ABBREVIATIONS:

T/O TOP OF
B/O BOTTOM OF
RFF RAISED FINISHED FLOOR
RSE RAISED STRUCTURAL ELEMENT

PROPOSED PLAN NOTES:

1. FOR REQUIREMENTS SPECIFIC TO EACH STRUCTURE REFER TO ATTACHMENT A IN PART 6.

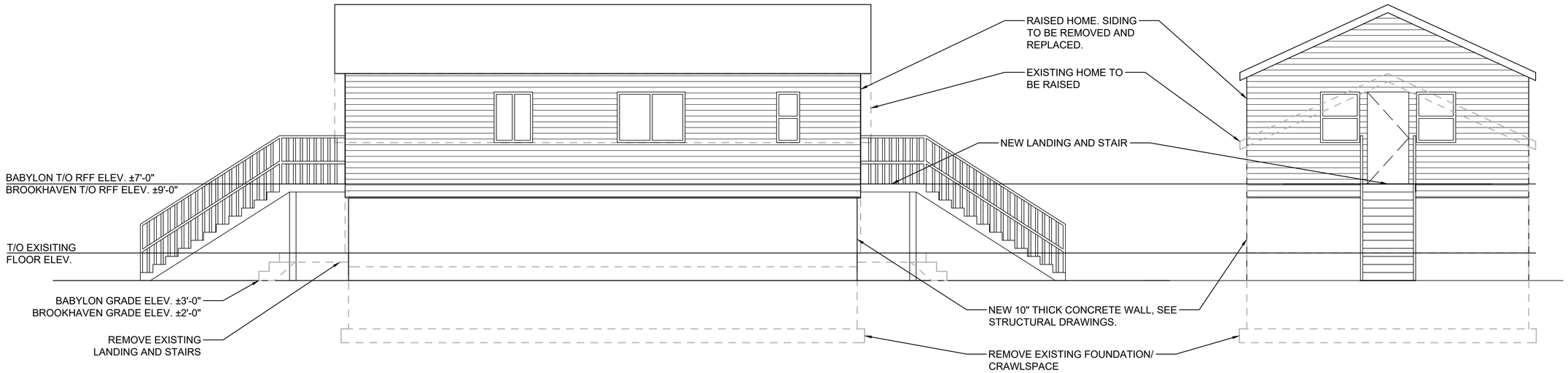

2 PROPOSED ELEVATION
SCALE: 1/4" = 1'-0"

3 PROPOSED ELEVATION
SCALE: 1/4" = 1'-0"

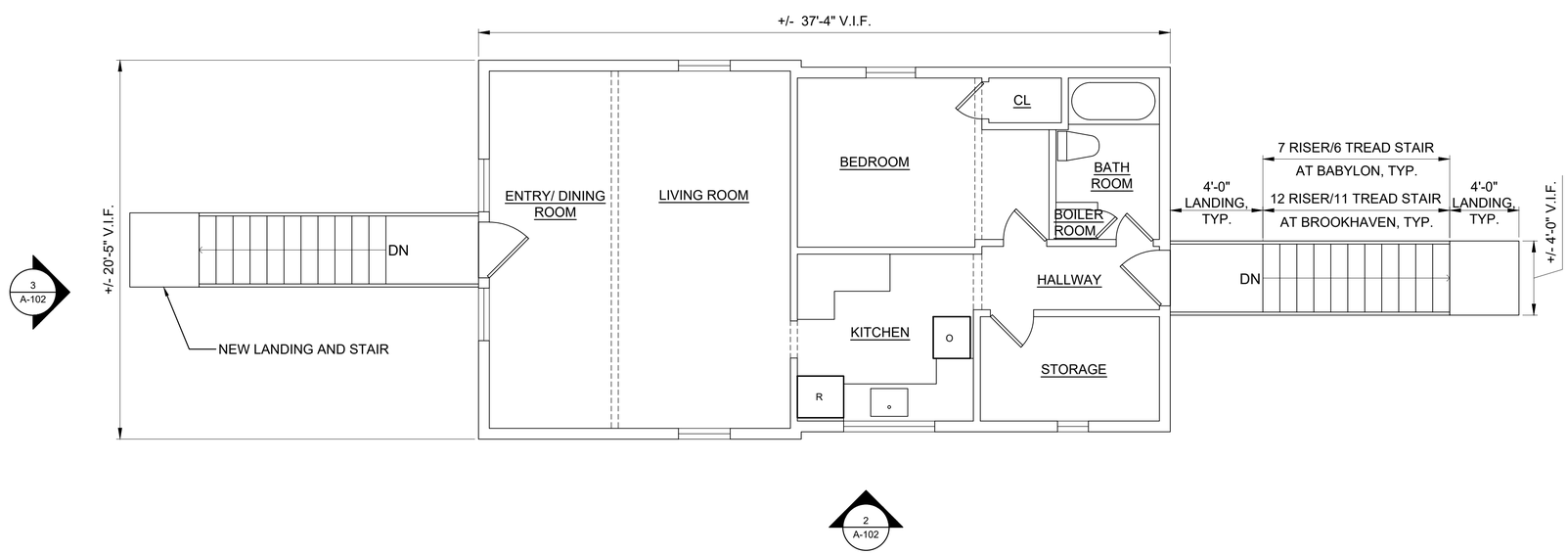

1 PROPOSED PLAN
SCALE: 1/4" = 1'-0"

US Army Corps of Engineers®

MARK	DESCRIPTION	DATE

DESIGNED BY: MP
DRAWN BY: MP
CHECKED BY: RW
SUBMITTED BY: MP
SIZE:
ISSUE DATE: 07/05/2025
SOLICITATION NO.:
CONTRACT NO.:

U.S. ARMY CORPS OF ENGINEERS
NEW YORK DISTRICT
26 FEDERAL PLAZA
NEW YORK, NY 10278

USACE NAN RIVERINE JV

FIRE ISLAND INLET TO MONTAUK POINT (FIMP)
COASTAL STORM RISK RE-EVALUATION
NON-STRUCTURAL PILOT

TYPE 1 TEMPLATE - ZONE A - CRAWLSPACE - 1 STORY
PROPOSED PLAN & ELEVATIONS

SHEET ID
A-102

ABBREVIATIONS:

T/O TOP OF
B/O BOTTOM OF
RFF RAISED FINISHED FLOOR
RSE RAISED STRUCTURAL ELEMENT

PROPOSED PLAN NOTES:

1. PROPOSED FLOOR PLAN ILLUSTRATES FIRST FLOOR PLAN ONLY. NO CHANGES TO THE SECOND FLOOR PLAN ARE ANTICIPATED THEREFORE SECOND FLOOR PLAN IS NOT INCLUDED.
2. FOR REQUIREMENTS SPECIFIC TO EACH STRUCTURE REFER TO ATTACHMENT A IN PART 6.

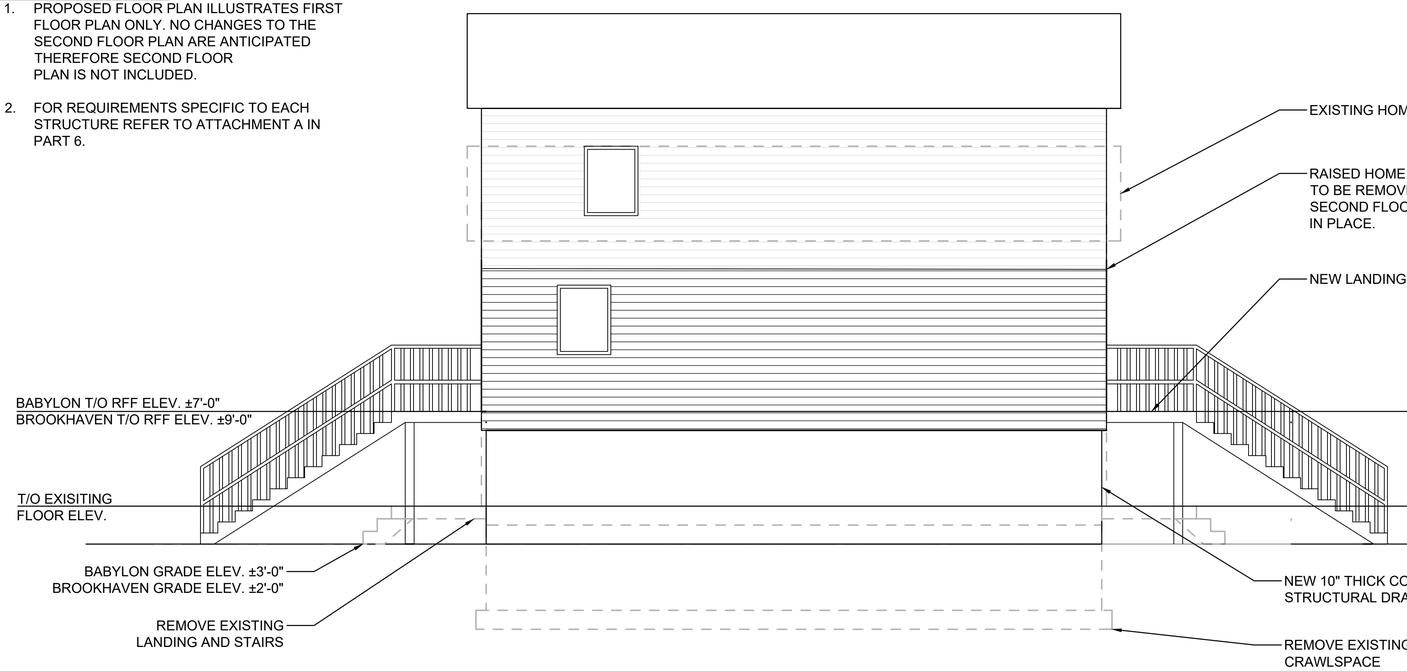

2 PROPOSED ELEVATION
SCALE: 1/4" = 1'-0"

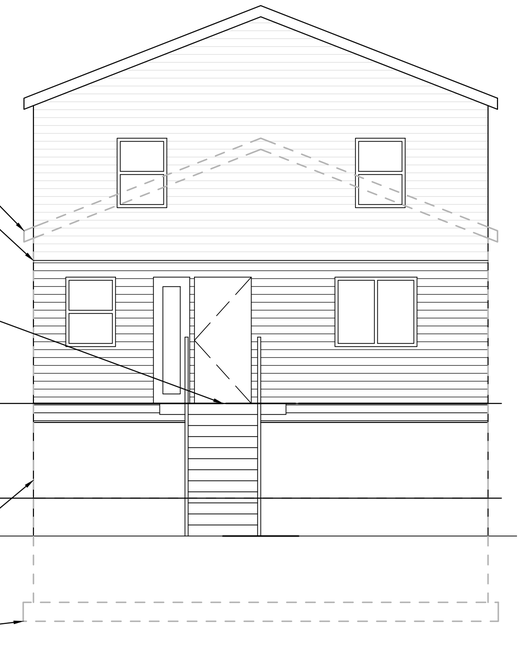

3 PROPOSED ELEVATION
SCALE: 1/4" = 1'-0"

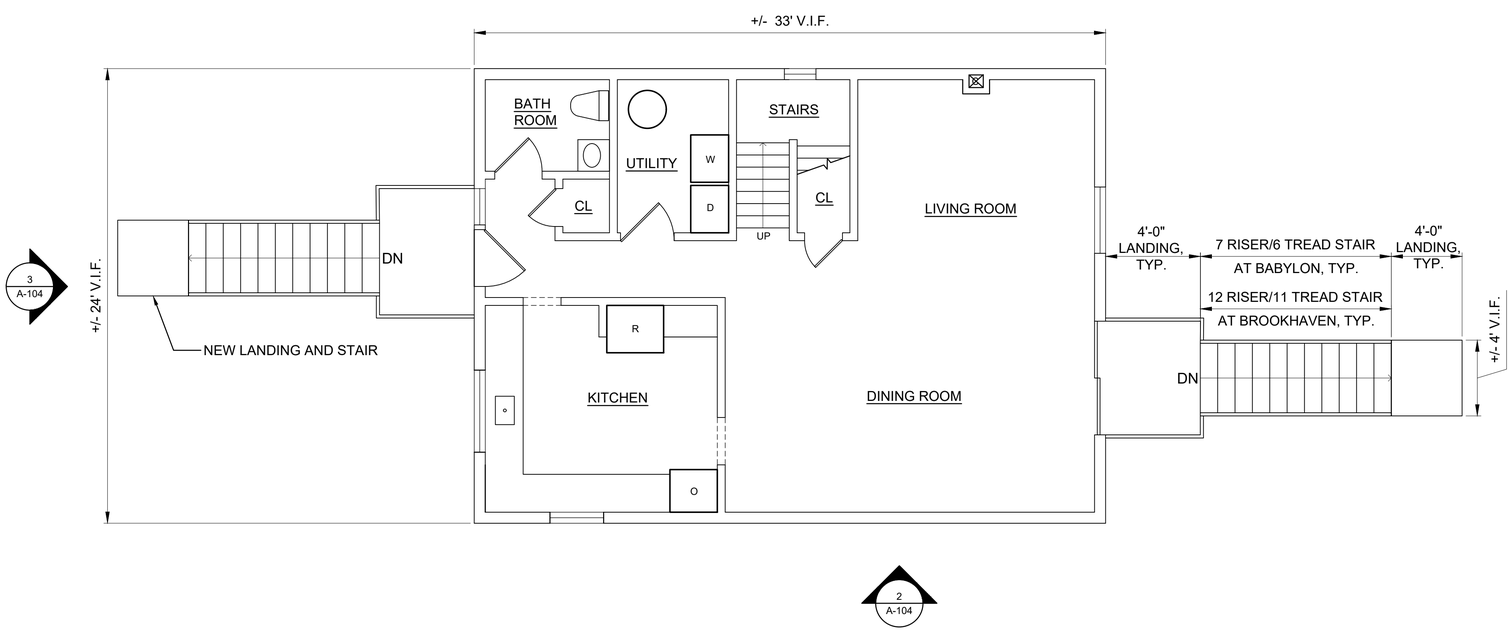

1 PROPOSED FIRST FLOOR PLAN
SCALE: 1/4" = 1'-0"

US Army Corps of Engineers®

MARK	DESCRIPTION	DATE

DESIGNED BY: MP
DRAWN BY: MP
CHECKED BY: RW
SUBMITTED BY: XXX
SIZE: XXX
ISSUE DATE: 07/05/2025
SOLICITATION NO.:
CONTRACT NO.:
XXX
XXX

U.S. ARMY CORPS OF ENGINEERS
NEW YORK DISTRICT
26 FEDERAL PLAZA
NEW YORK, NY 10278

USACE NAN RIVERINE JV

FIRE ISLAND INLET TO MONTAUK POINT (FIMP)
COASTAL STORM RISK RE-EVALUATION
NON-STRUCTURAL PILOT

TYPE 2 TEMPLATE - ZONE A - CRAWLSPACE - 2 STORY
PROPOSED PLAN & ELEVATIONS

SHEET ID
A-104

ABBREVIATIONS:

T/O TOP OF
B/O BOTTOM OF
RFF RAISED FINISHED FLOOR
RSE RAISED STRUCTURAL ELEMENT

PROPOSED PLAN NOTES:

1. FOR REQUIREMENTS SPECIFIC TO EACH STRUCTURE REFER TO ATTACHMENT A IN PART 6.

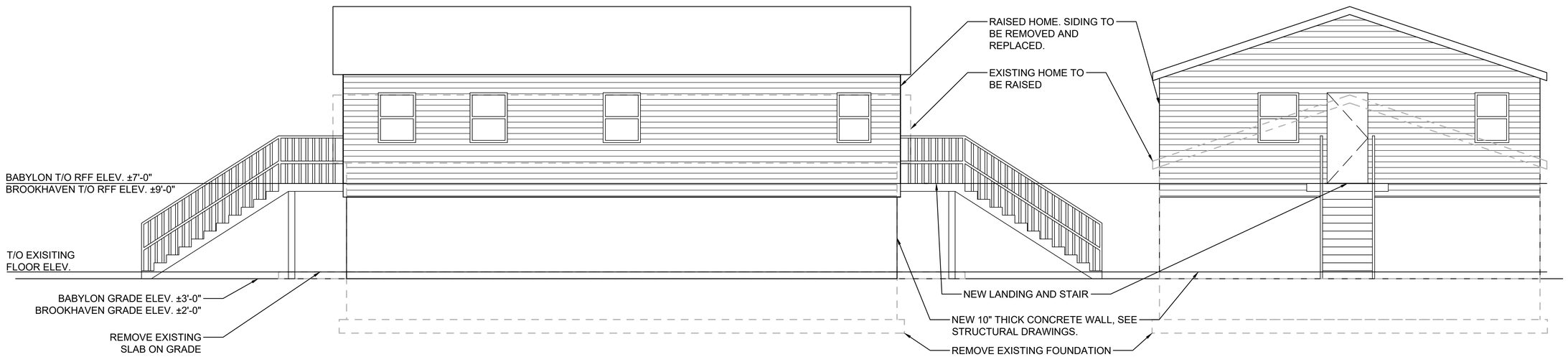

2 PROPOSED ELEVATION
SCALE: 1/4" = 1'-0"

3 PROPOSED ELEVATION
SCALE: 1/4" = 1'-0"

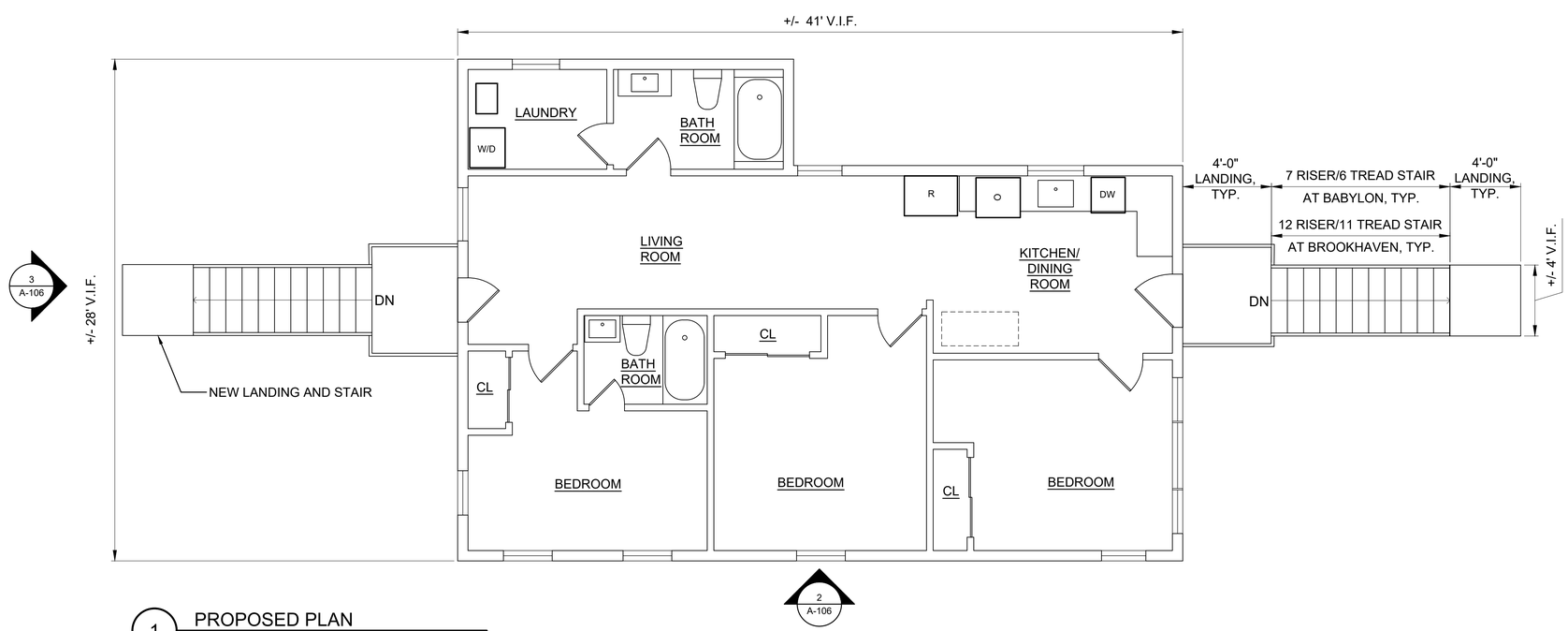

1 PROPOSED PLAN
SCALE: 1/4" = 1'-0"

US Army Corps of Engineers®

MARK	DESCRIPTION	DATE

DESIGNED BY: MP
DRAWN BY: MP
CHECKED BY: RW
SUBMITTED BY: XXX
SIZE: XXX

ISSUE DATE: 07/05/2025
SOLICITATION NO.:
CONTRACT NO.:
XXX

U.S. ARMY CORPS OF ENGINEERS
NEW YORK DISTRICT
26 FEDERAL PLAZA
NEW YORK, NY 10278

USACE NAN RIVERINE JV

FIRE ISLAND INLET TO MONTAUK POINT (FIMP)
COASTAL STORM RISK RE-EVALUATION
NON-STRUCTURAL PILOT

TYPE 3 TEMPLATE - ZONE A - SLAB ON GRADE - 1 STORY
PROPOSED PLAN & ELEVATIONS

SHEET ID
A-106

ABBREVIATIONS:

T/O TOP OF
B/O BOTTOM OF
RFF RAISED FINISHED FLOOR
RSE RAISED STRUCTURAL ELEMENT

PROPOSED PLAN NOTES:

1. PROPOSED FLOOR PLAN ILLUSTRATES FIRST FLOOR PLAN ONLY. NO CHANGES TO THE SECOND FLOOR PLAN ARE ANTICIPATED THEREFORE SECOND FLOOR PLAN IS NOT INCLUDED.
2. FOR REQUIREMENTS SPECIFIC TO EACH STRUCTURE REFER TO ATTACHMENT A IN PART 6.

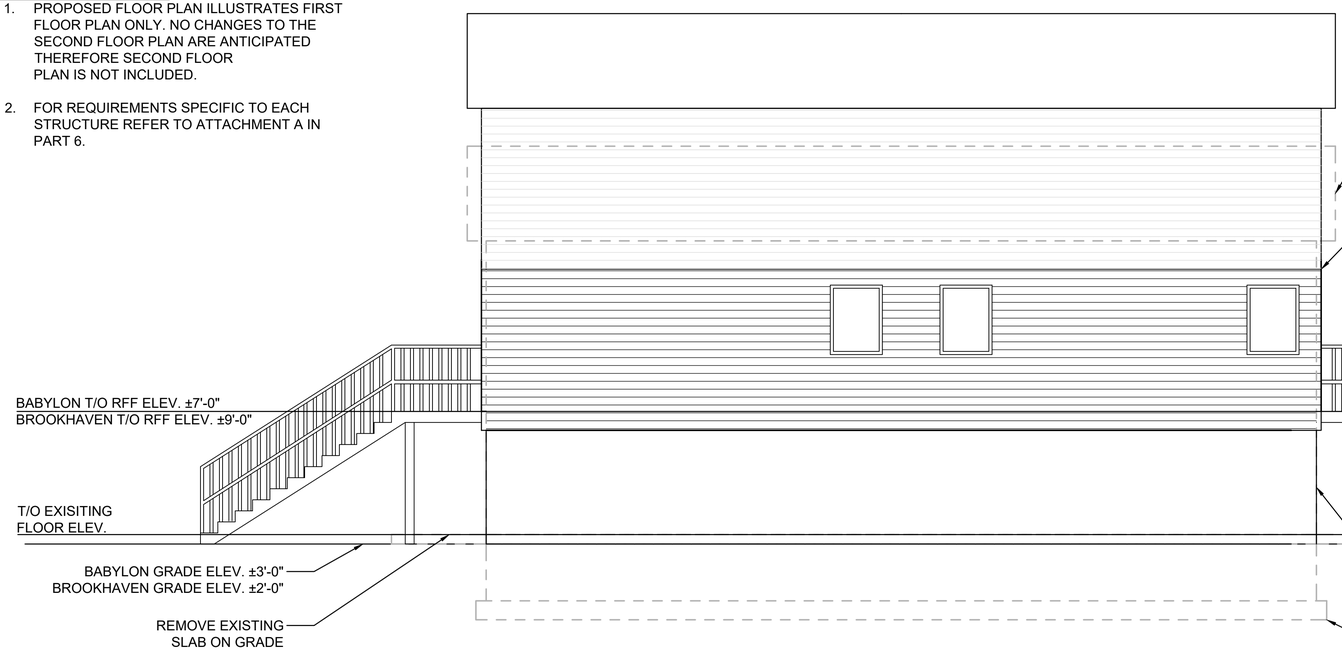

2 PROPOSED ELEVATION
SCALE: 1/4" = 1'-0"

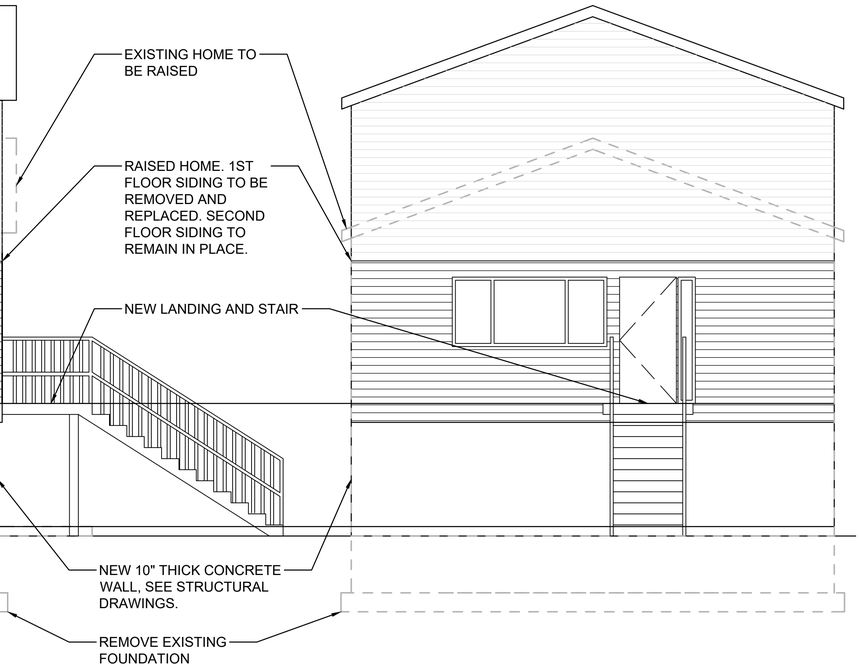

3 PROPOSED ELEVATION
SCALE: 1/4" = 1'-0"

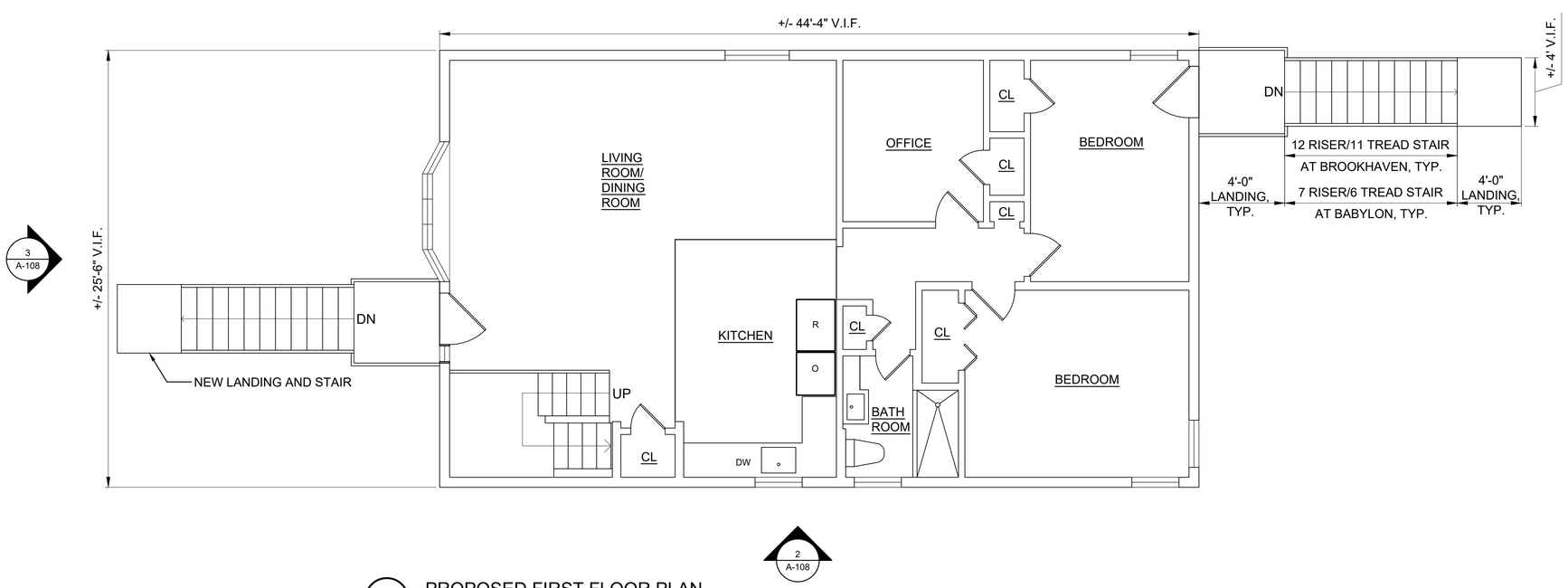

1 PROPOSED FIRST FLOOR PLAN
SCALE: 1/4" = 1'-0"

US Army Corps of Engineers®

MARK	DESCRIPTION	DATE

DESIGNED BY: MP
DRAWN BY: MP
CHECKED BY: RW
SUBMITTED BY: XX
SIZE: XXX
ISSUE DATE: 07/05/2025
SOLICITATION NO.:
CONTRACT NO.:
XXX
XXX

U.S. ARMY CORPS OF ENGINEERS
NEW YORK DISTRICT
26 FEDERAL PLAZA
NEW YORK, NY 10278

USACE NAN RIVERINE JV

FIRE ISLAND INLET TO MONTAUK POINT (FIMP)
COASTAL STORM RISK RE-EVALUATION
NON-STRUCTURAL PILOT

TYPE 4 TEMPLATE - ZONE A - SLAB ON GRADE - 2 STORY
PROPOSED PLAN & ELEVATIONS

SHEET ID
A-108

ABBREVIATIONS:

T/O TOP OF
B/O BOTTOM OF
RFF RAISED FINISHED FLOOR
RSE RAISED STRUCTURAL ELEMENT

PROPOSED PLAN NOTES:

1. FOR REQUIREMENTS SPECIFIC TO EACH STRUCTURE REFER TO ATTACHMENT A IN PART 6.

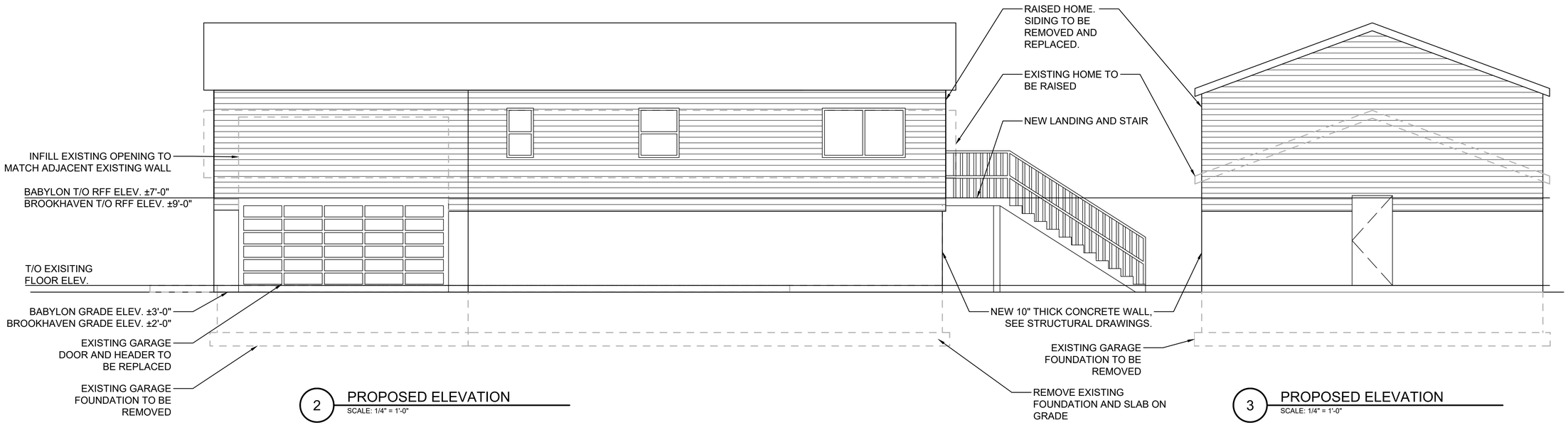

2 PROPOSED ELEVATION
SCALE: 1/4" = 1'-0"

3 PROPOSED ELEVATION
SCALE: 1/4" = 1'-0"

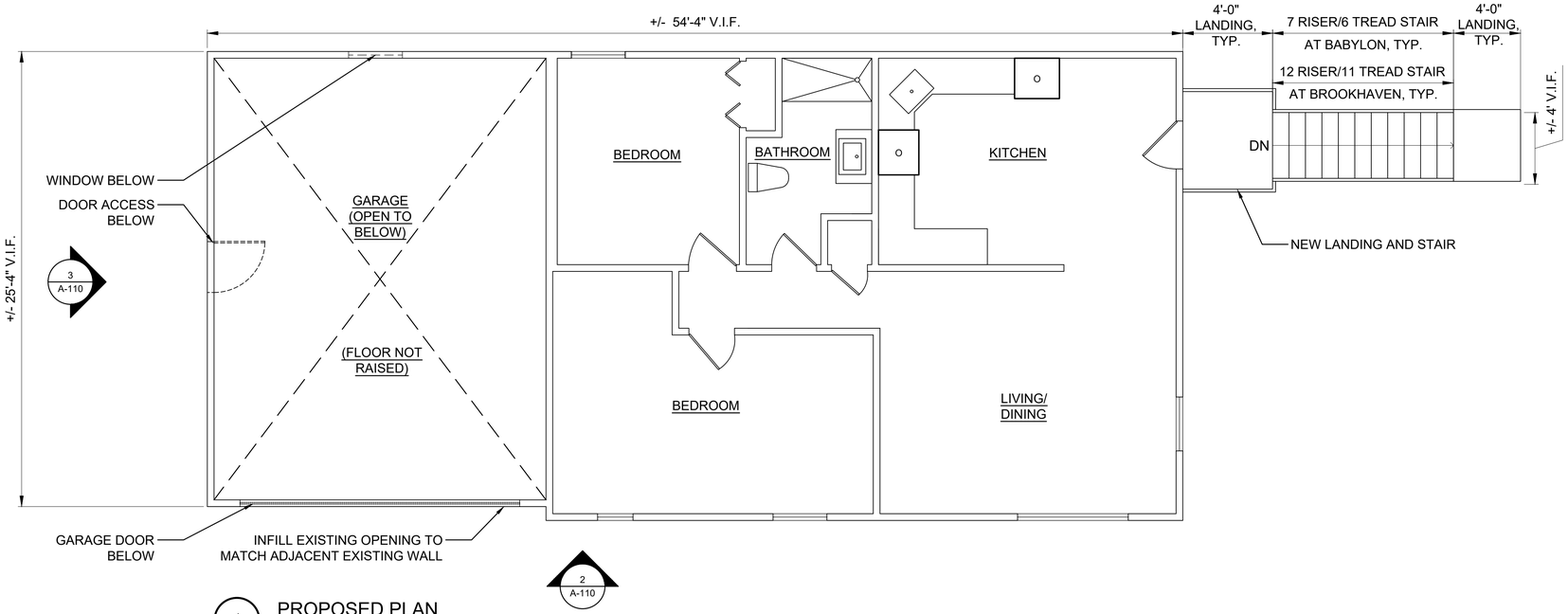

1 PROPOSED PLAN
SCALE: 1/4" = 1'-0"

US Army Corps of Engineers®

MARK	DESCRIPTION	DATE

DESIGNED BY: MP
DRAWN BY: MP
CHECKED BY: RW
SUBMITTED BY: XX
SIZE: XXX
ISSUE DATE: 07/05/2025
SOLICITATION NO.:
CONTRACT NO.:
XXX
XXX

U.S. ARMY CORPS OF ENGINEERS
NEW YORK DISTRICT
26 FEDERAL PLAZA
NEW YORK, NY 10278

USACE NAN RIVERINE JV

FIRE ISLAND INLET TO MONTAUK POINT (FIMP)
COASTAL STORM RISK RE-EVALUATION
NON-STRUCTURAL PILOT

TYPE 5 TEMPLATE - ZONE A - INTEGRAL GARAGE - 1 STORY
PROPOSED PLAN & ELEVATIONS

SHEET ID
A-110

ABBREVIATIONS:

T/O TOP OF
B/O BOTTOM OF
RFF RAISED FINISHED FLOOR
RSE RAISED STRUCTURAL ELEMENT

PROPOSED PLAN NOTES:

1. FOR REQUIREMENTS SPECIFIC TO EACH STRUCTURE REFER TO ATTACHMENT A IN PART 6.

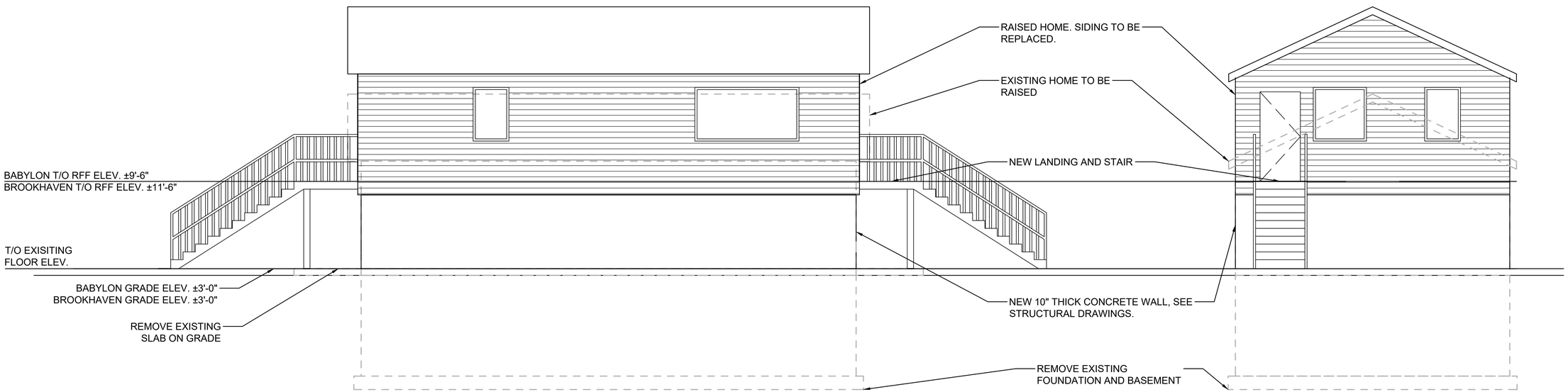

2 PROPOSED ELEVATION
SCALE: 1/4" = 1'-0"

3 PROPOSED ELEVATION
SCALE: 1/4" = 1'-0"

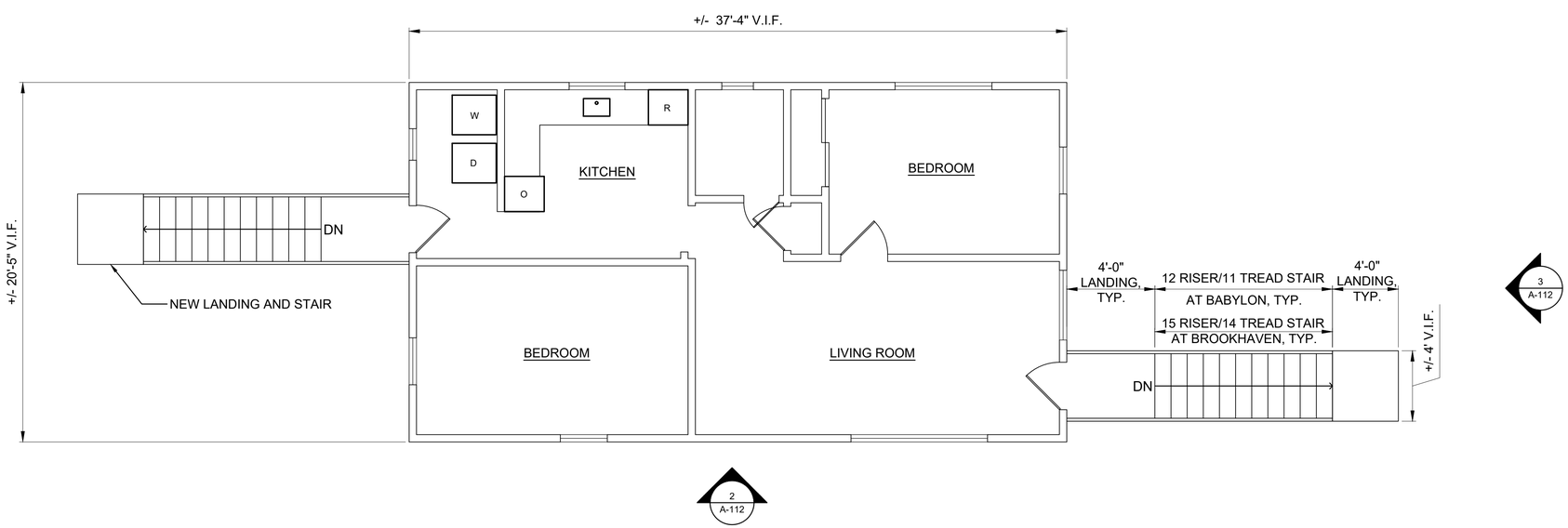

1 PROPOSED PLAN
SCALE: 1/4" = 1'-0"

US Army Corps of Engineers®

MARK	DESCRIPTION	DATE

DESIGNED BY: MP
DRAWN BY: MP
CHECKED BY: RW
SUBMITTED BY: XX
SIZE: XXX
ISSUE DATE: 07/05/2025
SOLICITATION NO.: XXX
CONTRACT NO.: XXX

U.S. ARMY CORPS OF ENGINEERS
NEW YORK DISTRICT
26 FEDERAL PLAZA
NEW YORK, NY 10278

USACE NAN RIVERINE JV

FIRE ISLAND INLET TO MONTAUK POINT (FIMP)
COASTAL STORM RISK RE-EVALUATION
NON-STRUCTURAL PILOT

TYPE 6 TEMPLATE - ZONE A - BASEMENT - 1 STORY
PROPOSED PLAN & ELEVATIONS

SHEET ID
A-112

ABBREVIATIONS:

T/O TOP OF
B/O BOTTOM OF
RFF RAISED FINISHED FLOOR
RSE RAISED STRUCTURAL ELEMENT

PROPOSED PLAN NOTES:

1. FOR REQUIREMENTS SPECIFIC TO EACH STRUCTURE REFER TO ATTACHMENT A IN PART 6.

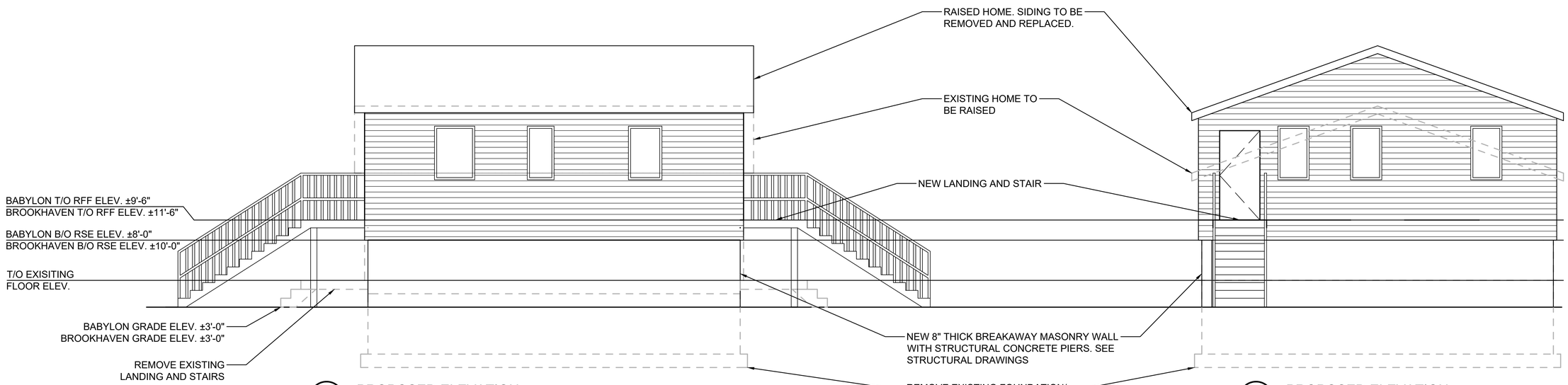

2 PROPOSED ELEVATION
SCALE: 1/4" = 1'-0"

3 PROPOSED ELEVATION
SCALE: 1/4" = 1'-0"

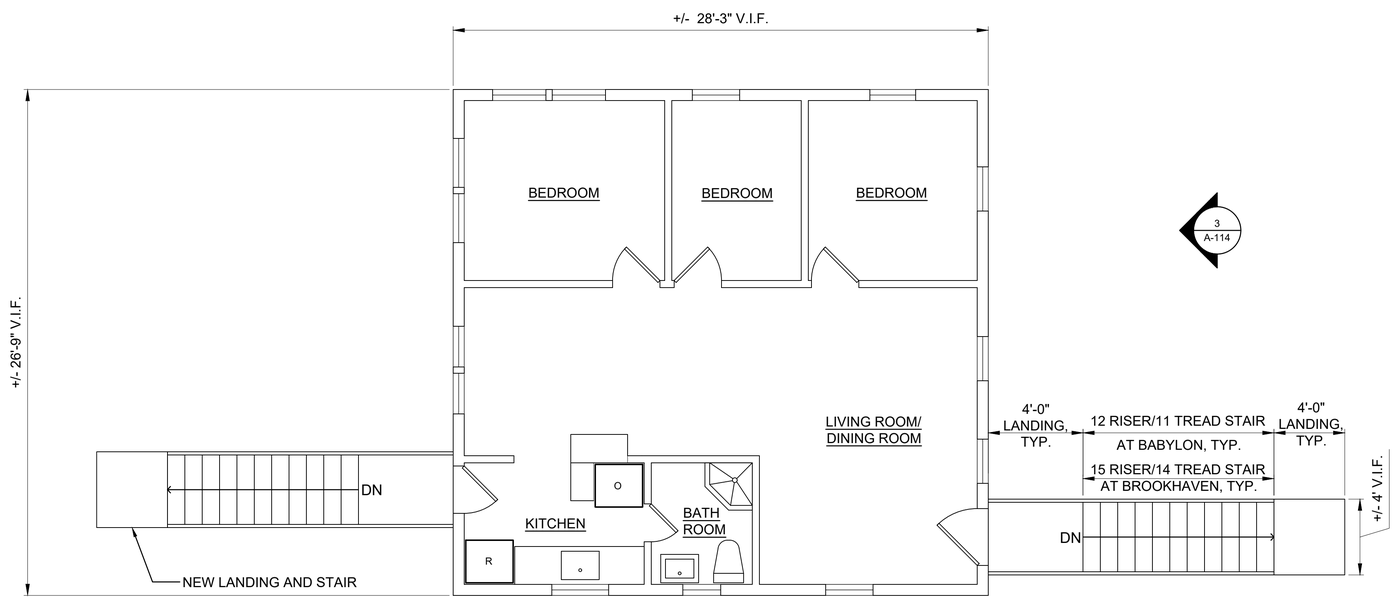

1 PROPOSED PLAN
SCALE: 1/4" = 1'-0"

US Army Corps of Engineers®

MARK	DESCRIPTION	DATE

DESIGNED BY: MP
DRAWN BY: MP
CHECKED BY: RW
SUBMITTED BY: XX
SIZE: XXX
ISSUE DATE: 07/05/2025
SOLICITATION NO.: XXX
CONTRACT NO.: XXX

U.S. ARMY CORPS OF ENGINEERS
NEW YORK DISTRICT
26 FEDERAL PLAZA
NEW YORK, NY 10278

USACE NAN RIVERINE JV

FIRE ISLAND INLET TO MONTAUK POINT (FIMP)
COASTAL STORM RISK RE-EVALUATION
NON-STRUCTURAL PILOT

TYPE 7 TEMPLATE -
COASTAL A/V ZONE - CRAWLSPACE - 1 STORY
PROPOSED PLAN & ELEVATIONS

SHEET ID
A-114

ABBREVIATIONS:

T/O TOP OF
B/O BOTTOM OF
RFF RAISED FINISHED FLOOR
RSE RAISED STRUCTURAL ELEMENT

PROPOSED PLAN NOTES:

1. PROPOSED FLOOR PLAN ILLUSTRATES FIRST FLOOR PLAN ONLY. NO CHANGES TO THE SECOND FLOOR PLAN ARE ANTICIPATED THEREFORE SECOND FLOOR PLAN IS NOT INCLUDED.
2. FOR REQUIREMENTS SPECIFIC TO EACH STRUCTURE REFER TO ATTACHMENT A IN PART 6.

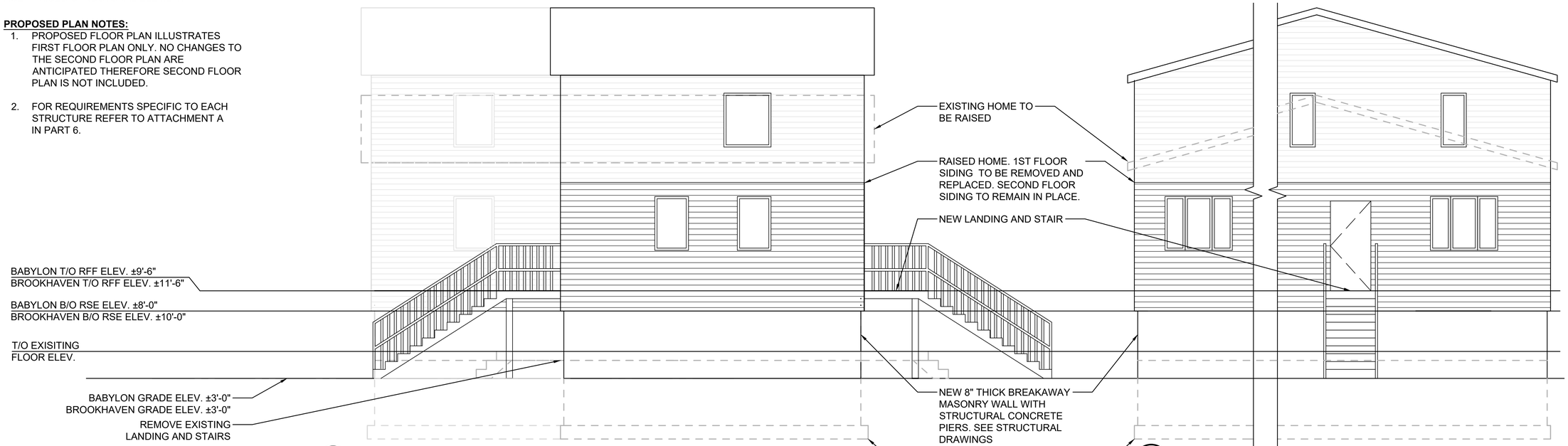

2 PROPOSED ELEVATION
SCALE: 1/4" = 1'-0"

3 PROPOSED ELEVATION
SCALE: 1/4" = 1'-0"

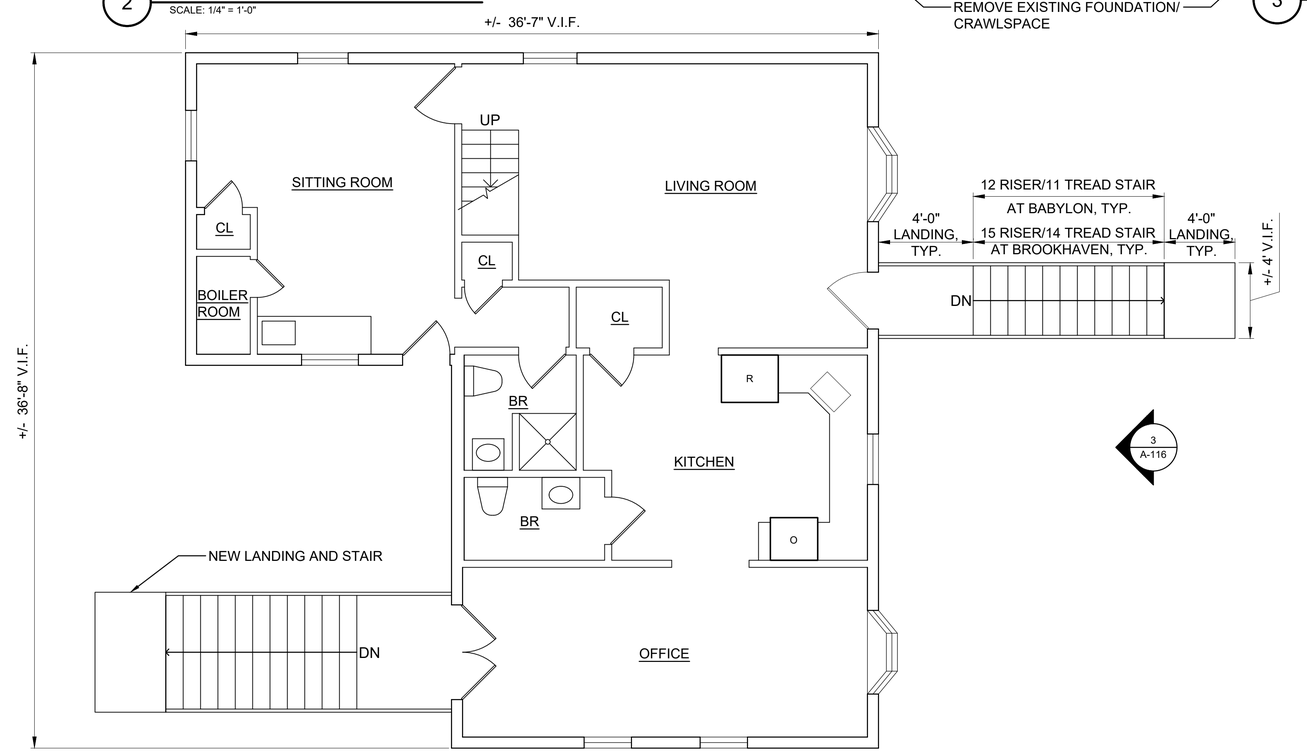

1 PROPOSED FIRST FLOOR PLAN
SCALE: 1/4" = 1'-0"

US Army Corps of Engineers®

MARK	DESCRIPTION	DATE

DESIGNED BY: MP
DRAWN BY: MP
CHECKED BY: RW
SUBMITTED BY: XX
SIZE: XXX
ISSUE DATE: 07/05/2025
SOLICITATION NO.: XXX
CONTRACT NO.: XXX

U.S. ARMY CORPS OF ENGINEERS
NEW YORK DISTRICT
26 FEDERAL PLAZA
NEW YORK, NY 10278

USACE NAN RIVERINE JV

FIRE ISLAND INLET TO MONTAUK POINT (FIMP)
COASTAL STORM RISK RE-EVALUATION
NON-STRUCTURAL PILOT

TYPE 8 TEMPLATE -
COASTAL A/V ZONE - CRAWLSPACE - 2 STORY
PROPOSED PLAN & ELEVATIONS

SHEET ID
A-116

ABBREVIATIONS:

T/O TOP OF
B/O BOTTOM OF
RFF RAISED FINISHED FLOOR
RSE RAISED STRUCTURAL ELEMENT

PROPOSED PLAN NOTES:

1. PROPOSED FLOOR PLAN ILLUSTRATES FIRST FLOOR PLAN ONLY. NO CHANGES TO THE SECOND FLOOR PLAN ARE ANTICIPATED THEREFORE SECOND FLOOR PLAN IS NOT INCLUDED.
2. FOR REQUIREMENTS SPECIFIC TO EACH STRUCTURE REFER TO ATTACHMENT A IN PART 6.

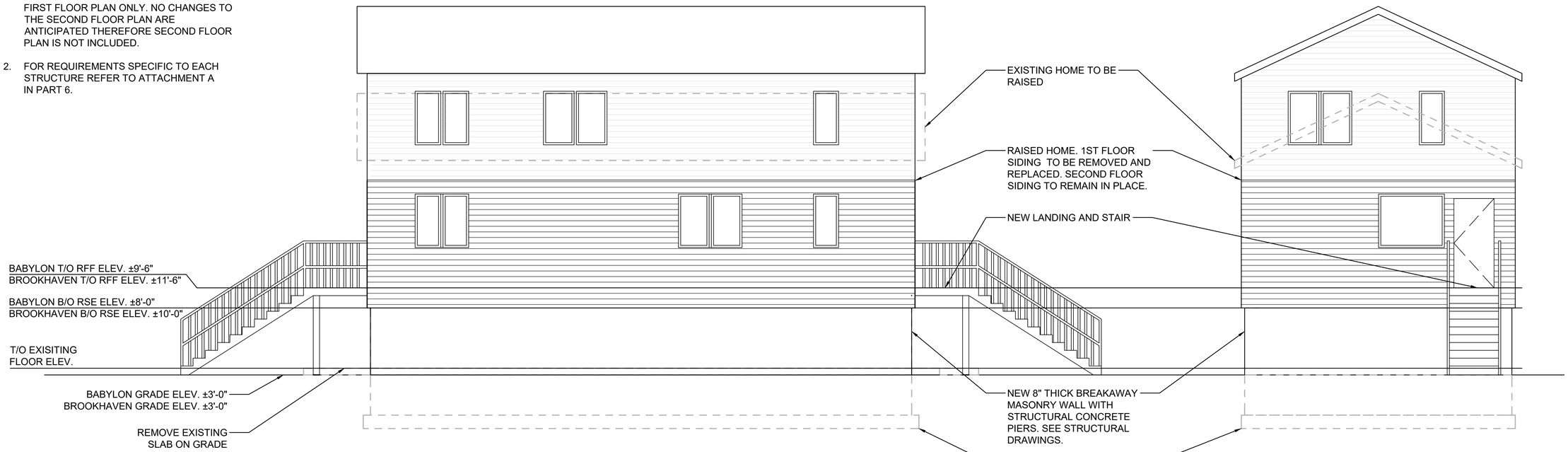

2 PROPOSED ELEVATION
SCALE: 1/4" = 1'-0"

3 PROPOSED ELEVATION
SCALE: 1/4" = 1'-0"

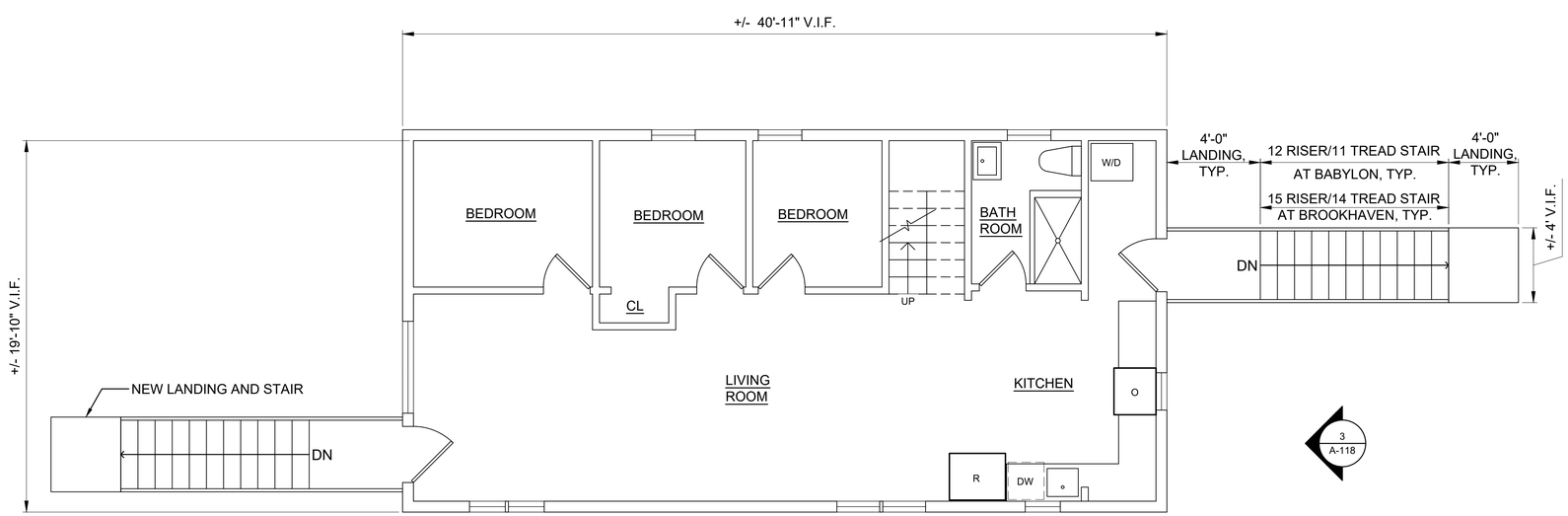

1 PROPOSED FIRST FLOOR PLAN
SCALE: 1/4" = 1'-0"

2
A-118

US Army Corps of Engineers®

MARK	DESCRIPTION	DATE

ISSUE DATE: 07/05/2025
SOLICITATION NO.:
CONTRACT NO.:
XXX

DESIGNED BY: MP
DRAWN BY: MP
CHECKED BY: RW
SUBMITTED BY: XXX
SIZE: XXX

U.S. ARMY CORPS OF ENGINEERS
NEW YORK DISTRICT
26 FEDERAL PLAZA
NEW YORK, NY 10278

USACE NAN RIVERINE JV

FIRE ISLAND INLET TO MONTAUK POINT (FIMP)
COASTAL STORM RISK RE-EVALUATION
NON-STRUCTURAL PILOT

TYPE 9 TEMPLATE -
COASTAL A/V ZONE - SLAB ON GRADE - 2 STORY
PROPOSED PLAN & ELEVATIONS

SHEET ID
A-118

ABBREVIATIONS:

T/O TOP OF
B/O BOTTOM OF
RFF RAISED FINISHED FLOOR
RSE RAISED STRUCTURAL ELEMENT

PROPOSED PLAN NOTES:

1. PROPOSED FLOOR PLAN ILLUSTRATES FIRST FLOOR PLAN ONLY. NO CHANGES TO THE SECOND FLOOR PLAN ARE ANTICIPATED THEREFORE SECOND FLOOR PLAN IS NOT INCLUDED.
2. FOR REQUIREMENTS SPECIFIC TO EACH STRUCTURE REFER TO ATTACHMENT A IN PART 6.

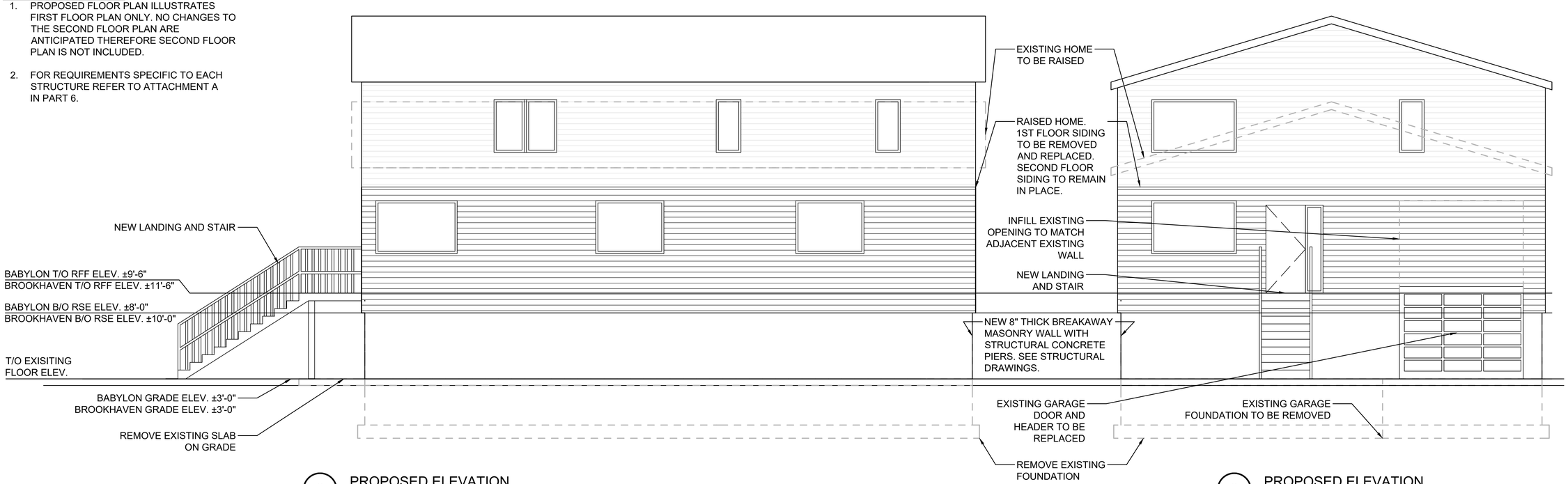

2 PROPOSED ELEVATION
SCALE: 1/4" = 1'-0"

3 PROPOSED ELEVATION
SCALE: 1/4" = 1'-0"

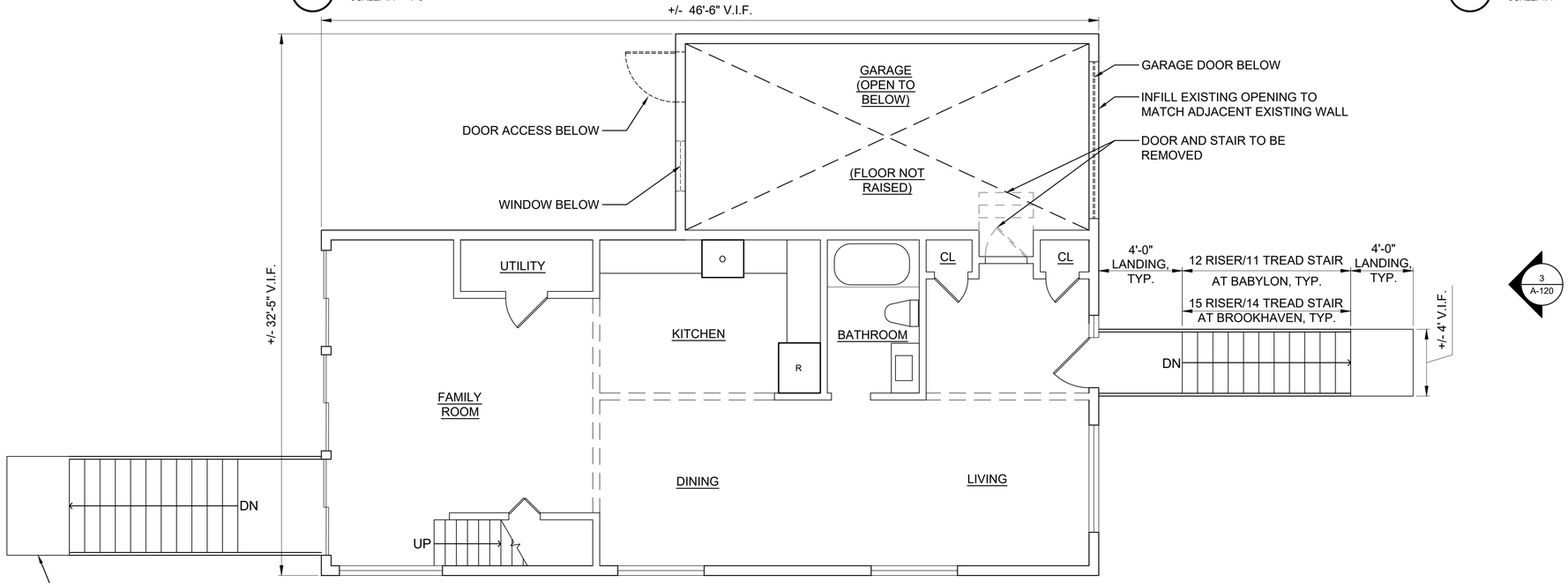

1 PROPOSED FIRST FLOOR PLAN
SCALE: 1/4" = 1'-0"

2 A-120

3 A-120

US Army Corps of Engineers®

MARK	DESCRIPTION	DATE

ISSUE DATE: 07/05/2025
SOLICITATION NO.:
CONTRACT NO.:
DESIGNED BY: MP
DRAWN BY: MP
CHECKED BY: RW
SUBMITTED BY: XX
SIZE: XXX
XXX
XXX

U.S. ARMY CORPS OF ENGINEERS
NEW YORK DISTRICT
26 FEDERAL PLAZA
NEW YORK, NY 10278

USACE NAN RIVERINE JV

FIRE ISLAND INLET TO MONTAUK POINT (FIMP)
COASTAL STORM RISK RE-EVALUATION
NON-STRUCTURAL PILOT

TYPE 10 TEMPLATE -
COASTAL A/V ZONE - INTEGRAL GARAGE - 2 STORY
PROPOSED PLAN & ELEVATIONS

SHEET ID
A-120