FINAL - SUPPLEMENTAL REMEDIAL INVESTIGATION REPORT

AREA OF CONCERN 3 (AOC 3)

NORTHEASTERN INDUSTRIAL PARK

GUILDERLAND, NEW YORK

Formerly Used Defense Site Project # C02NY000203

June 2016

Prepared for:

U.S. Army Corps of Engineers
Baltimore District
10 S. Howard Street
Baltimore, Maryland 21201

US Army Corps of Engineers

Prepared by:

H2H Associates, LLC
179 River Street
Troy, New York 12180

Contents

Executive Summary……..vii

1.0 Introduction 1-1
1.1 Scope and Purpose of the Supplemental RI Report 1-1
1.2 Site History 1-1
1.2.1 Northeastern Industrial Park (NEIP) HTRW Regulatory Designation 1-1
1.2.2 AOC 3 Area Description and History 1-1
1.3 Previous investigations at AOC 3 1-3
1.4 Report Organization 1-3
2.0 Field Investigation and Sample Analysis Methods 2-1
2.1 Contaminants of Potential Concern 2-1
2.2 Summary Of Supplemental RI Field Investigation 2-2
2.2.1 Monitoring Well Installation 2-2
2.2.2 Groundwater Sampling – Temporary and Permanent Monitoring Wells 2-5
2.2.3 Irrigation Well Sampling 2-8
2.2.4 Soil Gas Sampling 2-9
2.2.5 Additional Tasks: Monitoring Well Location and Well Resurveying 2-11
2.2.6 Investigation-Derived Waste (IDW) 2-12
2.3 Field Quality Control and Data Assessment 2-12
2.3.1 Field Quality Control 2-12
2.3.2 Data Assessment 2-13
3.0 Site Characteristics 3-1
3.1 Regional Setting 3-1
3.2 Climatological Conditions 3-1
3.3 Surface Water 3-1
3.4 Geology 3-1
3.5 Hydrogeology 3-2
3.6 Demographics and Landuse 3-2
3.7 Ecological Setting 3-3
4.0 Investigation Results 4-1
4.1 Data Usability 4-1
4.2 Source Assessment 4-2
4.3 Analytical Results 4-4
4.3.1 Groundwater 4-4
4.3.2 Soil Gas 4-8
4.4 Nature and Extent of Contamination 4-10
4.4.1 Groundwater 4-10
4.4.2 Soil Gas 4-10
5.0 Fate and Transport 5-1
5.1 Hydrogeologic evaluation 5-1
5.1.1 Regional Groundwater Model Results 5-1
5.1.2 Dimensional Model Results 5-2
6.0 Risk Assessment 6-1

6.1 Ecological risk Evaluation 6-1
6.2 Human Health Risk Assessment 6-1
6.2.1 Identification of Chemicals of Potential Concern 6-1
6.2.2 Potential Receptors and Exposure Pathways at AOC 3 6-2
6.2.3 Risk Characterization 6-5
7.0 Applicable or Relevant and Appropriate Requirements 7-1
8.0 Summary and Recommendations 8-1
8.1 Summary 8-1
8.2 Potential Data gaps 8-2
8.3 Recommendations 8-2
9.0 References 9-1

APPENDICES

APPENDIX A Boring Logs and Monitoring Well Logs/Well Development Forms

APPENDIX B Supplemental RI Field Logs

APPENDIX C Data Usability Summary Reports

APPENDIX D Laboratory Analytical Data

APPENDIX E Historical Remedial Action Reports

APPENDIX F Identification of Federal and State Applicable or Relevant and Appropriate Requirements and To Be Considered - Area of Concern 3

APPENDIX G Human Health Risk Assessment

APPENDIX H Conceptual Site Model

LIST OF TABLES

Table 2-1 AOC 3 Supplemental RI Field Investigation Sampling Dates

Table 2-2 Temporary Monitoring Well Borehole Specifications

Table 2-3 AOC 3 Monitoring Well Construction Data, NEIP, Guilderland, New York Resurveyed 9 May 2014

Table 2-4 Specifics for Laboratory Analyses for Groundwater Sampling at AOC 3

Table 3-1 AOC 3 Groundwater Elevation Measurements

Table 4-1 Summary of Analytical Results in End-Point Soil Samples for Interim Remedial Actions at AOC 3, NEIP, Guilderland, NY

Table 4-2 AOC 3 Groundwater Sample Results for Permanent Wells, NEIP, Guilderland, NY 2013 – 2015 Supplemental RI Investigation

Table 4-3 AOC 3 Summary of Analytical Results – Shallow and Deep Temporary Groundwater Monitoring Well Sampling (2013 and 2014), NEIP, Guilderland, New York

Table 4-4 Cumulative Analytical Results – Irrigation Well Sampling, AOC 3, NEIP, Guilderland, NY

Table 4-5 AOC 3 Soil Gas Analytical Results, NEIP, Guilderland, NY

LIST OF FIGURES

Figure 1-1 Site Location Map

Figure 1-2 Site Plan

Figure 1-3 AOC 3 Monitoring Well Locations

Figure 2-1 AOC 3 Temporary Monitoring Well Locations

Figure 2-2 AOC 3 Soil Gas Sample Locations

Figure 3-1 AOC 3 – 22 April 2014 Groundwater Flow

Figure 4-1 Supplemental RI – Groundwater TCE Results

Figure 4-2 AOC 3 – 2014 TCE Concentrations in Groundwater

Figure 4-3 Supplemental RI – Soil Gas Results

Figure 5-1 CSM – Soil Gas Plan View

Figure 5-2 AOC 3 Monitoring Well Profile Location Map

Figure 5-3 AOC 3 Profile View of Monitoring Wells

LIST OF ABBREVIATIONS AND ACRONYMS

ACEMC – Albany County Environmental Management Council

AMSL – Above Mean Sea Level

AOCs – Areas of Concern

AR – Administrative Record

ARAR – Applicable or Relevant and Appropriate Requirement

AWQS – Ambient Water Quality Standards

bgs – below ground surface

CERCLA – Comprehensive Environmental Response, Compensation, and Liability Act

CoC – Chain of Custody

COPCs – Contaminants of Potential Concern

CSM – Conceptual Site Model

DCE – 1,2-Dichloroethene

DERP-FUDS – Defense Environmental Restoration Program for Formerly Used Defense Sites

DL – Detection Limit

DoD – Department of Defense

DOH – Department of Health

DTW – Deep Temporary Well

DUSR – Data Usability Summary Report

EDD – Electronic Data Deliverable

FD – Field Duplicate

FFS – Focused Feasibility Study

FSP – Field Sampling Plan

GPM – Gallons per Minute

HHRA – Human Health Risk Assessment

HI – Hazard Indices

HSA – Hollow Stem Auger

IDW – Investigation-Derived Waste

LCS – Laboratory Control Sample

LOD – Limits of Detection

LOQ – Limits of Quantitation

LUC – Land Use Controls

MB – Method Blank

MCL – Maximum Contaminant Level

MEA – Mean Absolute Error

MNA – Monitored Natural Attenuation

MS/MSD – Matrix Spike/Matrix Spike Duplicate

NEIP – Northeastern Industrial Park

NE – Northeast

NNE – North-Northeast

NOAA – National Oceanic and Atmospheric Administration

NYS – New York State

NYSDEC – New York State Department of Environmental Conservation

NYSDOH – New York State Department of Health

OSWER – Office of Solid Waste and Emergency Services

PAHs – Polycyclic Aromatic Hydrocarbons

PCBs – Polychlorinated Biphenyls

PCE - Tetrachloroethene

PDI – Preliminary Design Investigation

PID – Photo Ionization Detector

PPE – Personal Protective Equipment

PPM – Part per Million

QA/QC – Quality Assurance/Quality Control

QAPP – Quality Assurance Project Plan

QC – Quality Control

RAGS – Risk Assessment Guidance for Superfund

RAOs – Remedial Action Objectives

RI – Remedial Investigation

SADVA - Schenectady Army Depot – Voorheesville Area

SAP – Sampling and Analysis Plan

SARA – Superfund Amendments and Reauthorization Act

SCO – Soil Cleanup Objective

SG – Soil Gas

SLERA – Screening-level Ecological Risk Assessment

SMP – Site Management Plan

SOP – Standard Operating Procedures

SOW – Scope of Work

SSHO – Site Safety and Health Officer

SSHP – Site Safety and Health Plan

STW – Shallow Temporary Well

SVOCs - Semi-volatile organic compounds

TCE – Trichloroethene

TCL – Target Compound List

TOC – Total Organic Carbon

TOGS - Technical and Operational Guidance Series

USACE – U.S. Army Corps of Engineers

USEPA – United States Environmental Protection Agency

VC – Vinyl Chloride

VOCs – Volatile Organic Compounds

EXECUTIVE SUMMARY

Purpose and Objectives

The overall objective of this Supplemental Remedial Investigation (RI) is to delineate the nature and extent of contamination in the groundwater and soil vapor at the former Schenectady Army Depot – Voorheesville Area (SADVA) Area of Concern 3 (AOC 3) in Guilderland, New York, and to assess the potential human health risks posed by the residual contamination. Based on the analytical results from the two previous soil removal/remedial actions and subsequent groundwater samplings at the AOC 3 site, the U.S. Army Corps of Engineers (USACE) identified trichloroethene (TCE), tetrachloroethene (PCE), cis-1,2 dichloroethene (1,2 DCE) and vinyl chloride (VC) as groundwater and soil gas contaminants. This Supplemental RI delineates the TCE plume that extends from the AOC 3 burn pit area to beneath the adjacent Guilderland School Property. In 2002 and 2003, contaminated soil was removed from the source area (burn pit) and the New Guilderland School Bus Depot. Post-excavation soil samples were collected to confirm that the contamination had been removed. Evaluation of the soil data concluded that the soil contamination had been removed and that additional soil sampling was not warranted.

Site Characteristics

AOC 3 is located in an area formally known as the *Schenectady Army Depot, Voorheesville Area* or SADVA. The former SADVA was a storage and supply depot for the military during World War II and the Korean War. It was established in 1941-1942 and consisted of approximately 650 acres. Former SADVA is classified as a Formerly Used Defense Site (FUDS). In 1969, the property was declared surplus. Today, 541 acres of the former SADVA is occupied by the Northeastern Industrial Park (NEIP), and is used for warehouse and light industrial purposes.

AOC 3 is located in the northwestern portion of the NEIP, bordered by Black Creek, the Guilderland Nursing Home and Route 146 on the north, by Guilderland High School to the west and northwest, and by NEIP to the south and east of the site. The dominant surface water feature in the vicinity is Black Creek to the north-northwest, which flows west/northwest into the Bozen Kill and subsequently into the Watervliet Reservoir. The New York State Bureau of Watershed Management and the NYSDEC have classified the section of Black Creek adjacent to the NEIP as a Class C stream, suitable for recreation and human consumption of fish.

The bedrock beneath the AOC 3 area consists of the upper Middle Ordovician Schenectady Formation. The Schenectady Formation consists of black and gray argillaceous (clayey) shale interbedded with greywackes (clayey sandstone) and sandstones of variable texture. Borings beneath AOC 3 during the present investigation have encountered a dense glacial till at varying depths ranging from 20 feet near the high school building, 40 feet at DTW-1 (adjacent to MW-5 located on the eastern edge of the school property) to 65 feet in DTW-2 adjacent to MW-9, however, bedrock has not been definitively detected in any of the wells.

The glacial deposits underlying the AOC 3 area on both the NEIP and school property consist of silt and sand with varying amounts of clay and gravel lenses. The thickness of these deposits

vary from approximately 20 feet in the southern area near the high school, to over 65 feet near the northern area of the school property adjacent to Black Creek. Review of boring logs from the present remedial investigation (RI) indicate that there is no continuous confining clay layer beneath the site, indicating hydrologic connection throughout the aquifer.

Black Creek is the primary drainage feature in the vicinity of the NEIP and lies directly north of the AOC 3 and Guilderland School properties. Surface water drainage over the mostly impervious surface area of the NEIP is diverted into Black Creek, which has a drainage basin of approximately 25 square miles. Based on the last measurements taken for the 2007 RI, the elevation of Black Creek is higher than the water table elevations at AOC 3, indicating that Black Creek is a "losing" stream in this area (recharging groundwater).

Operational and Investigative History

AOC 3 is one of nine areas of concern identified in the Remedial Investigation Report for the former SADVA, completed USACE by Parsons, Inc. in September 2007. AOC 3 has been documented to be the location of a former burn pit area that was used for the burning of wastes during the operations of the Department of Defense (DoD) at the site. Investigation at AOC 3 found that soils were found to be impacted by volatile organic compounds (VOCs), semi-volatile organic compounds (SVOCs), polychlorinated biphenyls (PCBs), pesticides and metals. The results of this investigation were presented as a Supplemental RI in the *Focused Feasibility Study for Area of Concern 3*, which was prepared for the U.S. Army Corps of Engineers by Parsons, dated March 2002. The 2002 FFS focused specifically on the burn pit area on the NEIP property.

Soon after the FFS for AOC 3 was completed, wastes from the DoD operations at the former SADVA were found to extend beyond the current northwest fence line of the NEIP adjacent to the former burn pit area, onto property now occupied by the Guilderland Central School District. Outdated supplies and debris related to DoD depot operations were discovered buried in this area in August 2002 during excavation work associated with the school's new bus garage. Based on the discovery of the buried items, an emergency response action was undertaken on behalf of USACE on the Guilderland Central School District property from August 27 through November 27, 2002 to identify and remove buried materials and impacted soils.

After the Guilderland School emergency response, an interim remedial measure in the form of soil excavation was conducted on the NEIP property from April 2003 through July 2003 to remove soils and debris believed to be associated with the burn pit area. This removal action was expedited in response to construction concerns in the vicinity of the former burn pits.

Subsequent to these soil removal measures, groundwater sampling and analysis was conducted over eight quarters from September 2003 through June 2005 at selected site monitoring wells. Two additional quarters of sampling were conducted on August 2006 and November 2006. Further annual sampling and analysis of groundwater from MW-9 was conducted in June 2007, 2008, 2009, 2010, and 2011. MW-9 continued to indicate a concentration of the VOC TCE slightly above the New York State Ambient Water Quality Standards (AWQS) Class GA groundwater drinking water standard of 5 micrograms/liter (µg/L) during that time period.

Downgradient of MW-9, the Guilderland Central School District has operated 5 deep wells which flow into a mix tank for athletic field irrigation. In response to community concerns,

irrigation water was tested in April 2010 and TCE was detected at 1.8 µg/L, below the New York State AWQS of 5 µg/L for drinking water. When follow-up water sampling of individual irrigation wells was performed in 2011, TCE was detected in irrigation well #5 at concentrations of 6.7 and 10.0 µg/L, and in irrigation well #2 at concentrations of 0.38 and 1.4 µg/L, respectively. Subsequent sampling of the irrigation wells evidenced estimated concentrations of TCE in irrigation well #2 at 0.9J µg/L in 2014, and 0.4 J µg/L in 2015. TCE was not detected in irrigation wells 1, 3, 4 and 5 in either 2014 or 2015. Although water from the irrigation wells is not used for consumption, recent testing for TCE, PCE, cis-1,2 DCE and VC did not exceed NYS AWQS.

Soil vapor contamination was addressed through the 2007 human health risk assessment (HHRA) in the RI report for the former SADVA facility but no soil vapor samples were collected during the prior studies at AOC 3. In the 2007 HHRA, screening criteria to evaluate vapor intrusion of VOCs from shallow groundwater into buildings were based on USEPA (2002) target groundwater concentrations. The USEPA target groundwater concentrations are calculated to correspond to target indoor air concentrations that are protective of (residential) human health if vapor intrusion occurs. The calculated risks of vapor intrusion were evaluated for each individual permanent well at AOC 3 (that were in place in 2007) and all wells except MW-9 pose no unacceptable risk. The calculated risks at MW-9 are based on only two samples collected in 2006. MW-9 is in an open area located about 600 feet downgradient of the NEIP warehouse at AOC 3, and about 300 feet from the old Guilderland School District bus garage where the Supply Well is located. With this approach and taking MW-9's location into account, there appeared to be no unacceptable risk for vapor intrusion of VOCs into the existing buildings at AOC 3.

Source area

For the AOC 3 area, the primary source of contamination is the former waste burning and waste disposal conducted in the past at the Burn Pit area by personnel at the former SADVA. Investigation into this area found that soils had been impacted by VOCs, SVOCs, PCBs, pesticides and metals. These impacted soils subsequently impacted the underlying groundwater through vertical leaching from precipitation over time. In addition, some soils were found to be impacted on the Guilderland school property. This was addressed in the 2002 Emergency Response Action for the Guilderland Bus Garage. As part of the remedial actions at the Burn Pit area, most of the impacted soils have been removed in 2003, with minor detectable concentrations of some compounds in soils remaining at depth (16 to 20 feet bgs). There is no soil contamination remaining on the Guilderland School property based on post excavation sampling results from the Emergency Response Action.

The direction of localized groundwater flow in the shallow aquifer is to the northwest, based on previous groundwater elevation measurements conducted at the site. There is no evidence of a continuous confining layer within the glacial sediments beneath the site area so it is assumed the shallow and deep portions of the aquifer are hydraulically connected. A groundwater contaminant plume extends from the AOC 3 burn pit area northwest onto the school property as evidenced from the past sampling events.

The primary VOC compounds detected in groundwater were TCE, PCE, 1,2-DCE and VC at low

concentrations. During the recent supplemental RI sampling events, TCE concentrations were detected in monitoring wells MW-8, MW-9, and MW-10 at levels near or just above the AWQS for TCE of 5 micrograms per liter (µg/L). However, some of the most recent samples collected from these wells exhibited concentrations well below the AWQS. The sample from MW-10 showed a concentration of 5.55 µg/L in April 2014 and 1.1 µg/l in May 2015. The samples from MW-8, located on the NEIP/School border, detected TCE at 6.26 µg/L in June 2013 decreasing to 3.7 µg/L in April 2014 and to 1.0 µg/L in July 2015. The last samplings for MW-9 (April 2014 and July 2015) showed a decline in the TCE concentration to below the AWQS for the first time since the onset of sampling (3.72 µg/L and 1.0 µg/L, respectively). Prior to this sampling in April 2014, the concentrations ranged from 5.3 µg/L to 7.5 µg/L. All other compounds, if detected, were detected below the AWQS for each compound. In addition, TCE concentrations were also detected in temporary shallow and deep well locations sampled in June 2013 above the AWQS for TCE at DTW-1, STW-2, STW-3, STW-4, and STW-6 at concentrations ranging from 6.76 µg/L to 18.4 µg/L. All of these locations are in the vicinity of MW-10 and the parking lot area of the school property.

In 2011, TCE was detected in two irrigation wells located north of Black Creek. These wells are screened in the deep aquifer. Subsequent sampling of the irrigation wells evidenced estimated concentrations of TCE in irrigation well #2 at 0.9J µg/L in 2014, and 0.4 J µg/L in 2015. TCE was not detected in irrigation wells 1, 3, 4 and 5 in either 2014 or 2015.

As part of the Supplemental RI, soil gas analysis was conducted in the subsurface soils in the vicinity of buildings at the NEIP and the school property and along the length of the groundwater plume. The investigation conducted in 2014 identified PCE, TCE, cis-1,2-DCE, and VC in the soil gas. The results of the initial investigation determined that sub-slab samples from the buildings near and above the groundwater plume should be collected. This was conducted at 4 buildings, one on the NEIP property and 3 buildings on the school property in proximity to the groundwater plume. The sub-slab samples indicated only low to non-detect concentrations of the primary contaminants at the site with the exception of the sub-slab sample in Building #2 – Maintenance Garage on the school property. Elevated PCE concentrations detected in the sub-slab sample at Building #2 are thought to be from local sources and not from the AOC 3 burn pit area. This was determined from groundwater flow, historical analysis of impacted soil and groundwater, and current analytical data. The data indicate that most of the soil gas contamination is south of Black Creek, but vinyl chloride was detected in one subsurface sample collected north of Black Creek at low concentrations.

Modeling

As part of the supplemental RI, a steady state groundwater flow model was constructed for the region around AOC 3 to investigate whether potential hydraulic flow paths exist from AOC 3 to or towards irrigation wells operated by the Guilderland High School that could support the transport of TCE known to have been disposed of at AOC 3. In addition, the model was used to determine if operating irrigation wells might influence local groundwater flow patterns sufficiently to create flow conditions that might not otherwise exist and allow dissolved contaminants in the water to flow towards and be captured by the irrigation wells. Several steady state simulations with and without active pumping by 1 or 2 irrigation wells were conducted, followed by particle tracking, to observe the regional flow paths from the extent of AOC 3. In

followed by particle tracking, to observe the regional flow paths from the extent of AOC 3. In all cases, the general regional flow direction was to the NNE to NE from the NEIP towards Normans Kill. No particles were captured by any of the irrigation wells. Additional simulations were conducted to assess the sensitivity of the model to global changes in recharge, river conductance, and hydraulic conductivity. In all cases, all particles moved to the NE and were not captured by any irrigation wells. The general flow directions simulated by the model are consistent with other regional representations of groundwater flow. The discrepancies that exist between the simulated and observed groundwater elevations in the vicinity of AOC 3 and the irrigations wells indicated that data gaps existed on site, which were addressed in the Supplemental RI. The localized direction of groundwater flow in the immediate vicinity of AOC 3 is to the northwest based on groundwater elevations beneath the site.

Although groundwater is not known or expected to be used in the area, it is uncertain whether all homes in this area have converted to the public drinking water supply. There may still be a few homes or businesses that use private wells for drinking water or other purposes. In addition, the Guilderland Central School currently draws irrigation water from a well field located across Black Creek from AOC 3. Therefore, a 1-Dimensional Fate and Transport Model (BIOCHLOR) was run to determine the fate and transport of the currently contaminated groundwater located in an area near monitoring wells MW-8, MW-9, and MW-10. The model showed that TCE did not propagate farther than 120 feet down gradient from any of the monitoring wells greater than 1 µg/L. In addition, 5 µg/L was observed no farther than 50 feet down gradient. The distance to the nearest Guilderland School District irrigation well is approximately 300 feet downgradient of monitoring wells MW-8, MW-9, and MW-10. Therefore, it can be assumed that the slightly elevated TCE concentrations currently observed in the area of monitoring wells MW-8, MW-9, and MW-10 will not impact the downgradient Guilderland School District irrigation wells in the future. Although low concentrations of TCE have been detected in the Guilderland School District irrigation wells, this contamination represents the migration of historical concentrations at monitoring wells MW-8, MW-9, and MW-10. The model indicates that current conditions at these three monitoring wells should not affect the irrigations wells in the future.

Risk

In summary, evaluation of data for soil, groundwater, and soil gas identified no threats to human health under current site conditions. Reasonably foreseeable future land use is industrial for the NEIP and continued use of the school property as an educational institution. If a building is constructed over the area of highest soil gas concentrations, the vapor intrusion pathway may pose a threat to the indoor worker depending on the degree of contaminant attenuation that occurs as the soil gas migrates into the building. In addition, PCE and TCE in soil gas were identified as risk drivers for the hypothetical future on-site resident. Based on the reasonably foreseeable future land uses, it is unlikely that people would reside on the site. The hypothetical resident was evaluated only to provide a conservative evaluation of potential risks.

1.0 INTRODUCTION

1.1 SCOPE AND PURPOSE OF THE SUPPLEMENTAL RI REPORT

The overall objective of the Supplemental Remedial Investigation (RI) is to delineate the nature and extent of contamination in the groundwater and soil gas, and to evaluate the potential risks associated with the site's residual contamination. Based on the analytical results from the two remedial actions and subsequent groundwater samplings at the AOC 3 site, the groundwater and soil gas contaminants were determined by the USACE to be trichloroethene (TCE), tetrachloroethene (PCE), cis-1,2-dichloroethene (1,2 DCE) and vinyl chloride (VC). In addition, the Supplemental RI delineated the TCE plume that extends from the AOC 3 burn pit area to beneath the Guilderland School Property. In 2002 and 2003, contaminated soil was removed from the source area (burn pit) and the new Guilderland School Bus Depot. Post-excavation soil samples were collected to confirm that the contamination had been removed. Evaluation of the soil data concluded that the soil contamination had been removed and that additional soil sampling was not warranted. The post-excavation data provide enough information to characterize soil that remains at AOC 3. This Supplemental RI report integrates data collected during the 2007 RI and data collected since completion of the 2007 RI.

1.2 SITE HISTORY

1.2.1 Northeastern Industrial Park (NEIP) HTRW Regulatory Designation

This Supplemental RI comes under the authority of the Defense Environmental Restoration Program for Formerly Used Defense Sites (DERP-FUDS). The former SADVA, AOC 3, is located in the Town of Guilderland, New York (Figure 1-1). Authority for the DERP-FUDS program is derived from the following laws: the Comprehensive Environmental Restoration, Compensation, and Liability Act of 1980 (CERCLA); PL 96-510 as amended by the Superfund Amendments and Reauthorization Act (SARA) of 1986; PL 99-499 (codified as 42 U.S.C. 9601-9675); and Environmental Restoration Program, 10 U.S.C. 2701- 2707. The Northeastern Industrial Park (NEIP) is the current name of the former SADVA site (NEIP encompasses the entire SAVDA site) and its DERP-FUDS site number is C02NY0002.

1.2.2 AOC 3 Area Description and History

The AOC 3 area is located in an area formerly known as the Schenectady Army Depot-Voorheesville Area or SADVA (Figure 1-2). The former SADVA was a storage and supply depot for the military during World War II and the Korean War. It was established in 1941-1942 and consisted of approximately 650 acres. Former SADVA is classified as a Formerly Used Defense Site (FUDS). In 1969, the property was declared surplus. Today, 541 acres of the former SADVA is occupied by the NEIP, and is used for warehouse and light industrial purposes.

AOC 3 is one of nine areas of concern identified in the Remedial Investigation Report for the former SADVA, completed for USACE by Parsons, Inc. in September 2007. AOC 3 has been documented to be the location of a former burn pit area that was used for the burning of wastes during the operations of the Department of Defense (DoD) at the site. Investigation at AOC 3 found that soils were found to be impacted by volatile organic compounds (VOCs), semi-volatile organic compounds (SVOCs), polychlorinated biphenyls (PCBs), pesticides and metals. The results of this investigation were presented as a Supplemental RI in the *Focused Feasibility Study*

for Area of Concern 3, which was prepared for USACE by Parsons, dated March 2002. The 2002 FFS focused specifically on the burn pit area on the NEIP property.

Soon after the FFS for AOC 3 was completed, wastes from the DoD operations at the former SADVA were found to extend beyond the current northwest fence line of the NEIP adjacent to the former burn pit area, onto property now occupied by the Guilderland Central School District. Outdated supplies and debris related to DoD depot operations were discovered buried in this area in August 2002 during excavation work associated with the school's new bus garage. Review of past documents confirmed that the property boundary of the former depot extended beyond the current northwest fence line between NEIP and the Guilderland Central School District property, therefore, at the time the materials were disposed, the property was owned by the U.S. government. Based on the discovery of the buried items, an emergency response action was undertaken on behalf of USACE on the Guilderland Central School District property from August 27 through November 27, 2002 to identify and remove buried materials and impacted soils. The total mass of removed and off-shipped material of 1,347.52 tons included 530.22 tons of oxidizer solids/debris (sodium hypochlorite), 188 tons of lead-contaminated debris, 21.72 tons of flammable solids and 607.58 tons of non-hazardous sharps. (Reference: *Guilderland High School Emergency Response, Former Schenectady Army Depot, Voorheesville Area, Guilderland Center, New York*, prepared by Shaw Environmental, Inc., April 2003).

After the Guilderland School emergency response, an interim remedial measure in the form of soil excavation was conducted on the NEIP property from April 2003 through July 2003 to remove soils and debris believed to be associated with the burn pit area. This removal action was expedited in response to construction concerns in the vicinity of the former burn pits. A total of 2012.22 tons of soil and 719.22 tons of debris were shipped off the site. (Reference*: Interim Remedial Measure, Area of Concern No. 3, Former Schenectady Army Depot, Voorheesville Area, Guilderland Center, New York*, prepared by Shaw Environmental, Inc., February 2004).

Subsequent to these interim removal/remedial measures, groundwater sampling and analysis was conducted over eight quarters from September 2003 through June 2005 at monitoring wells MW-1, 2, 3, 4-2, and -5 (see Figure 1-3). Two additional quarters of sampling were conducted on August 2006 and November 2006 at MW-1, 2, 3, 4-2, -5 and -9 (added). Further annual sampling and analysis of groundwater from MW-9 was conducted in June 2007, 2008, 2009, 2010, and 2011. MW-9 continued to indicate a concentration of the VOC TCE slightly above the New York State (NYS) Ambient Water Quality Standards (AWQS) Class GA groundwater drinking water standard of 5 micrograms/liter (µg/L) during that time period. The NYS groundwater standards are equal to or less than the EPA Maximum Contaminant Levels (MCLs).

Downgradient of MW-9, the Guilderland Central School District has operated 5 deep wells which flow into a mix tank for athletic field irrigation. In response to community concerns, irrigation water was tested in April 2010. TCE was detected at 1.8 µg/L, below the NYS AWQS of 5 µg/L for drinking water. When follow-up water sampling of individual irrigation wells was performed in June and October of 2011, TCE was detected in irrigation well #5 at concentrations of 6.7 and 10.0 µg/L, and in irrigation well #2 at concentrations of 0.38 and 1.4 µg/L, respectively. However, sampling completed in 2014 for the Supplemental RI from the individual irrigation wells did not exhibit TCE at detectable levels. Resampling was conducted in May 2015 which confirmed these results with the only TCE detection being in irrigation well #2 at an estimated

concentration of 0.4 J µg/L. Because the TCE concentration is below the AWQS, the water has been determined by the New York State Department of Health to be suitable for irrigation purposes at the school (USACE 2011).

Soil gas contamination was addressed through the 2007 human health risk assessment (HHRA) in the RI report for the former SADVA facility but no soil gas samples were collected during the prior studies at AOC 3. In the 2007 HHRA, screening criteria to evaluate vapor intrusion of VOCs from shallow groundwater into buildings were based on USEPA (2002) target groundwater concentrations. The USEPA target groundwater concentrations are calculated to correspond to target indoor air concentrations that are protective of (residential) human health if vapor intrusion occurs. The calculated risks of vapor intrusion were evaluated for each individual permanent well at AOC 3 (that were in place in 2007) and all wells except MW-9 pose no unacceptable risk. The calculated risks at MW-9 are based on only two samples collected in 2006. MW-9 is in an open area located about 600 feet downgradient of the NEIP warehouse at AOC 3, and about 300 feet from the old Guilderland School District bus garage where the Supply Well is located. With this approach and taking MW-9's location into account, there appeared to be no unacceptable risk for vapor intrusion of VOCs into the existing buildings at AOC 3.

1.3 PREVIOUS INVESTIGATIONS AT AOC 3

In 1980, the Albany County Environmental Management Council (ACEMC) published a study of the entire SADVA area which included an historical aerial photograph survey of AOC 3. In addition to the ACEMC report, a Final Archival Search Report prepared by EAEST in 2003, included interpretations of historical aerial photographs and site history. The following additional investigations have assisted in characterizing AOC 3:

- Preliminary Contamination Evaluation (Metcalf and Eddy, 1988)
- "Sampling and Analysis of Groundwater, Northeast Industrial Park" for the Galesi Group (Empire Soils Investigations, Inc., September 29, 1989)
- "Report of Findings Environmental Liability Review Northeast Industrial Park" for the Galesi Group (ERM-Northeast, March 15, 1990)
- Geophysical Investigation (Quantum Geophysics, Inc., 1999)
- Guilderland High School Emergency Response Completion Report, (Shaw, 2003)
- Interim Remedial Measure Area of Concern No. 3 Former Schenectady Army Depot-Voorheesville Area, Guilderland Center, New York (Shaw, 2004)
- Groundwater Sampling Report November 2006, Area of Concern No. 3, Former Schenectady Army Depot, Voorheesville Area, Guilderland NY, (Shaw, 2007)
- Groundwater Sampling Report for MW-9 at Area of Concern 3 Former Schenectady Army Depot-Voorheesville Area, Guilderland, New York (Shaw, 2011)

1.4 REPORT ORGANIZATION

This Supplemental RI report has been organized into the following sections.

- Section 1 – Introduction

- Section 2 – Field Investigation and Sample Analysis Methods
- Section 3 – Site Characteristics
- Section 4 – Investigation Results
- Section 5 – Fate and Transport
- Section 6 – Risk Assessment
- Section 7 – Applicable or Relevant and Appropriate Requirements
- Section 8 – Summary and Recommendations
- Section 9 - References

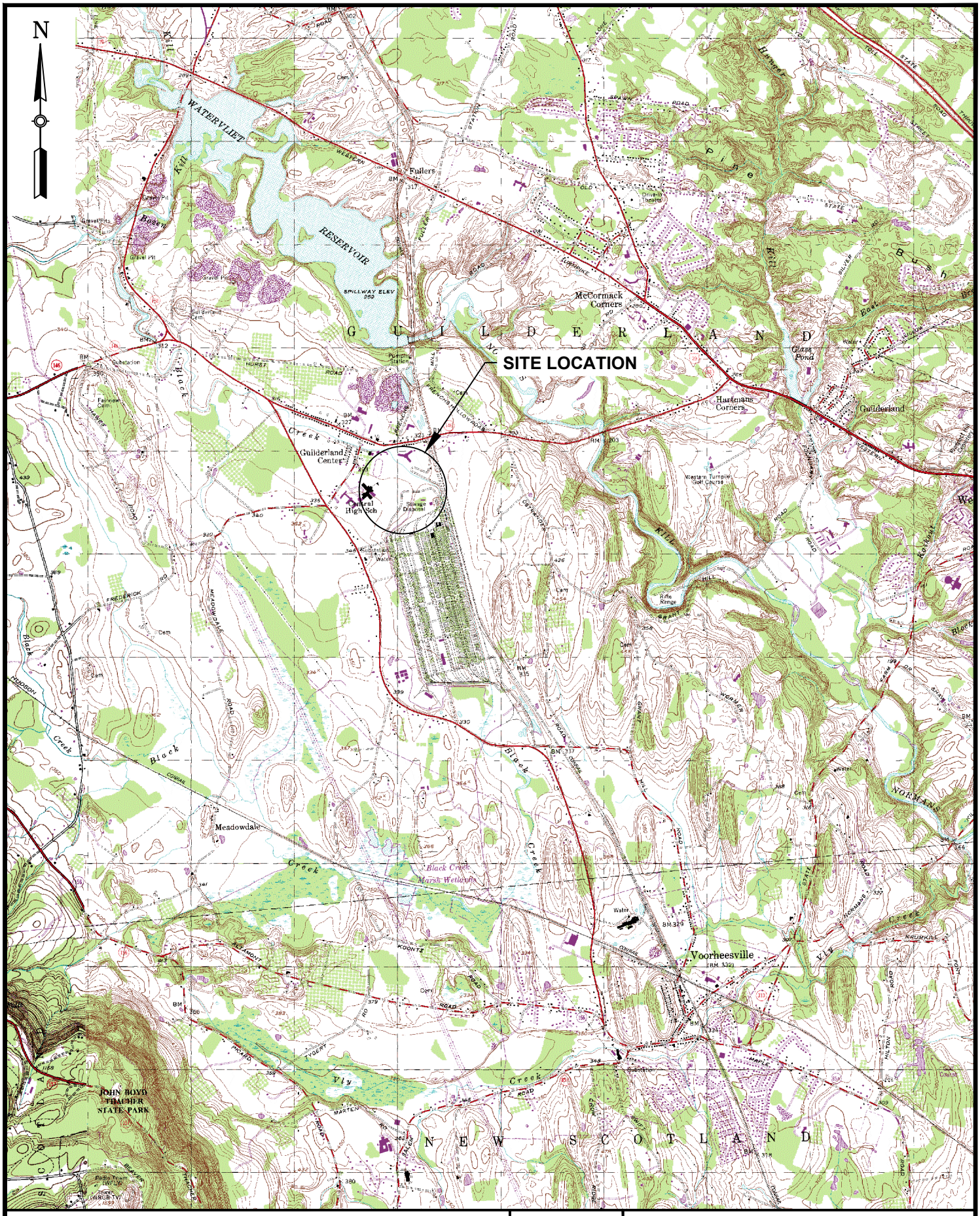

DRAWN BY:	MVF
DESIGN BY:	MVF
CHECK BY:	LH
PROJ. NO:	610.25
SCALE:	NTS
DATE:	07-27-2015

SITE LOCATION MAP

USACE - NORTHEAST INDUSTRIAL PARK AOC 3

GUILDERLAND — ALBANY COUNTY, NY

US ARMY CORPS OF ENGINEERS-
BALTIMORE DISTRICT

FIGURE 1-1

P:\2015\2015-07-27 Location map and Site plan.dwg, 7/27/2015 9:00:32 AM, mvanflue

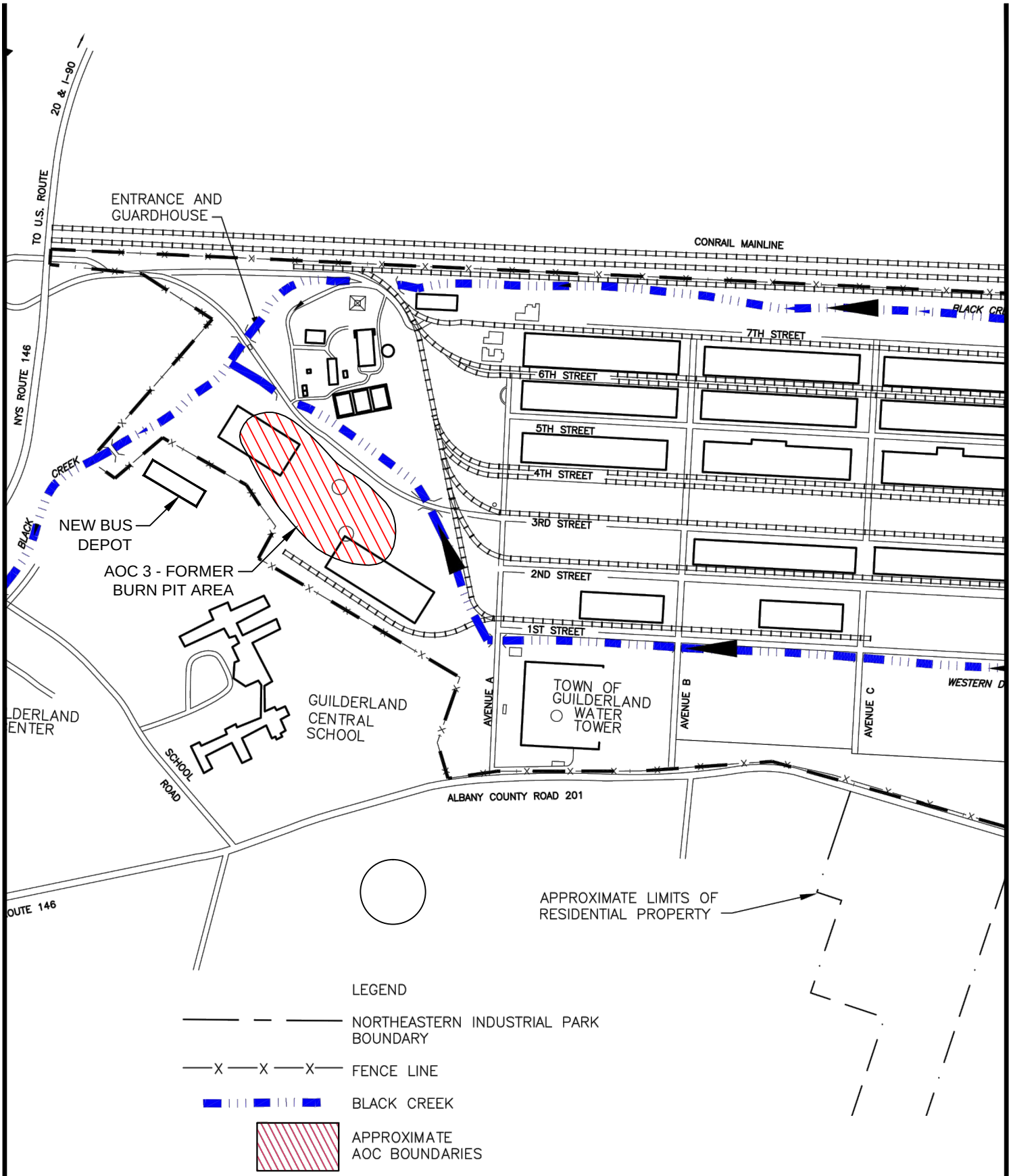

SCALE IN FEET (APPROXIMATE)

0 400 800 1600

N

DRAWN BY:	MVF
DESIGN BY:	MVF
CHECK BY:	LH
PROJ. NO:	610.25
SCALE:	NTS
DATE:	07-27-2015

SITE PLAN

USACE - NORTHEAST INDUSTRIAL PARK AOC 3

GUILDERLAND ALBANY COUNTY, NY

US ARMY CORPS OF ENGINEERS-BALTIMORE DISTRICT

FIGURE 1-2

P:\2015\2015-07-27 Location map and Site plan.dwg, 7/27/2015 8:59:53 AM, mvanflue



LEGEND:

- FORMER BURN PIT AREA (AOC 3)
- CREEK FLOW
- MONITORING WELL
- IRRIGATION WELL

DRAWN BY:	MVF
DESIGN BY:	MVF
CHECK BY:	LH
PROJ. NO:	610.27
SCALE:	AS SHOWN
DATE:	07-27-2015

AOC-3 MONITORING WELL LOCATIONS

USACE - NORTHEAST INDUSTRIAL PARK AOC 3

GUILDERLAND — ALBANY COUNTY, NY

US ARMY CORPS OF ENGINEERS-BALTIMORE DISTRICT

FIGURE 1-3

P:\2015\USACE NAB\TO 0009 NEIP AOC 3\CAD\2015-07-27 AOC-3 monitoring well locations.dwg, 7/31/2015 2:43:35 PM, mvanflue

2.0 FIELD INVESTIGATION AND SAMPLE ANALYSIS METHODS

The field investigation for the supplemental RI was conducted in a phased approach from June 2013 through July 2015. Both groundwater and soil gas sampling was conducted and based on the results of each sampling, it was determined if additional sampling was needed. This approach resulted in several smaller sampling sets for each medium. Table 2-1 below presents the type and time of the different sampling events for the Supplemental RI.

Table 2-1

AOC 3 Supplemental RI Field Investigation Sampling Dates

Groundwater Sampling	June 2013	August 2013	February 2014	April 2014	May 2014	August 2014	September 2014	October 2014	November 2014	May 2015	July 2015
Permanent Wells											
MW-1, 2, 4-2, 5, 6, 8, 9											
MW-1, 2, 4-2, 5, 6, 8, 9, 10, 11, 12											
MW-3											
MW-10											
Temporary Wells											
STW-1, 2, 3, 4, 5, DTW-1, 2, 3											
STW-6, 7, 8, 9, 10, 11, 12, 13, 14, 15, 16, DTW-4, 5											
STW-17											
Irrigation Wells											
Well #1, #2, #3, #4, #5											

Soil Gas Sampling											
Soil Gas Sampling											
SG-1, 2, 3, 4, 5, 6											
SG-7, 8, 9											
SG-10, 11, 12, 13											
SG-14, 15, 16, 18, 19, 20, 21, 22											
SG-17											
SG-23, 24, 25											

2.1 CONTAMINANTS OF POTENTIAL CONCERN

As described in Section 1.2.2, contaminated soil and waste material were removed during the 2002 emergency response action and 2003 interim remedial measure. With removal of the

contaminated soil and waste material, subsequent investigations focused on groundwater. Based on comparison of the groundwater analytical results to drinking water standards (the NYS AWQS), contaminants of potential concern for the Supplemental RI consist of PCE, TCE, cis-1,2-DCE, and vinyl chloride. Because these chemicals are volatile, they can partition into the soil gas phase. Thus, these four chemicals are also contaminants of potential concern for soil gas. The investigations documented in this Supplemental RI Report targeted these four contaminants of potential concern. Because the 2002 and 2003 soil removal actions removed all surficial contaminated soil and most subsurface contaminated soil, soil was not considered a medium that needed additional investigation at the site.

2.2 SUMMARY OF SUPPLEMENTAL RI FIELD INVESTIGATION

2.2.1 Monitoring Well Installation

As part of the groundwater sampling for the supplemental RI investigation, 17 shallow temporary monitoring wells (STW) and five deep temporary monitoring wells (DTW) were drilled to obtain groundwater samples throughout the investigation area to determine the extent and concentration of the TCE plume and the existence/extent of the other contaminants of potential concern (COPCs) on the Guilderland Central School District property adjacent to AOC 3. These wells were installed during the following months: June 2013, August 2013 and October 2014. Based on the results of these samples, it was determined that three additional permanent shallow wells were needed on the Guilderland High School property to better define the northern most edge of the TCE plume. These three wells (MW-10, MW-11 and MW-12) were installed in January 2014 (Figure 2-1).

Utilities Clearance

Utility locates were required for locating the underground utilities prior to the commencement of any invasive subsurface (depth greater than 0.3 meters) activities. H2H and the drilling subcontractor were responsible for providing the underground utility locations. Resources for locating included site plans, utility companies, and regional utility locating services as necessary. Each utility certification is retained in the project files. The project manager was responsible for making sure all utility locates were completed and the sites requiring intrusive activities were cleared for work. Overhead power lines were avoided for all drilling operations.

2.2.1.1 Temporary Monitoring Well Installation

Groundwater sampling via temporary monitoring wells was performed at a total of 22 locations on the Guilderland High School property, north/northwest of the AOC 3 source area. Samples were collected using Direct Push Technology via the GeoProbe™ Screen Point Sampling method. Most samples (17) were collected at the water table: five samples were collected near the bottom of the overburden aquifer just above the lodgement till/bedrock surface. All temporary sampling locations were on the NEIP, Guilderland Central School District and Guilderland Nursing home properties and boring details are summarized in Table 2-2. See Figure 2-1 for the monitoring well locations and approximate GeoProbe™ Screen Point Sampling locations.

Table 2-2
Temporary Monitoring Well Borehole Specifications

Monitoring Well ID	Depth of Borehole (ft. bgs)	Approximate Depth to Groundwater (ft.bgs)	Temporary Screen Setting (ft. bgs)
GeoProbe™ Screen Point Sampling Locations			
STW-1	15 feet	~10	~ 11 – 15
STW-2	15 feet	~10	~ 11 – 15
STW-3	15 feet	~6.8	~ 11 - 15
STW-4	14 feet	~11	~ 10 - 14
STW-5	14 feet	~10	~ 10 - 14
STW-6	23 feet	~18	~ 19 – 23
STW-7	27 feet	~23	~ 23 – 27
STW-8	14.5 feet	~ 10	~ 10.5 – 14.5
STW-9	20 feet	~15	~ 16 – 20
STW-10	20 feet	~15	~ 16 – 20
STW-11	20 feet	~15	~ 16 – 20
STW-12	25 feet	~15	~ 21 – 25
STW-13	20 feet	~15	~ 16 - 20
STW-14	19 feet	~15	~ 15 – 19
STW-15	25 feet	~20	~ 21 – 25
STW-16	25 feet	~20	~ 21 – 25
STW-17	30 feet	~ 24	~26 - 30
DTW-1	40 feet	~ 16	~ 36 - 40
DTW-2	68 feet	~19.5	~ 64 - 68
DTW-3	61 feet	~11	~ 57 - 61
DTW-4	66 feet	~15	~ 62 - 66
DTW-5	65 feet	~17.0	~ 61 - 65

The following procedures were followed when advancing GeoProbe™ Screen Point borings:

For the shallow temporary monitoring wells, the GeoProbe™ borings were advanced to just below the water table for the water table sampling locations. In the shallow boreholes, soil samples were collected every 5 feet for visual screening and logging of soils. For the five deep temporary monitoring wells, the sampling screen point was advanced to the point where refusal was met, believed to be either the underlying lodgement till or bedrock. In the five deep boreholes, logging began from the total depth of the adjacent well, every 5 feet till refusal. After the acetate sleeve was cut open, the core was cut and the Photo-Ionization Detector (PID) was run along the sample and the PID readings recorded. The core was then logged and the recovery noted. Samples were collected with a stainless steel spoon at both ends of the sample and one sample from the middle section and placed in Ziploc® plastic bags for scanning with a PID. Soil descriptions and PID readings were recorded in the field log book and the boring logs presented in Appendix A.

2.2.1.2 Permanent Monitoring Well Installation

Three additional permanent shallow groundwater monitoring wells were installed in January 2014 at the Guilderland High School bus parking lot to provide continual access to the water table for water table measurements and sample collection; thereby enabling a more comprehensive depiction of groundwater flow patterns, lateral hydraulic gradients, and groundwater quality within the shallow water-bearing zone beneath the Site. The three monitoring wells are shown on Figure 2-1 and were designated MW-10, MW-11 and MW-12.

These monitoring wells were to be installed into boreholes drilled using Hollow Stem Augers (HSA), on 16 November 2013. Initially, the boreholes were attempted using a GeoProbe™ 7822DT drill rig. However, during drilling activities it was determined that a previously unrecognized undulating cobble layer existed approximately 14 feet below ground surface (bgs) at the site. It was determined in the field that the GeoProbe™ drill rig did not possess the down force necessary to drill through this cobble layer. Attempts were made at all three proposed monitoring wells locations, but the cobble layer was encountered each time: at approximately 14.0 feet bgs at MW-10, at approximately 8.5 feet bgs at MW-11, and approximately 18.5 feet bgs at MW-12. This effort was abandoned to revise the Scope of Work (SOW) to incorporate a larger drill rig.

The three monitoring wells were successfully installed on 18 January 2014 utilizing a Boart Longyear BK-66 HAS drill rig. All three boreholes were drilled to a depth of 25 feet bgs. As the soils had been logged in the temporary wells drilled adjacent to each permanent monitoring well boring, continuous soil sampling was not conducted. However, soil was collected at 5-foot intervals from the auger and placed in plastic bags for headspace screening. The screening was performed for each sample with a PID to identify potentially contaminated zones within the soil column. In addition, the PID was utilized to check the ambient air during drilling, per the SSHP. There were no PID readings detected above background in any of the samples collected for the three monitoring well boreholes or in the ambient air. Soil descriptions for each 5-foot interval were recorded on a boring log. Boring logs for all the site wells and temporary wells are included in Appendix A.

Prior to both drilling events, water levels were measured from the nearby monitoring wells to determine the depth to water. During the November 2014 event, three nearby water levels were measured: 17.27 feet bgs at MW-9, 17.06 feet bgs at MW-4, and 17.75 feet bgs at MW-12. Due to snow piles covering several wells, only one water level was measured during the January drilling event: 14.46 feet bgs at GMW-4 (a monitoring well from the old bus garage spill investigated by the School District). One monitoring well was constructed in each borehole utilizing standard installation techniques. A 15-foot screened interval was used in each well to accommodate the large fluctuation in ground water levels seen at the site over time. The screened interval for all three wells was set at approximately 10-25 feet bgs. The goal was to straddle the water table, with 3 feet of screen above the water table and at least 7 feet below during all seasons.

Each monitoring well installed inside the HSAs was constructed of a 2-inch inside diameter, flush joint, schedule 40 PVC riser pipe with 15 feet of 0.010-inch slot well screen with #0 sand pack. The sand pack extended approximately 2 feet above the screened interval. A three-foot thick layer of bentonite chips was used as the monitoring well seal. Each monitoring well was completed with a flush mounted well casing secured in a concrete pad. A well completion log for each well, which documents the construction materials and techniques, is included in Appendix A.

All drill cuttings and water from steam cleaning were collected in 55-gallon drums and securely stored on site until disposal. Cuttings and water were analyzed for waste characterization prior to disposal. All disposal documentation/manifests have been submitted to the USACE.

Table 2-3 presents the monitoring well construction data for all the AOC 3 site permanent monitoring wells.

Well Development

The newly installed permanent monitoring wells were inspected and total depths measured prior to and after well development activities. Following a minimum of 48 hours after completion to allow for stabilization of disturbances from the well installation, the newly installed monitoring wells were developed to remove fine-grained materials from the well, reduce the turbidity of groundwater samples, and potentially increase the well yield efficiency.

Measurements of the water volume removed and water quality parameters including temperature, pH, conductivity, and turbidity were recorded at regular intervals throughout the development process. Development continued until water quality measurements stabilize to within 10% of the previous measurement. All information regarding well development was recorded on a well development form and included in Appendix A.

2.2.2 Groundwater Sampling – Temporary and Permanent Monitoring Wells

Prior to the major sampling events, a complete round of static water level measurements was conducted at all existing accessible permanent wells on the NEIP property and on the Guilderland High School property. The measurements were made manually in the shortest time period possible to preserve synoptic data integrity.

Permanent Monitoring Wells

Groundwater samples were collected from all locations sampled using a low-flow sampling technique, when feasible. When not possible to sample using the low-flow technique, alternative technique(s) were employed (bailer or Grundfos™ Redi-Flo pump). Prior to sample collection, each permanent well was sounded with a decontaminated electronic water level probe to determine the static water level, measured to the nearest 0.01 feet. The water level measurement was used to determine groundwater elevation and to estimate the standing water volume contained within the well. The measurement was also used to determine the depth of the pump intake and to monitor water drawdown during low-flow purging and sampling.

Low-flow sampling was conducted on all wells where feasible. Each well was purged and sampled using a low-flow purging and sampling technique following the United States Environmental Protection Agency's (EPA's) Low-Flow (Minimal Drawdown) Ground-Water Sampling Procedures, EPA/540/S-95/504, dated April 1996. Since groundwater was known to be approximately 20 feet below grade in some of the monitoring wells, a bladder was utilized for groundwater sampling (QED SamplePro Micropurge Pump).

Each well was purged at a target rate of less than 0.5 liter/minute. During purging, the water level was monitored with the water level indicator to measure well drawdown and to guide the adjustment of purge rate to minimize drawdown while purging.

During purging, field water quality parameters, including pH, temperature, specific conductance, oxidation-reduction potential, dissolved oxygen, and turbidity, were measured to determine when stabilization of the groundwater was achieved. The parameters were measured using an in-line water quality meter and recorded in the field logbook or on field sampling forms. Field parameters were measured every 3 to 5 minutes during purging, and were considered to have stabilized when the following criteria have been met for three successive readings:

- pH: ±0.1 pH units
- Temperature: ±1 degree Celsius (°C)
- Conductivity: ±3%
- Turbidity: ±10%
- Dissolved oxygen: ±10%

Upon stabilization of field parameters, groundwater samples were collected directly into the appropriate laboratory supplied pre-preserved sample containers.

For the well that was not sampled using low-flow techniques (MW-4-2), the well was purged a minimum of three well volumes prior to sample collection. During purging, the field water quality parameters were measured as described above. Samples collected by bailer were gently poured directly into the appropriate pre-cleaned sample containers.

Sampling at Temporary Piezometers

Due to the nature of the temporary piezometers, some changes in the sampling procedure was required as follows:

- Once the target interval for water sampling is determined, the temporary well screen was advanced via the GeoProbe™.
- The outer sleeve was retracted exposing the inner stainless steel screen.
- The sample was obtained using a peristaltic pump or tubing and check ball system, depending on the depth of the sample.
- Groundwater was removed under low-flow conditions, where possible, to minimize turbidity when filling the sample bottles.
- Care was taken to make sure there were no bubbles or headspace in the volatile organic sample bottles.
- The measurements were recorded in the field logbook/field sampling forms.
- Once the sample collection process was completed, the temporary casing was removed and the borehole backfilled with soil removed from the hole. Any borehole that was not completely backfilled to ground surface, bentonite chips were used to backfill the remaining space.

The specifics for the groundwater sampling/analysis are summarized in Table 2-4 below. The groundwater was analyzed for the site-specific compounds of concern: PCE, TCE, cis-1,2-DCE, and Vinyl Chloride by Method 8260 for volatile organics (Target Compound List (TCL) VOCs).

Table 2-4
Specifics for Laboratory Analyses for Groundwater Sampling at AOC 3

Analyses	Methods	Container	Preservative	Holding Time
Volatile Organics - 8260	8260C	Pre-cleaned, Amber Glass, Teflon Lined, Pre-Labeled as appropriate	HCL, pH<2, 4° C	14 Days
Analysis	**Matrix**	**Method**	**Reporting Limit[1] (µg/L)**	**NYS AWQS GA Class [2] Standard (µg/L)**
Trichloroethene	**water**	**8260C**	**0.5**	**5**
Tetrachloroethene	**water**	**8260C**	**0.5**	**5**
Cis-1,2-Dichloroethene	**water**	**8260C**	**0.5**	**5**
Vinyl Chloride	**water**	**8260C**	**1**	**2**

1 – Reporting Limit is the same as DoD Limit of Quantitation (LOQ)
2 - NYS AWQS GA Class Standard = New York State Ambient Water Quality Standards Source for Drinking Water (Groundwater)

All groundwater samples collected prior to 1 August 2014 were sent to H2H subcontractor Alpha Analytical (Alpha), located in Westborough, MA. Alpha is a DOD and New York State certified laboratory. On 1 August 2014, Alpha's DoD certification expired and the laboratory chose not

to renew this certification. H2H then subcontracted Test America, Inc., located in Burlington, Vermont, to conduct the ongoing analytical work at AOC 3. Test America is a DoD and New York State-certified laboratory.

Following the requirements specified in the SOW, quality control (QC) samples were collected for all matrices and analytes. QC samples consisted of:

- Matrix Spike/Matrix Spike Duplicate (MS/MSD) – One MS/MSD collected per sampling round.
- Blind Duplicate – One blind duplicate collected per sampling round.
- Trip Blanks – One trip blank collected per sampling round.

Section 2.2.1.3 explains the use of laboratory control samples (MS/MSD). For both the temporary and permanent groundwater sampling, water quality parameters were measured in the field and the results were recorded on the sampling field logs in Appendix B.

2.2.3 Irrigation Well Sampling

As part of the collection of additional data for the Supplemental RI for the AOC 3, the Guilderland High School irrigation wells were sampled in September 2014 and May 2015. The school irrigation system is supplied by groundwater from five wells; four (Wells #2 - #5) are located on the north side of Black Creek (Figure 2-1) and another well (Well #1) is located in the Maintenance Building/Former Bus Garage, all on Guilderland High School property. Each of these wells is screened in the lower portions of the overburden aquifer in this area and known well depths range from 61 feet to 65 feet bgs (the depth of Well #1 is unknown). These wells are tied together by a water distribution system that carries water from the wells north of Black Creek to a combined intake, which then crosses south beneath Black Creek. That intake allows water to be pumped into a holding tank located inside the Maintenance Building/Former Bus Garage. These irrigation wells are used to supply the sprinkler system for the Guilderland High School athletic fields and are used only when needed during the spring, summer and fall seasons. The school has stated that only two wells at a time are utilized to fill the tank, and Well #5 was taken offline, as recommended by the USACE.

Groundwater sampling was performed at each of the irrigation well locations, Well #1, Well #2, Well #3, Well #4, and Well #5. For each sampling event, samples from locations Well #2 through Well #5, located on the north side of Black Creek, were collected using a 0.85 Geotech portable bladder pump with Teflon bladders, inserted into a 1" ID PVC pipe submersed in each well to bypass pumping equipment located in the casing. Each sample was collected from the approximate center of the screened interval for each well at approximately 50 to 55 feet bgs.

Well #1, located in the Maintenance Building/Former Bus Garage on the south side of Black Creek, was sampled directly from the piping located in the building. During each sampling of Well #1, the piping for the irrigation wells located north of Black Creek was blocked off so no water from the other irrigation wells could interfere with the Well #1 sample. Well #1 was run for approximately 15 minutes prior to sample collection. The sample was collected from the check valve prior to it entering the storage tank for the irrigation system at the school. The depth of this irrigation well is presently unknown.

Each well, with the exception of Well #1, was purged and sampled using a low-flow purging and sampling technique following the United States Environmental Protection Agency's (EPA's) Low-Flow (Minimal Drawdown) Ground-Water Sampling Procedures, EPA/540/S-95/504, dated April 1996. Due to the configuration of the piping at Well #1, this well was sampled after letting the pump in that well run for a minimum of 15 minutes. The specifics for the groundwater sampling/analysis are summarized in Table 2-4. The groundwater was analyzed for Volatile Organic Compounds by Method 8260 (Target Compound List (TCL) VOCs). All irrigation well samples were sent to H2H subcontractor Test America, Inc., located in Burlington, Vermont. Test America is a DoD and New York State-certified laboratory.

Quality control (QC) samples were collected for all matrices and analytes. QC samples for groundwater sampling consisted of:

- Blind Duplicate
- Matrix Spike/Matrix Spike Duplicate
- Equipment Blank/Rinsate Blank
- Trip Blank

Water quality parameters were measured in the field and consisted of oxidation-reduction potential (ORP), dissolved oxygen (DO), pH, temperature, turbidity, and specific conductance. The results were recorded on the sampling field logs in Appendix B.

2.2.4 Soil Gas Sampling

A total of 25 soil gas samples were collected from specific areas on both the NEIP and Guilderland High School property over the course of the supplemental RI investigation. These samples were collected from subsurface, sub-slab, indoor air and ambient air locations (Figure 2-2. The collection of soil gas samples was conducted in accordance with the NYSDOH Guidance for Evaluating Soil Vapor Intrusion (October 2006).

All soil gas samples were collected using laboratory-provided Summa canisters with minimum 8-hour regulators and dedicated polyethylene tubing of laboratory or food-grade quality. Tracer gas (i.e. helium) was applied immediately before the sampling event to ensure that no outdoor air was infiltrating the sample. A helium detector was used to determine whether the seal is satisfactory. Sample flow rate was set to not exceed 0.2 liters per minute. One field duplicate per sampling event was collected for quality assurance purposes.

A sample log was maintained that noted sample identification, date and time of sample collection, sampling depth, identity of samplers, sampling methods and devices, purge volumes, volume of soil gas extracted, the canister vacuum before and after sample collection, apparent moisture content (dry, moist, saturated, etc.) of the sampling zone, and chain of custody records. In addition, weather conditions (e.g., precipitation, outdoor temperature, barometric pressure, wind speed and direction) were noted for the 24- to 48-hour period prior to sampling and any pertinent field observations (i.e. odors or readings from field instrumentation). Sample logs are presented in Appendix B.

Soil gas samples were analyzed by Alpha Analytical and Test America (after 1 August 2014), both NYSDEC/DoD approved state-certified laboratories for VOCs using EPA Method TO-15

with a minimum reporting limit of 1 µg/m^3 for all analytes. A standard deliverable package was requested for the soil gas data.

In addition, inventory sheets where filled out for each building sampled and are presented in Appendix B.

Sub-Surface Samples

A total of 18 sub-surface soil gas samples were collected from specific locations on both the NEIP and Guilderland High School properties. These temporary soil gas probes were installed by using direct-push equipment via a GeoProbe™ unit to advance the soil-vapor implant to an approximate depth of 8 feet below grade. Once the desired depth was reached, the drive rod was retracted, exposing the sampling tube and stainless steel screen. The borehole was then backfilled with clean sand to a minimum of six inches above the screened interval. The remainder of the probe hole (at least 3 feet) was filled with bentonite chips which was immediately hydrated to prevent surface infiltration. Probes were then allowed time to equilibrate so that the bentonite was sufficiently hydrated.

Prior to the collection of soil gas samples, the temporary soil gas probes were purged of one to three implant volumes at a flow rate which did not exceed 0.2 liters per minute. Tracer gas (helium) was used during the soil gas investigation in accordance with the NYSDOH Soil Vapor Intrusion Guidance. The flow rate during sampling did not exceed 0.2 liters per minute to minimize outdoor air infiltration during sampling.

Sub-Slab Samples

Sub-slab samples were collected at the four buildings as presented on Figure 2-2. These buildings were Building 28 on the NEIP property, the new bus depot, the Maintenance Building/Former Bus Garage and Building #2/Maintenance Garage, all on the Guilderland High School property. Sub-slab samples were collected from permanent collection probes which were implanted directly beneath the concrete slabs of each building. These permanent probes were then covered after installation with a flush mounted cap. Prior to collection of soil gas sample, the sub-slab soil gas probe was purged of approximately one to three implant volumes (i.e. volume of the sample probe and tube) at a flow rate which did not exceed 0.2 liters per minute. Sub-slab soil gas samples were collected using laboratory-provided Summa canisters with minimum 8-hour regulators and dedicated polyethylene tubing of laboratory quality. Tracer gas (i.e. helium) was applied immediately before the sampling event to ensure that no outdoor air was infiltrating the sample and a helium detector was used to determine whether the seal is satisfactory. Sample collection was conducted over an eight-hour period.

Indoor Air Sample

One indoor air sample was collected at Building #2/Maintenance Garage. This indoor air sample was collected at approximately 5 feet above the garage floor surface adjacent to sub-slab sample SG-23 which was collected concurrently. The indoor soil gas sample was collected using a laboratory-provided Summa canister with minimum 8-hour regulators and dedicated polyethylene tubing of laboratory quality. Sample collection was conducted over an eight hour

period since personnel at the facility work in 8 hour shifts. Sample flow rate did not exceed 0.2 liters per minute.

Outdoor (Ambient) Air Sample

One outdoor air sample was collected simultaneously with the indoor and sub-slab air samples in Building #2 to evaluate the potential influence, if any, of outdoor air on indoor air quality. To obtain a representative sample that meets the data quality objectives, the outdoor air sample was collected in a manner consistent with that for indoor air sample. The sample was collected at a height of approximately 5 feet above ground surface and in an upwind area next to the building. Sample collection was conducted over an 8-hour period concurrently with the indoor air sample. The sample flow rate did not exceed 0.2 liters per minute.

2.2.5 Additional Tasks: Monitoring Well Location and Well Resurveying

Included in the supplemental RI field work were several smaller tasks to be completed based on past field investigation issues and work conducted for the present investigation.

Locating MW-3 and MW-7

As part of the additional field investigation tasks, H2H made the effort to locate two lost wells, MW-3 and MW-7, to determine if they were usable or needed abandonment. Utilizing a metal detector and coordinates from past reports, MW-3 was located under grass and soil on the east side of the main NEIP roadway. MW-3 was in good condition and was resurveyed and is now being incorporated into the monitoring well sampling network at the Site. MW-7 could not be located and was determined to be destroyed. MW-7 is presented on one map from past investigations as being destroyed but no other references to this event could be found in the literature.

Resurveying of Monitoring Wells

After locating MW-3 and after review of the surveying data for the AOC 3 monitoring wells, it was determined that a resurvey of the AOC 3 site monitoring wells was needed to correct some errors from the past survey and to ensure accuracy. Delta Engineers from Vernon, New York was contracted to resurvey the monitoring wells on 10 April 2014. The wells were surveyed for latitude/longitude and elevation. The new survey indicated that monitoring MW-5 had not been resurveyed after being hit by a snow plow prior to 2007, when the original flush mount was replaced with a stand pipe surrounded by bollards for protection. The corrected measurements have been utilized in groundwater flow map construction for this report. The new survey coordinates are presented in Table 2-3.

Borehole and Soil Gas Point Surveying

All GeoProbe™ Screen Point boring locations were marked and located by Global Positioning System (GPS) based on a satellite navigation system. A Trimble® R8 GPS unit with a sub-centimeter accuracy was used for the surveying work. These locations were then plotted on the site base map. All GPS data was recorded in the field log book and/or sampling forms.

2.2.6 Investigation-Derived Waste (IDW)

Every effort was made to minimize the IDW. All IDW was containerized in approved containers or disposed of as approved by the NYSDEC and the USACE. With NYSDEC permission, soil from the GeoProbe™ work was placed back into the borehole and sealed with bentonite to the surface when needed.

Due to the low concentrations of contaminants in AOC 3 site wells on the NEIP property, purge water from groundwater sampling was disposed of directly on the ground adjacent to each monitoring well, with the permission of the NYSDEC. Care was taken to assure that no water ran off and discharged to any surface water body.

At the request of the NYSDEC, purge water and soil from the permanent monitoring well installation on the school property was containerized, due to its location on the Guilderland High School property. This water was analyzed for VOC's and proper disposal determined based on this analysis. The purge water was stored in a secure location approved by the USACE and the school prior to disposal. Both the purge water and soil were deemed non-hazardous based on the analytical data and was disposed of as non-hazardous. All purge water manifests are included in Appendix B.

2.3 FIELD QUALITY CONTROL AND DATA ASSESSMENT

2.3.1 Field Quality Control

2.3.1.1 Procedures and Documentation

The sampling procedures as specified in the AOC 3 Sampling and Analysis Plan (SAP) were followed during all groundwater sampling and soil gas sampling events. The SAP was a fluid document and was modified for each additional field effort. Any modifications to the sampling procedures are discussed with the RI investigation results.

2.3.1.2 Sample Custody, Sample Preservation and Holding Times

Custody and preservation procedures were followed in all sampling events per the SAP for AOC 3. In summary, sample labels were attached to or fixed around the sample container used to identify all samples collected in the field. The sample labels were placed on bottles so as not to obscure any quality assurance/quality control (QA/QC) lot numbers on the bottles, and sample information was printed legibly. Custody seals were used with security slots designed to break if the seals are disturbed. Sample shipping containers (e.g., coolers or boxes for Summa Canisters) were sealed in as many places as necessary to ensure security. Seals were signed and dated before use. Sample aliquots submitted to the analytical laboratory were placed in commercial certified pre-cleaned sample containers and preserved as identified in the SAP.

The Chain of Custody (CoC) records were completed fully and legibly in duplicate by the field technician. Information on the CoC recorded the same level of detail found in the site logbook.

Sample shipment to the Alpha Analytical Laboratories and the Test America Laboratories was via their lab couriers, both of which are located in Albany, New York.

2.3.1.3 Laboratory Control Samples

During the Supplemental RI, QA/QC samples were collected and analyzed to ensure that the sample results are representative, accurate, and precise. The QA/QC samples for both groundwater and air were analyzed for the same analytes as the corresponding field samples. The field duplicate samples were collected to assess precision. Field duplicate samples were collected at a rate of one duplicate sample for each 20 field samples. The laboratory matrix spike and matrix spike duplicate samples (MS/MSD) are intended to assess the presence of analytical interferences caused by the sample matrix. MS/MSD samples sets were also collected at a rate of one MS/MSD set per 20 field groundwater samples. A duplicate air sample was collected per every 20 analysis but protocol does not require a MS/MSD for air sampling.

A trip blank sample was analyzed for VOCs and accompanied each shipment of water samples scheduled for VOC analysis to assess sample handling and shipping. The QA/QC results were used during the data validation process to assess whether the sample results met the project objectives for representativeness, accuracy, and precision. QA/QC sample results are included with the Data Validation Reports in Appendix C.

Data validation was conducted in accordance with USEPA and DoD guidance for data validation.

2.3.2 Data Assessment

All samples collected by H2H for this project were analyzed by NYS ELAP and DOD certified laboratories. All water samples were validated for analyses of volatile organics by the U.S. EPA Region II data validation SOP (HW-24, Revision 2, 2008). All air samples (soil gas) were validated for analyses of volatile organics by the US EPA Region II checklist. All samples were validated in accordance to quality control limits established by the DoD.

Data were reviewed for usability according to the following criteria:

- Data Completeness
- GC/MS Tuning
- Holding Times
- Calibrations
- Laboratory Blanks
- Trip Blank
- Field Blank
- Field Duplicate
- Surrogate Compound Recoveries
- Internal Standard Recoveries
- Matrix Spike
- Laboratory Control Samples
- Compound Identification
- Compound Quantitation

Due to the phased nature of the field investigation at AOC 3, numerous Data Usability Summary Reports (DUSRs) were produced, one for each task in the field investigation. Each of these DUSRs is presented in Appendix C.

Table 2-3

AOC 3 Monitoring Well Construction Data
NEIP, Guilderland, New York
Resurveyed 9 May 2014

AOC	Monitoring Well	Northing (ft)	Easting (ft)	TOC (measuring point) ft AMSL	Ground Elevation (ft ASML)	Well Construction	Total Well Depth (bgs)	Screened Interval (bgs)
Date								
AOC3	MW-1	1407892.7182	636879.7075	327.06	327.23	2" pvc	31.2	21.2 - 31.2
AOC3	MW-2	1408288.8887	636629.6068	326.27	326.55	2" pvc	29.6	19.6 - 29.6
AOC3	MW-3	1408165.4002	637265.9663	326.37	326.65	2" pvc	30	20.0 - 30.0
AOC3	MW-4-2	1408797.9146	637361.6394	322.56	319.67	2" pvc	20	10.0 - 20.0
AOC3	MW-5	1408841.7820	636868.7641	321.75	319.31	2" pvc	27	7.5 - 27.0
AOC3	MW-6	1408942.0912	636316.5105	316.28	316.73	2" pvc	17	7.0 - 17.0
AOC3	MW-8	1408666.7693	636841.8375	324.29	318.22	2" pvc	29	19.0 - 29.0
AOC3	MW-9 *	1409303.5479	636659.5236	319.86	317.47	2" pvc	27	17.0 - 27.0
AOC3	MW-10	1409457.4285	636450.0868	317.58	317.70	2" pvc	24.44	9.44 - 24.44
AOC3	MW-11	1409480.2287	636172.8813	318.00	318.07	2" pvc	23.15	8.15 - 23.15
AOC3	MW-12	1409659.3910	636484.1666	318.22	318.24	2" pvc	24.19	9.19 - 24.19

* MW-9 was damaged in the February 2015 and has been repaired. This well has not been resurveyed.
bgs - below ground surface
ft - feet
AMSL - Above Mean Sea Level



LEGEND:

- SHALLOW TEMPORARY WELL
- DEEP TEMPORARY WELL
- FORMER BURN PIT AREA (AOC 3)
- CREEK FLOW
- MONITORING WELL
- IRRIGATION WELL

DRAWN BY:	MVF
DESIGN BY:	MVF
CHECK BY:	LH
PROJ. NO:	610.27
SCALE:	AS SHOWN
DATE:	07-27-2015

AOC-3 TEMPORARY MONITORING WELL LOCATIONS

USACE - NORTHEAST INDUSTRIAL PARK AOC 3

GUILDERLAND — ALBANY COUNTY, NY

US ARMY CORPS OF ENGINEERS-BALTIMORE DISTRICT

FIGURE 2-1

P:\2015\USACE NAB\TO 0009 NEIP AOC 3\CAD\2015-07-27 AOC-3 temporary monitoring well locations.dwg, 7/31/2015 2:40:04 PM, mvanflue

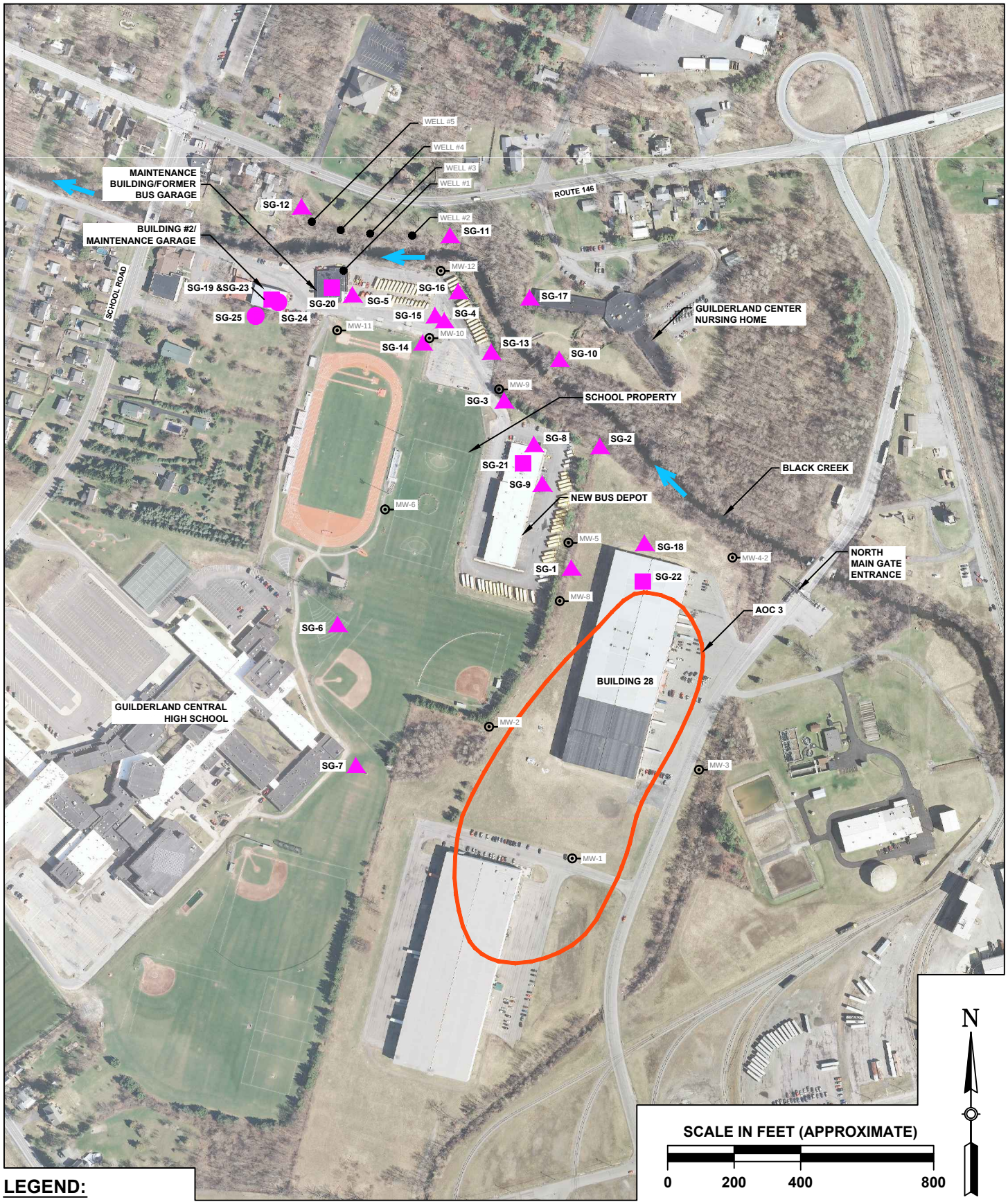

LEGEND:

- SUBSURFACE VAPOR POINT
- SUBSLAB VAPOR POINT
- AIR SAMPLING POINT
- MONITORING WELL
- IRRIGATION WELL
- CREEK FLOW
- FORMER BURN PIT AREA (AOC 3)

DRAWN BY:	MVF
DESIGN BY:	MVF
CHECK BY:	LH
PROJ. NO:	610.27
SCALE:	AS SHOWN
DATE:	07-27-2015

SOIL VAPOR POINTS

USACE - NORTHEAST INDUSTRIAL PARK AOC 3

GUILDERLAND — ALBANY COUNTY, NY

US ARMY CORPS OF ENGINEERS-BALTIMORE DISTRICT

FIGURE 2-2

P:\2015\USACE NAB\TO 0009 NEIP AOC 3\CAD\2015-07-27 Soil vapor points.dwg, 7/31/2015 4:01:00 PM, mvanflue

3.0 SITE CHARACTERISTICS

3.1 REGIONAL SETTING

The entire NEIP area is at an elevation of approximately 320 feet above mean sea level (AMSL) and is situated in a low level area at the base of the Helderberg Mountains. Elevations rise suddenly to over 1,000 feet AMSL at the Helderberg Escarpment located approximately three miles southwest of the NEIP. The escarpment marks the boundary with the Helderberg Mountain section of the Appalachian Uplands Physiographic Province.

AOC 3 is located in the northwestern most portion of the NEIP, bordered by Black Creek, the Guilderland Nursing Home and Route 146 on the north, by Guilderland High School to the west and northwest, and by NEIP to the south and east of the site. The dominant surface water feature in the vicinity is Black Creek to the north-northwest, which flows west/northwest into the Bozen Kill and subsequently into the Watervliet Reservoir. The New York State Bureau of Watershed Management and the NYSDEC have classified the section of Black Creek adjacent to the NEIP as a Class C stream, suitable for recreation and human consumption of fish.

3.2 CLIMATOLOGICAL CONDITIONS

Information on the climate of the Albany area was obtained from a National Oceanic and Atmospheric Administration (NOAA) report for 1981 through 2010. The climatological data was compiled at the Albany County Airport weather station located approximately 9 miles east-northeast of the NEIP area. This is the nearest complete reporting weather station to the site.

The mean values for precipitation and temperature from 1981 through 2010 are presented in Appendix B. The mean annual precipitation for that time period is 39.35 inches, and the mean annual temperature is 48.3 degrees Fahrenheit. The prevailing wind is from the south. Average wind speed was 7.6 miles per hour for the year 2014.

3.3 SURFACE WATER

Black Creek is the primary drainage feature in the vicinity of the NEIP and lies directly north of the AOC 3 and Guilderland School properties. Surface water drainage over the mostly impervious surface area of the NEIP is diverted into Black Creek, which has a drainage basin of approximately 25 square miles (Buttner, 2000). From its headwaters at the Helderberg Escarpment, Black Creek flows east, then north into the south end of the NEIP. Black Creek flows north out of the NEIP, and then meanders toward the northwest before discharging into the Bozen Kill, approximately two miles from the site. The Bozen Kill empties into the Watervliet Reservoir. Based on the last measurements taken for the 2007 RI, the elevation of Black Creek is higher than the water table elevations at AOC 3, indicating that Black Creek is a "losing" stream in this area (recharging groundwater).

3.4 GEOLOGY

The bedrock beneath the AOC 3 area consists of the upper Middle Ordovician Schenectady Formation. The Schenectady Formation consists of black and gray argillaceous (clayey) shale interbedded with greywackes (clayey sandstone) and sandstones of variable texture. The rocks of the Schenectady Formation are dense and relatively impermeable, however, the bedrock may

yield small amounts of water from fractures and bedding planes. Subsurface investigations at the NEIP property have encountered bedrock as shallow as five feet in the southwest portion of the site at the NEIP, and as deep as 67 feet in the southeastern corner, near the U.S. Army Southern Landfill (AOC 1). Borings drilled in the western portion of the NEIP encountered gray shale at 14 to 20 feet below bgs. Borings beneath AOC 3 during the present investigation have encountered a dense glacial till at varying depths ranging from 20 feet near the high school building, 40 feet at DTW-1 (adjacent to MW-5 located on the eastern edge of the school property) to 65 feet in DTW-2 adjacent to MW-9, however, bedrock has not been definitively detected in any of the wells.

Borings from various studies conducted at the NEIP property indicate that the overburden in the area consists of a complex sequence of glacial drift, glacial till, and stream deposits which were laid down during the last Wisconsin glacial episode. The glacial deposits underlying the AOC 3 area on both the NEIP and school property consist of silt and sand with varying amounts of clay and gravel lenses. The thickness of these deposits vary from approximately 20 feet in the southern area near the high school, to over 65 feet near the northern area of the school property adjacent to Black Creek. Review of boring logs from the present RI investigation indicate that there is no continuous confining clay layer beneath the site, indicating hydrologic connection throughout the aquifer.

3.5 HYDROGEOLOGY

The shallow groundwater flow direction beneath the AOC 3 area, including the NEIP and Guilderland School District properties, is to the northwest, grading to the north on the school property near Black Creek. Based on data from past and present investigations, it appears that the deep and shallow aquifers are hydraulically connected. Depth to water varies with the level of precipitation but can range from 23 feet bgs to 7 feet bgs, and averages between 15 to 20 feet bgs. Water level data for April 2014 is presented in Table 3-1. Figure 3-1 presents the groundwater flow in the shallow portion of the overburden aquifer from the April 2014 sampling event.

Based on the 2007 RI, the hydraulic gradients in the area of AOC 3 are very low, ranging from 6.6×10^{-4} feet per foot to 1.0×10^{-3} feet per foot. Hydraulic gradients from the present Supplemental RI data indicate gradients ranging from 7.3×10^{-3} in the northern portion of the site near Black Creek to 1.6×10^{-3} feet per foot in the southern area of the AOC 3 study area.

3.6 DEMOGRAPHICS AND LANDUSE

The NEIP current land use is industrial. Based on future land use plans at NEIP, as described in the Northeastern Industrial Park Generic Environmental Impact Statement (NEIP EIS) (June 2005)), the AOC 3 site will likely remain industrial on the NEIP. Downgradient of the NEIP, current land use includes the Guilderland High School and the Guilderland School Bus Garage and is expected to remain as an educational institution for the foreseeable future. Residential property is located further to the west and north of this area. To the south of AOC 3 and south of the southernmost warehouse, the NEIP EIS indicates an area for future development (including a motel, diner, convenience store, tractor-trailer spaces with hook-ups, and fuel station). This area of potential development is upgradient of AOC 3. The NEIP EIS indicates that AOC 3 will not be converted to residential use (from the 2007 RI).

3.7 ECOLOGICAL SETTING

The entire NEIP area includes a mix of upland deciduous forests, maintained landscape areas, and upland meadows and fields. There are no wetlands in the vicinity of AOC 3. Aquatic habitats in relation to AOC 3 include the Black Creek, which runs along the north northwestern boundary of the site, and a drainage swale on the site that drains into the Black Creek located on the east side of AOC 3 on the NEIP property. The portion of the Black Creek that is within the site has been classified by NYSDEC as Class C. Class C waters are best used for fishing, and the water quality is suitable for fish propagation and survival (Parsons, 2005).

Because the 2002 and 2003 removal actions removed contaminated soil from the ecologically active zone and there is no discharge pathway for groundwater contaminants to surface water, there are no exposure pathways by which ecological receptors can contact site contaminants. Therefore, wildlife and aquatic life are not at risk at AOC 3 and the school property. Thus, ecological concerns are not discussed in depth in this document.

Table 3-1

AOC 3 Groundwater Elevation Measurements
NEIP, Guilderland, New York
(Resurveyed 9 May 2014)

AOC	Monitoring Well	Northing (ft)	Easting (ft)	TOC (ft AMSL)	Ground Elevation (ft ASML)	Depth to Water (ft)	Groundwater Elevation (ft AMSL)	Depth to Water (ft)	Groundwater Elevation (ft AMSL)
Date						4/2/2014	4/2/2014	4/22/2014	4/22/2014
AOC3	MW-1	1407892.7182	636879.7075	327.06	327.23	17.55	309.51	17.34	309.72
AOC3	MW-2	1408288.8887	636629.6068	326.27	326.55	18.81	307.46	16.73	309.54
AOC3	MW-3	1408165.4002	637265.9663	326.37	326.65	NA	NA	16.29	310.08
AOC3	MW-4-2	1408797.9146	637361.6394	322.56	319.67	9.49	313.07	12.33	310.23
AOC3	MW-5	1408841.7820	636868.7641	321.75	319.31	12.67	309.08	12.81	308.94
AOC3	MW-6	1408942.0912	636316.5105	316.28	316.73	9.79	306.49	7.55	308.73
AOC3	MW-8	1408666.7693	636841.8375	324.29	318.22	14.66	309.63	14.99	309.3
AOC3	MW-9 *	1409303.5479	636659.5236	319.86	317.47	12.69	307.17	11.73	308.13
AOC3	MW-10	1409457.4285	636450.0868	317.58	317.70	11.10	306.48	9.71	307.87
AOC3	MW-11	1409480.2287	636172.8813	318.00	318.07	11.54	306.46	10.01	307.99
AOC3	MW-12	1409659.3910	636484.1666	318.22	318.24	14.50	303.72	12.51	305.71

*** MW-9 was damaged in February 2015 and has not been resurveyed. Elevations were correct for the 2014 sampling events.**

ft - feet

TOC - Top of Casing

ASML - Above Mean Sea Level

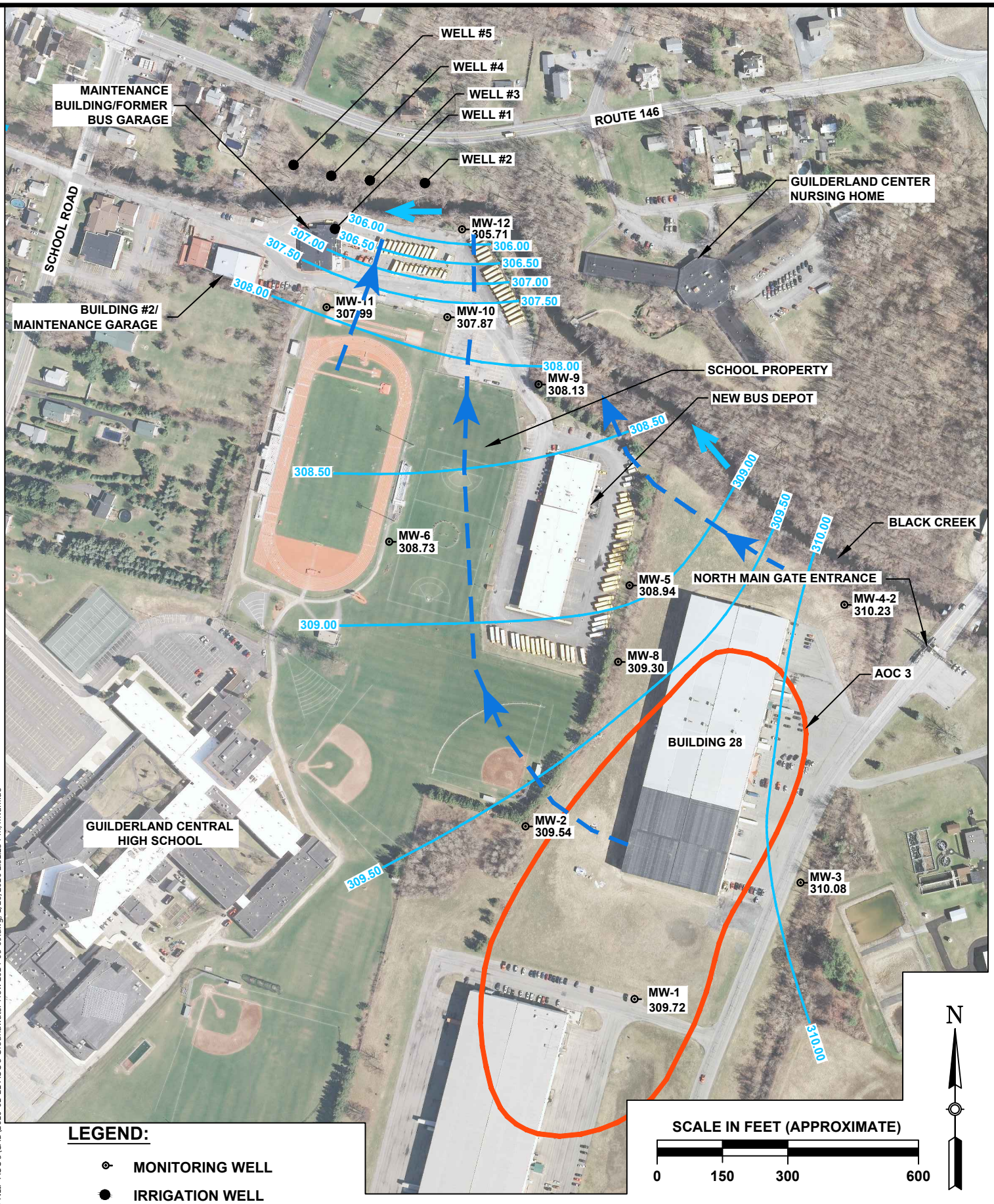

LEGEND:

- MONITORING WELL
- IRRIGATION WELL
- FORMER BURN PIT AREA (AOC 3)
- CREEK FLOW
- 306.00 GROUNDWATER CONTOUR
- DIRECTION OF GROUNDWATER FLOW

DRAWN BY:	MVF
DESIGN BY:	MVF
CHECK BY:	LH
PROJ. NO:	610.26
SCALE:	AS SHOWN
DATE:	01-21-2016

AOC 3 - 22 APRIL 2014 GROUNDWATER FLOW

USACE - NORTHEAST INDUSTRIAL PARK AOC 3

GUILDERLAND — ALBANY COUNTY, NY

US ARMY CORPS OF ENGINEERS-BALTIMORE DISTRICT

FIGURE 3-1

P:\2015\USACE NAB\TO 0009 NEIP AOC 3\CADD\2016-01-21 AOC 3 Groundwater Flow 2014-05-09.dwg, 1/26/2016 2:51:23 PM, mvanlue

4.0 INVESTIGATION RESULTS

4.1 DATA USABILITY

The analytical data collected during the Supplemental RI for AOC 3 is presented in Appendix D. All analytical data were validated by a third party; the DUSRS can be found in Appendix C. Field QC samples analyzed include field duplicates (FDs) and Matrix Spike (MS)/Matrix Spike Duplicate (MSD) sample pairs and trip blanks. Laboratory QC samples include laboratory control samples (LCSs), laboratory control sample duplicates (LCSDs), and method blanks (MB). Results of the field and laboratory QC sample analysis are provided in the analytical reports for each sampling event in Appendix D.

Summary of the Field Quality Control Samples is as follows:

Field Duplicates: A field duplicate is a second sample collected in the same location as a field sample. Aqueous duplicate samples are collected simultaneously, or in immediate succession, to the parent sample, using identical recovery techniques. Soil gas duplicate samples are created from a single soil gas location divided into two equal parts via tubing/t-valves and submitted for analysis as two separate samples. Parent and duplicate samples are treated in an identical manner during transportation, storage, preparation, and analysis. Duplicate sample results are used to assess the precision of the sample collection process. During the supplemental RI, duplicate samples were collected at a frequency of 1 per 20 field samples for both groundwater and air samples. A total of seven groundwater duplicate samples and 3 soil gas duplicate samples were collected during the Supplemental RI field investigation.

Trip Blanks: Trip blanks consist of 40 milliliter VOC sample vials filled in the laboratory with laboratory grade analyte-free water, transported to the sampling site, handled as environmental samples, and returned to the laboratory for analysis. Trip blanks are not opened in the field and are submitted only when samples are collected for VOC analysis. Trip blanks are used to assess the potential introduction of contaminants from sample containers and during sample transportation and storage. During supplemental RI activities for AOC 3, one trip blank was included with each shipment containing samples requiring VOC analysis. A total of eight trip blanks were analyzed for the Supplemental RI field investigation. Any data qualification resulting from trip blank contamination from the RI activities for AOC 3 is included in Appendix C.

Equipment Rinsate Blank: An equipment rinsate blank is a sample of laboratory-grade analyte-free water poured into, poured over, or pumped through a sampling device, collected in a sample container, and transported to the laboratory for analysis. The purpose of equipment rinsate blanks is to assess the effectiveness of equipment decontamination procedures. During the AOC 3 supplemental RI, two equipment rinsate blanks soil were collected for the irrigation well sampling. No equipment rinsate blanks were collected during groundwater sampling because a peristaltic pump with disposable tubing was utilized. Equipment rinsate blanks were collected immediately after the equipment was decontaminated, and each blank was analyzed for laboratory analyses requested for the irrigation well samples.

Matrix Spike/Matrix Spike Duplicate: Samples for laboratory quality assurance MS/MSD analysis (MS/MSD for organics) were collected at a frequency of one pair (1) per 20 field samples. MS/MSD samples are used to assess the effect of the sample matrix on the recovery of target compounds or target analytes. A total of six MS/MSD samples were collected during the Supplemental RI field investigation.

The percent completeness for the COPCs (TCE, PCE, cis-1,2 DCE and VC) in the groundwater samples was 100%. For the Laboratory Control Samples in the groundwater samples, the LCS recoveries were within the 70% - 130% quality control limits with the exception of acetone in SDG – L1311816 and 2-choloethyl vinyl ether in SDG – L200-24299. In SDG: 200-28023 there were problems with the laboratory and blank and MS calibration. None of these issues impacted the relevant site data (the four COPCs) in any of the groundwater samples. In addition, the percent completeness for the COPCs in the air samples was 100%. For the Laboratory Control Samples in the soil gas samples, the LCS recoveries were within the 70% - 130% quality control limits.

The results of the laboratory and field QC sample indicate that, overall, the laboratory conducted the field analyses with acceptable accuracy, precision, comparability, sensitivity, representativeness, and completeness for the COPCs at the site. There were no major data issues identified by the third-party validation. The DUSRs are presented in Appendix C.

4.2 SOURCE ASSESSMENT

For the AOC 3 area, the primary source of contamination is the former waste burning and/or waste disposal conducted in the past at the Burn Pit area by personnel at the former SADVA. As presented in the site background, investigation into this area found that soils had been impacted by VOCs, SVOCs, PCBs, pesticides and metals. These impacted soils subsequently impacted the underlying groundwater through vertical leaching from precipitation over time. In addition, some soils were found to be impacted on the Guilderland school property. The contaminated soils found on the school property were addressed in the 2002 Emergency Response Action for the Guilderland Bus Garage (Shaw, 2003). As part of the remedial action at the Burn Pit area on the NEIP property, most of the impacted soils have been removed, with minor detectable concentrations of some compounds in soils remaining at depth (16 to 20 feet bgs). There is no soil contamination remaining on the Guilderland High School property based on post excavation sampling results from the Emergency Response Action.

Details of each removal/remedial action including maps of soil sample locations can be found in the *Guilderland High School Emergency Response Completion Report* (Shaw, 2003) and the *Interim Remedial Measure Area of Concern No. 3 Former Schenectady Army Depot-Voorheesville Area, Guilderland Center, New York* (Shaw, 2004), which are presented in summary form in Appendix E.

In summary, each source area for the AOC 3 burn pit area and school area contamination was addressed through the excavation of the contaminated soils and the subsequent collection of confirmation end-point samples to ensure that the project goals were met. However, in the time period that has elapsed since the two removal/remedial actions for soil at AOC 3, NYS has developed new Soil Cleanup Guidance (CP-51) in October of 2010, which included Soil Cleanup

Objectives (SCOs) to be considered in the evaluation of selected remedies. These SCOs are provided for comparison purposes only.

Table 4-1 presents the end-point samples from both removal actions conducted at AOC 3 and the SCOs for the various scenarios from unrestricted use to industrial use. End-point samples are collected from the remaining soils in the base and sidewalls of excavations to confirm that the remaining soils are not impacted soils. Even though the current use and potential future use for the site is restricted-residential on the school property and industrial on the NEIP property, the analytical results were compared to screening values based on unrestricted land use. Most end-point sample results were below the unrestricted use scenarios for soils with few exceptions. In the school property removal action, one end-point sample had chromium above the value for residential use. Lead was above the unrestricted use value in four samples. Many of the end-point samples had lead and chromium concentrations greater than the range of detections reported for the background samples from the school property removal action. The human health risk assessment evaluated all constituents, including lead and chromium, detected in the end-point samples. As described in Section 6, neither chromium nor lead in site soil poses a threat to human health.

No SVOCs or VOCs that were sampled were above the unrestricted soil cleanup standards in the school end-point samples. For the NEIP Interim Remedial Action, 2 samples were slightly above the cleanup standard for unrestricted use for chlorinated pesticides and one sample was above the unrestricted standard for lead, but no other samples were above standards of those analytes sampled. The pesticide results were not compared to the range of background concentrations. All pesticide results, however, were less than the health-based screening values, demonstrating that these compounds in site soil do not pose a threat to human health. There is no evidence to indicate that a pesticide release occurred.

A screening-level ecological risk assessment (SLERA) was completed for the former SAVDA site, including AOC 3, in 2007 (Parsons, 2007). The objective of this qualitative SLERA was to evaluate whether unacceptable adverse risks to ecological receptors may be present at the NEIP, or if risks may be posed to ecological receptors in the present and/or future. The SLERA determined that potential terrestrial ecological receptors are primarily exposed to surface soil and surface water, and aquatic receptors are primarily exposed to sediment and surface water. The ecologically active zone typically spans the top two feet of soil. Given that the removal actions extended to depths of 16 to 20 feet bgs, remediation of the source area removed the contamination from the ecologically active zone. In the absence of soil contamination in the ecologically active zone and a complete transport pathway for groundwater contaminants, there are no complete exposure pathways for terrestrial or aquatic receptors at AOC 3. The remnant sub-surface soil contamination is confined to AOC 3 at the NEIP and is buried. Under current land use, there is no complete exposure pathway for soil. Section 6 discusses the Risk Assessment conducted utilizing these end-point samples.

4.3 ANALYTICAL RESULTS

4.3.1 Groundwater

Groundwater sampling was conducted at the site during the Supplemental RI to supplement past groundwater sampling efforts at the site and to determine the extent, laterally and in depth, of the TCE contaminant plume and to determine the existence/extent of any other COPCs in the groundwater on the NEIP and Guilderland School property. This sampling was conducted using a phased approach, utilizing shallow and deep temporary wells, and sampling the existing monitoring well network. Based on the results of this phased approach, three additional permanent wells were added to the network and sampled as part of the RI. The Guilderland School's irrigation well system was also sampled as part of the RI effort. The results are discussed below. Figures 4-1 and 4-2 depict the concentrations of TCE detected at the site.

Shallow Temporary Wells

The shallow temporary wells drilled at the AOC 3 site area were sampled to determine the existence/extent of the COPCs in the groundwater at the site. The sampling was completed in a phased approach, from June 2013 through October of 2014, each phase designed based on the results of the prior phase (see Table 2-1). This culminated in the drilling of the three permanent wells MW-10, MW-11 and MW-12. Figure 2-1 presents the location of all the temporary wells. Table 4-3 presents the results for the shallow temporary well sample analysis.

At STW-1, drilled north of MW-6 east of the school track, TCE was detected at 3.96 µg/L, 1,2-DCE was detected at an estimated concentration of 0.3 µg/L. Due north in STW-2, TCE was detected at 6.76 µg/L, 1,2-DCE was detected at 0.501 µg/L, and PCE was detected at an estimated 0.3 µg/L. Moving north at STW-3, TCE was detected at 11.5 µg/L, 1,2-DCE was detected at 0.876 µg/L, and PCE was detected at 0.772 µg/L. At STW-4, located in the parking lot area for the bus garage, TCE was detected at 18.4 µg/L, the highest concentration for TCE detected at the site, 1,2-DCE was detected at 1.87 µg/L, and PCE was detected at 1.25 µg/L. STW-5 was drilled just south of Black Creek and northwest of STW-4 and TCE was detected at 3.68 µg/L and 1,2-DCE was detected at an estimated 0.3 µg/L. STW-6 was also drilled just south of Black Creek but due north of STW-4 and TCE was detected at 12.45 µg/L, 1,2-DCE was detected at 1.088 µg/L, and PCE was detected at 0.509 µg/L, marking the northern edge of the plume.

No compounds of potential concern were detected in wells STW-7, STW-8 and STW-9, drilled in the southwestern portion of the study area, north of the high school building area. In addition, no compounds of concern were detected in wells STW-12, 15 and 16, each located north of Black Creek, with the exception of an estimated concentration of 0.6 vinyl chloride in STW-12. STW-17, located adjacent to the west side of the Guilderland Nursing Home, also had no detections of the compounds of concern.

STW-10 was drilled along the western edge of the Guilderland High School property southwest of Maintenance building/Former Bus garage. Only TCE was detected there at 1.45 µg/L. At STW-11, located just east of the maintenance building, and paired (drilled adjacent to) with DTW-4 TCE was detected at an estimated 0.4 µg/L. At STW-13, located adjacent to the southwest corner of Building #2/Maintenance Garage on the Guilderland School property, TCE and 1,2-DCE was detected at estimated concentrations of 0.4 µg/L and 0.3 µg/L, respectively.

At STW-14, located north of Building #2 in the western most portion of the Guilderland School property, TCE was detected at 0.728 µg/L and 1,2-DCE at an estimated concentration of 0.2 µg/L.

Overall, the highest concentrations of TCE for the shallow temporary wells is found within approximately 200 feet of MW-10 at STW-3, STW-4 and STW-6. Compounds of concern are found in some of the shallow wells beyond that distance, but they do not exceed water quality standards.

Deep Temporary Wells

The deep temporary wells were drilled to further characterize the deeper portions of the overburden aquifer. These were drilled with the GeoProbe™ rig to refusal then sampled and the results are presented on Table 4-3. Drilling of the deep temporary wells was conducted during June and August 2013. At DTW-1, located adjacent to MW-5 on the school property, TCE was detected at 7.96 µg/L, 1,2-DCE was detected at 16 µg/L, both compounds above NYS AWQS, and VC was detected at 1.41 µg/L. DTW-2 was drilled adjacent to MW-9 and TCE was detected at 2.21 µg/L and 1,2-DCE was detected at an estimated 0.4 µg/L. At DTW-3, drilled adjacent to STW-4, TCE and 1,2-DCE were detected at low levels of an estimated 0.4 µg/L and 2.7 µg/L respectively. No compounds of concern exceeded the detection limits (as defined by the DoD QSM) in DTW-4 located west of DTW-3. DTW-5 was drilled adjacent to Irrigation Well #5 to further examine the deeper aquifer in this area north of Black Creek. The water from this temporary well was extremely turbid and did not clear up. Due to the high amount of sediment in the sample, the laboratory classified this sample as a soil sample. No compounds of concern exceeded detection limits in this sample. The deep temporary wells show highest TCE and 1,2 DCE concentrations in DTW-1, located adjacent to MW-5 along the Guilderland School and NEIP property boundary, with concentrations diminishing to well below the AWQS for the COPCs towards the northwest.

Permanent Monitoring Wells

The permanent monitoring well network was sampled twice during the field investigation at AOC 3, in conjunction with some of the temporary well sampling events. The purpose of the samplings was to obtain a comprehensive picture of the TCE plume in the AOC 3 area and determine the extent of the other COPCs in the groundwater beneath the study area. See figure 2-1 for well locations. Table 4-2 presents the permanent monitoring well sample results. Figure 4-2 presents a depiction of the plume configuration from the April 2014 sampling data of the permanent wells at the site and included in this figure is the data from the September 2014 irrigation well sampling.

MW-1 and MW-3, located on the NEIP property, are considered background/upgradient monitoring wells from the source area. No compounds of concern exceeded detection limits during the sampling events in June 2013 and April 2014 for MW-1. MW-3 was only located and sampled in May 2014, and showed no compounds of concern. No compounds of concern have exceeded detection limits at MW-3 since sampling began in October 2000.

At MW-2, located just west of the burn pit area at the western edge of the NEIP property, TCE was detected at 2.08 µg/L in June 2013 and 1.93 µg/L in April 2014. These concentrations are

similar to those reported for the last 10 years for this well. At MW-4-2, located upgradient from the source area adjacent to Black Creek on the NEIP property, no compounds of concern exceeded the detection limits during the June 2013 or the May 2014 sampling event. TCE was detected at MW-4-2 during the March 2004 sampling event (0.343 µg/L).

Both MW-5 (on Guilderland School property) and MW-8 (located on NEIP property) are located downgradient from the burn pit area and both showed concentrations of TCE above detection limits. In MW-5, TCE was detected at 1.96 µg/L in June 2013 and 2.37 µg/L in April 2014. TCE in MW-5 has shown a general decreasing trend since May 2001. 1,2-DCE was detected at 0.472 µg/L in June 2013 and 0.708 µg/L in April 2014..

During the June 2013 sampling event, PCE was detected at 0.36 µg/L in MW-8. TCE was detected at 6.26 µg/L, exceeding NYS AWQS. 1,2-DCE was detected at 1.95 µg/L. During the April 2014 sampling event, concentrations of TCE at MW-8 were detected at 3.7 µg/L, below NYS AWQS. PCE was detected at 0.332 µg/L, and 1,2-DCE at 2.07 µg/L. Prior sampling in 2001 for MW-8 showed 1,2-DCE concentrations of 6.1 µg/L and 8.1 µg/L TCE.

MW-6 is located on the school property near the eastern edge of the high school track, located downgradient of the burn pit area. TCE was detected below the AWQS at 0.722 µg/L in June 2013, and 0.715 µg/L in April 2014. MW-6 did not show any concentrations above detection limits in the last sampling in 2001. No other compounds of concern were detected in this well.

At MW-9, located downgradient from the burn pit area, during the June 2013 sampling event TCE was detected at 6.75 µg/L, exceeding NYS AWQS. 1,2-DCE was detected at 1.12 µg/L, and PCE was detected at 0.302 µg/L. During the April 2014 sampling event, TCE was detected at 3.72 µg/L, below AWQS for the first time since the onset of sampling of MW-9 in 2006. 1,2-DCE was detected at 0.686 µg/L, and PCE was detected at an estimated concentration of 0.2 µg/L. MW-9 was sampled again in July 2015 and the results showed TCE concentrations at the lowest value detected to date at 1.0 µg/L. 1,2-DCE showed an estimated concentration of 0.4 µg/L and PCE was not detected in the July 2015 sample for MW-9.

MW-10, MW-11 and MW-12 are recently installed permanent wells in the monitoring network at the AOC 3 site. The location of these wells was determined after groundwater from most of the temporary shallow and deep wells had been analyzed and the plume configuration reviewed. These wells are located at the northwestern most extent of the TCE plume on the school property. Each of these wells has been sampled once in April 2014, with MW-10 being sampled a second time in May 2015 as a confirmatory sample. In MW-10 during the April 2014 sampling event, TCE was detected at 5.55 µg/L, above NYS AWQS, 1,2-DCE was detected at 0.654 µg/L, and PCE was detected at 0.816 µg/L. At MW-11, TCE was the only compound of concern to exceed detection limits at 1.00 µg/L. At MW-12, TCE was detected at 2.05 µg/L, 1,2-DCE and PCE were detected at estimated concentrations of 0.3 µg/L and 0.3 µg/L respectively. The May 2015 sampling for MW-10 showed lower concentrations of all the compounds of concern, TCE, PCE and 1,2-DCE at concentrations of 1.10 µg/L, 0.7 µg/L (estimated) and 0.3 µg/L (estimated) respectively.

Irrigation Well Sampling Results

The school irrigation system is supplied by groundwater from five wells; four (Wells #2 - #5) are located on the north side of Black Creek (Figure 2-1) and another well (Well #1) is located in the Maintenance Building/Former Bus Garage, all on Guilderland High School property. These wells are tied together by a water distribution system that carries water from the wells north of Black Creek to a combined intake, which then crosses south beneath Black Creek. That intake allows water to be pumped into a holding tank. The four wells north of Black Creek are deep wells screened in the deeper portion of the overburden aquifer (well depths range from 61 to 64 feet bgs.

In the prior sampling events for these wells (June 2011 and December 2011) the wells north of Black Creek were sampled by isolating each well and pumping the water across Black Creek to sample from the spigot before the storage tank in the maintenance building. For the November 2014 and May 2015 samplings for the Supplemental RI investigation, each of the four wells north of Black Creek was sampled by placing the pump in the middle of the screened portion of each well. Due to the nature of the irrigation well plumbing in the maintenance building, Well #1 had to be sampled by isolating the well by closing stop valves in the piping and then collecting the groundwater sample from a spigot before the storage tank. Table 4-4 presents the cumulative irrigation well results to date for the AOC 3 site.

Irrigation Well #1 (Supply Well)

During previous sampling events both TCE, and 1,2-DCE have been sporadically detected in Irrigation Well #1, however, during the last three sampling events in 2011, 2014 and 2015, neither of these compounds were detected. In general, TCE was only detected during some spring and summer months and had shown fluctuations ranging from a high of 12.5 µg/L in 2004 to non-detect since 2010. During two sampling events in 2004 and 2005, 1,2-DCE was detected at concentrations of 3.57 µg/L to 1.57 µg/L, below NYS AWQS. 1,2-DCE has not been detected since July of 2005 and would therefore also indicate a general decreasing trend. No compounds of concern have exceeded detection limits in this well since 2010.

Irrigation Well #2 (former Well #1)

TCE has been detected during all four sampling events at Irrigation Well #2 at low estimated concentrations. The concentration of TCE has remained below drinking water standards and the concentrations ranged from 0.38 µg/L to 1.4 µg/L from June 2011 to December 2011. This TCE concentration was 0.4 J µg/L in the May 2015 sampling event. 1,2-DCE showed a concentration of 1.32 µg/L in November 2014 and 1.2 µg/L in May 2015. Concentrations of both compounds remain below NYS AWQS and no other compounds of concern exceeded detection limits in this well since the inception of sampling in 2011.

Irrigation Well #3 (former Well #2)

In Irrigation Well #3, only 1,2-DCE was detected at low estimated concentration of 0.3 µg/L during both the November 2014 and May 2015 sampling events. No other compounds of concern exceeded detection limits in this well.

Irrigation Well #4 (former Well #3)

The compounds of concern have not exceeded detection limits in Irrigation Well #4 since June of 2011. During the June 2011 sampling event, 1,2-DCE was detected at a low estimated concentration of 0.4 µg/L. No other compounds of concern exceeded detection limits in this well.

Irrigation Well #5 (former Well #4)

TCE exceeded the NYSDEC drinking water standards at concentrations of 6.7 µg/L and 10 µg/L respectively, in the June 2011 and December 2011 sampling events for this well. In addition, 1,2-DCE was detected below water quality standards at concentrations of 2.8 µg/L and 2.6 µg/L during the 2011 sampling events. Due to these concentration levels, additional sampling was conducted in 2014 and 2015. No compounds of concern exceeded detection limits in this well in the 2014 and 2015 sampling events.

4.3.2 Soil Gas

As part of the Supplemental RI, soil gas analysis was conducted in the subsurface soils in the vicinity of buildings at the NEIP and the school property and along the length of the groundwater plume. The results of the initial investigation determined that sub-slab samples from the buildings near and above the groundwater plume should also be collected. A total of 25 sub-surface, sub-slab, indoor air and ambient air samples were collected. Figure 2-2 shows the locations of the soil gas samples. The results of the soil gas samples are presented in Table 4-5. At present, there are only NYSDOH Indoor Air Guidance values for TCE (2 µg/m3) and PCE (30 µg/m3). These were only compared to the indoor air sample collected though they were used as guidance in the study to determine if and where sub-slab gas samples should be collected.

Sub-Surface

SG-1 through SG-5 were sampled along the length of the TCE plume on both the NEIP and high school property. At SG-1, located between MW-5 and MW-8, downgradient from the burn pit area, TCE was detected at 46.2 µg/m^3 and PCE was detected at an estimated 2.2 µg/m^3. At SG-2, near Black Creek, TCE was detected at 6.34 µg/m^3 and PCE was detected at 1.83 µg/m^3. SG-3 was located adjacent to MW-9 and TCE was detected there at 666 µg/m^3. 1,2-DCE was detected at 56.7 µg/m^3 and PCE was detected at 15.1 µg/m^3. At SG-4, located in the parking lot adjacent to STW-4, TCE was detected at an elevated 4,060 µg/m^3, 1,2-DCE was detected at 382 µg/m^3, and PCE was detected at 53.3 µg/m^3. This location also had the highest concentration of TCE in the groundwater. At SG-5 located west of SG-4, near the Maintenance Building, TCE was detected at 120 µg/m^3, 1,2-DCE was detected at an estimated 0.6 µg/m^3, and PCE was detected at 2.18 µg/m^3. Vinyl chloride was not detected in any of these samples.

At SG-6, TCE and PCE were detected at estimated concentrations of 1.67 µg/m^3 and 2.6 µg/m^3, respectively. At SG-7, no compounds of concern exceeded the lab detection limits. These two samples were collected close to the Guilderland High School building to determine if soil gas would be an issue in this area of the high school property.

SG-8 and SG-9 were completed adjacent to the New Bus Depot along the plume pathway. At SG-8 TCE was detected at 36.9 µg/m^3, 1,2-DCE was detected at an estimated 0.3 µg/m^3, and

PCE was detected at 4.65 µg/m^3. At SG-9 TCE was detected at 3.93 µg/m^3, 1,2-DCE was detected at 2.77 µg/m^3, and PCE was detected at an estimated 0.8 µg/m^3. Both SG-8 and SG-9 had concentrations of TCE above the indoor guidance value of 2 µg/m^3. These concentrations prompted the sampling of sub-slab soil gas at the school's maintenance building, maintenance garage (Bldg. 2), the new bus garage and the NEIP warehouse (Bldg. 28).

At SG-10, located north of Black Creek just a few feet south of the Guilderland Nursing Home property, only vinyl chloride was detected at 0.782 µg/m^3. At SG-11, north of Black Creek near Irrigation Well #2, no compounds of concern exceeded the lab detection limits. At SG-12, located near Irrigation Well # 5, TCE was detected at an estimated concentration of 1.8 µg/m^3. At SG-17, located adjacent to STW-17 on the western side of the Guilderland Nursing Home building, PCE was detected at an estimated concentration of 1.8 µg/m^3. All soil gas concentrations were below indoor guidance values.

SG-13 through SG-16 were collected in the northernmost area of the TCE groundwater plume, in the parking lot area of the bus garage. At SG-13, located east of SG-4, TCE was detected at 32.5 µg/m^3, 1,2-DCE was detected at 3.71 µg/m^3, and PCE was detected at an estimated 0.7 µg/m^3. At SG-14, adjacent to MW-10, TCE was detected at 2,300 µg/m^3, 1,2-DCE was detected at 1,300 µg/m^3, and PCE was detected at 54 µg/m^3. At SG-15, located directly adjacent to SG-4 (as a confirmation sample) TCE was detected at a lower 340 µg/m^3, 1,2-DCE was detected at 19 µg/m^3, and PCE was detected at 9.7 µg/m^3. SG-16 was collected northeast of SG-4, just south of Black Creek, and only TCE was detected at an estimated 10 µg/m^3.

SG-18 was collected on the NEIP property just north of Building 28. TCE was detected at 250 µg/m^3, 1,2-DCE was detected at 13 µg/m^3, and PCE was detected at 7.0 µg/m^3.

Sub Slab

Sub slab soil gas samples were collected from directly below the foundation slabs of buildings on the school property, that is, the present Maintenance Building, the New Bus Depot and Building #2 (Maintenance garage), and from beneath the sub-slab of Building 28 on the NEIP property.

SG-19 was collected from the sub-slab of Building #2 (Maintenance Garage) and TCE was detected at 7.9 µg/m^3 and PCE was detected at 930 µg/m^3. In a subsequent sample from the same location, SG-23, TCE was detected at 3.7 µg/m^3 and PCE decreased to 440 µg/m^3. At SG-20, located in the present Maintenance building, TCE and PCE were detected at estimated concentrations of 0.4 µg/m^3 and 0.6 µg/m^3. At SG-21, located in the office area of the New Bus Depot, TCE was detected at 1.1 µg/m^3 and PCE was detected at an estimated 0.61 µg/m^3. SG-22 was located beneath the foundation slab in Building 28 at the NEIP. TCE and PCE were detected at estimated concentrations of 0.4 µg/m^3 and 0.5 µg/m^3, respectively. No other COPCs were detected in the subslab samples.

Indoor/Ambient

At the same time that SG-23 was collected in Building #2, an indoor air sample (SG-24) from inside Building #2 and ambient (outside) air sample (SG-25) were collected from directly outside Building #2 for additional information. SG-24 had a concentration of 1.4 µg/m^3 PCE in its

sample, below the NYSDOH indoor air guideline of 30 µg/m^3. The ambient air sample (SG-25) showed only an estimated PCE concentration of 0.3 µg/m^3. TCE was not detected in either the ambient or indoor air sample.

4.4 NATURE AND EXTENT OF CONTAMINATION

4.4.1 Groundwater

A groundwater contaminant plume extends from the AOC 3 burn pit area northwest onto the school property, as evidenced from the past sampling events. There is no evidence of a continuous confining layer within the glacial sediments beneath the site area so it is assumed the shallow and deep portions of the aquifer are hydraulically connected.

The primary VOC compounds detected in groundwater were TCE, PCE, cis-1,2-dichloroethene (DCE) and vinyl chloride at low concentrations. During the recent Supplemental RI sampling events, TCE concentrations were detected in monitoring wells MW-8, MW-9, and MW-10 at levels near or just above the AWQS for TCE of 5 micrograms per liter (µg/L). The sample from MW-10 showed a concentration of 5.55 µg/L in April 2014 and 1.1 µg/L in May 2015. The samples from MW-8, located on the NEIP/School border, detected TCE at 6.26 µg/L in June 2013 decreasing to 3.7 µg/L in April 2014. The last sampling events for MW-9 (April 2014 and July 2015) showed a decline in the TCE concentration to below the AWQS for the first time since the onset of sampling (3.72 µg/L) in the April 2014 sample and a continued decline to the lowest concentration to date in the July 2015 sample, 1.0 µg/L. Prior to this sampling in April 2014, the concentrations ranged from 5.3 µg/L to 7.5 µg/L. All other compounds, if detected, were detected below the AWQS for each compound.

In addition, TCE concentrations were also detected in temporary shallow and deep well locations above the AWQS for TCE at DTW-1, STW-2, STW-3, STW-4, and STW-6 at concentrations ranging from 6.76 µg/L to 18.4 µg/L. All of these locations are in the vicinity of MW-10 and the parking lot of the bus garage area of the school property. Figure 4-1 shows the TCE concentrations of all the groundwater samples collected for the Supplemental RI.

In 2011, TCE was detected in two irrigation wells located north of Black Creek. These wells are screened in the deep aquifer. However, sampling completed in 2014 for the Supplemental RI in the irrigation wells did not exhibit TCE at detectable levels with the exception of irrigation well #2 at an estimated concentration of 0.9 J µg/L. Resampling conducted in May 2015 confirmed these results.

Overall, the TCE plume in the groundwater at AOC 3 is localized with concentrations detected near or below NYS drinking water standards for the most recent samplings (April 2015, May 2015 and July 2015) of the permanent monitoring wells. Groundwater in this area is not used for drinking purposes. Due to the nature of the temporary well samples (ie. grab samples) these were used only for plume delineation and as guidance for placement of additional permanent wells.

4.4.2 Soil Gas

As part of the Supplemental RI, soil gas analysis was conducted in the subsurface soils in the vicinity of buildings at the NEIP and the Guilderland school property and along the length of the groundwater plume. The investigation conducted in 2014 identified PCE, TCE, cis-1,2-DCE,

and vinyl chloride in the soil gas (refer to Figure 4-5). After reviewing the results of the initial investigation compared to the NYSDOH indoor air guidance values for TCE (2 µg/m^3) and PCE (30 µg/m^3), the USACE determined that sub-slab samples from the buildings near and above the groundwater plume should be collected. This was conducted at four buildings, one on the NEIP property and three buildings on the Guilderland school property in proximity to the groundwater plume. The sub-slab samples indicated only low to non-detect concentrations of the primary contaminants of concern at the site with the exception of the sub-slab sample in Building #2 (Maintenance Garage) on the school property.

The data indicate that most of the soil gas contamination is south of Black Creek. Vinyl chloride was detected in one subsurface sample collected north of Black Creek at low concentrations, as were PCE and TCE in separate samples at estimated low concentrations. The primary area of soil gas contamination is located in the bus parking lot north of monitoring well MW-10. Elevated levels of PCE, TCE and cis-12 DCE were detected in samples SG-4, SG-14 and SG-15. These are from an area that is not in proximity to any buildings and primarily covered with asphalt for the parking lot.

Elevated PCE concentrations detected in the sub-slab samples at Building #2 appear to be from local sources and not from the AOC 3 burn pit area. This was determined from groundwater flow, historical analysis of impacted soil and groundwater, and current analytical data. In addition, it was determined from the chemical inventory conducted for Building #2 that at least one product containing PCE is presently being stored in this building. Historical storage of PCE products is unknown.

Table 4-1
Summary of Analytical Results in End-Point Soil Samples for Interim Remedial Actions at AOC 3
NEIP, Guilderland, NY

Endpoint Sampling Results for New Bus Depot Emergency Remedial Action - 2002

		New York State Soil Cleanup Standards					Protection of Ecological Resources	Protection of Ground-water	Background Ranges	Units	EX1-Post-N1	EX1-Post-E1	EX1-Post-E2	EX1-Post-E3	EX1-Post-F1	EX1-Post-F2	EX1-Post-F3	EX1-Post-S1	EX1-Post-W1	EX2-Post-E2	EX2-Post-N1	EX2-Post-S2	EX2-Post-W2	POSTEX3-F1	POSTEX3-N1	POSTEX3-S1	EX2-POST-F3	EX2-POST-F3	IV Composite (from NEIP property)
Contaminant	**Units**	**Unrestricted**	**Residential**	**Restricted-Residential**	**Commercial**	**Industrial**				**Sample Date**	9/19/2002	9/19/2002	9/24/2002	9/24/2002	9/19/2002	9/24/2002	9/24/2002	9/24/2002	9/24/2002	9/24/2002	9/20/2002	9/24/2002	9/24/2002	10/10/2002	10/10/2002	10/10/2002	10/2/2002	10/3/2002	7/22/2003
Metals																													
Aluminum	ppm	NS	NS	NS	NS	NS	NS	NS	7080 - 12800	ppm	14600	17200	20300	18100	15600	29700	18800	15400	21900	18700	11750	16200	15300	17900	19200	18600	NA	NA	18900
Antimony	ppm	NS	NS	NS	NS	NS	NS	NS	0.2 - 0.59	ppm	ND	ND	ND	ND	ND	ND	ND	ND	ND	<3	<3	0.161 J	ND	ND	ND	ND	NA	NA	3.39
Arsenic	ppm	13	16	16	16	16	13	16	4.3 - 16.4	ppm	7.85	3.83	2.7	6.7	6.61	6.39	4.85	5.57	7.91	4.1	<0.25	5.14	4.75	2.45	3.45	5.15	NA	NA	11.5
Barium	ppm	350	350	400	400	10,000	433	820	33 - 104	ppm	69.7	84.1	89.8	83.9	61.2	123	74.8	78.3	101	75.6	40.5	62.7	54.9	77.8	72.3	75.2	NA	NA	75.3 J
Beryllium	ppm	7.2	14	72	590	2,700	10	47	0.38 - 0.67	ppm	0.742	1.17	1.06 J	0.911	0.768	1.53	0.997 J	0.762	1.12	0.91	0.78	0.813	0.718	0.842	0.874	0.827	NA	NA	0.856
Cadmium	ppm	2.5	2.5	4.3	9.3	60	4	7.5	0.21 - 0.52	ppm	0.307 J	3.57	0.943 J	44.2	1.38	54.4	11	0.441 J	6.12	0.261 J	<0.25	0.216 J	0.211 J	0.624	0.586	0.549	NA	NA	0.374 J
Calcium	ppm	NS	NS	NS	NS	NS	NS	NS	1280 - 46600	ppm	1540	2430	2200	2190	1980	4230	33.6	2350	2790	1700	1640	1320	881	2490	1910	2410	NA	NA	2090
Chromium	ppm	30	36	180	1,500	6,800	41	NS	9.3 - 17.5	ppm	20	24.9	28.4	25	20.9	40.2	28	19.8	29.7	22.4	20.4	20	17.4	23.5	23.4	23.1	NA	NA	23.4
Cobalt	ppm	NS	NS	NS	NS	NS	NS	NS	5.3 - 12.2	ppm	12.6	12.4	18.4	14.4	13.8	26.5	16.5	13.9	18.5	12.9	10.8	12.6	10.1	10.7	11.7	8.3	NA	NA	13.4
Copper	ppm	50	270	270	270	10,000	50	1,720	13.4 - 26.9	ppm	38.5	48	43.2	39.2	33.5	68.6	43.3	32	29.7	29.4	25.3	29.4	26.4	40	31.9	38.3	NA	NA	36.3
Iron	ppm	NS	NS	NS	NS	NS	NS	NS	14100 - 25,700	ppm	26900	32600	36700	30300	27300	48700	36300	25900	38200	27000	9820	25900	22800	40500	31900	31800	NA	NA	39600
Lead	ppm	63	400	400	1,000	3,900	63	450	16.5 - 60.8	ppm	19.1	7.05	12.9	30.7	17.3	31.8	12.4	15	316.9	9.16	162	262	9.2	7.41	11.3	13.2	2.93	156	14.2
Magnesium	ppm	NS	NS	NS	NS	NS	NS	NS	2150 - 13,100	ppm	6140	4860	7720	6930	6220	11300	8220	5960	7830	5500	4750	5190	4400	7240	6060	7170	NA	NA	6390
Manganese	ppm	1600	2,000	2,000	10,000	10,000	1600	2,000	197 - 875	ppm	497	519	780	753	587	832	684	446	684	430	625	473	515	514	549	335	NA	NA	457
Mercury	ppm	0.18	0.81	0.81	2.8	5.7	0.18	0.73	0.039 - 0.095	ppm	0.0397 J	0.0467 J	0.0479 J	0.0361 J	0.0279 J	0.168 J	0.027 J	0.0617 J	0.0557 J	0.0257 J	0.02	0.0673 J	0.0265 J	0.0278 J	0.0251 J	ND	NA	NA	0.0326
Nickel	ppm	30	140	310	310	10,000	30	130	10.6 - 24.8	ppm	27.9	32.4	40.1	28.7	31.7	195	37	29.1	38.7	25.8	20.5	25.3	21.6	32	30.7	30.8	NA	NA	30.7 J
Potassium	ppm	NS	NS	NS	NS	NS	NS	NS	443 - 1660	ppm	1760	2570	2780	2610	1680	3990	2400	2350	3140	2220	720	1970	1410	2310	2270	2360	NA	NA	2200
Selenium	ppm	3.9	36	180	1,500	6,800	3.9	4	0.44 - 1.2	ppm	0.681	0.369	0.338	0.522	0.539	0.325	0.325	0.335	0.447	0.394	<0.25	0.321	0.302	0.318	0.369	0.444	NA	NA	7.71
Silver	ppm	2	36	180	1,500	6,800	2	8.3	0.16 - 0.17	ppm	1.67 J	2.71	2.78 J	2.59	1.91 J	3.84	2.63 J	2.93	3.97	2.97	<1	2.53	2.95	1.57 J	1.21 J	1.54 J	NA	NA	1.13
Sodium	ppm	NS	NS	NS	NS	NS	NS	NS	28.7 - 619	ppm	47.2	69.6	68.7	76.3	55.5	832	92.9	65	82.3	61	149	50.7	46.1	68.1	49.8	70.4	NA	NA	54.4
Thallium	ppm	NS	NS	NS	NS	NS	NS	NS	ND - 0.67	ppm	0.14	0.107 J	0.0888 J	0.156	0.142	0.122	0.143	0.116	0.157	0.104	<0.5	0.0893	0.0868 J	0.0585 J	0.0832 J	0.099 J	NA	NA	11.7
Vanadium	ppm	NS	NS	NS	NS	NS	NS	NS	13.7 - 24	ppm	22.1	30.8	31.8	28.7	23.7	44.3	28.3	25.4	36.6	31.6	14.2	26.5	25.1	29.6	31.1	28.7	NA	NA	29.7 J
Zinc	ppm	109	2200	10,000	10,000	10,000	109	2,480	46 - 134	ppm	96	109	110	122	87.4	192	124	92.3	123	68.8	81	72.8	56.2	103	93	100	NA	NA	89.4
Volatiles																**EX1-Post-F2**	**EX1-Post-F3**							**POSTEX3-F1**	**POSTEX3-N1**	**POSTEX3-S1**			
Chloroform	ppm	0.36	10	49	350	700	12	0.37		ppb	NA	NA	NA	NA	NA	74.8	<5.53	NA	NA	NA	NA	NA	NA	< 5.7	< 5.39	< 5.53	NA	NA	< 5.67
Total VOCs									ND - 3.1 mg/kg																				
Semi-Volatiles																													
Pentachlorophenol	ppm	0.8	2.4	6.7	6.7	55	0.8	0.8		ppb	NA	NA	NA	NA	NA	569 J	<920	NA	NA	NA	NA	NA	NA	NA	NA	NA	NA	NA	< 955
2-methylnaphthalene	ppm	NS	NS	NS	NS	NS	NS	NS		ppb	NA	NA	NA	NA	NA	<191	164 J	NA	NA	NA	NA	NA	NA	NA	NA	NA	NA	NA	< 191
Benzoic Acid	ppm	NS	NS	NS	NS	NS	NS	NS		ppb	NA	NA	NA	NA	NA	389 J	<920	NA	NA	NA	NA	NA	NA	NA	NA	NA	NA	NA	< 955
bis(2-ethylhexyl)phthalate	ppm	NS	NS	NS	NS	NS	NS	NS		ppb	NA	NA	NA	NA	NA	162 J	<184	NA	NA	NA	NA	NA	NA	NA	NA	NA	NA	NA	< 191
Total SVOCs									ND - 5,613 mg/kg																				

Endpoint Samples for NEIP Interim Remedial Action - 2003

		New York State Soil Cleanup Standards					Protection of Ecological Resources	Protection of Ground-water	Background Ranges	Units	PES-1-NEB	PES-1-NWB	PES-1-SEB	PES-1-SWB	PES-1-NEB-R	PES-2-NSWC	PES-2-WSWC	PES-2-ESWC	PES-2-SSWC	PES-3-W-1-SWS*	PES-3-W-1-SWS-2	PES-3-W-2-SWS	PES-3-W-3-SWS	PES-3-S-1-SWS	PES-3-E-1-SWS	PES-3-E-2-SWS	PES-3-N-1-SWS	PES-3-N-1-SWS*	PES-3-N-2-SWS-2
Contaminant	**Units**	**Unrestricted**	**Residential**	**Restricted-Residential**	**Commercial**	**Industrial**				**Sample Date**	5/20/2003	5/20/2003	5/20/2003	5/20/2003	6/27/2003	5/16/2003	5/16/2003	5/16/2003	5/16/2003	5/16/2003	5/22/2003	5/19/2003	5/19/2003	5/19/2003	5/19/2003	5/19/2003	5/19/2003	5/19/2003	5/22/2003
Chlorinated Pesticides																													
4,4'-DDD	ppm	0.0033	1.8	8.9	62	120	0.0033	17	ND - 0.0012 mg/kg	mg/kg	0.002 J	<0.00352	<0.00356	<0.00342	NA	NA	NA	NA	NA	NA	NA	NA	NA	NA	NA	NA	NA	NA	NA
4,4'-DDE	ppm	0.0033	1.7	7.9	47	94	0.0033	136	ND - 0.0094 mg/kg	mg/kg	0.0238	<0.00352	<0.00356	<0.00342	NA	NA	NA	NA	NA	NA	NA	NA	NA	NA	NA	NA	NA	NA	NA
4,4'-DDT	ppm	0.0033	2.6	13	92	180	0.0033	14	0.00061 - 0.015 mg/kg	mg/kg	0.0951	<0.00352	0.00924	0.001 J	NA	NA	NA	NA	NA	NA	NA	NA	NA	NA	NA	NA	NA	NA	NA
Metals																													
Lead	ppm	63	400	400	1,000	3,900	63	450	16.5 - 60.8 mg/kg	ppm	33.4	22.3	22.2	21.1	33.3	NA	NA	NA	NA	90.9	23.6	16.9	8.2	27.4	15.3	14.2	25.1	72.4	17.9
PAHs																													
Naphthalene	ppm	12	100	100	500	1,000	NS	12		µg/kg	NA	NA	NA	NA	NA	<186	<184	<180	<183	<740	NA	63 J	< 360	< 740	< 380	< 720	< 700	140 J	NA
2-Methylnaphthalene	ppm	NS	NS	NS	NS	NS	NS	NS		µg/kg	NA	NA	NA	NA	NA	NA	NA	NA	NA	73 J	NA	210 J	< 360	78 J	< 380	85 J	88 J	250 J	NA
Dibenzofuran	ppm	NS	14	59	350	1,000	NS	210		µg/kg	NA	NA	NA	NA	NA	NA	NA	NA	NA	<740	NA	37 J	< 360	< 740	< 380	< 720	< 700	< 780	NA
Acenaphthene	ppm	20	100	100	500	1,000	20	98		µg/kg	NA	NA	NA	NA	NA	<186	<184	<180	<183	<740	NA	< 710	< 360	< 740	< 380	< 720	< 700	83 J	NA
Phenanthrene	ppm	100	100	100	500	1,000	NS	1,000	ND - 480 mg/kg	µg/kg	NA	NA	NA	NA	NA	<186	<184	<180	<183	<740	NA	150 J	< 360	38 J	< 380	< 720	54 J	420 J	NA
Fluorene	ppm	30	100	100	500	1,000	30	386	ND - 23 mg/kg	µg/kg	NA	NA	NA	NA	NA	<186	<184	<180	<183	<740	NA	< 710	< 360	< 740	< 380	< 720	< 700	140 J	NA
Anthracene	ppm	100	100	100	500	1,000	NS	1,000	ND - 61 mg/kg	µg/kg	NA	NA	NA	NA	NA	<186	<184	<180	<183	<740	NA	< 710	< 360	< 740	< 380	< 720	< 700	66 J	NA
Pyrene	ppm	100	100	100	500	1,000	NS	1,000	ND - 750 mg/kg	µg/kg	NA	NA	NA	NA	NA	<186	<184	<180	<183	<740	NA	< 710	< 360	< 740	< 380	< 720	< 700	67 J	NA
Chrysene	ppm	1	1	3.9	56	110	NS	1[1]	ND - 680 mg/kg	µg/kg	NA	NA	NA	NA	NA	<186	<184	<180	<183	<740	NA	< 710	< 360	< 740	< 380	< 720	< 700	46 J	NA
Total SVOCs									ND - 5,613 mg/kg																				
Volatiles																													
Acetone	ppm	0.05	100	100	500	1,000	2.2	0.05	ND - 3.1 mg/kg	µg/kg	NA	NA	NA	NA	NA	< 113	<112	10.3 J	<111	<12	NA	< 11	< 10	< 11	13	< 12	< 10	41 J	NA
cis-1,2-Dichloroethene	ppm	0.25	59	100	500	1,000	NS	0.25		µg/kg	NA	NA	NA	NA	NA	<5.64	<5.59	<5.46	1.2 J	NA	NA	NA	NA	NA	NA	NA	NA	NA	NA
Tetrachloroethene	ppm	1.3	5.5	19	150	300	2	1.3		µg/kg	NA	NA	NA	NA	NA	1 J	1.4 J	0.854 J	2.36 J	2 J	NA	8 J	< 10	< 11	< 12	< 12	< 10	< 53	NA
Trichloroethene	ppm	0.47	10	21	200	400	2	0.47		µg/kg	NA	NA	NA	NA	NA	7.38	6.03	4.55 J	8.71	17	NA	32	17	5 J	19	3 J	2 J	43 J	NA
Methylene Chloride	ppm	0.05	51	100	500	1,000	12	0.05		µg/kg	NA	NA	NA	NA	NA	<5.64	<5.59	<5.46	<5.54	12	NA	6 J	28 B	11 J	19	18	5 J	43 J	NA
1,2-Dichloroethene (Total)	ppm	NS	59	100	500	1,000	NS	0.25		µg/kg	NA	NA	NA	NA	NA	NA	NA	NA	NA	5 J	NA	4 J	< 10	< 11	< 12	< 12	< 10	< 53	NA
Toluene	ppm	0.7	100	100	500	1,000	36	0.7		µg/kg	NA	NA	NA	NA	NA	<5.64	<5.59	<5.46	<5.54	<12	NA	< 11	< 10	< 11	< 12	< 12	< 10	6 J	NA
Chlorobenzene	ppm	1.1	100	100	500	1,000	40	1.1		µg/kg	NA	NA	NA	NA	NA	<5.64	<5.59	<5.46	<5.54	<12	NA	< 11	< 10	< 11	< 12	< 12	< 10	96	NA
Total VOCs									ND - 3.1 mg/kg																				

* These samples are from areas that were excavated and resampled, but the resampling only included lead.
Only results above detection limits or NYSDEC SCO's are listed.
NS - No Standard
NA- Not analyzed
J - estimated value
B - analyte was detected in method blank.
ND - Denotes a non-detect without a numerical reporting limit.
NYS Soil Cleanup Standards: Highlighted cell indicates highest standard that the sample exceedes.

- Unrestricted
- Residential
- Restricted - Residential
- Commercial
- Industrial

Table 4-2

AOC 3 Groundwater Sample Results for Permanent Wells
NEIP, Guilderland, NY
2013-2015 Supplemental RI Investigation

LOCATION			MW-1				MW-2				MW-3		MW-4-2				MW-5			
SAMPLING DATE			6/24/2013		4/2/2014		6/27/2013		4/2/2014		5/12/2014		6/27/2013		4/2/2014		6/26/2013		4/3/2014	
	NY-AWQS	Units		Qual		Qual		Qual		Qual				Qual		Qual		Qual		Qual
Tetrachloroethene	5	µg/L	0.5	U	0.5	U	0.5	U	0.5	U	0.5	U	0.5	U	0.5	U	0.5	U	0.5	U
Vinyl chloride	2	µg/L	1	U	1	U	1	U	1	U	1	U	1	U	1	U	1	U	1	U
Trichloroethene	5	µg/L	0.5	U	0.5	U	**2.08**		**1.93**		0.5	U	0.5	U	0.5	U	**1.96**		**2.37**	
cis-1,2-Dichloroethene	5	µg/L	0.5	U	0.5	U	0.5	U	0.5	U	0.5	U	0.5	U	0.5	U	**0.5**	J	**0.708**	

LOCATION			MW-6				MW-8				MW-9					
SAMPLING DATE			6/27/2013		4/3/2014		6/24/2013		4/2/2014		6/25/2013		4/2/2014		7/16/2015	
	NY-AWQS	Units		Qual		Qual		Qual		Qual		Qual		Qual		Qual
Tetrachloroethene	5	µg/L	0.5	U	0.5	U	**0.4**	J	**0.3**	J	**0.3**	J	**0.2**	J	0.4	U
Vinyl chloride	2	µg/L	1	U	1	U	1	U	1	U	1	U	1	U	0.4	U
Trichloroethene	5	µg/L	**0.722**		**0.715**		**6.26**		**3.7**		**6.75**		**3.72**		**1.00**	
cis-1,2-Dichloroethene	5	µg/L	0.5	U	0.5	U	**1.95**		**2.07**		**1.12**		**0.686**		**0.4**	J

LOCATION			MW-10				MW-11		MW-12	
SAMPLING DATE			4/3/2014		5/18/2015		4/3/2014		4/3/2014	
	NY-AWQS	Units		Qual		Qual		Qual		Qual
Tetrachloroethene	5	µg/L	**0.816**		**0.7**	J	0.5	U	**0.3**	J
Vinyl chloride	2	µg/L	1	U	0.4	U	1	U	1	U
Trichloroethene	5	µg/L	**5.55**		**1.10**		**1.00**		**2.05**	
cis-1,2-Dichloroethene	5	µg/L	**0.654**		**0.3**	J	0.5	U	**0.3**	J

NY-AWQS - New York State Ambient Water Quality Standards (TOGS 1.1.1)

All groundwater samples analyzed prior to 1 August 2014 were by Alpha Analytical of Westborough, Massachusetts.

All groundwater samples analyzed after 1 August 2014 were by Test America of Burlington, Vermont.

All analytical results are expressed in micrograms per liter (µg/L).

J: Estimated - The analyte was positively identified; the quantitation is an estimation.

U: Not detected above the Limit of Quantitation (LOQ) for this compound.

Highlighted values in bold exceed NYSDEC TOGS 1.1.1.

All data has been validated.

TABLE 4-3

AOC 3
SUMMARY OF ANALYTICAL RESULTS - SHALLOW and DEEP TEMPORARY GROUNDWATER MONITORING WELL SAMPLING
(2013 and 2014)
NEIP,
GUILDERLAND, NEW YORK

June 2013 Groundwater Investigation

Sample I.D.		Tetrachloroethene	Trichloroethene	cis-1,2-Dichloroethene	Vinyl Chloride
NYSDEC TOGS 1.1.1		(5 µg/L)	(5 µg/L)	(5 µg/L)	(2 µg/L)
	Sample Depth				
STW-1	~ 15 '	0.5 U	**3.96**	**0.3 J**	1.0 U
STW-2	~ 15 '	**0.3 J**	**6.76**	**0.501**	1.0 U
STW-3	~ 15 '	**0.772**	**11.5**	**0.876**	1.0 U
DUP-1-6-13	~ 15 '	**0.724**	**11.2**	**0.83**	1.0 U
STW-4	~ 14 '	**1.25**	**18.4**	**1.87**	1.0 U
STW-5	~ 14 '	0.5 U	**3.68**	**0.3 J**	1.0 U
DTW-1	~ 40 '	0.5 U	**7.96**	**16**	**1.41**
DTW-2	~ 65 '	0.5 U	**2.21**	**0.4 J**	1.0 U
DTW-3	~ 60 '	0.5 U	**0.4 J**	**2.7**	1.0 U

August 2013 Groundwater Investigation

Sample I.D.		Tetrachloroethene	Trichloroethene	cis-1,2-Dichloroethene	Vinyl Chloride
NYSDEC TOGS 1.1.1		(5 µg/L)	(5 µg/L)	(5 µg/L)	(2 µg/L)
	Sample Depth				
STW-6	~ 23 '	**0.509**	**12.45**	**1.088**	1.0 U
STW-7	~ 26 '	0.5 U	0.5 U	0.5 U	1.0 U
STW-8	~ 14 '	0.5 U	0.5 U	0.5 U	1.0 U
STW-9	~ 20 '	0.5 U	0.5 U	0.5 U	1.0 U
STW-10	~ 20 '	0.5 U	**1.45**	0.5 U	1.0 U
STW-11	~ 20 '	0.5 U	**0.4 J**	0.5 U	1.0 U
DUP-1-8-28-13		0.5 U	**0.5 J**	0.5 U	1.0 U
STW-12	~ 25 '	0.5 U	0.5 U	0.5 U	**0.6 J**
STW-13	~ 20 '	0.5 U	**0.4 J**	**0.3 J**	1.0 U
STW-14	~ 19 '	0.5 U	**0.728**	**0.2 J**	1.0 U
STW-15	~ 25 '	0.5 U	0.5 U	0.5 U	1.0 U
STW-16	~ 25 '	0.5 U	0.5 U	0.5 U	1.0 U
DTW-4	~ 65 '	0.5 U	0.5 U	0.5 U	1.0 U
DTW-5*	~ 65 '	ND	ND	ND	ND

October 2014 Groundwater Investigation

Sample I.D.		Tetrachloroethene	Trichloroethene	cis-1,2-Dichloroethene	Vinyl Chloride
NYSDEC TOGS 1.1.1		(5 µg/L)	(5 µg/L)	(5 µg/L)	(2 µg/L)
	Sample Depth				
STW-17	~ 30 '	0.4 U	0.4 U	0.4 U	0.4 U
DUP-2-10-13	~ 30 '	0.4 U	0.4 U	0.4 U	0.4 U

Notes
All groundwater samples for 2013 analyzed by Alpha Analytical of Westborough, Massachusetts.
All groundwater samples for October 2014 were analyzed by Test America of Burlington, Vermont.
All analytical results are expressed in micrograms per liter (µg/L).
Analytes detected above laboratory detecting limit are bolded.
J: Estimated - The analyte was positively identified; the quantitation is an estimation.
U - Not detected above the Limit of Quantitation (LOQ) for this compound.
ND - Denotes a non-detect without a numerical reporting limit.
Bolded indicates a detection.
Highlighted and bolded values exceed NYSDEC TOGS 1.1.1.
* Due to the lack of water in this sample, it was run as a soil sample.
DUP-1-8-28-13 collected at STW-11.
DUP-1-6-13 collected at STW-3
DUP-2-10-13 collected at STW-17

TABLE 4-4
CUMULATIVE
ANALYTICAL RESULTS - IRRIGATION WELL SAMPLING
AOC 3
NEIP, Guilderland, New York

Sample I.D.		**Irrigation Well #1**													
(Former ID's)		**(Supply Well)**													
		12/3/2003	**3/25/2004**	**6/17/2004**	**8/18/2004**	**9/28/2004**	**1/3/2005**	**3/30/2005**	**7/1/2005**	**8/31/2006**	**11/28/2006**	**4/27/2010**	**6/21/2011**	**9/19/2014**	**5/19/2015**
Volatile Compound	NYSDEC TOGS 1.1.1														
Tetrachloroethene	(5 µg/L)	< 0.25 U	< 0.25 U	< 0.25 U	< 0.25 U	< 0.25 U	< 0.25 U	< 0.25 U	< 0.25 U	< 1.0 U	< 1.0 U	< 0.1 U	< 0.5 U	< 0.2 U	< 0.40 U
Trichloroethene	(5 µg/L)	< 0.25 U	< 0.25 U	**12.5**	**0.281**	< 0.25 U	< 0.25 U	< 0.25 U	**5.45**	< 1.0 U	< 1.0 U	**1.8**	< 0.5 U	< 0.2 U	< 0.40 U
cis-1,2-Dichloroethene	(5 µg/L)	< 0.25 U	< 0.25 U	**3.57**	< 0.25 U	< 0.25 U	< 0.25 U	< 0.25 U	**1.57**	< 1.0 U	< 1.0 U	< 0.1 U	< 0.5 U	< 0.2 U	< 0.40 U
Vinyl Chloride	(2 µg/L)	< 0.25 U	< 0.25 U	< 0.25 U	< 0.25 U	< 0.25 U	< 0.25 U	< 0.25 U	< 0.25 U	< 1.0 U	< 1.0 U	< 0.1 U	< 0.5 U	< 0.26 U	< 0.40 U

Sample I.D.		**Irrigation Well #2**				**Irrigation Well #3**			**Irrigation Well #4**			**Irrigation Well #5**				**Blended**
(Former ID's)		**(Well #1)**				**(Well #2)**			**(Well #3)**			**(Well #4)**				**All 5 Wells**
		6/21/2011	**10/13/2011**	**9/19/2014**	**5/18/2015**	**6/21/2011**	**9/18/2014**	**5/18/2015**	**6/21/2011**	**9/18/2014**	**5/18/2015**	**6/21/2011**	**10/31/2011**	**9/18/2014**	**5/18/2015**	**10/13/2011**
Volatile Compound	NYSDEC TOGS 1.1.1			Sample Depth ~55' bgs	Sample Depth ~55' bgs		Sample Depth ~55' bgs	Sample Depth ~55' bgs		Sample Depth ~55' bgs	Sample Depth ~55' bgs			Sample Depth ~55' bgs	Sample Depth ~55' bgs	
Tetrachloroethene	(5 µg/L)	< 0.5 U	< 0.5 U	< 0.2 U	< 0.40 U	< 0.5 U	< 0.2 U	< 0.40 U	< 0.5 U	< 0.2 U	< 0.40 U	< 0.5 U	< 0.5 U	< 0.2 U	< 0.40 U	< 0.5 U
Trichloroethene	(5 µg/L)	**0.4 J**	**1.4 J**	**0.9 J**	**0.4 J**	< 0.5 U	< 0.2 U	< 0.40 U	< 0.5 U	< 0.2 U	< 0.40 U	**6.7**	**10**	< 0.2 U	< 0.40 U	**1 J**
cis-1,2-Dichloroethene	(5 µg/L)	< 0.5 U	**0.2 J**	**1.32**	**1.2**	< 0.5 U	**0.3 J**	**0.3 J**	**0.4 J**	< 0.2 U	< 0.40 U	**2.8**	**2.6**	< 0.2 U	< 0.40 U	**0.3 J**
Vinyl Chloride	(2 µg/L)	< 0.5 U	< 0.5 U	< 0.26 U	< 0.40 U	< 0.5 U	< 0.26 U	< 0.40 U	< 0.5 U	< 0.26 U	< 0.40 U	< 0.5 U	< 0.5 U	< 0.26 U	< 0.40 U	< 0.5 U

Notes:
Supplemental RI Groundwater samples analyzed by Test America in Burlington, Vermont (2014 and 2015 analyses)
All analytical results are expressed in micrograms per liter (µg/L).
All Data has been Validated
J: Estimated - The analyte was positively identified; the quantitation is an estimation.
U: Not detected above the Limit of Quantitation (LOQ) for this compound.
Highlighted values in bold exceed NYSDEC TOGS 1.1.1.

Table 4-5

AOC 3 Soil Gas Analytical Results

NEIP, Guilderland, NY

			August 2013 Soil Gas Sampling														February 2014 Gas Vapor Sampling							
LOCATION			SG-1		SG-2		SG-3		SG-4		SG-5		SG-6		DUP-1-8-26-13		SG-7		SG-8		SG-9		Dup-2-20-14-1	
SAMPLING DATE			8/27/2013		8/26/2013		8/26/2013		8/26/2013		8/26/2013		8/26/2013		8/26/2013		2/20/2014		2/20/2014		2/20/2014		2/20/2014	
LAB SAMPLE ID															(Duplicate for SG-4)								(Duplicate for SG-9)	
SAMPLE DEPTH (ft.)			8'		8'		8'		8'		8'		8'		8'		8'		8'		8'		8'	
		Units		Qual		Qual		Qual		Qual		Qual		Qual		Qual		Qual		Qual		Qual		Qual
Volatile Organics in Air - Alpha Analytical																								
Vinyl chloride		ug/m3	1.02	U D	0.511	U	1.02	U D	5.11	U D	0.511	U	1.02	U D	5.11	U D	<0.511	U	<0.511	U	<0.511	U	<0.511	U
cis-1,2-Dichloroethene		ug/m3	1.59	U D	0.793	U	**56.7**	D	**382**	D	**0.6**	J	1.59	U D	**343**	D	<0.793	U	**0.3**	J	**2.77**		**3.12**	
Trichloroethene		ug/m3	**46.2**	D	**6.34**		**666**	D	**4060**	D	**120**		**1.7**	J D	**3790**	D	<1.07	U	**36.9**		**3.93**		**4.73**	
Tetrachloroethene		ug/m3	**2.2**	J D	**1.83**		**15.1**	D	**53.3**	D	**2.18**		**2.6**	J D	**52.1**	D	<1.36	U	**4.65**		**0.8**	J	**0.8**	J

		April 2014 Soil Gas Sampling									
LOCATION		SG-10		SG-11		SG-12		SG-13		DUP-1-4-22-14	
SAMPLING DATE		4/22/2014		4/22/2014		4/22/2014		4/22/2014		4/22/2014	
LAB SAMPLE ID										Duplicate for SG-13	
SAMPLE DEPTH (ft.)		4'		8 '		8'		8'		8'	
	Units		Qual		Qual		Qual		Qual		Qual
Volatile Organics in Air - Alpha Analytical											
Vinyl chloride	ug/m3	**0.782**		0.511	U	1.02	U D	0.511	U	0.511	U
cis-1,2-Dichloroethene	ug/m3	0.793	U	0.793	U	1.59	U D	**3.71**		**3.8**	
Trichloroethene	ug/m3	1.07	U	1.07	U	**1.8**	J D	**32.5**		**34.4**	
Tetrachloroethene	ug/m3	1.36	U	1.36	U	2.71	U D	**0.7**	J	**0.8**	J

		August 2014 Soil Gas Sampling																		October 2014			
LOCATION		SG-14		SG-15		SG-16		SG-18		SG-19		SG-20		SG-21		SG-21 Dup		SG-22		SG-17		DUP-1-10-13	
SAMPLING DATE		8/19/2014		8/18/2014		8/19/2014		8/18/2014		8/19/2014		8/19/2014		8/19/2014		8/19/2014		8/19/2014		10/13/2014		10/13/2014	
SAMPLE TYPE										Sub-Slab		Sub-Slab		Sub-Slab		Sub-Slab		Sub-Slab		8 '		Dup for SG-17	
SAMPLE DEPTH (ft.)		8'		8'		8'		8'															
	Units		Qual		Qual		Qual		Qual		Qual		Qual		Qual		Qual		Qual		Qual		Qual
Volatile Organics in Air - Test America																							
Vinyl chloride	ug/m3	2.4	U	1.4	U	3.8	U	3.1	U	0.82	U	0.2	U	0.2	U	0.2	U	0.2	U	0.31	U	0.31	U
cis-1,2-Dichloroethene	ug/m3	**1300**	D	**19**	D	5.9	U	**13**	D	1.3	U	0.32	U	0.32	U	0.32	U	0.32	U	1.3	U	1.3	U
Trichloroethene	ug/m3	**2300**	D	**340**	D	**10**	J D	**250**	D	**7.9**	D	**0.4**	J	**1.1**		**1.0**	J	**0.4**	J	0.64	U	0.64	U
Tetrachloroethene	ug/m3	**54**	D	**9.7**	D	3.8	U	**7.0**	D	**930**	D	**0.6**	J	**0.6**	J	**0.6**	J	**0.5**	J	**1.8**	J D	**2**	J D

			November 2014 Soil Gas Sampling							
LOCATION			SG-23		SG-24		SG-25		SG-AA	
SAMPLING DATE			11/20/2014		11/20/2014		11/20/2014		11/20/2014	
LAB SAMPLE ID									Duplicate SG-24	
SAMPLE DEPTH (ft.)			Subslab		indoor air		ambient Air		Indoor Air	
	Indoor Air Guideline Value NYSDOH	Units		Qual		Qual		Qual		Qual
Volatile Organics in Air - Test America										
Vinyl chloride		ug/m3	0.23	U	0.077	U	0.077	U	0.077	U
cis-1,2-Dichloroethene		ug/m3	0.95	U	0.32	U	0.32	U	0.32	U
Trichloroethene	2	ug/m3	**3.7**	D	0.16	U	0.16	U	0.16	U
Tetrachloroethene	30	ug/m3	**440**	D	**1.4**		**0.3**	J	**1.3**	

Bold indicates a detection.
J - estimated value
U - Not detected above the Limit of Quantitation (LOQ) for this compound.
D - Concentration of analyte was quantified from diluted analysis.
All data has been validated.
All data analyzed prior to 1 August 2014 was analyzed by Alpha Analytical, Inc. All data after 1 August 2014 was analyzed by Test America, Inc.

Irrigation Well #5	
Oct-11	
(Depth: 46-63')	
VOC	µg/L
TCE	10
Sep-14	
TCE	0.2 U
May-15	
TCE	0.4 U

STW-16	
Aug-13	
(Depth: 21 -25')	
VOC	µg/L
TCE	0.5 U

Irrigation Well #4	
Jun-11	
(Depth: 42-62')	
VOC	µg/L
TCE	0.5 U
Sep-14	
TCE	0.2 U
May-15	
TCE	0.4 U

STW-12	
Aug-13	
(Depth: 21 -25')	
VOC	µg/L
TCE	0.5 U

Irrigation Well #3	
Jun-11	
(Depth: 41-61')	
VOC	µg/L
TCE	0.5 U
Sep-14	
TCE	0.2 U
May-15	
TCE	0.4 U

Irrigation Well #2	
Oct-11	
(Depth: 44-64')	
VOC	µg/L
TCE	1.4 J
Sep-14	
TCE	0.9 J
May-15	
TCE	0.4 J

STW-6	
Aug-13	
(Depth: 19 -23')	
VOC	µg/L
TCE	12.45

MW-12	
Apr-14	
(Depth: ~15')	
VOC	µg/L
TCE	2.05

STW-15	
Aug-13	
(Depth: 21 -25')	
VOC	µg/L
TCE	0.5 U

STW-5	
Jun-13	
(Depth: ~10')	
VOC	µg/L
TCE	3.68

Irrigation Well #1	
Jun-11	
(Depth: not known)	
VOC	µg/L
TCE	0.5 U
Sep-14	
TCE	0.2 U
May-15	
TCE	0.4 U

STW-4	
Jun-13	
(Depth: ~10')	
VOC	µg/L
TCE	18.4

STW-17	
Oct-14	
(Depth: ~ 30')	
VOC	µg/L
TCE	0.4 U

DTW-4	
Aug-13	
(Depth: 62 -66')	
VOC	µg/L
TCE	0.5 U

DTW-3	
Jun-13	
(Depth: ~61')	
VOC	µg/L
TCE	0.4 J

STW-14	
Aug-13	
(Depth: 15 -19')	
VOC	µg/L
TCE	0.728

MW-10	
Apr-14	
(Depth: ~15')	
VOC	µg/L
TCE	5.55
15-May	
TCE	1.1

STW-13	
Aug-13	
(Depth: 16 -20')	
VOC	µg/L
TCE	0.4 J

STW-3	
Jun-13	
(Depth: ~9')	
VOC	µg/L
TCE	11.5

STW-11	
Aug-13	
(Depth: 16 -20')	
VOC	µg/L
TCE	0.4 J

MW-9	
Jun-13	
(Depth: 10.83' bmp)	
VOC	µg/L
TCE	6.75
Apr-14	
TCE	3.72
Jul-15	
TCE	1.00

STW-10	
Aug-13	
(Depth: 16 -20')	
VOC	µg/L
TCE	1.45

MW-11	
Apr-14	
(Depth: ~15')	
VOC	µg/L
TCE	1.00

DTW-2	
Jun-13	
(Depth: ~68')	
VOC	µg/L
TCE	2.21

STW-9	
Aug-13	
(Depth: 16 -20')	
VOC	µg/L
TCE	0.5 U

MW-4-2	
Jun-13	
(Depth: 12.83' bmp)	
VOC	µg/L
TCE	0.5 U
Apr-14	
TCE	0.5 U

STW-8	
Aug-13	
(Depth: 10.5 - 14.5')	
VOC	µg/L
TCE	0.5 U

STW-2	
Jun-13	
(Depth: ~11')	
VOC	µg/L
TCE	6.76

MW-5	
Jun-13	
(Depth: 13.34' bmp)	
VOC	µg/L
TCE	1.96
Apr-14	
TCE	2.37

STW-1	
Jun-13	
(Depth: ~10')	
VOC	µg/L
TCE	3.96

MW-3	
Apr-14	
(Depth: ~15')	
VOC	µg/L
TCE	0.5 U

STW-7	
Aug-13	
(Depth: 13 - 27')	
VOC	µg/L
TCE	0.5 U

MW-6	
Jun-13	
(Depth: 7.07' bmp)	
VOC	µg/L
TCE	0.722
Apr-14	
TCE	0.715

MW-2	
Jun-13	
(Depth: 16.82' bmp)	
VOC	µg/L
TCE	2.08
Apr-13	
TCE	1.93

MW-1	
Jun-13	
(Depth: 16.80' bmp)	
VOC	µg/L
TCE	0.5 U
Apr-14	
TCE	0.5 U

MW-8	
Jun-13	
(Depth: 14.43' bmp)	
VOC	µg/L
TCE	6.26
Apr-14	
TCE	3.7

DTW-1	
Jun-13	
(Depth: ~40')	
VOC	µg/L
TCE	7.96

SCHOOL ROAD
ROUTE 146
MAINTENANCE GARAGE
GUILDERLAND CENTER NURSING HOME
MAINTENANCE BUILDING/ FORMER BUS GARAGE
BLACK CREEK
NEW BUS DEPOT
BUILDING 28
AOC 3
NORTH MAIN GATE ENTRANCE
GUILDERLAND CENTRAL HIGH SCHOOL

LEGEND:

- PHASE II SHALLOW TEMPORARY WELL
- PHASE II DEEP TEMPORARY WELL
- PHASE I SHALLOW TEMPORARY WELL LOCATION
- PHASE I DEEP TEMPORARY WELL LOCATION
- FORMER BURN PIT AREA (AOC 3)
- CREEK FLOW
- GROUNDWATER FLOW
- MONITORING WELL
- IRRIGATION WELL

SCALE IN FEET (APPROXIMATE)

0 120 240 480

N

NOTE:
U INDICATES NOT DETECTED
J INDICATES ESTIMATED CONCENTRATION

DATE	REVISIONS RECORD/DESCRIPTION
	1
	2
	3
	4
	5
	6

THIS DRAWING IS NOT TO BE USED FOR ENGINEERING PURPOSES

DRAWN BY:	MVF
DESIGN BY:	MVF
CHECK BY:	LH
PROJ. NO:	610.36
SCALE:	AS SHOWN
DATE:	02-01-2016

SUPPLEMENTAL RI - GROUNDWATER TCE RESULTS

USACE - NORTHEAST INDUSTRIAL PARK AOC-3

GUILDERLAND ALBANY COUNTY, NY

US ARMY CORPS OF ENGINEERS- BALTIMORE DISTRICT

FIGURE 4-1

P:\2016\USACE-NAB\AOC3\CAD\2016-06-28 GW Investagation TCE results.dwg, 6/28/2016 1:47:49 PM, mvanflue

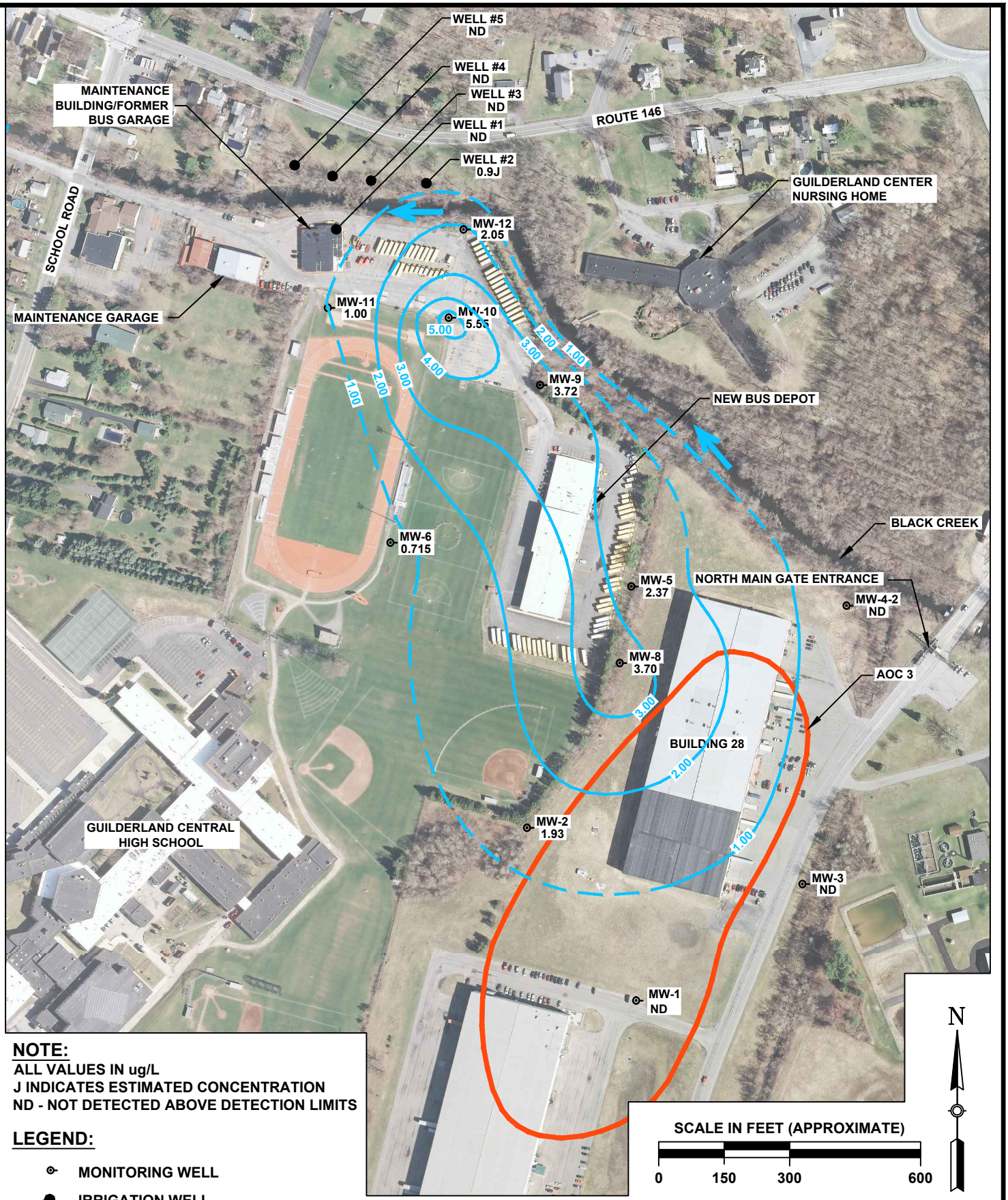

NOTE:

ALL VALUES IN ug/L
J INDICATES ESTIMATED CONCENTRATION
ND - NOT DETECTED ABOVE DETECTION LIMITS

LEGEND:

- MONITORING WELL
- IRRIGATION WELL
- FORMER BURN PIT AREA (AOC 3)
- CREEK FLOW
- 2.00 — TCE ISOCONCENTRATION LINE (DASHED WHERE INFERRED)

DRAWN BY:	MVF
DESIGN BY:	MVF
CHECK BY:	LH
PROJ. NO:	610.39
SCALE:	AS SHOWN
DATE:	02-01-2016

AOC 3 - 2014 TCE CONCENTRATION IN GROUNDWATER

USACE - NORTHEAST INDUSTRIAL PARK AOC 3

GUILDERLAND — ALBANY COUNTY, NY

US ARMY CORPS OF ENGINEERS-BALTIMORE DISTRICT

FIGURE 4-2

P:\2015\USACE NAB\TO 0009 NEIP AOC 3\CAD\2016-02-01 - AOC 3 April 2014 TCE Cocnetration in groundwater.dwg, 2/3/2016 4:34:07 PM, mvanflue

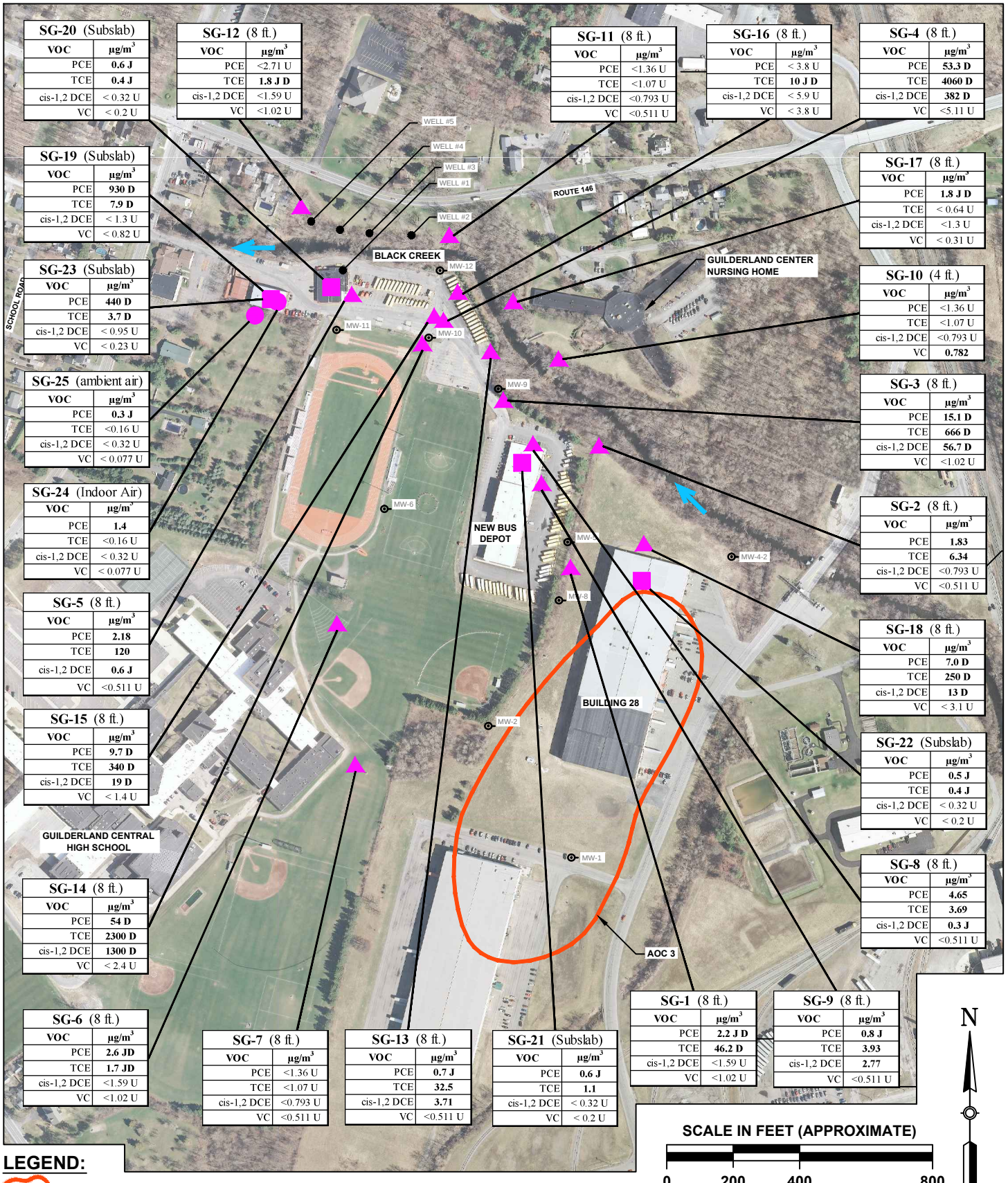

P:\2016\USACE-NAB\AOC3\CAD\2016-06-28 Supplemental RI Soil vapor TCE results.dwg, 6/28/2016 12:14:21 PM, mvanflue

5.0 FATE AND TRANSPORT

5.1 HYDROGEOLOGIC EVALUATION

Section 5 of this report presents the site characteristics including the geology and hydrogeology of the AOC 3 site area. In summary the dominant surface water feature in the vicinity is Black Creek to the north-northwest, which flows west/northwest into the Bozen Kill and subsequently into the Watervliet Reservoir. Black Creek is the primary drainage feature in the vicinity of the NEIP and lies directly north of the AOC 3 and Guilderland School properties. Based on the last measurements taken for the 2007 RI, the elevation of Black Creek is higher than the water table elevations at AOC 3, indicating that Black Creek is a "losing" stream in this area (recharging groundwater).

The shallow groundwater flow direction beneath the AOC 3 area, including the NEIP and Guilderland school properties, is to the northwest, grading to the north on the school property near Black Creek. Based on the past investigations, it appears that the deep and shallow aquifers are hydraulically connected. Hydraulic gradients from the present Supplemental RI data indicate gradients ranging from 7.3×10^{-3} in the northern portion of the site near Black Creek to 1.6×10^{-3} feet per foot in the southern area of the AOC 3 study area.

5.1.1 Regional Groundwater Model Results

In May 2012, H2H subcontracted HGL to research and construct a steady state groundwater flow model in the region around AOC 3 to investigate whether potential hydraulic flow paths exist from AOC 3 to or towards irrigation wells operated by the Guilderland High School that could support the transport of TCE known to have been disposed of at AOC 3. In addition, HGL was instructed to use the model to determine if operating irrigation wells might influence local groundwater flow patterns sufficiently to create flow conditions that might not otherwise exist and allow dissolved contaminants in the water to flow towards and be captured by the irrigation wells. The following paragraphs briefly summarize the work phases executed to construct and apply the groundwater model. Those work phases were: data collection and analysis; conceptual site model (CSM) development; model construction and calibration; simulations and results.

5.1.1.1 Data Collection and Analysis

Site-specific data was collected from the Administrative Record (AR) provided by H2H Associates to support the development of a groundwater model, to identify potential gaps in the data contained in the AR, and to identify actions to gather more data or more reliable data. Regional data sources were also investigated to fill data gaps found in the AR. Site data was collected in the form of hydraulic head measurements at active monitoring wells on 4 December 2012 that would be used for calibrating the steady state flow model.

5.1.1.2 CSM and Model Construction

Data was extracted from a variety of sources obtained during the data collection effort to establish the physical boundaries of the model: boundary conditions; soil and climatological parameters; recharge: initial hydraulic head conditions in the ground and river stage elevations in Black Creek, Normans Kill, and the Watervliet Reservoir; water elevations in other surface water features; and the location and depth of irrigation wells. A finite difference model grid was constructed that consists of 4 model layers with 184 rows and 184 columns over a 14.3 square

mile region centered over the NEIP site. Grid cells vary in size from 200-ft by 200-ft to 50-ft by 50-ft. Hydraulic conductivity values ranged from 100 to 5 ft/day with one small region at 1000 ft/day. Recharge rates ranged from 2 inches/year from paved surfaces up to 12 inches/year for non-developed lands in the northern part of the model. The southern half of the model was assigned a recharge rate of 7.5 inches/year.

The detailed CSM is presented in Appendix H. A graphical depiction of the CSM is presented in Figures 5-1 through 5-3.

5.1.1.3 Calibration

Model calibrations were conducted to minimize the mean absolute error (MAE) over the entire model domain (4.51 ft) and within the NEIP site boundaries (3.44 ft) for steady state conditions based on on-site hydraulic heads measured on 4 December 2012 and longer term off-site water table elevations. On-site measured groundwater elevations ranged from 299 ft above mean sea level (AMSL) to 316 ft AMSL. While the calibration errors are not large compared to the overall groundwater elevations, in the area including AOC 3 and the irrigation wells, the groundwater elevations vary about 4 ft which indicates a degree of uncertainty in establishing local flow direction using the model. Hand-drawn contours of groundwater elevation indicate a NW flow direction from AOC 3 towards the irrigation wells. The calibrated model indicates groundwater flowing to the same area. A second transient calibration run was performed to match the results of a pumping test performed at Guilderland Center, north of the irrigation wells, and provided a reasonable match for times greater than 12 hours.

5.1.1.4 Simulations and Results

Several steady state simulations with and without active pumping by 1 or 2 irrigation wells were conducted, followed by particle tracking, to observe the regional flow paths from the extent of AOC 3. In all cases, the general flow direction was NNE to NE from AOC 3 towards Normans Kill. No particles were captured by any of the irrigation wells. Additional simulations were conducted to assess the sensitivity of the model to global changes in recharge, river conductance, and hydraulic conductivity. In all cases, all particles moved to the NE and were not captured by any irrigation wells.

5.1.2 Dimensional Model Results

As discussed in previous sections, current groundwater contamination extends from the former Burn Pit area (source area) to the northwest. Based on the most recent groundwater elevation (2014) measurements and the groundwater modeling previously conducted at the site, the groundwater flow direction in both the shallow and deep aquifer is to the northwest.

Although groundwater is not known or expected to be used in the area, it is uncertain whether all homes in this area have converted to the public drinking water supply. There may still be a few homes or businesses that use private wells for drinking water or other purposes. In addition, the Guilderland Central School currently draws irrigation water from a well field located across Black Creek from AOC 3.

A 1-Dimensional Fate and Transport Model (BIOCHLOR) was run to determine the fate and transport of the currently contaminated groundwater located in an area near monitoring wells MW-8, MW-9, and MW-10. The model considered locations MW-8, MW-9, MW-10 as

conservative, constant sources at a concentration equal to the maximum observed in last 5 years without sorption or decay and predicted what the 1-Dimensional concentration distribution will be in 5 to 10 years. Parameters for the BIOCHLOR model are presented in the following table.

Parameter	**Value**	**Rationale**
Hydraulic Conductivity K [cm/s]	7.73E-06	From groundwater velocity calculations memo
Hydraulic Gradient i [ft/ft]	0.00733	From groundwater velocity calculations memo in Northern Area of AOC 3
Effective Porosity n []	0.25	Assumed value for loam and sandy loam
Dispersivity α [ft]	70 **120**	Upper range suggested by BIOCHLOR **Conservative assumption**
Retardation Coefficient R []	2.40 **1.00**	Based on geotechnical data from MW-5 Bulk Density = Use specific gravity (G_s = 2.7 assumed; Υ_w=9.765 kN/m^3;g = 9.81 m/s^2; Υ_d= G_s * $\Upsilon_{w;}$ ρ_b = Υ_d/g) ρ_b = 2.69 g/cm^3 G_s = specific gravity of the solid Υ_w = unit weight of water Υ_d = dry unit weight of the material ρ_b = bulk density K_{oc} = 130 L/kg (typical value from BIOCHLOR) f_{oc} = 0.001 (typical value from BIOCHLOR) **Conservative assumption**
Site-based Biotransformation Rate for TCE l [1/yr]	0.137 **0.0**	Rate based on reduced MW-5 data **Conservative assumption**
Model Width [ft]	**600**	**Assumption**
Model Length[ft]	1200 525 300	Length from MW-8 to beyond irrigation wells Length from MW-9 to beyond irrigation wells Length from MW-10 to beyond irrigation wells

Source Width [ft]	**150**	**Assumption**
Source Thickness from WT [ft]	51.6	Average saturated thickness from AOC 3 to Black Creek along groundwater flow direction {Average saturated thickness in region (R,C) to (R,C) [90,87] to [142,100]= Head - Bot(Layer4) = 51.6'}
Source Concentration [mg/L]	0.00626 0.0075 0.0055	MW-8 Max in last 5 years (6/24/2013) MW-9 Max in last 5 years (6/21/2011) MW-10 Max in last 5 years (4/3/2014)
Simulation Times [yr]	5 10 **100**	Near timeframe Near timeframe **Conservative assumption**

5.1.2.1 Results

Screen captures of the BIOCHLOR program are presented below. Red highlighted input boxes identify inputs corresponding to the monitoring well being examined.

MW-8 Inputs

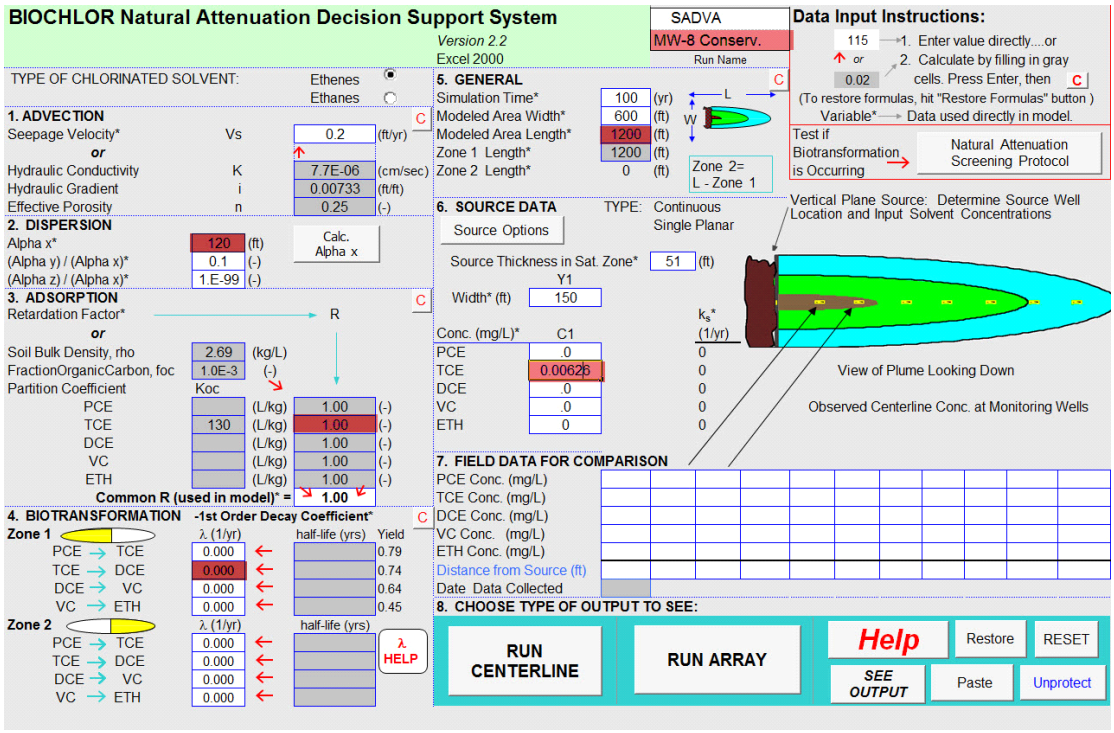

MW-8 Outputs

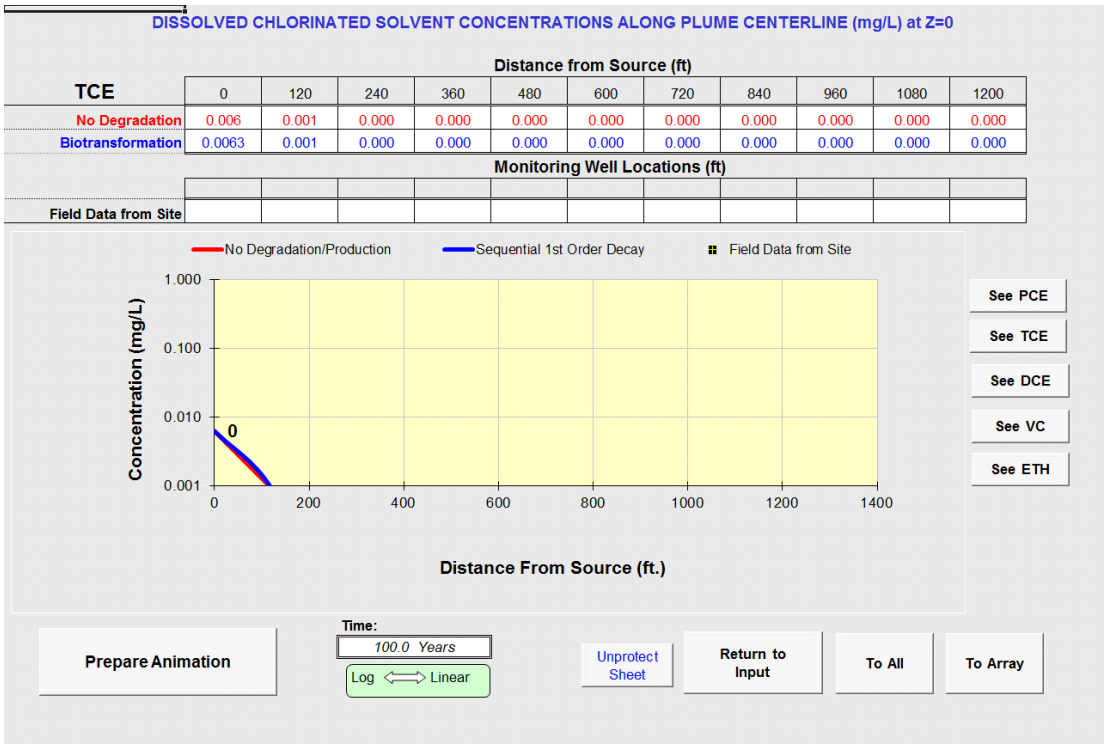

MW-9 Inputs

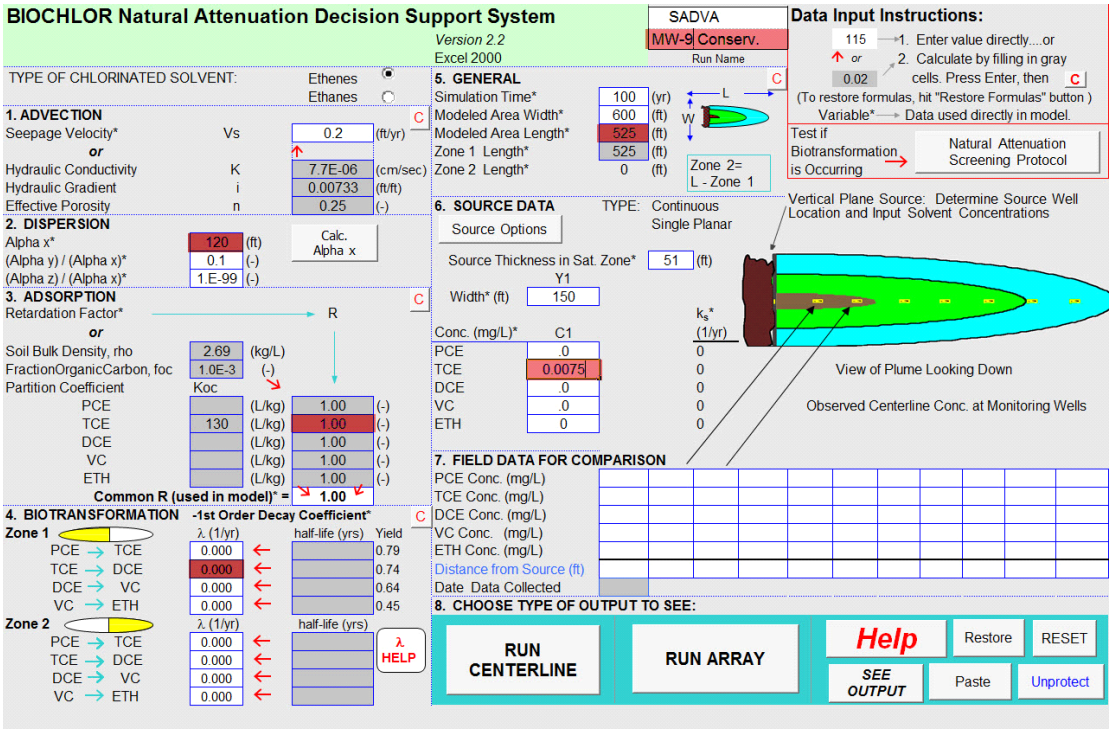

MW-9 Outputs

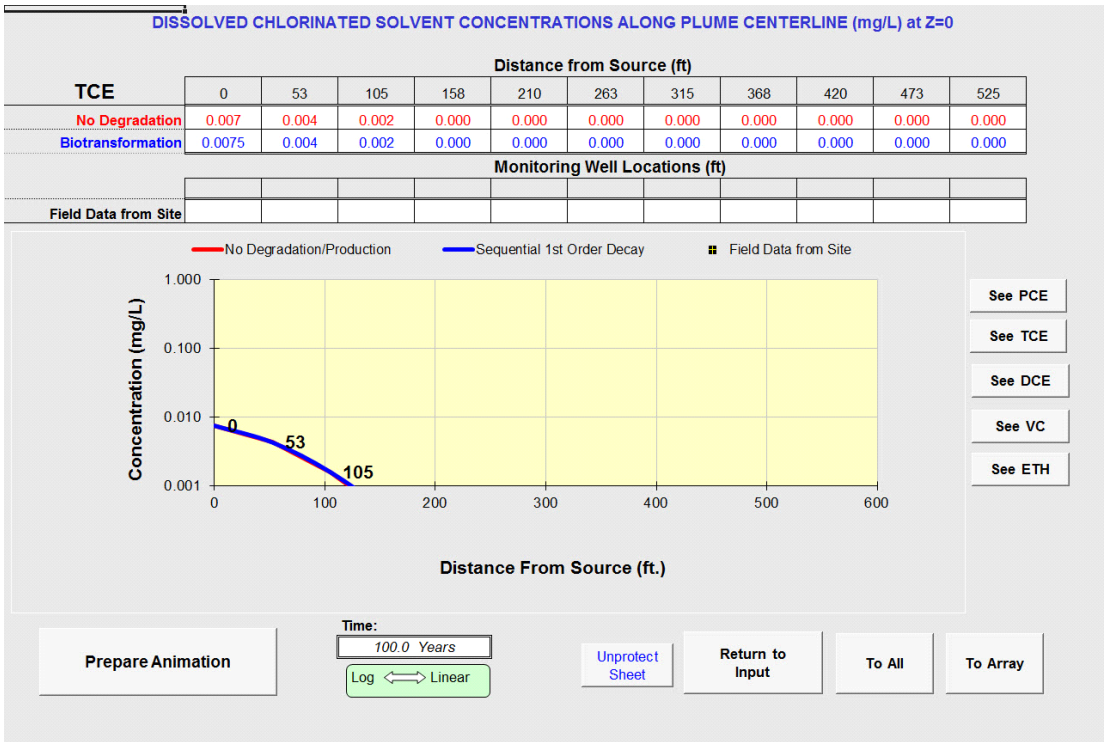

MW-10 Inputs

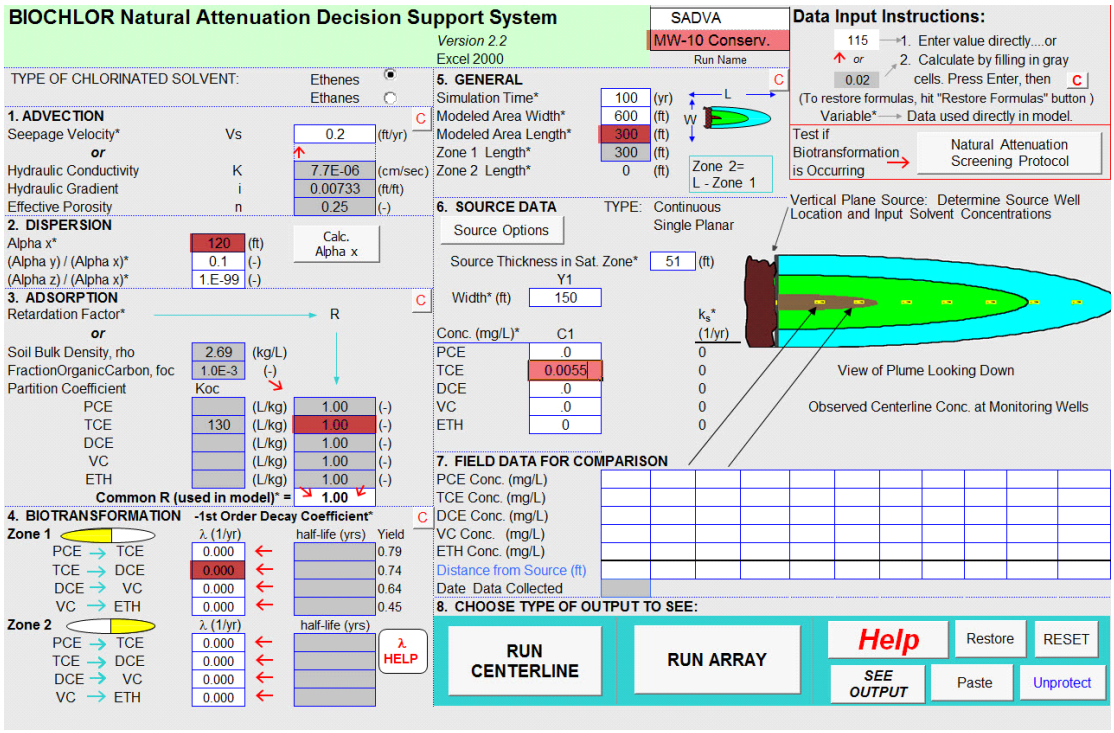

MW-10 Outputs

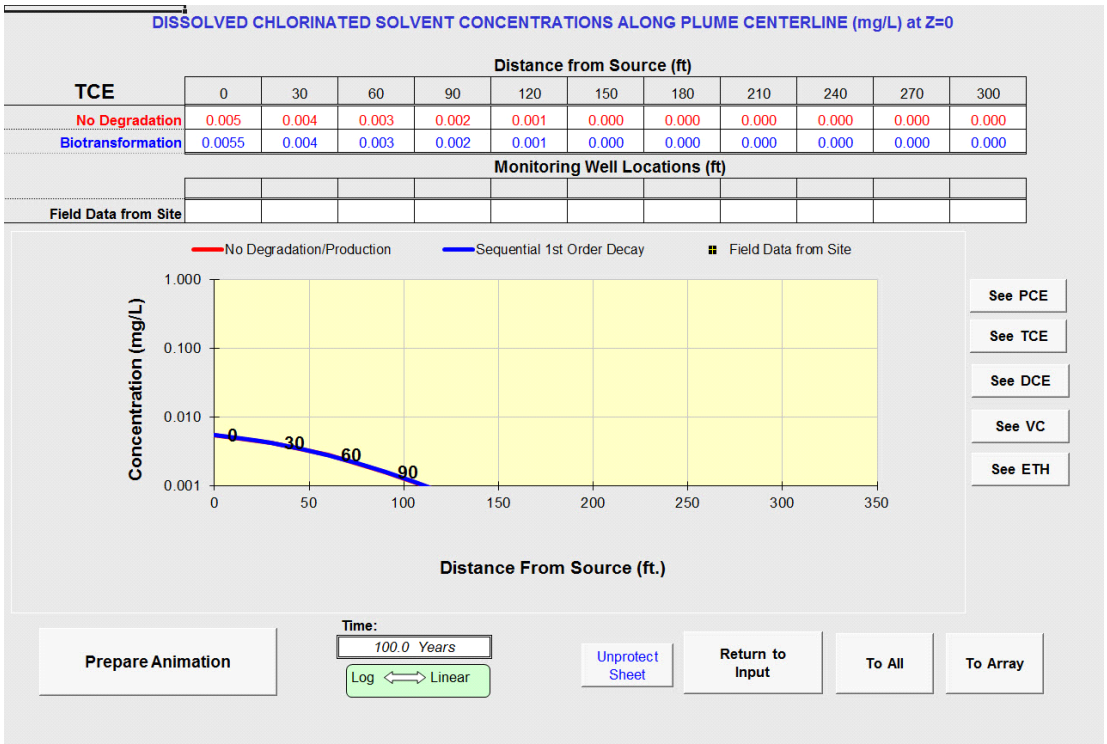

5.1.2.2 Conclusions

As shown above, the following very conservative assumptions were used for the model:

- 100 year simulation time frame
- Constant source concentration
- Source depth equal to saturated thickness
- No retardation or decay
- High dispersion

Using these conservative assumptions, the model showed that TCE did not propagate farther than 120 feet down gradient from any of the monitoring wells greater than 1 µg/L. In addition, 5 µg/L was observed no farther than 50 feet down gradient. The distance to the nearest Guilderland School District irrigation well is approximately 300 feet downgradient of monitoring wells MW-8, MW-9, and MW-10. Therefore, it can be assumed that the slightly elevated TCE concentrations currently observed in the area of monitoring wells MW-8, MW-9, and MW-10 will not impact the downgradient Guilderland School District irrigation wells in the future. Although low concentrations of TCE have been detected in the Guilderland School District irrigation wells, this contamination represents the migration of historical concentrations at monitoring wells MW-8, MW-9, and MW-10. Although this model shows the propagation of TCE, the same conclusions can be drawn for other VOC contaminants at the site (i.e., DCE, PCE, and vinyl chloride). The model indicates that current conditions at these three monitoring wells should not affect the irrigation wells in the future.

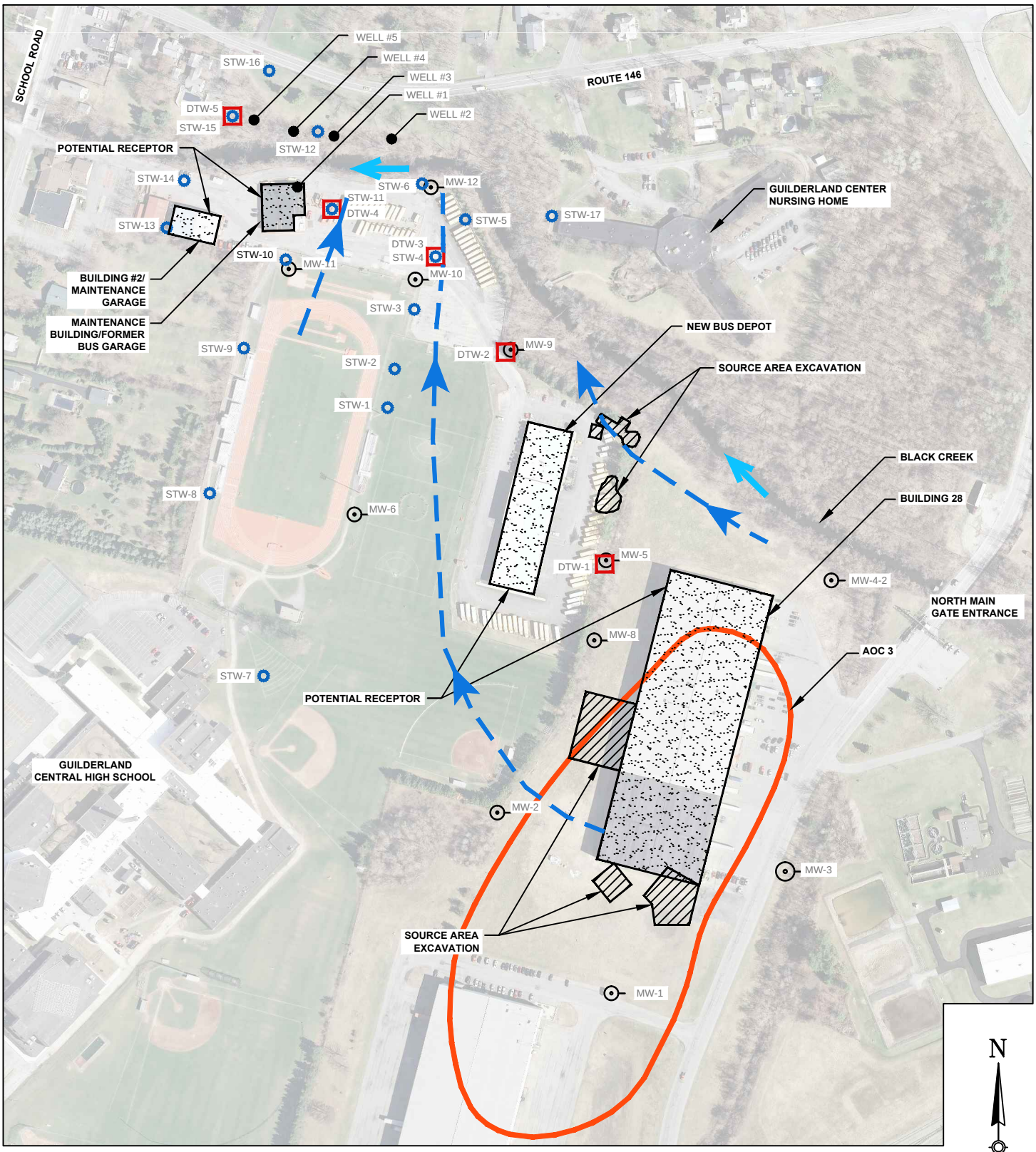

DRAWN BY:	MVF
DESIGN BY:	MVF
CHECK BY:	LH
PROJ. NO:	610.27
SCALE:	AS SHOWN
DATE:	01-21-2016

CSM - SOIL GAS PLAN VIEW

USACE - NORTHEAST INDUSTRIAL PARK AOC 3

GUILDERLAND ALBANY COUNTY, NY

US ARMY CORPS OF ENGINEERS- BALTIMORE DISTRICT

FIGURE 5-1

P:\2015\USACE NAB\TO 0009 NEIP AOC 3\CAD\2016-01-21 CSM - Soil Gas Plan View.dwg, 1/26/2016 2:53:39 PM, mvanflue

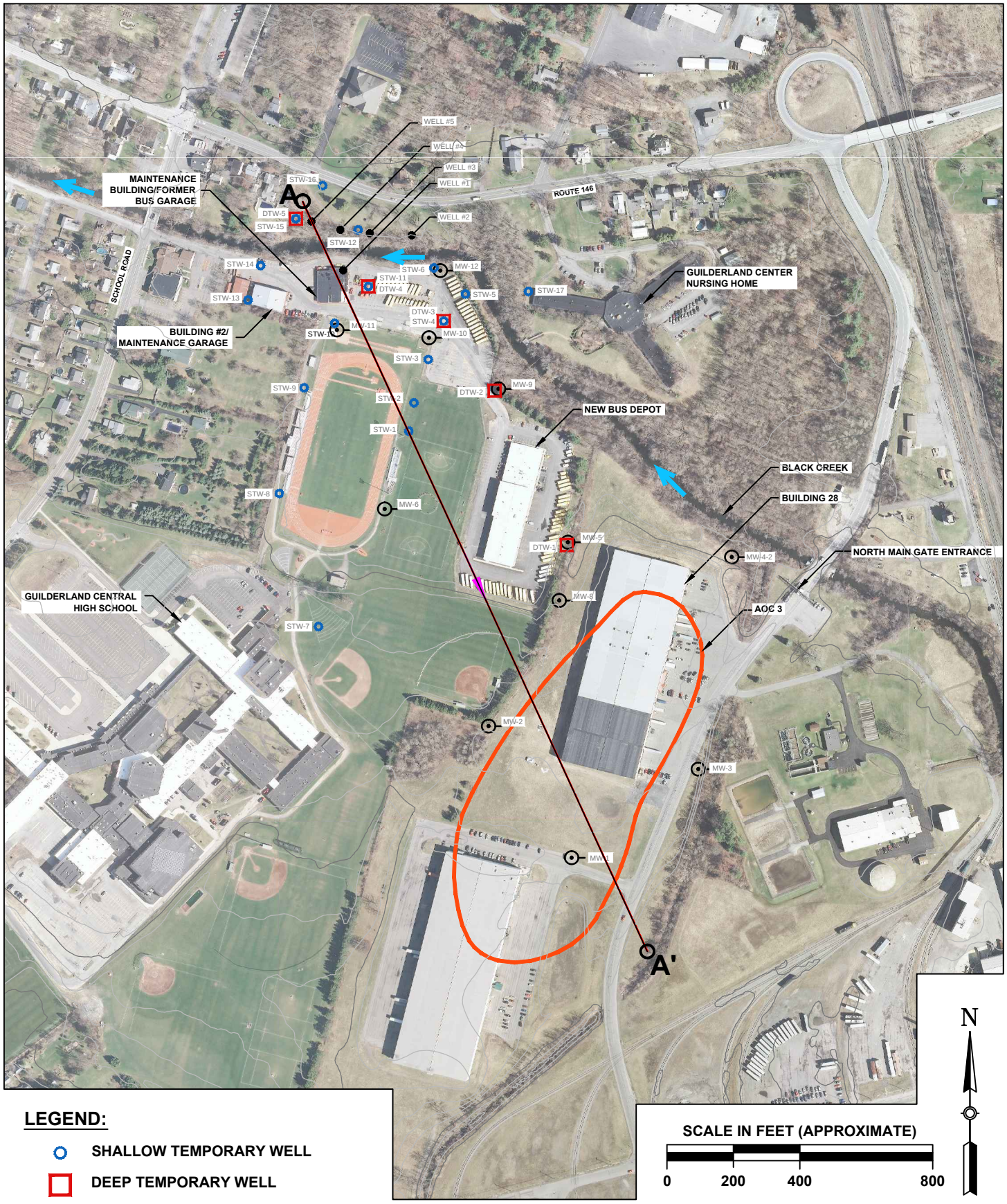

LEGEND:

- SHALLOW TEMPORARY WELL
- DEEP TEMPORARY WELL
- FORMER BURN PIT AREA (AOC 3)
- CREEK FLOW
- MONITORING WELL
- IRRIGATION WELL

DRAWN BY:	MVF
DESIGN BY:	MVF
CHECK BY:	LH
PROJ. NO:	610.27
SCALE:	AS SHOWN
DATE:	10-19-2015

AOC 3 MONITORING WELL PROFILE LOCATION MAP

USACE - NORTHEAST INDUSTRIAL PARK AOC 3

GUILDERLAND, ALBANY COUNTY, NY

US ARMY CORPS OF ENGINEERS-
BALTIMORE DISTRICT

FIGURE 5-2

P:\2015\USACE NAB\TO 0009 NEIP AOC 3\CAD\2015-10-19 AOC-3 monitoring well profile.dwg, 10/20/2015 8:52:23 AM, mvanflue

Profile View of A-A'

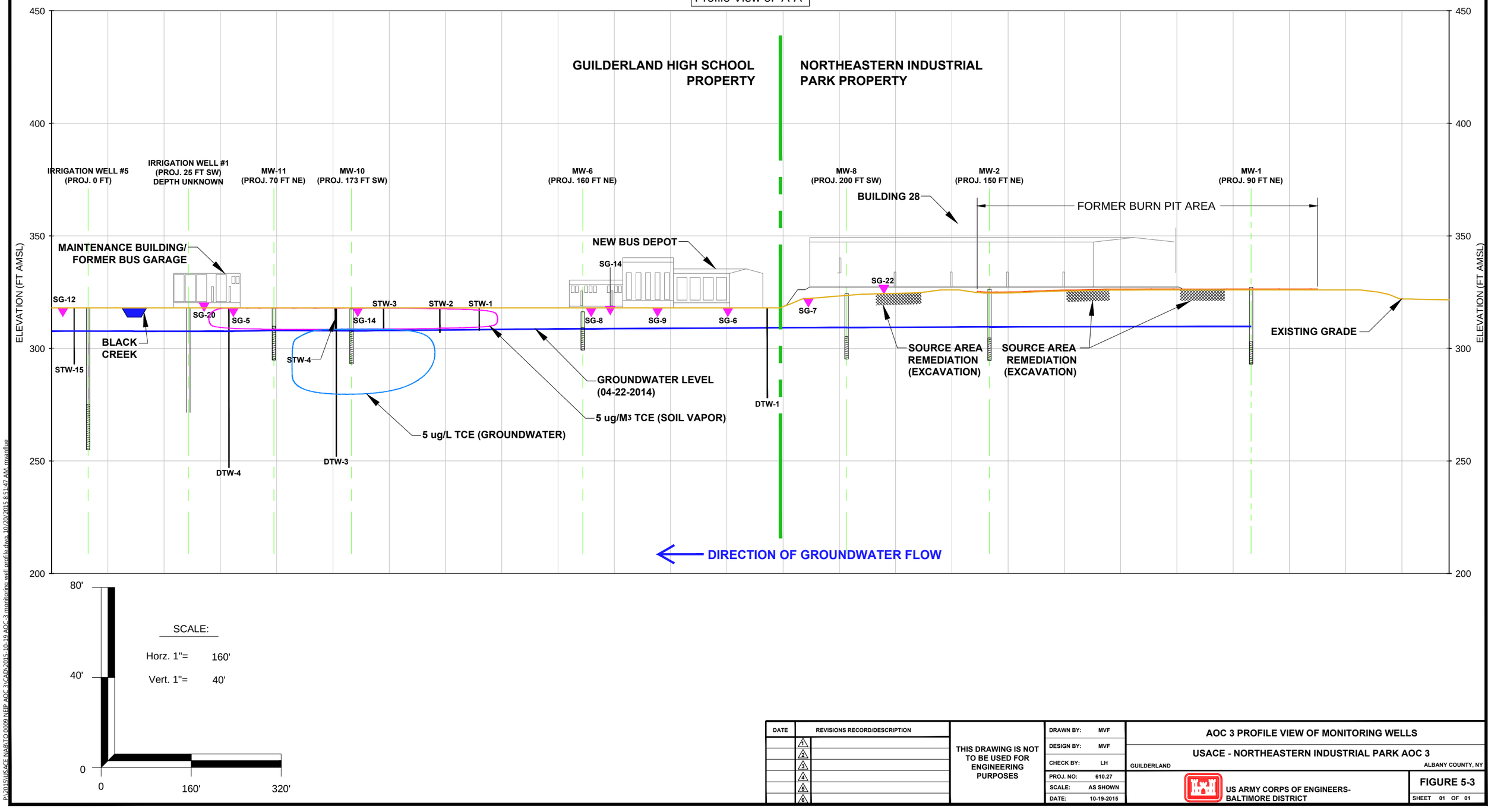

DATE	REVISIONS RECORD/DESCRIPTION
	1
	2
	3
	4
	5
	6

THIS DRAWING IS NOT TO BE USED FOR ENGINEERING PURPOSES

DRAWN BY:	MVF
DESIGN BY:	MVF
CHECK BY:	LH
PROJ. NO:	610.27
SCALE:	AS SHOWN
DATE:	10-19-2015

AOC 3 PROFILE VIEW OF MONITORING WELLS

USACE - NORTHEASTERN INDUSTRIAL PARK AOC 3

GUILDERLAND — ALBANY COUNTY, NY

US ARMY CORPS OF ENGINEERS- BALTIMORE DISTRICT

FIGURE 5-3

SHEET 01 OF 01

P:\2015\USACE NAR TO 0009 NEIP AOC 3\CAD\2015-10-19 AOC 3 monitoring well profile.dwg 10/20/2015 8:51:47 AM mvanflue

6.0 RISK ASSESSMENT

6.1 ECOLOGICAL RISK EVALUATION

A screening-level ecological risk assessment (SLERA) was completed for the SAVDA site in 2007 (Parsons, 2007). AOC 3 is part of SAVDA. The objective of this qualitative SLERA was to evaluate whether unacceptable adverse risks to ecological receptors may be present at the SAVDA, or if risks may be posed to ecological receptors in the present and/or future. The SLERA determined that potential terrestrial ecological receptors are primarily exposed to surface soil and surface water, and aquatic receptors are primarily exposed to sediment and surface water. Prior excavation of the source areas removed the surface soil contamination. In addition, the Supplemental Remedial Investigation for AOC 3 (Parsons, 2002) indicated that Black Creek is a losing stream in the area of AOC 3. In this situation, contaminated groundwater does not discharge to the surface water and there is no complete transport pathway between groundwater and surface water/sediment. The sediment data did not suggest there were significant threats to the health of aquatic life. In the absence of surface soil contamination and a complete transport pathway for groundwater contaminants, there are no complete exposure pathways for terrestrial or aquatic receptors at AOC 3.

6.2 HUMAN HEALTH RISK ASSESSMENT

The purpose of this human health risk assessment (HHRA) is to evaluate the potential threats associated with the residual contamination at AOC 3. This risk assessment was conducted in accordance with the U.S. Environmental Protection Agency (USEPA) Risk Assessment Guidance for Superfund (RAGS) (USEPA, 1989 and subsequent updates) and current USEPA guidance, including Office of Solid Waste and Emergency Services (OSWER) Directive 9200.1-120 and the OSWER Technical Guide for Assessing and Mitigating the Vapor Intrusion Pathway from Subsurface Vapor Sources to Indoor Air. A summary of the HHRA results is included below. Details on the HHRA can be found in Appendix G.

6.2.1 Identification of Chemicals of Potential Concern

A chemical of potential concern is an analyte detected in a given medium (e.g., soil, groundwater, soil gas) at a concentration greater than the health-based screening value. Analytes detected at concentrations less than the screening values are not identified as chemicals of potential concern and are not included in the quantitative HHRA. Because the screening process does not consider the chemical's source (i.e., site-related contaminant vs background constituent), a chemical of potential concern may or may not be a contaminant.

To identify the chemicals of potential concern, the maximum detected concentration of each analyte was compared to the following screening values:

- Soil: June 2015 USEPA residential soil regional screening levels (RSLs) (cancer risk = 1E-06 and non-cancer hazard quotient = 0.1);
- Groundwater: June 2015 USEPA tap water RSLs (cancer risk = 1E-06 and non-cancer hazard quotient = 0.1);
- Indoor air and soil gas: June 2015 USEPA residential air RSLs (cancer risk = 1E-06 and non-cancer hazard quotient = 0.1.

To account for potential contaminant attenuation as the soil gas migrates across the foundation and into the building, the maximum detected soil gas concentration was multiplied by 0.1 prior to comparison against the RSL.

Calcium, magnesium, potassium, and sodium were not identified as chemicals of potential concern because of their status as essential nutrients. All organic compound detections reported for the soil samples are less than the screening value.

Chromium in the environment is present as either hexavalent chromium or trivalent chromium. As indicated by their respective screening values of 0.3 mg/kg for hexavalent chromium and 12,000 mg/kg for trivalent chromium, the hexavalent form is considerably more toxic than the trivalent form. Because the soil samples were not speciated, it is not known how much of the total chromium concentrations represent the hexavalent form versus the trivalent form. For the HHRA, it was necessary to assume a ratio of hexavalent chromium to trivalent chromium. In calculating a soil screening level for total chromium, the EPA RSL table assumes a ratio of 1 part hexavalent chromium to 6 parts trivalent chromium. This ratio was used to estimate the maximum hexavalent chromium and trivalent chromium concentrations in site soil.

The screening of the analytical results against the health-based concentrations is presented in Appendix G. The following contaminants of potential concern were identified as chemicals of potential concern, and thus were included in the HHRA:

- PCE and TCE in soil gas, and
- TCE, cis-1,2-DCE, and vinyl chloride in groundwater.

6.2.2 Potential Receptors and Exposure Pathways at AOC 3

In HHRAs, receptors are people who may be exposed to site contaminants. Exposure pathways are the courses a chemical or physical agent takes from a source to an exposed individual. An exposure pathway describes a unique mechanism by which an individual or population is exposed to chemicals or physical agents at or originating from a site. Each exposure pathway includes a source or release from a source, an exposure point, and an exposure route. If the exposure point differs from the source, a transport/exposure medium (*e.g.*, air) or media (in cases of intermedia transfer) is also included. Identification of potential receptors and exposure pathways is based on the site's current and reasonably foreseeable future land use. The NEIP current land use is industrial, and current receptors consist of outdoor workers and indoor workers. Based on future land use plans described in the NEIP Environmental Impact Statement (Galesi Group, 2005), future land use at NEIP will likely remain industrial. Future residential use of the property is unlikely. Future receptors will include outdoor workers, indoor workers, and construction workers (if the building were to be modified or a new building constructed). The HHRA also considered future residential use of the property to provide a conservative evaluation of potential threats to human health. The future resident represents the most conservative potential receptor for the site.

Downgradient of the NEIP, current land use includes the Guilderland High School and the Guilderland School Bus Garage. Based on the land use categories used for determining soil cleanup objectives, the school property is considered under restricted residential land use. This

definition includes properties that have a common ownership or a single owner/managing entity of the site and includes active recreational uses, which the recreation fields at the Guilderland High school would be considered (NYSDEC, 2006). Potential receptors on the school property include indoor workers, outdoor workers, and students. The reasonably foreseeable future use of the school property is continued use as an educational institution. Residential property is located further to the west and north of this area. An assessment is made for the potential for VOCs to volatilize from shallow groundwater into enclosed buildings, or to impact irrigation wells used by the school.

The potential current and future human receptors and exposure pathways for AOC 3 are discussed below.

6.2.2.1 Soil

Because the historical contamination was buried, the post-excavation soil samples were collected from subsurface soil. Under current land use, there is no complete exposure pathway for subsurface soil.

In the future, construction activities might expose the subsurface soil, bringing it to the ground surface and mixing it with surface soil. Because of these potential soil mixing activities, the future surface soil is assumed to be a mixture of current surface soil and subsurface soil. Under these potential future site conditions, construction workers, outdoor maintenance workers, indoor workers employed at the NEIP or the school, and students could contact what is now subsurface soil. The site is not residential nor is it planned to be converted to residential use. Regardless, hypothetical future residents were assessed as potential receptors in order to evaluate the most conservative, unrestricted use/unrestricted exposure scenario. In summary, the potential receptors for future contact with soil consist of:

- Outdoor maintenance worker at the NEIP (adult). This individual may be exposed via incidental ingestion, dermal contact, and inhalation of volatile or fugitive dust emissions.
- Indoor worker at the NEIP (adult). This individual may be exposed to soil through incidental ingestion of dirt that has been tracked into the building and has settled on desks or other surfaces, but would have negligible exposure via dermal contact or inhalation of volatile or fugitive dust emissions.
- Construction worker (adult). This individual may be exposed via incidental ingestion, dermal contact, and inhalation of volatile or fugitive dust emissions. Because excavation activities can generate substantial amounts of dust, the inhalation exposure route is of particular importance for the construction worker.
- Student trespasser (adolescent). This individual may be exposed via incidental ingestion, dermal contact, and inhalation of volatile or fugitive dust emissions.
- Resident (child, adult, and age-adjusted). This individual may be exposed via incidental ingestion, dermal contact, and inhalation of volatile or fugitive dust emissions

Of the above receptors, potential risks to the indoor worker from exposure to soil were not quantified because they would be less than those for the outdoor maintenance worker.

6.2.2.2 Groundwater

Site groundwater is used to irrigate the school's recreational fields. There is no known use of site groundwater for potable water or production water supply. The NEIP is supplied by the Town of Guilderland Water Department, as are residents north and west of NEIP and the Guilderland Nursing Home. The town's water is obtained from the Watervliet Reservoir and three town wells, and is processed at the Guilderland Water Treatment Plant. Additional treated water is obtained from the City of Albany. Although groundwater is not known or expected to be used in the area, it is uncertain whether all homes in this area have converted to the public drinking water supply. There may still be a few homes or businesses that use private wells for drinking water or other purposes. The Guilderland Central School currently draws irrigation water from a well field located across Black Creek from AOC 3.

Under current site conditions, the only potential exposure pathway for groundwater is incidental contact by an outdoor maintenance worker or student with the irrigation water used by the school. A student would be exposed only if he/she was on the playing fields while the irrigation wells were operating. Because the groundwater contaminants are volatile, contaminants in the irrigation water would readily disperse into the atmosphere and any associated exposure would be negligible. For this reason, the risk assessment did not quantify exposure of the outdoor worker or student to groundwater contaminants in the irrigation water.

In the future, it is possible, but unlikely, for a potable water supply well to be installed in the shallow aquifer. In this situation, the following individuals could be exposed to groundwater contaminants:

- Outdoor workers and indoor workers at the NEIP and Guilderland Central School (adult). These individuals may be exposed through drinking water or showering while at work. Volatile contaminants may be released during water use and be inhaled by the workers.
- Students at the Guilderland Central School (adolescent). Students could be exposed through drinking water from fountains in the school or taking a shower after gym class. Use of water in the school could release volatile chemicals into the indoor air, allowing students to inhale the chemicals.
- Nearby residents (adult, child, and age-adjusted). These individuals may be exposed by ingesting drinking water, contacting water while showering and washing hands, and inhaling volatile chemicals released during showering or other water use activities.

The average depth to groundwater is 15 to 20 feet bgs, but historical gauging data indicate that groundwater can be encountered as shallow as 7 feet bgs. Typical excavations extend no deeper than 10 to 12 feet bgs. Thus, most future excavations at the site are unlikely to intersect the water table. If groundwater were to intrude into the excavation, standard practice would be to dewater the excavation to maintain its stability. Thus, it is unlikely that a future construction worker would be exposed to the site's groundwater.

Because the potential risks for workers and students who use the groundwater as a potable water supply are less than the risks for residents, the HHRA quantified potential risks only for the hypothetical future resident receptor.

6.2.2.3 Soil Gas

As stated previously, PCE, TCE, cis-1,2-DCE, and vinyl chloride were detected in soil gas samples collected at the site. These volatile contaminants may migrate through foundations and accumulate in buildings, such as the warehouse, school, and nearby homes. The current and potential future receptors identified for the vapor intrusion pathway consist of:

- Indoor workers at the NEIP, Guilderland Central School, and Guilderland Nursing Home (adult);
- Students at the Guilderland Central School (adolescent); and
- Residents, including residents of the Guilderland Nursing Home and nearby homes (adult, child, and age-adjusted).

The above receptors may be exposed to soil gas contaminants through inhalation of indoor air.

6.2.3 Risk Characterization

Non-cancer hazard quotients (HQs) and cancer risks are calculated as follows:

- Non-cancer HQs for ingestion and dermal contact equal the chronic daily intake divided by the reference dose.
- Non-cancer HQs for inhalation equal the adjusted air concentration divided by the reference concentration.
- Incremental lifetime cancer risks from ingestion and dermal contact are calculated by multiplying the chronic daily dose by the cancer slope factor.
- Incremental lifetime cancer risks from inhalation equal the adjusted air concentration multiplied by the inhalation unit risk.

Non-cancer effects are based on the threshold concept: there is a dose above which there is a threat to human health and below which there is no threat. The reference dose is the threshold dose, or the quantity of chemical taken in by the body that poses no threat to human health, including to sensitive subpopulations such as children or pregnant women. The non-cancer HQ is the ratio of the chronic daily intake to the reference dose. In a given medium, the HQ for each chemical is summed to yield the non-cancer hazard index (HI). To provide the total HI for a given receptor, the HIs for all exposure media (e.g., soil, soil gas, groundwater) are summed. A non-cancer HI equal to 1 does not pose a threat to human health, but an HI greater than 1 indicates the potential for an adverse health effect. For the initial risk characterization, the HI is calculated without considering how the different chemicals affect the body. If the HI is greater than 1, then the HI is divided up by the various organs that the different chemicals might affect. It is assumed that chemicals that affect the same organ will act together in a cumulative fashion, while chemicals that affect different organs will not interact with each other. Thus, if all target organ HIs are equal to or less than 1, there is no threat to human health.

The cumulative cancer risk is the sum of the incremental lifetime cancer risks calculated for each chemical in each exposure medium. For cancer risk, it is assumed that any dose has the potential to induce cancer. The lower the dose, the less potential there is for cancer induction. EPA has identified a target cancer risk above which the risks are considered to be unacceptable. This risk

range is 1E-06 (one in one million) to 1E-04 (one in ten-thousand). Risks that fall within this range generally do not warrant remediation. Risks less than the target risk range are considered to pose a negligible threat to human health.

The cancer risks and non-cancer HIs are described below.

6.2.3.1 Outdoor Worker

The outdoor maintenance worker may be exposed to future surface soil (i.e., subsurface soil mixed with current surface soil because of future excavation activities) via incidental ingestion, dermal contact, and inhalation of volatile or fugitive dust emissions. The cumulative cancer risk estimated for the outdoor worker's potential exposure to soil is 3E-06, and the non-cancer HI is 0.2. The cancer risk falls on the low end of the EPA target risk range (1E-06 to 1E-04) and the non-cancer HI is less than the target value of 1.

6.2.3.2 Construction Worker

Similar to the outdoor maintenance worker, the future construction worker could be exposed to soil contaminants through incidental ingestion, dermal contact, and inhalation of volatile and fugitive dust emissions. Because of the dust-generating potential of construction activities, the inhalation exposure route is of particular importance to the construction worker. The estimated cancer risk, 7E-07, is less than the EPA target risk range. The total non-cancer HI is 1, but on a target organ basis no HI is greater than 1 indicating that non-cancer effects are not expected for the construction worker.

6.2.3.3 Student

Under current site conditions, the student may be exposed to PCE and TCE via vapor intrusion. Soil gas sample SG-6, collected approximately 200 feet east of the school buildings, had detections of both TCE and PCE. PCE and TCE were not detected in sample SG-7, which was collected south of SG-6 and closer to some of the school buildings. Because it is possible, although unlikely, for the vapors at location SG-6 to migrate into the school building, the HHRA conservatively evaluated this sample's data. The non-cancer HI (0.01) and cancer risk (6E-09) are well below any risk threshold. Under future conditions, the student may be exposed to both future surface soil (i.e., subsurface soil mixed with current surface soil because of future excavation activities) and soil gas. For these combined exposure media, the estimated cumulative cancer risk is 7E-07, which is less than the EPA target risk range. The non-cancer HI is 0.2, less than the target value of 1.

6.2.3.4 Indoor Worker

Indoor workers may be exposed to site contaminants primarily through vapor intrusion. Three indoor worker exposure scenarios were quantified: school worker; NEIP worker; and indoor worker at a future, onsite building. Potential risks to the offsite worker were not quantified because they would be less than the cancer risks for the offsite resident.

The soil gas data resulted in the following risks and HIs:

- Current/future indoor school worker: cancer risk of 6E-08 and non-cancer HI of 0.02;
- Current/future NEIP worker: cancer risk of 1E-08 and non-cancer HI of 0.005; and

- Worker in a future building constructed in the area of highest soil gas concentrations: cancer risk of 6E-05 and non-cancer HI of 19.

The estimated cancer risks and non-cancer HIs indicate no threat to human health for people who work in the buildings currently onsite. These numbers were based on soil gas concentrations for samples collected near the buildings. Each location was sampled once. Because soil gas moves, soil gas concentrations can vary with time and space. The spatial variation is illustrated on Figure 4-3. Comparison of Figure 4-3 to the groundwater concentrations in Figure 4-2 indicates that the highest soil gas concentrations were found near the highest groundwater concentrations, which is to be expected given that the soil gas contaminants volatilized from the groundwater. In 2014, the highest groundwater concentrations were observed at MW-10, which is not near an existing building.

Soil gas concentrations also vary with time. The soil gas samples (both subsurface, subslab and indoor air) were collected over a minimum 8-hour period, and thus reflect average conditions across that sampling time. Soil gas concentrations near and beneath a building vary seasonally as the building switches from heating to cooling. Because only one soil gas sample was collected from each location, the extent of seasonal variation in the soil gas concentrations is not known. It is possible that, during different times of the year, soil gas concentrations and corresponding indoor air concentrations could be higher than those reported for the samples. For the soil gas contaminants to pose a threat to workers in the existing buildings, soil gas concentrations would need to be 50 times higher in the vicinity of the school and 200 times higher beneath the NEIP building than the concentrations detected during the supplemental RI.

As noted above, the highest soil gas concentrations were reported for samples collected near MW-10. There are no buildings in this area. In the future, however, a building could be constructed in the vicinity of MW-10. The cancer risk estimated for a worker in this potential future building falls within the EPA target risk range of 1E-06 to 1E-04. The non-cancer HI for this future receptor, however, is 19, which is greater than the target value of 1. This HI is due entirely to TCE. Epidemiological studies indicate that exposure of the fetus to TCE during the first trimester of pregnancy can cause adverse developmental effects, such as congenital heart defects (EPA, 2011). EPA included these studies in development of the toxicity values for TCE that were used in this risk assessment. These toxicity values are chronic, meaning that they are used to evaluate potential threats to someone who is exposed over an extended period of time, typically more than 7 years. With TCE, however, even short periods of exposure by a pregnant woman could cause fetal heart defects if the concentration is high enough. To ensure protection of a fetus, a TCE HQ greater than 3 is assumed to pose a potential threat to fetal development regardless of exposure duration. The TCE HQ estimated for the potential future building near MW-10 is greater than 3. Based on these calculations, a future building constructed near MW-10 would need controls or systems to mitigate vapor intrusion.

6.2.3.5 Off-Site Resident

For the resident, the non-cancer hazards are calculated separately for the adult resident and child resident. Typically the child resident provides the most conservative, non-cancer hazard analysis. Cancer risks are calculated for the age-adjusted resident, which is an individual who lives at the site from childhood through adulthood. The age-adjusted resident provides a more conservative calculation than estimating the risks separately for a child resident and an adult

resident. For this reason, non-cancer hazards are presented for the adult and child residents, and cancer risks are presented for the age-adjusted resident.

The off-site resident could be exposed only to soil gas via vapor intrusion and groundwater. The offsite resident risks are summarized in the table below. The non-cancer HIs across all exposure media, 0.5 for the child resident and 0.4 for the adult resident, are less than 1, indicating no potential for non-cancer effects. The cancer risk of 3E-05 is within the EPA target risk range (1E-06 to 1E-04).

Receptor	Soil Gas HI/risk	Groundwater HI/risk	Total HI/risk
Child Resident	0.08	0.4	0.5
Adult Resident	0.08	0.3	0.4
Age-adjusted Resident	3E-07	3E-05	3E-05

6.2.3.6 On-Site Resident

The NEIP property's current and expected future land use is industrial. The school property's current and expected future land use is to remain an educational institution. Based on the reasonably foreseeable use of each property, it is unlikely that someone would ever reside on the site. The hypothetical resident receptor was evaluated, however, to provide a conservative evaluation of potential threats to human health. It is assumed that a hypothetical future resident would be exposed to subsurface soil that has been brought to the ground surface through future excavation activities. In addition, it is assumed that the future resident would obtain his/her drinking water from the site groundwater, and would be exposed to soil gas contaminants through the vapor intrusion pathway.

The hazards and risks for hypothetical, future on-site residents are listed below.

- Child resident: non-cancer HI of 84, with HIs for neurological system, development, and immune system, greater than 1. The primary risk drivers are PCE and TCE in indoor air.
- Adult resident: non-cancer HI of 81 with neurological, development, and immune system HIs greater than 1. The primary risk drivers are PCE and TCE in indoor air.
- Age-adjusted resident: cumulative cancer risk of 3E-04, which is greater than the EPA target risk range. The primary risk driver is TCE in indoor air.

Epidemiological studies indicate that exposure of the fetus to TCE during the first trimester of pregnancy can cause adverse developmental effects, such as congenital heart defects (EPA, 2011). EPA included these studies in development of the toxicity values for TCE that were used in this risk assessment.

As discussed above for the indoor worker, a TCE HQ greater than 3 is assumed to have the potential for adverse effects to fetuses regardless of exposure duration. The HIs calculated for the

hypothetical, future on-site residents exceed 3. A future residence constructed at the site would require measures to mitigate vapor intrusion.

6.2.3.7 Summary

In summary, current and reasonably foreseeable future site conditions do not pose a threat to the outdoor worker, student, indoor school worker, indoor NEIP worker, and offsite resident. Potential threats were identified for the indoor worker in a future building constructed in the area of highest soil gas concentrations, and hypothetical future onsite resident. The onsite resident refers to an individual who resides in a house constructed on the site in the vicinity of the sample locations with the highest soil gas detections. Such residences do not exist at this time and are not reasonably foreseeable. Risk drivers consist of PCE and TCE in indoor air.

7.0 APPLICABLE OR RELEVANT AND APPROPRIATE REQUIREMENTS

Section 121(d)(1) of the Comprehensive Environmental Response, Compensation, and Liability Act (CERCLA), 42 USC § 9621(d)(1), requires that response actions attain a degree of cleanup that assures protection of human health and the environment. In accordance with CERCLA and its implementing regulations, the remediation of AOC 3 at the NEIP is subject to applicable or relevant and appropriate federal and state environmental statutes and regulations (ARARs). CERCLA requires that response actions at least attain federal ARARs as well as any state ARARs that are more stringent than federal ARARs (unless waived). (42 U.S.C. § 9621(d); 40 CFR § 300.435(b)(2)). CERCLA (42 USC § 9621(e)) and the NCP (40 CFR § 300.400(e)) provide that permits are not required for on-site response actions under CERCLA. The U.S. Environmental Protection Agency (EPA) has interpreted this exemption to mean "*to waive the requirement to obtain a permit but not the substantive requirements that would be applied through permits*" (see, Management of Remediation Waste under CERCLA, EPA, October 1998).

In addition to ARARs, advisories, criteria, or guidance may be evaluated as To Be Considered (TBC) regulatory items. The NCP provides that the TBC category may include advisories, criteria, or guidance that were developed by EPA, other federal agencies, states, or local governments that may be useful in devising CERCLA remedies. These TBCs are not promulgated and, therefore, are not ARARs.

At the request of USACE, the NYSDEC recommended the following ARARs and TBCs for the site: New York State Remedial Program Cleanup Objectives Part 375, NYSDEC Technical Operation and Guidance Series (TOGS) Section 1.1.1 (Classes GA and Surface Water), NYSDEC Division of Remediation (DER)-10 (Technical Guidance for Site Investigation and Remediation), and NYSDOH Soil Vapor Intrusion Guidance. These ARARs and TBCs have been included in this evaluation.

Three categories of potentially applicable federal and state requirements and guidance were reviewed for this site: (1) chemical-specific; (2) location-specific; and (3) action-specific ARARs and To Be Considered (TBC).

Potential federal and state ARARs and TBCs associated with a remedial action for AOC 3 are included in Appendix F.

8.0 SUMMARY AND RECOMMENDATIONS

8.1 SUMMARY

Limited residual soil contamination at the site is confined to the NEIP and is in the subsurface soil. Under current land use and future foreseeable use, there is no complete exposure pathway for soil. Reasonably foreseeable land use consists of industrial use on the NEIP and continued use of the school property as a school. In the future, excavation associated with construction of new buildings or expansion of existing buildings could bring subsurface soil to the ground surface, allowing future receptors to contact this material.

The direction of groundwater flow in the localized shallow aquifer is to the northwest, based on previous localized groundwater elevation measurements conducted at the site. There is no evidence of a continuous confining layer within the glacial sediments beneath the site area so it is assumed the shallow and deep portions of the aquifer are hydraulically connected. A groundwater contaminant plume consisting primarily of low levels of TCE extends from the AOC 3 burn pit area northwest onto the school property as evidenced from the past sampling events. These low levels of TCE are not evident in the deeper portions of the aquifer with the exception of one deep temporary well (DTW-1) located adjacent to MW-5. Deep wells drilled downgradient from this well, including the irrigation wells, showed no concentrations above AWQS and most wells showed no detectable concentrations of the primary contaminants of concern. Groundwater beneath both the NEIP property and the Guilderland school property presents no unacceptable risk for current or foreseeable future use at either site.

PCE, TCE, cis-1,2-DCE, and vinyl chloride were detected in soil gas samples collected at the site. These volatile contaminants may migrate through foundations and accumulate in buildings, such as the warehouse, school, and nearby homes. The HHRA evaluated the potential intrusion of vapors into the existing buildings on site. Based on the data for samples collected near the buildings, potential vapor intrusion does not pose an unacceptable risk to current receptors. The highest soil gas concentrations were reported for samples collected from an area with no buildings. In the future, if a building were constructed in the area with the highest soil gas concentrations, the vapor intrusion pathway may pose an unacceptable risk to building occupants. The site property owners will be notified that any building constructed near or above the area with the highest soil gas concentrations may need to be designed to include a vapor intrusion mitigation system.

In the absence of surface soil contamination and a complete transport pathway for groundwater contaminants, there are no complete exposure pathways for terrestrial or aquatic receptors at AOC 3.

In summary, the HHRA evaluation of data for soil, groundwater, and soil gas identified no unacceptable risks to human health under current site conditions. If a building is constructed over the area of highest soil gas concentrations, the vapor intrusion pathway may pose an unacceptable risk to the indoor worker depending on the degree of contaminant attenuation that occurs as the soil gas migrates into the building. In addition, potential risks were identified for hypothetical, future on-site residents, although residential use is not reasonably foreseeable. The risk drivers for the on-site resident receptor consist of PCE and TCE in soil gas.

8.2 POTENTIAL DATA GAPS

There do not appear to be any major data gaps in the data collected for the Site that would require additional sampling or measurements to be completed.

8.3 RECOMMENDATIONS

Due to no unacceptable risks identified for current or reasonably foreseeable future use of the site (which includes the portions of the Northeastern Industrial Park and the Guilderland Central School District properties associated with AOC 3), no further action is deemed necessary and a "no further action" *Proposed Plan* will be prepared.

9.0 REFERENCES

ACEMC, 1980. Albany County Environmental Management Council, "Northeast Industrial Park (Voorheesville Depot) and Vicinity, Closed Landfill Study", June 25, 1980.

American Spill Abatement, 1994. "Subsurface Investigation Report, Guilderland Central School District, Bus Garage Facility, Guilderland New York". February.

Arnow, 1949. "The Ground-Water Resources of Albany County, New York", New York Water Power and Control Commission Bulletin GW20.

Buttner, 1997. "In Guilderland, Soils Control Density of Development", Peter J.R. Buttner, Ph.D. from "The Watershed-Drainage Basins of the Watervliet Reservoir".

EA, 1999. *Revised Draft Investigation Report – Wetlands Identification and Delineation, Former Schenectady Army Depot – Voorheesville Area* prepared by EA Engineering Science and Technology, dated June 23, 1999.

EAEST, 2003. EA Engineering, Science and Technology "Revised Draft Investigation Report. Archival Search Former Schenectady Army Depot – Voorheesville Area", dated May 2003.

Galesi Group, 2005. Draft Generic Environmental Impact Statement, Northeastern Industrial Park. June.

Longworth, 1999, Guilderland Central Bus Garage, Spills #93-04769 and #93-04770, Quarterly Report, Longworth Environmental, Inc. August.

NYSDEC and NYSDOH, 2006, New York State Brownfield Cleanup Program, Development of Soil Cleanup Objectives, Technical Support Document, September

Parsons, 2002. Focused Feasibility Study for Area of Concern 3 (AOC 3), Former Schenectady Army Depot – Voorheesville Area, Guilderland, New York. March.

Parsons, 2007. Remedial Investigation Report, Former Schenectady Army Depot – Voorheesville Area, Guilderland, New York. September.

Parsons, 2011, "Groundwater Sampling Report for MW-9 at Area of Concern 3, Former Schenectady Army Depot – Voorheesville Area, Guilderland, New York" November.

Shaw, 2003. Guilderland High School Emergency Response Completion Report, Shaw Environmental, Inc. April 23, 2003, prepared for USACE Baltimore District.

Shaw, 2004. Interim Remedial Measure Area of Concern No. 3 Former Schenectady Army Depot-Voorheesville Area, Guilderland Center, New York, Shaw Environmental, Inc., February 2004, prepared for USACE Baltimore District.

Shaw, 2006. “Final Groundwater Sampling Report – AOC 3”, Shaw Environmental, January 2006.

USACE (2011), Meeting Minutes, Public Meeting, Former Schenectady Army Depot – Voorheesville Area, March 29, 2011. Lynnwood Reformed Church, Schenectady, New York.

USEPA, 2011. Toxicological Review of Trichloroethylene in Support of Summary Information on the Integrated Risk Information System. EPA/635/R-09/011F.

APPENDICES

APPENDIX A

Boring Logs and Monitoring Well Logs/Well Development Forms

H2H Associates	179 River Street Troy New York, 12180 Tel: 518.270-1620 Fax: 518.270-1672	Boring Log	Boring No. **STW-1**

PROJECT: NEIP/AOC 3					Sheet 1 of 1
CLIENT: USACE					Job No. 610.25
DRILLING CONTRACTOR: Zebra Environmental					Meas. Pt. Elev: N/A
PURPOSE: Environmental Investigation					Ground Elev: N/A
DRILLING METHOD: Direct Push		SAMPLE	CORE	CASING	Datum: N/A
DRILL RIG TYPE: Geoprobe 7822DT	Type	Macro Core	---	---	Date Started: 6/26/13
GROUNDWATER DEPTH: N/A	Diam.	1.5 inch	---	---	Date Finished: 6/26/13
MEASURING POINT: N/A	Weight	N/A	Discrete closed piston macro core with a 5 foot barrel length.		Driller: Zack Fordly
DATE OF MEASUREMENT: N/A	Fall	N/A			Inspector: Matt Montario

Depth (feet)	Run	Recovery (%)	PID (PPM)	USC	Geologic Description
					Topsoil, Silty Sand with 30% fines, organics present. Dark Brown.
	1	95% 4.75'/5.0'	0.0	SM	Sandy Silt. ~60% sand, very fine to fine grained. ~40 fines, silt and clay. Light Brown.
5					
	2	53% 2.66'/5.0'	0.0	GM	Gravely Sand. ~50% very fine to coarse sand with rounded gravel up to 1" in size. ~30% fines, silt and clay. Dark Brown.
					No recovery for 7.66'-10.0'
10					
	3	45% 2.25'/5.0'	0.0	GM	Gravely Sand. ~50% very fine to coarse sand with rounded gravel up to 1" in size. ~30% fines, silt and clay. Dark Brown. *Water table encountered at ~10.0'*
					No recovery for 12.25"-15.0"
15					
					End of Boring @ 15 feet.
20					

H2H Associates	179 River Street Troy New York, 12180 Tel: 518.270-1620 Fax: 518.270-1672	Boring Log	Boring No. **STW-2**

PROJECT: NEIP/AOC 3					Sheet 1 of 1
CLIENT: USACE					Job No. 610.25
DRILLING CONTRACTOR: Zebra Environmental					Meas. Pt. Elev: N/A
PURPOSE: Environmental Investigation					Ground Elev: N/A
DRILLING METHOD: Direct Push		SAMPLE	CORE	CASING	Datum: N/A
DRILL RIG TYPE: Geoprobe 7822DT	Type	Macro Core	---	---	Date Started: 6/26/13
GROUNDWATER DEPTH: N/A	Diam.	1.5 inch	---	---	Date Finished: 6/26/13
MEASURING POINT: N/A	Weight	N/A	Discrete closed piston macro core with a 5 foot barrel length.		Driller: Zack Fordly
DATE OF MEASUREMENT: N/A	Fall	N/A			Inspector: Matt Montario

Depth (feet)	Run	Recovery (%)	PID (PPM)	USC	Geologic Description
	1	92% 4.58'/5.0'	0.0		Topsoil, Silty Sand with 30% fines, organics present. Dark Brown.
5					Sandy Silt. ~60% sand, very fine to fine grained. ~20 fines, silt and clay. Tan to Light Brown.
	2	48% 2.42'/5.0'	0.0		Cobble (5.0' - 5.92')
					Sand, very fine to fine sand with gravel, and ~30% fines. Pieces of black shale present, larger than the sampler. Dark Brown.
10					No Recovery for 7.42"-15.0"
	3	45% 2.25'/5.0'	0.0		Sand, very fine to fine sand with rounded gravel, and ~30% fines. Pieces of black shale present, larger than the sampler. Dark Brown. *Water table encouterd at ~10'*
15					No recovery for 12.25"-15.0"
					End of Boring @ 15 feet.
20					

H2H Associates	179 River Street Troy New York, 12180 Tel: 518.270-1620 Fax: 518.270-1672	Boring Log	Boring No. **STW-3**

PROJECT: NEIP/AOC 3					Sheet 1 of 1
CLIENT: USACE					Job No. 610.25
DRILLING CONTRACTOR: Zebra Environmental					Meas. Pt. Elev: N/A
PURPOSE: Environmental Investigation					Ground Elev: N/A
DRILLING METHOD: Direct Push		SAMPLE	CORE	CASING	Datum: N/A
DRILL RIG TYPE: Geoprobe 7822DT	Type	Macro Core	---	---	Date Started: 6/26/13
GROUNDWATER DEPTH: N/A	Diam.	1.5 inch	---	---	Date Finished: 6/26/13
MEASURING POINT: N/A	Weight	N/A	Discrete closed piston macro core with a 5 foot barrel length.		Driller: Zack Fordly
DATE OF MEASUREMENT: N/A	Fall	N/A			Inspector: Matt Montario

Depth (feet)	Run	Recovery (%)	PID (PPM)	USC	Geologic Description
	1	100% 5.0'/5.0'	0.0		Sandy Silt. Very fine to medium grained sand, ~50% silt. Light Brown.
5					Gravely Sand. Fine to coarse griained sand with trace fines, rounded gravel up to 1" in size. Dark Brown. *Water table encountered at ~6.8'*
	2	45% 2.25'/5.0'	0.0		No recovery from 7.25' to 10.0'
10					
	3	45% 3.75'/5.0'	0.0		Sandy Gravel fine to coarse grianed sand, rounded gravel up to 1.5" in size. ~20% fines (silt and clay). Light Brown.
15					No recovery from 13.75 to 15.0'
					End of Boring @ 15 feet.
20					

H2H Associates	179 River Street Troy New York, 12180 Tel: 518.270-1620 Fax: 518.270-1672	Boring Log	Boring No. **DTW-3/STW-4**

PROJECT: NEIP/AOC 3					Sheet 1 of 1
CLIENT: USACE					Job No. 610.25
DRILLING CONTRACTOR: Zebra Environmental					Meas. Pt. Elev: N/A
PURPOSE: Environmental Investigation					Ground Elev: N/A
DRILLING METHOD: Direct Push		SAMPLE	CORE	CASING	Datum: N/A
DRILL RIG TYPE: Geoprobe 7822DT	Type	Macro Core	---	---	Date Started: 6/25/13
GROUNDWATER DEPTH: N/A	Diam.	1.5 inch	---	---	Date Finished: 6/25/13
MEASURING POINT: N/A	Weight	N/A	Discrete closed piston macro core with a 5 foot barrel length.		Driller: Zack Fordly
DATE OF MEASUREMENT: N/A	Fall	N/A			Inspector: Matt Montario

Depth (feet)	Run	Recovery (%)	PID (PPM)	USC	Geologic Description
5	1	75% 4.0'/5.0'	0.0		Pavement 0" to 6" Fill. Gravely Sand. Pavement 0" to 6" Clayey Silt. Trace fine sand. Light Brown. No recovery from 4.0' to 5.0'
10	2	76% 3.83'/5.0'	0.0		Clayey Silt. Trace fine sand. Light Brown. Sand. Fine to coarse grained. Black. Clayey Silt. Trace fine sand. Light Brown. Gravely Sand. Fine to coarse grained sand with trace fines. Rounded gravel up to 1" in size. Dark Brown. *Water table encoutered at ~10-11 feet.*
15	3	57% 2.83'/5.0'	0.0		No recovery from 7.83' to 15.0'
20	4	0% 0.0'/5.0'	0.0		No recovery from 15.0' to 20.0'

H2H Associates	179 River Street Troy New York, 12180 Tel: 518.270-1620 Fax: 518.270-1672	Boring Log	Boring No. **DTW-3/STW-4**

PROJECT: NEIP/AOC 3					Sheet 1 of 1
CLIENT: USACE					Job No. 610.25
DRILLING CONTRACTOR: Zebra Environmental					Meas. Pt. Elev: N/A
PURPOSE: Environmental Investigation					Ground Elev: N/A
DRILLING METHOD: Direct Push		SAMPLE	CORE	CASING	Datum: N/A
DRILL RIG TYPE: Geoprobe 7822DT	Type	Macro Core	---	---	Date Started: 6/25/13
GROUNDWATER DEPTH: N/A	Diam.	1.5 inch	---	---	Date Finished: 6/25/13
MEASURING POINT: N/A	Weight	N/A	Discrete closed piston macro core with a 5 foot barrel length.		Driller: Zack Fordly
DATE OF MEASUREMENT: N/A	Fall	N/A			Inspector: Matt Montario

Depth (feet)	Run	Recovery (%)	PID (PPM)	USC	Geologic Description
	5	42% 2.08'/5.0'	0.0		Gravel. Fine to coarse grianed. Trace sand and trace fines. Dark Brown.
					No recovery from 22.08" to 25"
25					
	6	52% 2.58'/5.0'	0.0		Gravely Sand. Fine to coarse grained sand with trace fines. Rounded gravel up to 1.5" in size. Dark Brown.
					No recovery for 27.58' to 30.0'
30					
	7	91% 4.58'/5.0'	0.0		Gravely Sand. Fine to coarse grained sand with trace fines. Rounded gravel up to 1" in size. Dark Brown.
35					No recovery from 34.58' to 35.0'
	8	28% 1.41'/5.0'	0.0		Gravely Sand. Fine to coarse grained sand with trace fines. Rounded gravel up to 1" in size. Dark Brown.
					No recovery from 36.41' to 40.0'
40					

H2H Associates	179 River Street Troy New York, 12180 Tel: 518.270-1620 Fax: 518.270-1672	Boring Log	Boring No. **DTW-3/STW-4**

PROJECT: NEIP/AOC 3					Sheet 1 of 1
CLIENT: USACE					Job No. 610.25
DRILLING CONTRACTOR: Zebra Environmental					Meas. Pt. Elev: N/A
PURPOSE: Environmental Investigation					Ground Elev: N/A
DRILLING METHOD: Direct Push		SAMPLE	CORE	CASING	Datum: N/A
DRILL RIG TYPE: Geoprobe 7822DT	Type	Macro Core	---	---	Date Started: 6/25/13
GROUNDWATER DEPTH: N/A	Diam.	1.5 inch	---	---	Date Finished: 6/25/13
MEASURING POINT: N/A	Weight	N/A	Discrete closed piston macro core with a 5 foot barrel length.		Driller: Zack Fordly
DATE OF MEASUREMENT: N/A	Fall	N/A			Inspector: Matt Montario

Depth (feet)	Run	Recovery (%)	PID (PPM)	USC	Geologic Description
45	9	38% 1.91'/5.0'	0.0		Sand. Medium to coarse grained with 30% rounded gravel up to 1" in size. Dark Gray. No recovery from 41.91' to 45.0'
50	10	40% 2.0/5.0'	0.0		Sand. Medium to coarse grained with 30% rounded gravel up to 1" in size. Dark Gray. No recovery from 47.0' to 50.0'
55	11	31% 1.58'/5.0'	0.0		Sand. Medium to coarse grained with 30% rounded gravel up to 1" in size. Dark Gray. No recovery from 51.58' to 55.0'
60	12	63% 3.16'/5.0'	0.0		Sand. Fine to coarse grained with trace silt. Dark Gray. Sand. Very fine to fine grained with trace silt. Dark Gray. No recovery from 58.13' to 60.0'

H2H Associates	179 River Street Troy New York, 12180 Tel: 518.270-1620 Fax: 518.270-1672	Boring Log	Boring No. **DTW-3/STW-4**

PROJECT: NEIP/AOC 3					Sheet 1 of 1
CLIENT: USACE					Job No. 610.25
DRILLING CONTRACTOR: Zebra Environmental					Meas. Pt. Elev: N/A
PURPOSE: Environmental Investigation					Ground Elev: N/A
DRILLING METHOD: Direct Push		SAMPLE	CORE	CASING	Datum: N/A
DRILL RIG TYPE: Geoprobe 7822DT	Type	Macro Core	---	---	Date Started: 6/25/13
GROUNDWATER DEPTH: N/A	Diam.	1.5 inch	---	---	Date Finished: 6/25/13
MEASURING POINT: N/A	Weight	N/A	Discrete closed piston macro core with a 5 foot barrel length.		Driller: Zack Fordly
DATE OF MEASUREMENT: N/A	Fall	N/A			Inspector: Matt Montario

Depth (feet)	Run	Recovery (%)	PID (PPM)	USC	Geologic Description
65					No Recovery from 60.0' to 61.0' Refusal at 61'

H2H Associates	179 River Street Troy New York, 12180 Tel: 518.270-1620 Fax: 518.270-1672	Boring Log	Boring No. **STW-5**

PROJECT: NEIP/AOC 3					Sheet 1 of 1
CLIENT: USACE					Job No. 610.25
DRILLING CONTRACTOR: Zebra Environmental					Meas. Pt. Elev: N/A
PURPOSE: Environmental Investigation					Ground Elev: N/A
DRILLING METHOD: Direct Push		SAMPLE	CORE	CASING	Datum: N/A
DRILL RIG TYPE: Geoprobe 7822DT	Type	Macro Core	---	---	Date Started: 6/25/13
GROUNDWATER DEPTH: N/A	Diam.	1.5 inch	---	---	Date Finished: 6/25/13
MEASURING POINT: N/A	Weight	N/A	Discrete closed piston macro core with a 5 foot barrel length.		Driller: Zack Fordly
DATE OF MEASUREMENT: N/A	Fall	N/A			Inspector: Matt Montario

Depth (feet)	Run	Recovery (%)	PID (PPM)	USC	Geologic Description
					Pavement 0" - 6"
					Fill. Gravely Sand.
	1	51% 2.58'/5.0'	0.0		Silty Sand. Very fine to fine sand, ~40% silt. Dark Olive Brown. Organics present.
5					No recovery from 2.58' to 5.0'
					Silty Sand. Very fine to fine sand, ~40% silt. Dark Olive Brown.
	2	70% 3.5'/5.0'	0.0		Silty Clay. ~40% silt. Light Grey Brown. Mildly Plastic
10					No recovery from 8.5" to 10.0'
					Silty Clay. ~40% silt. Light Grey Brown. Mildly Plastic
	3	93% 4.66'/5.0'	0.0		Gravely Sand. Fine to coarse grined sand with rounded gravel up to 1.5" in size and ~30% fines (silt and clay). Dark Gray Brown.
15					
					End of Boring @ 15 feet.
20					

H2H Associates	179 River Street Troy New York, 12180 Tel: 518.270-1620 Fax: 518.270-1672	Boring Log	Boring No. **DTW-1**

PROJECT: NEIP/AOC 3					Sheet 1 of 1
CLIENT: USACE					Job No. 610.25
DRILLING CONTRACTOR: Zebra Environmental					Meas. Pt. Elev: N/A
PURPOSE: Environmental Investigation					Ground Elev: N/A
DRILLING METHOD: Direct Push		SAMPLE	CORE	CASING	Datum: N/A
DRILL RIG TYPE: Geoprobe 7822DT	Type	Macro Core	---	---	Date Started: 6/26/13
GROUNDWATER DEPTH: N/A	Diam.	1.5 inch	---	---	Date Finished: 6/26/13
MEASURING POINT: N/A	Weight	N/A	Discrete closed piston macro core with a 5 foot barrel length.		Driller: Zack Fordly
DATE OF MEASUREMENT: N/A	Fall	N/A			Inspector: Matt Montario

Depth (feet)	Run	Recovery (%)	PID (PPM)	USC	Geologic Description
5					Tan silt, little to some coarse sand and gravel, Dry, no odor, no stain.*
10					Tan silt, some coarse sand gravel, cobbles. Till. Dry.*
15					Tan silty fine sand, some fine to coarse gravel, trace clay. Stiff. Damp. No stain. No odor.*
20					Tan silt to very fine sand, some fine to coarse gravel. Moist to wet.*
					Poor Recovery. Mostly gravel. Wet.*

H2H Associates	179 River Street Troy New York, 12180 Tel: 518.270-1620 Fax: 518.270-1672	Boring Log	Boring No. **DTW-1**

PROJECT: NEIP/AOC 3					Sheet 1 of 1
CLIENT: USACE					Job No. 610.25
DRILLING CONTRACTOR: Zebra Environmental					Meas. Pt. Elev: N/A
PURPOSE: Environmental Investigation					Ground Elev: N/A
DRILLING METHOD: Direct Push		SAMPLE	CORE	CASING	Datum: N/A
DRILL RIG TYPE: Geoprobe 7822DT	Type	Macro Core	---	---	Date Started: 6/26/13
GROUNDWATER DEPTH: N/A	Diam.	1.5 inch	---	---	Date Finished: 6/26/13
MEASURING POINT: N/A	Weight	N/A	Discrete closed piston macro core with a 5 foot barrel length.		Driller: Zack Fordly
DATE OF MEASUREMENT: N/A	Fall	N/A			Inspector: Matt Montario

Depth (feet)	Run	Recovery (%)	PID (PPM)	USC	Geologic Description
25	1	42% 2.08'/5.0'	0.0		Fine to medium grained sand, trace fines. Light Brown. Black Shale. Fine to medium grained sand, trace fines. Light Brown Cobble. No recovery
30	2	38% 1.91'/5.0'	0.0		Cobble. Sand. Fine to coarse grained sand with trace gravel and trace fines. Dark Brown. No recovery
35	3	91% 2.66'/5.0'	0.0		Sand. Fine to coarse grained sand with trace gravel and trace fines. Dark Brown. Same as above except Dark Grey Silty clay. Very stiff. 60% clay. Trace gravel and very fine sand. Dark Gray No recovery
40	4	100% 5.0'/5.0'	0.0		Silty clay. Very stiff. 60% clay. Trace gravel and very fine sand. Dark Gray

*Top 20 feet of log were generated by Parsons in 2001 during the drilling of MW-5.

H2H Associates	179 River Street Troy New York, 12180 Tel: 518.270-1620 Fax: 518.270-1672	Boring Log	Boring No. **DTW-2**

PROJECT: NEIP/AOC 3					Sheet 1 of 1
CLIENT: USACE					Job No. 610.25
DRILLING CONTRACTOR: Zebra Environmental					Meas. Pt. Elev: N/A
PURPOSE: Environmental Investigation					Ground Elev: N/A
DRILLING METHOD: Direct Push		SAMPLE	CORE	CASING	Datum: N/A
DRILL RIG TYPE: Geoprobe 7822DT	Type	Macro Core	---	---	Date Started: 6/27/13
GROUNDWATER DEPTH: N/A	Diam.	1.5 inch	---	---	Date Finished: 6/27/13
MEASURING POINT: N/A	Weight	N/A	Discrete closed piston macro core with a 5 foot barrel length.		Driller: Zack Fordly
DATE OF MEASUREMENT: N/A	Fall	N/A			Inspector: Matt Montario

Depth (feet)	Run	Recovery (%)	PID (PPM)	USC	Geologic Description
					Brown organics and topsoil. Some silt, little rock fragments, dry.*
					Brown and orange silt, compact, dry, no odor or stain.*
					Compacted light brown silt, some gray mottled zones, trace fine sand, dry, no odor or stain.*
5					Same as above, becoming lighter and finer.*
					Light Bown to tan very fine silt, soft, dry.*
					Brown and gray sand, some shale fragments, little f-m gravel, dry.*
10					Brown and gray sand, some shale fragments, little f-m gravel, dry.*
					Brown to tanfine silt, some shale fragments, some quarzite fragments, little rock flour, dry, no odor or stain.*
					Brown and gray silt, some fine to med gravel, dry no odor or stain.*
					Same as above with more rock fragments, moist in tip.*
15					Brown fine silt, some gray and brown shale fragments, trace sand and gravel, dry, moist in tip.*
					Brown silt and fine sand, some rock fragments, no odor or stain, wet at 19.5'.*
20					

H2H Associates	179 River Street Troy New York, 12180 Tel: 518.270-1620 Fax: 518.270-1672	Boring Log	Boring No. **DTW-2**

PROJECT: NEIP/AOC 3					Sheet 1 of 1
CLIENT: USACE					Job No. 610.25
DRILLING CONTRACTOR: Zebra Environmental					Meas. Pt. Elev: N/A
PURPOSE: Environmental Investigation					Ground Elev: N/A
DRILLING METHOD: Direct Push		SAMPLE	CORE	CASING	Datum: N/A
DRILL RIG TYPE: Geoprobe 7822DT	Type	Macro Core	---	---	Date Started: 6/27/13
GROUNDWATER DEPTH: N/A	Diam.	1.5 inch	---	---	Date Finished: 6/27/13
MEASURING POINT: N/A	Weight	N/A	Discrete closed piston macro core with a 5 foot barrel length.		Driller: Zack Fordly
DATE OF MEASUREMENT: N/A	Fall	N/A			Inspector: Matt Montario

Depth (feet)	Run	Recovery (%)	PID (PPM)	USC	Geologic Description
25					Poor recovery, spoon was saturated, little to dark brown silt.* Fine to medium gravel, dark brown to black, well graded, some larger rock fragments, wet, no odor or stain.* Dark brown silt, some rock fragments, trace gravel, wet, no ordor or stain.*
30	1	71% 3.58'/5.0'	0.0		Gravely Sand. Very fine to coarse sand with ~30% fines, rounded gravel up to 1.5" in size. Dark Brown. No recovery for 28.58' to 30.0'
35	2	95% 4.75'/5.0'	0.0		Gravely Sand. Very fine to coarse sand with ~30% fines, rounded gravel up to 1.5" in size. Dark Brown. Sand. Fine to coarse grained. Dark Brown.
40	3	23% 1.16'/5.0'	0.0		Sand. Very fine to coarse grained with trace fines and trace gravel. Dark Gray. No recovery for 36.16' to 40.0'

H2H Associates	179 River Street Troy New York, 12180 Tel: 518.270-1620 Fax: 518.270-1672	Boring Log	Boring No. **DTW-2**

PROJECT: NEIP/AOC 3					Sheet 1 of 1
CLIENT: USACE					Job No. 610.25
DRILLING CONTRACTOR: Zebra Environmental					Meas. Pt. Elev: N/A
PURPOSE: Environmental Investigation					Ground Elev: N/A
DRILLING METHOD: Direct Push		SAMPLE	CORE	CASING	Datum: N/A
DRILL RIG TYPE: Geoprobe 7822DT	Type	Macro Core	---	---	Date Started: 6/27/13
GROUNDWATER DEPTH: N/A	Diam.	1.5 inch	---	---	Date Finished: 6/27/13
MEASURING POINT: N/A	Weight	N/A	Discrete closed piston macro core with a 5 foot barrel length.		Driller: Zack Fordly
DATE OF MEASUREMENT: N/A	Fall	N/A			Inspector: Matt Montario

Depth (feet)	Run	Recovery (%)	PID (PPM)	USC	Geologic Description
45	4	31% 1.58'/5.0'	0.0		Gravel. Rounded gravel up to 1" in size with ~20% fine to coarse sand and trace fines. Dark Gray. No recovery from 41.58' to 45.0'
50	5	31% 1.58'/5.0'	0.0		Gravely Sand. Very fine to coarse sand with ~30% fines, rounded gravel up to 1" in size. Dark Gray. No recovery from 46.58' to 50.0'
55	6	4.58'	0.0		Due to poor recoveries a continous sample was collected from 50.0' to 62.5'. A total of 4.58' of sample was recovered from this section. 0' to 1.08' - Sand. Fine to coarse sand with trace fines. Gray Black. 1.08' to 1.16' - Silty clay, Tan. Mildly plastic. 1.16' to 3.0' - Sand. Fine to coarse grained with trace fines. Dark Gray. 3.0' to 3.02' - Silty clay, Tan. Mildly plastic. 3.02' to 4.58' - Sand. Fine to coarse grained with trace fines. Dark Gray Brown.
60					

H2H Associates	179 River Street Troy New York, 12180 Tel: 518.270-1620 Fax: 518.270-1672	Boring Log	Boring No. **DTW-2**

PROJECT: NEIP/AOC 3					Sheet 1 of 1
CLIENT: USACE					Job No. 610.25
DRILLING CONTRACTOR: Zebra Environmental					Meas. Pt. Elev: N/A
PURPOSE: Environmental Investigation					Ground Elev: N/A
DRILLING METHOD: Direct Push		SAMPLE	CORE	CASING	Datum: N/A
DRILL RIG TYPE: Geoprobe 7822DT	Type	Macro Core	---	---	Date Started: 6/27/13
GROUNDWATER DEPTH: N/A	Diam.	1.5 inch	---	---	Date Finished: 6/27/13
MEASURING POINT: N/A	Weight	N/A	Discrete closed piston macro core with a 5 foot barrel length.		Driller: Zack Fordly
DATE OF MEASUREMENT: N/A	Fall	N/A			Inspector: Matt Montario

Depth (feet)	Run	Recovery (%)	PID (PPM)	USC	Geologic Description
65					Refusal at 62.5' with macro core.
70					Refusal with screened rod for water sample. (smaller point was able to penetrate further than macro core.

*Top 25 feet of log were generated by Parsons in 2001 during the drilling of MW-9.

H2H Associates	179 River Street Troy New York, 12180 Tel: 518.270-1620 Fax: 518.270-1672	Boring Log	Boring No. **STW-6**

PROJECT: NEIP/AOC 3					Sheet 1 of 1
CLIENT: USACE					Job No. 610.26
DRILLING CONTRACTOR: Zebra Environmental					Meas. Pt. Elev: N/A
PURPOSE: Environmental Investigation					Ground Elev: N/A
DRILLING METHOD: Direct Push		SAMPLE	CORE	CASING	Datum: N/A
DRILL RIG TYPE: Geoprobe 7822DT	Type	Macro Core	---	---	Date Started: 8/28/13
GROUNDWATER DEPTH: N/A	Diam.	1.5 inch	---	---	Date Finished: 8/28/13
MEASURING POINT: N/A	Weight	N/A	Discrete closed piston macro core with a 5 foot barrel length.		Driller: Zack Fordly
DATE OF MEASUREMENT: N/A	Fall	N/A			Inspector: Matt Montario

Depth (feet)	Run	Recovery (%)	PID (PPM)	USC	Geologic Description
	1	34% 1.7'/5.0'	0.0		Topsoil/Clean Fill, Dk. Brown
5					No recovery.
	2	76% 3.8'/5.0'	0.0		Silt with clay, mildly plastic, Damp. Dk. Gray.
					Silt with some clay mildy plastic, with trace fine sand, damp. Lt. Gray
10					No recovery.
	3	60% 3.0'/5.0'	0.0		Silt with some clay mildy plastic, with trace fine sand, damp. Lt. Gray
					Lodgement Till. Very fine sand and silt with 40% gravel, damp. Mottled color.
15					No recovery.
	4	70% 3.7'/5.0'	0.0		Lodgement Till. Very fine sand and silt with 40% gravel. Mottled color. Last 14" are wet.
20					No recovery.

H2H Associates	179 River Street Troy New York, 12180 Tel: 518.270-1620 Fax: 518.270-1672	Boring Log	Boring No. **STW-7**

PROJECT: NEIP/AOC 3					Sheet 1 of 1
CLIENT: USACE					Job No. 610.26
DRILLING CONTRACTOR: Zebra Environmental					Meas. Pt. Elev: N/A
PURPOSE: Environmental Investigation					Ground Elev: N/A
DRILLING METHOD: Direct Push		SAMPLE	CORE	CASING	Datum: N/A
DRILL RIG TYPE: Geoprobe 7822DT	Type	Macro Core	---	---	Date Started: 8/27/13
GROUNDWATER DEPTH: N/A	Diam.	1.5 inch	---	---	Date Finished: 8/27/13
MEASURING POINT: N/A	Weight	N/A	Discrete closed piston macro core with a 5 foot barrel length.		Driller: Zack Fordly
DATE OF MEASUREMENT: N/A	Fall	N/A			Inspector: Matt Montario

Depth (feet)	Run	Recovery (%)	PID (PPM)	USC	Geologic Description
	1	94% 4.7'/5.0'	0.0		Topsoil. Sandy Silt. Dk. Brown.
					Cobble
					Sandy Silt with trace clay and gravel. Lt. Brown.
					Cobble
5					No recovery.
	2	84% 4.2'/5.0'	0.0		Lodgement Till. Very fine sand and silt with 40% gravel, damp. Mottled color.
					Black Shale.
					Lodgement Till. Very fine sand and silt with 40% gravel, damp. Mottled color.
10					No recovery.
	3	76% 3.8'/5.0'	0.0		Lodgement Till. Very fine sand and silt with 40% gravel, damp. Mottled color. Clay seam from 12.58 to 12.67' Last 1.0' very wet.
15					No recovery.
	4	36% 1.8'/5.0'	0.0		Lodgement Till. Very fine sand and silt with 40% gravel, wet. Mottled color.
20					No recovery.

H2H Associates	179 River Street Troy New York, 12180 Tel: 518.270-1620 Fax: 518.270-1672	Boring Log	Boring No. **STW-8**

PROJECT: NEIP/AOC 3					Sheet 1 of 1
CLIENT: USACE					Job No. 610.26
DRILLING CONTRACTOR: Zebra Environmental					Meas. Pt. Elev: N/A
PURPOSE: Environmental Investigation					Ground Elev: N/A
DRILLING METHOD: Direct Push		SAMPLE	CORE	CASING	Datum: N/A
DRILL RIG TYPE: Geoprobe 7822DT	Type	Macro Core	---	---	Date Started: 8/27/13
GROUNDWATER DEPTH: N/A	Diam.	1.5 inch	---	---	Date Finished: 8/27/13
MEASURING POINT: N/A	Weight	N/A	Discrete closed piston macro core with a 5 foot barrel length.		Driller: Zack Fordly
DATE OF MEASUREMENT: N/A	Fall	N/A			Inspector: Matt Montario

Depth (feet)	Run	Recovery (%)	PID (PPM)	USC	Geologic Description
					Topsoil. Sandy Silt. Dk. Bown.
	1	53% 2.7'/5.0'	0.0		Lodgement Till. Very fine sand and silt with 40% gravel. Mottled color. Dry.
5					No recovery.
	2	45% 2.3'/5.0'	0.0		Lodgement Till. Very fine sand and silt with 40% gravel. Mottled color. Damp.
10					No recovery.
	3	65% 3.3'/5.0'	0.0		Lodgement Till. Very fine sand and silt with 40% gravel. Mottled color. Wet at ~13' bgs.
15					No recovery. End of boring, refusal at 14.5'
20					

H2H Associates	179 River Street Troy New York, 12180 Tel: 518.270-1620 Fax: 518.270-1672	Boring Log	Boring No. **STW-9**

PROJECT: NEIP/AOC 3					Sheet 1 of 1
CLIENT: USACE					Job No. 610.26
DRILLING CONTRACTOR: Zebra Environmental					Meas. Pt. Elev: N/A
PURPOSE: Environmental Investigation					Ground Elev: N/A
DRILLING METHOD: Direct Push		SAMPLE	CORE	CASING	Datum: N/A
DRILL RIG TYPE: Geoprobe 7822DT	Type	Macro Core	---	---	Date Started: 8/27/13
GROUNDWATER DEPTH: N/A	Diam.	1.5 inch	---	---	Date Finished: 8/27/13
MEASURING POINT: N/A	Weight	N/A	Discrete closed piston macro core with a 5 foot barrel length.		Driller: Zack Fordly
DATE OF MEASUREMENT: N/A	Fall	N/A			Inspector: Matt Montario

Depth (feet)	Run	Recovery (%)	PID (PPM)	USC	Geologic Description
	1	87% 4.3'/5.0'	0.0		Topsoil, Sandy Silt. Dk Brown. Organic Materal.
					Very fine sand and silt with trace clay. Lt. Brown.
					Alternating beds of black shale and very fine sand.
5					No recovery.
	2	68% 3.4'/5.0'	0.0		Alternating beds of black shale and very fine sand.
					Lodgement Till. Very fine sand and silt with 40% gravel. Mottled color. Damp.
10					No recovery.
	3	55% 2.8'/5.0'	0.0		Lodgement Till. Very fine sand and silt with 40% gravel. Mottled color. Last 1.5' is wet.
15					No recovery.
	4	55% 2.8'/5.0'	0.0		Lodgement Till. Very fine sand and silt with 40% gravel. Mottled color. Wet.
20					No recovery.

H2H Associates	179 River Street Troy New York, 12180 Tel: 518.270-1620 Fax: 518.270-1672	Boring Log	Boring No. **STW-10**

PROJECT: NEIP/AOC 3					Sheet 1 of 1
CLIENT: USACE					Job No. 610.26
DRILLING CONTRACTOR: Zebra Environmental					Meas. Pt. Elev: N/A
PURPOSE: Environmental Investigation					Ground Elev: N/A
DRILLING METHOD: Direct Push		SAMPLE	CORE	CASING	Datum: N/A
DRILL RIG TYPE: Geoprobe 7822DT	Type	Macro Core	---	---	Date Started: 8/28/13
GROUNDWATER DEPTH: N/A	Diam.	1.5 inch	---	---	Date Finished: 8/28/13
MEASURING POINT: N/A	Weight	N/A	Discrete closed piston macro core with a 5 foot barrel length.		Driller: Zack Fordly
DATE OF MEASUREMENT: N/A	Fall	N/A			Inspector: Matt Montario

Depth (feet)	Run	Recovery (%)	PID (PPM)	USC	Geologic Description
	1	82% 4.1'/5.0'	0.0		Clean Fill, Sand and Gravel
					Blacktop.
					Very Fine Sandy Silt with trace clay.
5					No recovery.
	2	77% 3.8'/5.0'	0.0		Silt withvery fine sand and trace clay. Lt. Brown
					Lodgement Till. Very fine sand and silt with 40% gravel. Mottled color.
10					No recovery.
	3	57% 2.8'/5.0'	0.0		Lodgement Till. Very fine sand and silt with 40% gravel. Mottled color. Last 0.5 feet wet
15					No recovery.
	4	55% 0.6'/5.0'	0.0		Lodgement Till. Very fine sand and silt with 40% gravel. Mottled color.
					No recovery.
20					End of boring. 18'

H2H Associates	179 River Street Troy New York, 12180 Tel: 518.270-1620 Fax: 518.270-1672	Boring Log	Boring No. **DTW-4/STW-11**

PROJECT: NEIP/AOC 3					Sheet 1 of 1
CLIENT: USACE					Job No. 610.26
DRILLING CONTRACTOR: Zebra Environmental					Meas. Pt. Elev: N/A
PURPOSE: Environmental Investigation					Ground Elev: N/A
DRILLING METHOD: Direct Push		SAMPLE	CORE	CASING	Datum: N/A
DRILL RIG TYPE: Geoprobe 7822DT	Type	Macro Core	---	---	Date Started: 8/28/13
GROUNDWATER DEPTH: N/A	Diam.	1.5 inch	---	---	Date Finished: 8/28/13
MEASURING POINT: N/A	Weight	N/A	Discrete closed piston macro core with a 5 foot barrel length.		Driller: Zack Fordly
DATE OF MEASUREMENT: N/A	Fall	N/A			Inspector: Matt Montario

Depth (feet)	Run	Recovery (%)	PID (PPM)	USC	Geologic Description
					Blacktop. Poor Recovery.
	1	20% 1.0'/5.0'	0.0		No Recovery
5					
					Silt with very fine sand wih trace clay. Light Brown, very wet.
	2	83% 4.2'/5.0'	0.0		Lodgement Till. Very fine sand and silt with 40% gravel. Mottled color. Damp
10					No Recovery
					Silt with very fine sand wih trace clay. Mottled Color.
	3	75% 3.8'/5.0'	0.0		Lodgement Till. Very fine sand and silt with 40% gravel. Mottled color. Bottom 0.5 feet is wet.
15					No Recovery
					Lodgement Till. Very fine sand and silt with 40% gravel. Mottled color. Wet.
	4	48% 2.4'/5.0'	0.0		No recovery
20					

H2H Associates	179 River Street Troy New York, 12180 Tel: 518.270-1620 Fax: 518.270-1672	Boring Log	Boring No. **DTW-4/STW-11**

PROJECT: NEIP/AOC 3					Sheet 1 of 1
CLIENT: USACE					Job No. 610.26
DRILLING CONTRACTOR: Zebra Environmental					Meas. Pt. Elev: N/A
PURPOSE: Environmental Investigation					Ground Elev: N/A
DRILLING METHOD: Direct Push		SAMPLE	CORE	CASING	Datum: N/A
DRILL RIG TYPE: Geoprobe 7822DT	Type	Macro Core	---	---	Date Started: 8/28/13
GROUNDWATER DEPTH: N/A	Diam.	1.5 inch	---	---	Date Finished: 8/28/13
MEASURING POINT: N/A	Weight	N/A	Discrete closed piston macro core with a 5 foot barrel length.		Driller: Zack Fordly
DATE OF MEASUREMENT: N/A	Fall	N/A			Inspector: Matt Montario

Depth (feet)	Run	Recovery (%)	PID (PPM)	USC	Geologic Description
25	5	40% 2.0'/5.0'	0.0		Lodgement Till. Very fine sand and silt with 40% gravel. Mottled color.
					No recovery.
30	6	50% 2.5'/5.0'	0.0		Lodgement Till. Very fine sand and silt with 40% gravel. Mottled color.
					No recovery.
35	7	62% 3.1'/5.0'	0.0		Lodgement Till. Very fine sand and silt with 40% gravel. Mottled color.
					Lodgement Till. Very fine sand and silt with 40% gravel. Color change to Lt. Gray
					No recovery.
40	8	78% 3.9'/5.0'	0.0		Initially same lodgement till as above, gray. Sample Gradually transitions from lodgement till to very coarse sand with interbedded layers of black shale, trace fine sand and silt.
					No recovery.

H2H Associates	179 River Street Troy New York, 12180 Tel: 518.270-1620 Fax: 518.270-1672	Boring Log	Boring No. **DTW-4/STW-11**

PROJECT: NEIP/AOC 3					Sheet 1 of 1
CLIENT: USACE					Job No. 610.26
DRILLING CONTRACTOR: Zebra Environmental					Meas. Pt. Elev: N/A
PURPOSE: Environmental Investigation					Ground Elev: N/A
DRILLING METHOD: Direct Push		SAMPLE	CORE	CASING	Datum: N/A
DRILL RIG TYPE: Geoprobe 7822DT	Type	Macro Core	---	---	Date Started: 8/28/13
GROUNDWATER DEPTH: N/A	Diam.	1.5 inch	---	---	Date Finished: 8/28/13
MEASURING POINT: N/A	Weight	N/A	Discrete closed piston macro core with a 5 foot barrel length.		Driller: Zack Fordly
DATE OF MEASUREMENT: N/A	Fall	N/A			Inspector: Matt Montario

Depth (feet)	Run	Recovery (%)	PID (PPM)	USC	Geologic Description
45	9	83% 4.2'/5.0'	0.0		Coarse sand and gravel, gray. Trace fines.
					No recovery.
50	10	73% 3.7/5.0'	0.0		Coarse sand and gravel, gray. Trace fines.
					No recovery.
55	11	72% 3.6'/5.0'	0.0		Coarse sand and gravel, gray. Trace fines. Fines increasing in bottom 1.0' of sample
					No recovery.
60	12	78% 3.9'/5.0'	0.0		Coarse sand and gravel, gray. Trace fines.
					No recovery.

H2H Associates	179 River Street Troy New York, 12180 Tel: 518.270-1620 Fax: 518.270-1672	Boring Log	Boring No. **DTW-4/STW-11**

PROJECT: NEIP/AOC 3					Sheet 1 of 1
CLIENT: USACE					Job No. 610.26
DRILLING CONTRACTOR: Zebra Environmental					Meas. Pt. Elev: N/A
PURPOSE: Environmental Investigation					Ground Elev: N/A
DRILLING METHOD: Direct Push		SAMPLE	CORE	CASING	Datum: N/A
DRILL RIG TYPE: Geoprobe 7822DT	Type	Macro Core	---	---	Date Started: 8/28/13
GROUNDWATER DEPTH: N/A	Diam.	1.5 inch	---	---	Date Finished: 8/28/13
MEASURING POINT: N/A	Weight	N/A	Discrete closed piston macro core with a 5 foot barrel length.		Driller: Zack Fordly
DATE OF MEASUREMENT: N/A	Fall	N/A			Inspector: Matt Montario

Depth (feet)	Run	Recovery (%)	PID (PPM)	USC	Geologic Description
	13	95% 4.75'/5.0'	0.0		Fine to coarse sand with trace fines, black
					Very fine to medium sand with trace fines and gravel, Dk Gray-brown.
65					Refusal @ 64.5'

H2H Associates	179 River Street Troy New York, 12180 Tel: 518.270-1620 Fax: 518.270-1672	Boring Log	Boring No. **STW-12**

PROJECT: NEIP/AOC 3					Sheet 1 of 1
CLIENT: USACE					Job No. 610.26
DRILLING CONTRACTOR: Zebra Environmental					Meas. Pt. Elev: N/A
PURPOSE: Environmental Investigation					Ground Elev: N/A
DRILLING METHOD: Direct Push		SAMPLE	CORE	CASING	Datum: N/A
DRILL RIG TYPE: Geoprobe 7822DT	Type	Macro Core	---	---	Date Started: 8/29/13
GROUNDWATER DEPTH: N/A	Diam.	1.5 inch	---	---	Date Finished: 8/29/13
MEASURING POINT: N/A	Weight	N/A	Discrete closed piston macro core with a 5 foot barrel length.		Driller: Zack Fordly
DATE OF MEASUREMENT: N/A	Fall	N/A			Inspector: Matt Montario

Depth (feet)	Run	Recovery (%)	PID (PPM)	USC	Geologic Description
	1	0% 0.0'/5.0'	0.0		Possible utilities, hand auger cleared to 4.0'
5					Silty very fine sand.
	2	74% 4.4'/6.0'	0.0		Very fine sand and silt with 40% gravel.
10					Norecovery
	3	80% 4.0'/5.0'	0.0		Very fine sand and silt with 40% gravel. Lodgement Till. Dk. Brown.
15					No recovery.
	4	63% 3.2'/5.0'	0.0		Very fine sand and silt with 40% gravel. Lodgment Till
20					No recovery.
	3	50% 2.5'/5.0'	0.0		Very fine sand and silt with 40% gravel. Lodgement till

25					No recovery.

H2H Associates	179 River Street Troy New York, 12180 Tel: 518.270-1620 Fax: 518.270-1672	Boring Log	Boring No. **STW-13**

PROJECT: NEIP/AOC 3					Sheet 1 of 1
CLIENT: USACE					Job No. 610.26
DRILLING CONTRACTOR: Zebra Environmental					Meas. Pt. Elev: N/A
PURPOSE: Environmental Investigation					Ground Elev: N/A
DRILLING METHOD: Direct Push		SAMPLE	CORE	CASING	Datum: N/A
DRILL RIG TYPE: Geoprobe 7822DT	Type	Macro Core	---	---	Date Started: 8/29/13
GROUNDWATER DEPTH: N/A	Diam.	1.5 inch	---	---	Date Finished: 8/29/13
MEASURING POINT: N/A	Weight	N/A	Discrete closed piston macro core with a 5 foot barrel length.		Driller: Zack Fordly
DATE OF MEASUREMENT: N/A	Fall	N/A			Inspector: Matt Montario

Depth (feet)	Run	Recovery (%)	PID (PPM)	USC	Geologic Description
	1	65% 3.25'/5.0'	0.0		Topsoil, Black
					Very fine sand and silt, with trace clay and gravel. Dry.
5					No recovery.
	2	87% 4.3'/5.0'	0.0		Lodgement Till. Very fine sand and silt with 40% gravel. Mottled Color, damp
10					No recovery.
	3	70% 3.5'/5.0'	0.0		Lodgement Till. Very fine sand and silt with 40% gravel. Mottled Color, Bottom 0.8' is wet.
15					No recovery.
	4	63% 3.2'/5.0'	0.0		Lodgement Till. Very fine sand and silt with 40% gravel. Mottled Color, Wet.
20					No recovery.

H2H Associates	179 River Street Troy New York, 12180 Tel: 518.270-1620 Fax: 518.270-1672	Boring Log	Boring No. **STW-14**

PROJECT: NEIP/AOC 3					Sheet 1 of 1
CLIENT: USACE					Job No. 610.26
DRILLING CONTRACTOR: Zebra Environmental					Meas. Pt. Elev: N/A
PURPOSE: Environmental Investigation					Ground Elev: N/A
DRILLING METHOD: Direct Push		SAMPLE	CORE	CASING	Datum: N/A
DRILL RIG TYPE: Geoprobe 7822DT	Type	Macro Core	---	---	Date Started: 8/29/13
GROUNDWATER DEPTH: N/A	Diam.	1.5 inch	---	---	Date Finished: 8/29/13
MEASURING POINT: N/A	Weight	N/A	Discrete closed piston macro core with a 5 foot barrel length.		Driller: Zack Fordly
DATE OF MEASUREMENT: N/A	Fall	N/A			Inspector: Matt Montario

Depth (feet)	Run	Recovery (%)	PID (PPM)	USC	Geologic Description
	1	33% 1.7'/5.0'	0.0		Blacktop.
					Sand and gravel fill.
5					No recovery.
	2	30% 1.5'/5.0'	0.0		Sand and gravel fill.
10					No recovery.
	3	45% 2.3'/5.0'	0.0		Sand and gravel fill.
					Very fine sand and silt with 40% gravel. Lodgement Till. Mottled Color, wet
15					No recovery.
	4	93% 4.7'/5.0'	0.0		Very fine sand and silt with 40% gravel. Lodgement Till. Mottled Color, Wet
20					No recovery.

H2H Associates	179 River Street Troy New York, 12180 Tel: 518.270-1620 Fax: 518.270-1672	Boring Log	Boring No. **DTW-5/STW-15**

PROJECT: NEIP/AOC 3					Sheet 1 of 1
CLIENT: USACE					Job No. 610.26
DRILLING CONTRACTOR: Zebra Environmental					Meas. Pt. Elev: N/A
PURPOSE: Environmental Investigation					Ground Elev: N/A
DRILLING METHOD: Direct Push		SAMPLE	CORE	CASING	Datum: N/A
DRILL RIG TYPE: Geoprobe 7822DT	Type	Macro Core	---	---	Date Started: 8/29/13
GROUNDWATER DEPTH: N/A	Diam.	1.5 inch	---	---	Date Finished: 8/29/13
MEASURING POINT: N/A	Weight	N/A	Discrete closed piston macro core with a 5 foot barrel length.		Driller: Zack Fordly
DATE OF MEASUREMENT: N/A	Fall	N/A			Inspector: Matt Montario

Depth (feet)	Run	Recovery (%)	PID (PPM)	USC	Geologic Description
	1	85% 4.3'/5.0'	0.0		Topsoil, Dk. Brown.
					Gray Gravel, Possibly Blacktop
					Very fine sand with trace silt, Brown.
					Silty fine sand, Tan.
5					No recovery.
	2	82% 4.1'/5.0'	0.0		Very fine sand and silt with 40% gravel. Lodgement Till. Mottled Color.
10					No recovery.
	3	78% 3.9'/5.0'	0.0		Very fine sand and silt with 40% gravel. Lodgement Till. Mottled Color.
15					No recovery.
	4	43% 2.2'/5.0'	0.0		Very fine sand and silt with 40% gravel. Lodgement Till. Mottled Color.
20					No recovery.

H2H Associates	179 River Street Troy New York, 12180 Tel: 518.270-1620 Fax: 518.270-1672	Boring Log	Boring No. **DTW-5/STW-15**

PROJECT: NEIP/AOC 3					Sheet 1 of 1
CLIENT: USACE					Job No. 610.26
DRILLING CONTRACTOR: Zebra Environmental					Meas. Pt. Elev: N/A
PURPOSE: Environmental Investigation					Ground Elev: N/A
DRILLING METHOD: Direct Push		SAMPLE	CORE	CASING	Datum: N/A
DRILL RIG TYPE: Geoprobe 7822DT	Type	Macro Core	---	---	Date Started: 8/29/13
GROUNDWATER DEPTH: N/A	Diam.	1.5 inch	---	---	Date Finished: 8/29/13
MEASURING POINT: N/A	Weight	N/A	Discrete closed piston macro core with a 5 foot barrel length.		Driller: Zack Fordly
DATE OF MEASUREMENT: N/A	Fall	N/A			Inspector: Matt Montario

Depth (feet)	Run	Recovery (%)	PID (PPM)	USC	Geologic Description
25	5	60% 3.0'/5.0'	0.0		Very fine sand and silt with 40% gravel. Lodgement Till. Mottled Color, very wet
					No recovery.
30	6	28% 1.4'/5.0'	0.0		Medium to coarse sand with trace gravel. Dk Gray. Poor Recovery
					No recovery.
35	7	20% 1.0'/5.0'	0.0		Medium to coarse sand with trace gravel. Dk Gray. Poor Recovery
					No recovery.
40	8	20%	0.0		Coarse sand with some coarse gravel, trace fines. Dk Gray. Poor Recovery.

H2H Associates	179 River Street Troy New York, 12180 Tel: 518.270-1620 Fax: 518.270-1672	Boring Log	Boring No. **DTW-5/STW-15**

PROJECT: NEIP/AOC 3					Sheet 1 of 1
CLIENT: USACE					Job No. 610.26
DRILLING CONTRACTOR: Zebra Environmental					Meas. Pt. Elev: N/A
PURPOSE: Environmental Investigation					Ground Elev: N/A
DRILLING METHOD: Direct Push		SAMPLE	CORE	CASING	Datum: N/A
DRILL RIG TYPE: Geoprobe 7822DT	Type	Macro Core	---	---	Date Started: 8/29/13
GROUNDWATER DEPTH: N/A	Diam.	1.5 inch	---	---	Date Finished: 8/29/13
MEASURING POINT: N/A	Weight	N/A	Discrete closed piston macro core with a 5 foot barrel length.		Driller: Zack Fordly
DATE OF MEASUREMENT: N/A	Fall	N/A			Inspector: Matt Montario

Depth (feet)	Run	Recovery (%)	PID (PPM)	USC	Geologic Description
45	8	2.0'/10.0'	0.0		No recovery.
50	9	57% 2.8'/5.0'	0.0		Medium to coarse sand with some gravel and trace fines. Dk Gray.
					No recovery.
55	10	60% 3.0'/5.0'	0.0		Medium to coarse sand with some gravel and trace fines. Dk Gray.
					No recovery.
60	11	53%	0.0		Medium to coarse sand with trace gravel and fines. Black.
					No recovery.

H2H Associates	179 River Street Troy New York, 12180 Tel: 518.270-1620 Fax: 518.270-1672	Boring Log	Boring No. **DTW-5/STW-15**

PROJECT: NEIP/AOC 3					Sheet 1 of 1
CLIENT: USACE					Job No. 610.26
DRILLING CONTRACTOR: Zebra Environmental					Meas. Pt. Elev: N/A
PURPOSE: Environmental Investigation					Ground Elev: N/A
DRILLING METHOD: Direct Push		SAMPLE	CORE	CASING	Datum: N/A
DRILL RIG TYPE: Geoprobe 7822DT	Type	Macro Core	---	---	Date Started: 8/29/13
GROUNDWATER DEPTH: N/A	Diam.	1.5 inch	---	---	Date Finished: 8/29/13
MEASURING POINT: N/A	Weight	N/A	Discrete closed piston macro core with a 5 foot barrel length.		Driller: Zack Fordly
DATE OF MEASUREMENT: N/A	Fall	N/A			Inspector: Matt Montario

Depth (feet)	Run	Recovery (%)	PID (PPM)	USC	Geologic Description
	11	2.7'/5.0'	0.0		No recovery.
65					Refusal @ 62'

H2H Associates	179 River Street Troy New York, 12180 Tel: 518.270-1620 Fax: 518.270-1672	Boring Log	Boring No. **STW-16**

PROJECT: NEIP/AOC 3					Sheet 1 of 1
CLIENT: USACE					Job No. 610.26
DRILLING CONTRACTOR: Zebra Environmental					Meas. Pt. Elev: N/A
PURPOSE: Environmental Investigation					Ground Elev: N/A
DRILLING METHOD: Direct Push		SAMPLE	CORE	CASING	Datum: N/A
DRILL RIG TYPE: Geoprobe 7822DT	Type	Macro Core	---	---	Date Started: 8/29/13
GROUNDWATER DEPTH: N/A	Diam.	1.5 inch	---	---	Date Finished: 8/29/13
MEASURING POINT: N/A	Weight	N/A	Discrete closed piston macro core with a 5 foot barrel length.		Driller: Zack Fordly
DATE OF MEASUREMENT: N/A	Fall	N/A			Inspector: Matt Montario

Depth (feet)	Run	Recovery (%)	PID (PPM)	USC	Geologic Description
5					Possible Utilities, hand auger cleared to 4.0'
10	1	74% 4.4/6.0'	0.0		Very fine sand and silt with 40% gravel. Lodgement Till. Mottled Color.
					No recovery.
15	2	53% 2.7'/5.0'	0.0		Very fine sand and silt with 40% gravel. Lodgement Till. Mottled Color.
					No recovery.
20	3	48% 2.4'/5.0'	0.0		Very fine sand and silt with 40% gravel. Lodgement Till. Mottled Color, bottom 1.0' is wet.
					No recovery.
	4	45% 2.3'/5.0'	0.0		Very fine sand and silt with 40% gravel. Lodgement Till. Mottled Color, wet.

25					No recovery.

H2H Associates	179 River Street Troy New York, 12180 Tel: 518.270-1620 Fax: 518.270-1672	Boring Log	Boring No. **MW-10**

PROJECT: NEIP/AOC 3					Sheet 1 of 1
CLIENT: USACE					Job No. 610.26
DRILLING CONTRACTOR: Aztech Environmental					Meas. Pt. Elev: N/A
PURPOSE: Environmental Investigation					Ground Elev: N/A
DRILLING METHOD: Auger		SAMPLE	CORE	CASING	Datum: N/A
DRILL RIG TYPE: Boart Longyear BK-66	Type	N/A	---	---	Date Started: 1/18/14
GROUNDWATER DEPTH: N/A	Diam.	N/A	---	---	Date Finished: 1/18/14
MEASURING POINT: N/A	Weight	N/A			Driller: Don Gannon
DATE OF MEASUREMENT: N/A	Fall	N/A			Inspector: Matt Montario

Depth (feet)	Run	Recovery (%)	PID (PPM)	USC	Geologic Description
5	1	N/A	0.0		Sand, Very fine to fine grained, with 10% silt, trace clay, gravel and rock fragments. Brown. Damp.
10	2	N/A	0.0		Silt with 20% clay and trace very fine sand. Lt. Brown. Wet.
15	3	N/A	0.0		Silty very fine sand with some gravel, rock fragments and clay. Dk. Brown. Damp
20	4	N/A	0.0		Same as above.
25	5	N/A	0.0		No sample. Closest well with sample from a depth of 20-25' is DTW 4: Gravel. Fine to coarse grianed. Trace sand and trace fines. Dark Brown.

H2H Associates	179 River Street Troy New York, 12180 Tel: 518.270-1620 Fax: 518.270-1672	Boring Log	Boring No. **MW-11**

PROJECT: NEIP/AOC 3					Sheet 1 of 1
CLIENT: USACE					Job No. 610.26
DRILLING CONTRACTOR: Aztech Environmental					Meas. Pt. Elev: N/A
PURPOSE: Environmental Investigation					Ground Elev: N/A
DRILLING METHOD: Auger		SAMPLE	CORE	CASING	Datum: N/A
DRILL RIG TYPE: Boart Longyear BK-66	Type	N/A	---	---	Date Started: 1/18/14
GROUNDWATER DEPTH: N/A	Diam.	N/A	---	---	Date Finished: 1/18/14
MEASURING POINT: N/A	Weight	N/A			Driller: Don Gannon
DATE OF MEASUREMENT: N/A	Fall	N/A			Inspector: Matt Montario

Depth (feet)	Run	Recovery (%)	PID (PPM)	USC	Geologic Description
5	1	N/A	0.0		Sand, very fine to fine grained, with 30% silt. Brown. Damp.
10	2	N/A	0.0		Silt with 20% clay, and trace very fine sand. Lt. Brown. Wet.
15	3	N/A	0.0		Silty very fine sand with some gravel, rock fragments, and trace clay. Dk. Brown. Damp.
20	4	N/A	0.0		Same as above.
	5	N/A	0.0		Same as above. Wet.

25					

H2H Associates	179 River Street Troy New York, 12180 Tel: 518.270-1620 Fax: 518.270-1672	Boring Log	Boring No. **MW-12**

PROJECT: NEIP/AOC 3					Sheet 1 of 1
CLIENT: USACE					Job No. 610.26
DRILLING CONTRACTOR: Aztech Environmental					Meas. Pt. Elev: N/A
PURPOSE: Environmental Investigation					Ground Elev: N/A
DRILLING METHOD: Auger		SAMPLE	CORE	CASING	Datum: N/A
DRILL RIG TYPE: Boart Longyear BK-66	Type	N/A	---	---	Date Started: 1/18/14
GROUNDWATER DEPTH: N/A	Diam.	N/A	---	---	Date Finished: 1/18/14
MEASURING POINT: N/A	Weight	N/A			Driller: Don Gannon
DATE OF MEASUREMENT: N/A	Fall	N/A			Inspector: Matt Montario

Depth (feet)	Run	Recovery (%)	PID (PPM)	USC	Geologic Description
5	1	N/A	0.0		Sand, very fine to fine grained. Trace silt and clay. Dk Brown. Damp.
10	2	N/A	0.0		Sand, very fine to fine grained. Trace silt, clay and rock fragments. Dk Brown. Damp.
15	3	N/A	0.0		Silty Sand, very fine to fine grained, with trace clay. Grey Brown. Moist.
20	4	N/A	0.0		Same as above.
	5	N/A	0.0		Silt with 30-40% very fine sand, trace gravel and clay. Dk Grey Brown.

25					

Well Construction Log

H2H Associates

(Unconsolidated)

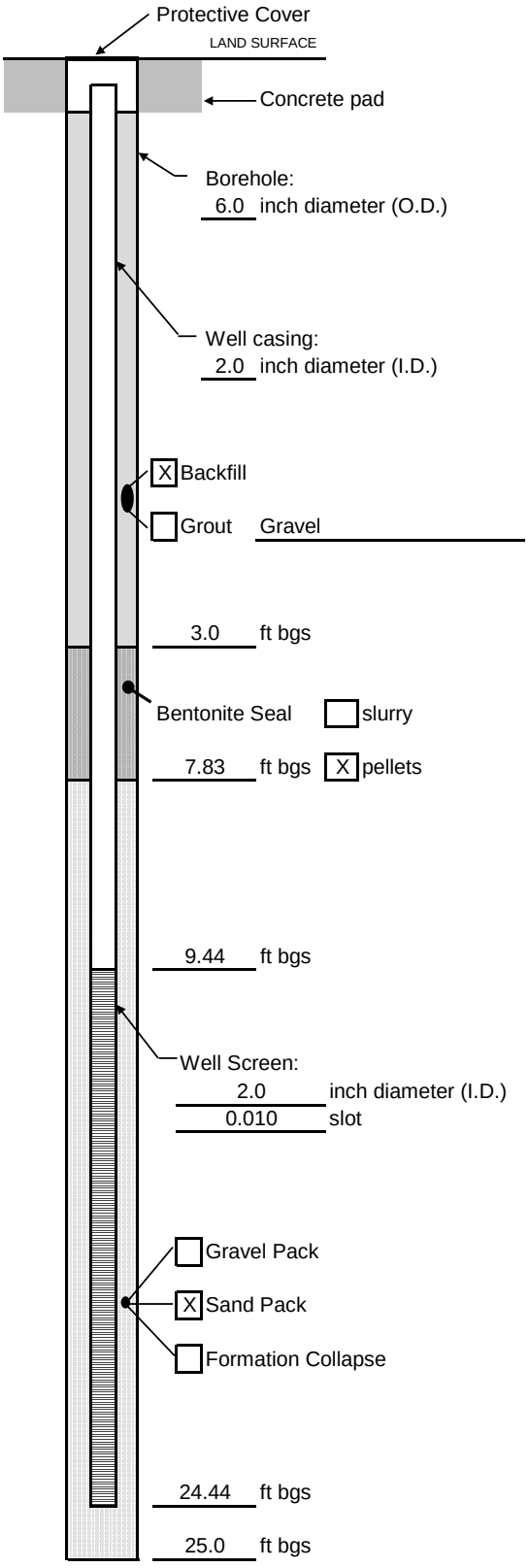

Project: NEIP AOC #3 Well ID: MW-10

Town/City: Guilderland

County: Albany State: New York

Permit No.: N/A

Client: USACE-Baltimore District

Land-Surface Elevation and Datum: ☐ Surveyed

323 feet ☒ Estimated

Installation Date(s): Saturday, January 18, 2014

Drilling Method: Hollow Stem Auger (HAS)

Drilling Contractor: Aztech Environmental

Drilling Fluid: Formation water

Development Technique(s) and Date(s)

Fluid Loss During Drilling: N/A gallons

Water Removed During Development: _____ gallons

Static Depth to Water: _____ feet below M.P.

Pumping Depth to Water: _____ feet below M.P.

Pumping Duration: _____ hours

Yield: _____ gpm Date _____

Specific Capacity: _____ gpm/ft

Well Purpose: Groundwater monitoring well for sampling

Remarks: FillPro #0 used for sand pack, 10 bags.

Haliburton Holeplug 3/8" used for bentonite seal, 4 bags.

FillPro #3 used to fill from top of bentonite to roadbox.

Prepared by:

Matt Montario, H2H Associates, LLC.

Measuring Point is Top of Well Casing Unless Otherwise Noted.

Well Construction Log

H2H Associates

(Unconsolidated)

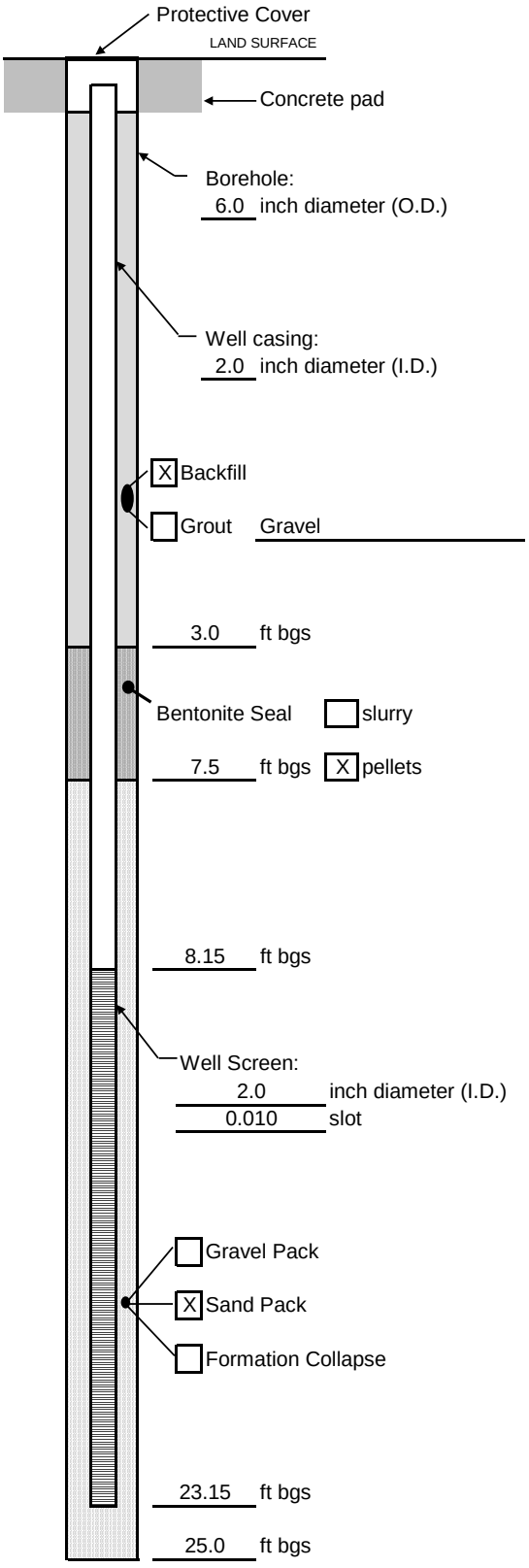

Project: NEIP AOC #3 Well ID: MW-11

Town/City: Guilderland

County: Albany State: New York

Permit No.: N/A

Client: USACE-Baltimore District

Land-Surface Elevation and Datum: ☐ Surveyed

323 feet ☒ Estimated

Installation Date(s): Saturday, January 18, 2014

Drilling Method: Hollow Stem Auger (HAS)

Drilling Contractor: Aztech Environmental

Drilling Fluid: Formation water

Development Technique(s) and Date(s)

Fluid Loss During Drilling: N/A gallons

Water Removed During Development: _____ gallons

Static Depth to Water: _____ feet below M.P.

Pumping Depth to Water: _____ feet below M.P.

Pumping Duration: _____ hours

Yield: _____ gpm Date _____

Specific Capacity: _____ gpm/ft

Well Purpose: Groundwater monitoring well for sampling

Remarks: FillPro #0 used for sand pack, 11 bags.

Haliburton Holeplug 3/8" used for bentonite seal, 4 bags.

Sand briged while installing, drillers used potable water to clear.

FillPro #3 used to fill from top of bentonite to roadbox.

Measuring Point is Top of Well Casing Unless Otherwise Noted.

Prepared by:

Matt Montario, H2H Associates, LLC.

Well Construction Log

H2H Associates

(Unconsolidated)

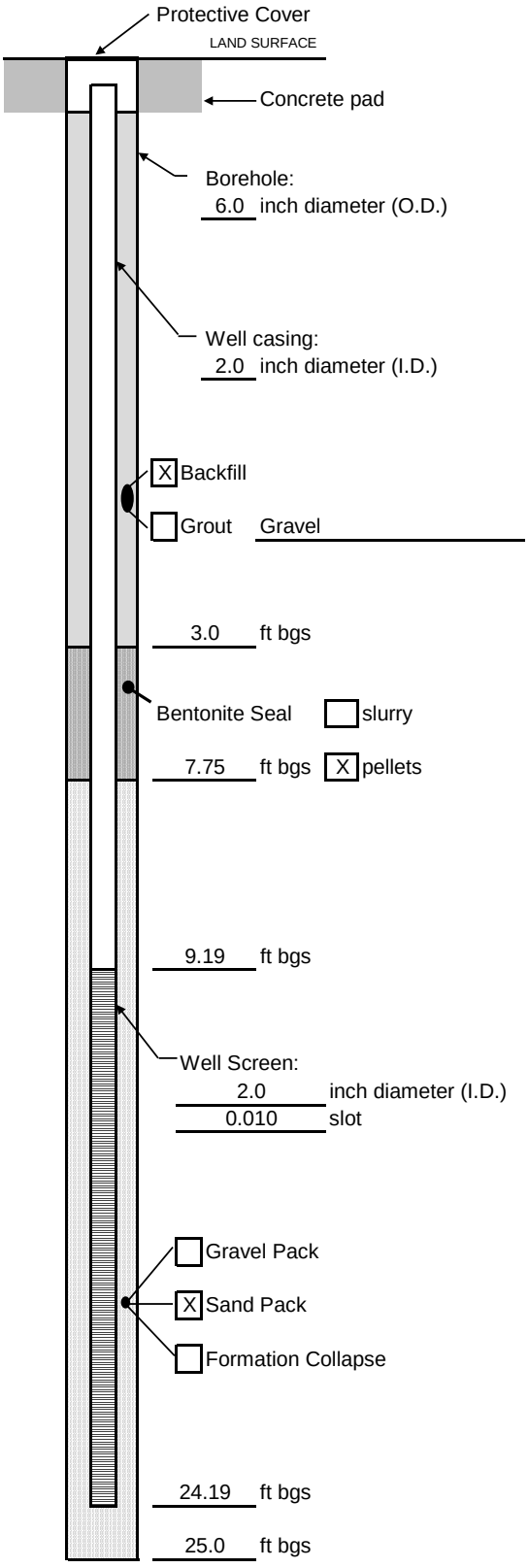

Project: NEIP AOC #3 Well ID: MW-12

Town/City: Guilderland

County: Albany State: New York

Permit No.: N/A

Client: USACE-Baltimore District

Land-Surface Elevation and Datum: ☐ Surveyed

324 feet ☒ Estimated

Installation Date(s): Saturday, January 18, 2014

Drilling Method: Hollow Stem Auger (HAS)

Drilling Contractor: Aztech Environmental

Drilling Fluid: Formation water

Development Technique(s) and Date(s)

Fluid Loss During Drilling: N/A gallons

Water Removed During Development: _____ gallons

Static Depth to Water: _____ feet below M.P.

Pumping Depth to Water: _____ feet below M.P.

Pumping Duration: _____ hours

Yield: _____ gpm Date _____

Specific Capacity: _____ gpm/ft

Well Purpose: Groundwater monitoring well for sampling

Remarks: FillPro #0 used for sand pack, 10 bags.

Haliburton Holeplug 3/8" used for bentonite seal, 3.5 bags.

FillPro #3 used to fill from top of bentonite to roadbox.

Prepared by:

Matt Montario, H2H Associates, LLC.

Measuring Point is Top of Well Casing Unless Otherwise Noted.

H2H Associates

Monitoring Well Development Log

Project/No. AOC #3 Well Fence Well MW-10 Date 3/26/2014

Total Depth	24.11'	Casing Diameter (inches)	2	Purge Method Centrifugal	
Water Level	15.36'	Well Volume (gal)	1.4	Submersible	
Water Colum	8.74'	Total Volume Purged	~50 gal	Other	Waterra
Pump On	1230	Pump Off	1400	Developed By	M. Montario

Well Casing Volumes

gallon/foot	1-¼" = 0.06	2" = 0.16	3" = 0.37	4" = 0.65
	1-½" = 0.09	2-½" = 0.26	3-½" = 0.50	6" = 1.47

Time	Minutes Elapsed	Rate (mL/min)	DTW (ft)	Gallons Purged	pH	Specific Conductance (mS/cm)	Temp. (C) (F)	Turbidity (NTU)	REMARKS (PID readings, color, odor, etc.)
1243	--	2,000	15.4	5	--	--	--	Error	Turbid
1256	--	2,000	15.4	10	--	--	--	Error	Turbid
1259	--	2,000	15.4	15	--	--	--	Error	Turbid
1304	--	2,000	15.5	20	--	--	--	Error	Turbid
1313	--	2,000	15.5	25	--	--	--	Error	Turbid
1324	--	2,000	15.5	30	--	--	--	Error	Turbid
1335	--	2,000	15.5	35	7.69	0.93	10.12	Error	Turbid
1343	--	2,000	15.5	40	7.56	0.921	10.63	Error	Turbid
1348	--	2,000	15.6	45	7.32	0.918	10.65	Error	Turbid
1355	--	2,000	15.6	50	7.24	0.931	10.66	Error	Turbidity clearing up
1400									

24.10' - TD After

15.35' DTW - After

H2H Associates

Monitoring Well Development Log

Project/No. AOC #3 Well Field Well MW-11 Date 3/26/2014

Total Depth	21.92'	Casing Diameter (inches)	2.0 ID	Purge Method Centrifugal	
Water Level	15.25'	Well Volume (gal)	1.07	Submersible	
Water Colum	6.67'	Total Volume Purged	~50	Other	Waterra
Pump On	0920	Pump Off	1100	Developed By	M. Montario

Well Casing Volumes

gallon/foot	1-¼" = 0.06	2" = 0.16	3" = 0.37	4" = 0.65
	1-½" = 0.09	2-½" = 0.26	3-½" = 0.50	6" = 1.47

Time 0920 start	Minutes Elapsed	Rate (mL/min)	DTW (ft)	Gallons Purged	pH	Specific Conductance (mS/cm)	Temp. (C) (F)	Turbidity (NTU)	REMARKS (PID readings, color, odor, etc.)
0955	35	~2400	16.4	15	NA	NA	NA	Error	Turbid
1005	45		16.2	20	NA	NA	NA	Error	Turbid
1015			16.2	25	NA	NA	NA	Error	Turbid
1022			16	30	NA	NA	NA	Error	Turbid
1033			15.9	35	7.05	0.632	10.59	Error	Turbid
1041			15.9	40	6.91	0.593	10.19	Error	Turbid
1049			15.9	45	6.98	0.583	10.38	Error	Turbid
1100			15.9	50	7.02	0.588	10.17	Error	Turbid

22.46' TD After Del.

15.35' DTW After Del.

H2H Associates

Monitoring Well Development Log

Project/No. AOC #3 Well Creek Well MW-12 Date 3/26/2014

Total Depth	23.41'	Casing Diameter (inches)	2	Purge Method Centrifugal	
Water Level	15.33'	Well Volume (gal)	1.29	Submersible	
Water Colum	8.08'	Total Volume Purged		Other	Waterra
Pump On	1444	Pump Off	1715	Developed By	M. Montario

Well Casing Volumes

gallon/foot	1-¼" = 0.06	2" = 0.16	3" = 0.37	4" = 0.65
	1-½" = 0.09	2-½" = 0.26	3-½" = 0.50	6" = 1.47

Time	Minutes Elapsed	Rate (mL/min)	DTW (ft)	Gallons Purged	pH	Specific Conductance (mS/cm)	Temp. (C) (F)	Turbidity (NTU)	REMARKS (PID readings, color, odor, etc.)
1508		1000	16.8	5	--	--	--	Error	Turbid
1528		1000	17.0	10	--	--	--	Error	Turbid
1550		1000	17.4	15	--	--	--	Error	Turbid
1610		1000	17.6	20	--	--	--	Error	Turbid
1625		1000	17.6	25	--	--	--	Error	Turbid
1639		1000	17.6	30	--	--	--	Error	Turbid
1655		1000	17.6	35	6.92	0.633	10.51	Error	Turbid
1705		3000	17.6	40	6.89	0.640	11.26	Error	Turbid
1710		3000	17.0	45	6.90	0.613	10.84	Error	Turbid
1715		3000	17.0	50	6.86	0.606	11.07	Error	

23.49' TD After Del.

17.51' DTW After Del.

PARSONS
DRILLING RECORD

BORING/ WELL NO. MW-1 Sheet 1 of 1

Contractor:	North Star Drilling
Driller:	Steve Laramie
Inspector:	Tim Johnson
Rig Type:	CME-55

PROJECT NAME: Schenectady Depot AOC-3
PROJECT NUMBER: 736741.03005

Location Description: Located southwest of AOC 3 in the parking lot near the existing warehouse.

Location Plan N

See Site Plan

Weather: Day to Day

Date/Time Start: October 3rd, 2000 at 3:20 p.m.

Date/Time Finish: October 3rd, 2000 at 5:30 p.m.

GROUNDWATER OBSERVATIONS

Water Level	24.2 ft			
Date	10/10/00			
Time	7:15 a.m.			
Meas. From	TOC			

Sample Depth	Sample I.D.	SPT	% Rec.	PID (ppm)	FIELD IDENTIFICATION OF MATERIAL
+6					
+4					
+2					
0					
2					
4					Medium brown Silt, some fine to coarse gravel, little rock fragments, trace sand, dry no stain or odor, till. (0' - 32')
				0	
6					
8					
10				0	
12					
14					
				0	
16					
18					
20				0	
22					
24					
				0	Medium brown Silt, some fine to coarse gravel, little rock fragments, trace sand, dry no stain or odor, till. (0' - 32')
26					
28					
30				0	
32					
34					Boring terminated at 32 feet.
36					

SCHEMATIC

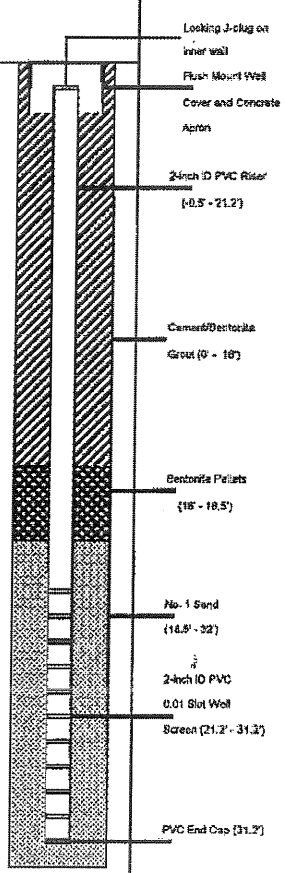

COMMENTS

Soil samples were not collected due to the proximity of adjacent soil borings.

No elevated PID readings and visual contamination was observed at this location.

SAMPLING METHOD
SS = SPLIT SPOON
A = AUGER CUTTINGS
C = CORED

PARSONS

DRILLING RECORD

BORING/ WELL NO. MW-2 Sheet 1 of 1

Contractor: North Star Drilling
Driller: Steve Laramie
Inspector: Tim Johnson
Rig Type: CME-55

PROJECT NAME: Schenectady Depot AOC-3
PROJECT NUMBER: 736741.03005

Location Description: Located southwest of the proposed warehouse at the corner of the fence.

GROUNDWATER OBSERVATIONS				
Water Level	22.57 ft			
Date	10/4/00			
Time	7:30 a.m.			
Meas. From	TOC			

Weather: Cloudy and Cool, 50's

Date/Time Start: October 3rd, 2000 at 10:15 a.m.

Date/Time Finish: October 3rd, 2000 at 5:15 p.m.

Location Plan N

See Site Plan

Sample Depth	Sample I.D.	SPT	% Rec.	PID (ppm)	FIELD IDENTIFICATION OF MATERIAL
+6					
+4					
+2					
0					
2					
4					Medium brown Silt, some fine to coarse gravel, little rock fragments,
				0	trace sand, dry no stain or odor, till. (0' - 30.5')
6					
8					
10				0	
12					
14					
				0	
16					
18					
20				0	
22					
24					
				0	Medium brown Silt, some fine to coarse gravel, little rock fragments,
26					trace sand, dry no stain or odor, till. (0' - 30.5')
28					
30				0	
32					Boring terminated at 30.5 feet.
34					
36					

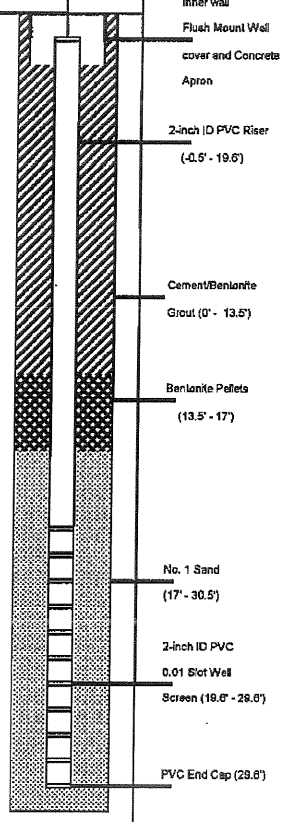

SAMPLING METHOD
SS = SPLIT SPOON
A = AUGER CUTTINGS
C = CORED

COMMENTS:
Soil samples were not collected due to the proximity of adjacent soil borings.
No elevated PID readings and visual contamination was observed at this location.

PARSONS

DRILLING RECORD

BORING/WELL NO. MW-3 Sheet 1 of 1

Contractor: North Star Drilling
Driller: Steve Laramie
Inspector: Tim Johnson
Rig Type: CME-45

PROJECT NAME: Schenectady Depot AOC-3
PROJECT NUMBER: 736741.03005

Location Description: Located east of the proposed warehouse in the grass between the road and the drainage channel.

Location Plan



See Site Plan

Weather: Cloudy and Cool, 50's

Date/Time Start: October 3rd, 2000 at 10:15 a.m.

Date/Time Finish: October 3rd, 2000 at 5:15 p.m.

GROUNDWATER OBSERVATIONS

Water Level	22.58 ft			
Date	10/10/00			
Time	5:00 p.m.			
Meas. From	TOC			

Sample Depth	Sample I.D.	SPT	% Rec.	PID (ppm)	FIELD IDENTIFICATION OF MATERIAL
+6					
+4					
+2					
0					
		2-9-9-14	70	0	(0-2) Medium brown Silt, some gray weathered shale, little rock fragments, trace gravel, trace organics, dry, no odor or stain.
2					
		15-23-30-23	50	0	(2-4) Medium brown Silt, some fine gravel, little rock fragments, trace gray silt and shale fragments, dry, no odor or stain.
4					
		8-9-10-14	40	0	(4-6) Same as above, tightly compacted.
6					
		14-14-11-10	50	0	(6-7) Gray Silt, some fine gravel and rock fragments.
8					(7-8) Same as above, brown silt, dry, no stain or odor.
		7-7-7-7	45	0	(8-10) Same as above, loosely compacted.
10					
		6-10-10-12	60	0	(10-12) Gray and light brown Silt, some weathered shale, little rock fragments, some fine gravel, dry, no stain or odor.
12					
		6-12-14-6	25	0	(12-14) Same as above.
14					
		14-12-8-6	50	0	(14-16) Light to medium brown Silt, some shale and rock fragments, dry, no stain or odor.
16					
		6-6-6-7	35	0	(16-18) Gray and brown Silt, some fine to medium gravel, little rock fragments, dry, no stain or odor.
18					
		6-10-10-8	40	0	(18-20) Same as above, small pockets of moisture.
20					
		9-11-6-16	40	0	(20-22) Medium brown Silt, some fine to coarse gravel, little rock fragments, little fine sand, moist in areas, no stain or odor.
22					
		10-8-8-7	20	0	(22-24) Gray and brown Silt, some weathered shale fragments, cobble in tip, dry, no stain or odor.
24					
		5-15-12-5	40	0	(24-26) Medium brown Silt, some rock fragments, little fine gravel, saturated, no odor or stain.
26					
		1-5-5-6	40	0	(26-28) Same as above.
28					
30					
32					
					Boring terminated at 31 feet.
34					
36					

SCHEMATIC

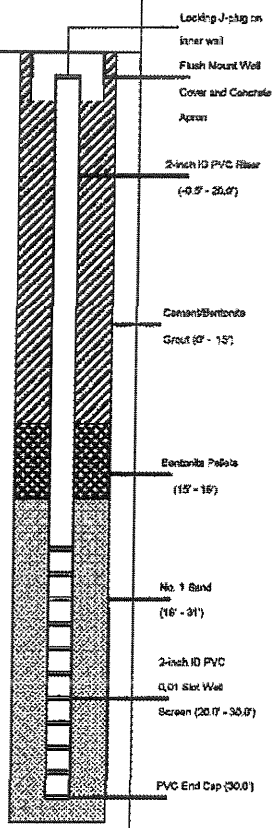

COMMENTS

Soil samples were not collected due to the proximity of adjacent soil borings
No elevated PID readings and visual contamination was observed at this location.

SAMPLING METHOD
SS = SPLIT SPOON
A = AUGER CUTTINGS
C = CORED

PARSONS
DRILLING RECORD

BORING/ WELL NO. MW-5 Sheet 1 of 1

Contractor:	North Star Drilling
Driller:	Scott Breed
Inspector:	Scott Dillman
Rig Type:	CME-55

PROJECT NAME: Schenectady Depot AOC-3
PROJECT NUMBER: 736741.03005

Location Description: Located off northwest corner of warehouse on school grounds between the fence and pines.

Location Plan N

See Site Plan

Weather: Sunny, warm, breezy.

Date/Time Start: May 8, 2001 5:10 PM

Date/Time Finish: May 9, 2001 9:50 AM

GROUNDWATER OBSERVATIONS

Water Level	11.79			
Date	5/10/01			
Time	3:05 p.m.			
Meas. From	TOC			

Sample Depth	Sample I.D.	SPT	% Rec.	PID* (ppm)	FIELD IDENTIFICATION OF MATERIAL
+6					
+4					
+2					
0					
	AOC3MW5A	2-6-6-8	30	7.4	Tan silt, little-some coarse sand and gravel. Dry. No odor. No stain.
2					
		14-50/0.2	25	0.7	As above.
4					
		25-13-10-10	70	7	Tan silt, some coarse sand-gravel, cobbles. Till. Dry.
6					
		10-11-6-5	75	1.3	As above. Damp.
8					
		4-6-7-6	95	1.7	Tan silt-very fine sand, some fine to coarse gravel, trace clay. Stiff. Damp. No stain. No odor.
10					
		7-4-6-5	30	1.7	As above. Moist. No stain. No odor.
12					
		5-6-7-8	40	1.2	As above.
14					
		4-5-4-5	30	0.9	As above.
16					
	AOC3MW5I	20-17-13-6	25	0	Tan silt to very fine sand, some fine to coarse gravel. Moist to wet.
18					
		6-7-9-18	10	0	Poor recovery. Mostly gravel. Wet.
20					
					Boring terminated at 20 feet.
22					
24					
26					
28					
30					
32					
34					
36					

SCHEMATIC

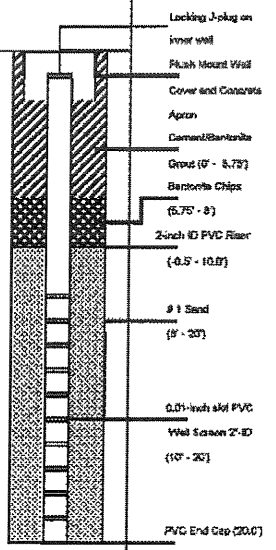

COMMENTS

SAMPLING METHOD
SS = SPLIT SPOON
A = AUGER CUTTINGS
C = CORED

COMMENTS:
* - Highest PID reading reported (initial screening and head space reading).
Grain size sample collected from 12 to 16 feet.

PARSONS

DRILLING RECORD

BORING/ WELL NO. MW-6 Sheet 1 of 1

Contractor:	North Star Drilling
Driller:	Scott Breed
Inspector:	Scott Dillman
Rig Type:	CME-55

PROJECT NAME: Schenectady Depot AOC-3
PROJECT NUMBER: 736741.03005

Location Description: Located between discus pit and running track at Guilderland High School.

GROUNDWATER OBSERVATIONS

Water Level	8.47			
Date	5/10/01			
Time	9:55 a.m.			
Meas. From	TOC			

Weather: Sunny, warm, breezy.

Date/Time Start: May 9, 2001 9:50 AM

Date/Time Finish: May 9, 2001 2:30 PM

Location Plan

N

See Site Plan

Sample Depth	Sample I.D.	SPT	% Rec.	PID * (ppm)	FIELD IDENTIFICATION OF MATERIAL
+6					
+4					
+2					
0					
	AOC3MW6A	4-7-7-8	75	0	Tan silt to very fine sand. No odor. No stain. Dry-damp.
2					
		9-11-10-11	95	0.5	Tan silt to very fine sand, little coarse sand and gravel. Weathered shale gravel. Weathered till. No odor. No stain.
4					
		7-6-6-5	90	0.4	
6					
		7-3-5-8	35	0.5	As above. Damp.
8					
		5-7-8-7	80	0.4	As above with of trace clay. Moist near 10 feet. No odor. No stain.
10					
		3-4-4-10	80	0	Silt, some sand and gravel, clay lense near 10 feet. More gravel near 12 feet. Wet.
12					
		9-11-6-6	90	0.3	Silt to sand, some gravel, shale cobble. Till. Wet. No stain. No odor. No sheen.
14					
		2-4-4-8	40	0.5	Silt-sand and gravel, trace clay. Till. Wet. No odor. No stain. No sheen.
16					
	AOC3MW6I	14-8-6-7	75	3	As above.
18					
					Boring sampled to 18 feet and augered to 17 feet.
20					
22					
24					
26					
28					
30					
32					
34					
36					

SCHEMATIC

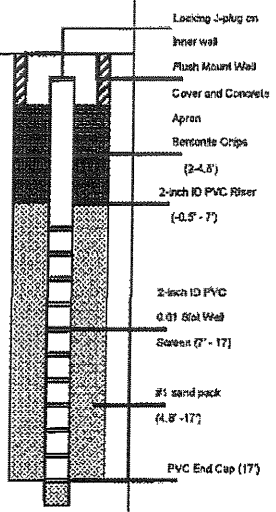

COMMENTS:

Grain size sample collected from 12 to 16 feet.

* - Highest concentrations posted (initial screening or head space reading).

SAMPLING METHOD
SS = SPLIT SPOON
A = AUGER CUTTINGS
C = CORED

Contractor: North Star Drilling Driller: Scott Breed Inspector: Scott Dillman Rig Type: CME-55	**PARSONS** **DRILLING RECORD** **PROJECT NAME:** Schenectady Depot AOC-3 **PROJECT NUMBER:** 736741.03005	**BORING/ WELL NO. MW-7** Sheet 1 of 1 **Location Description:** Located between Guilderland High School building and perimeter fence off southwest corner of new warehouse.

GROUNDWATER OBSERVATIONS				
Water Level	19.49			
Date	5/10/01			
Time	1:12 p.m.			
Meas. From	TOC			

Weather: Sunny, warm, breezy.

Date/Time Start: May 9, 2001 12:20 PM

Date/Time Finish: May 10, 2001 3:15 PM

Location Plan

N

See Site Plan

Sample Depth	Sample I.D.	SPT	% Rec.	PID * (ppm)	FIELD IDENTIFICATION OF MATERIAL	SCHEMATIC	COMMENTS
+6							
+4							
+2							
0							
	AOC3MW7A	3-5-6-6	75	0	Tan silt to very fine sand, some coarse sand to fine gravel, trace clay, weathered brown shale (weathered till). No odor. No stain. Dry.		
2							
		5-5-6-9	80	0	As above. Damp.		
4							
		5-5-6-7	80	0	As above. Damp to moist.		
6							
		3-5-9-14	80	0	As above.		
8							
		14-14-10-11	80	0	As above.		
10							
		11-14-14-20	65	0	As above.		
12							
		14-12-15-18	90	0	As above.		
14							
		13-10-8-8	90	2.4	Tan silt to very fine sand, some coarse sand to gravel, weathered brown shale, trace clay. No odor. No stain. Damp. Picking up rig exhaust with PID?		
16							
		9-7-6-5	50	0	As above.		
18							
		5-5-13-25	60	0	As above.		
20							
		4-5-6-5	80	0.2	As above. Moist.		
22							
	AOC3MW7L	6-8-5-8	40	0.8	Tan silt to very fine sand, more coarse sand and gravel than above. Wet. No odor. No sheen. No stain. VOC Sample collected.		
24							
	AOC3MW7N	4-6-8-7	30	0	As above. Wet. Poor recovery. SVOC, Pest/PCB, metals sample collected.		
26							
		7-9-7-9	30	0	As above.		
28							
		7-8-13-19	25	0.2	As above.		
30							
32					Boring sampled to 30 feet and augered to 28 feet.		
34							
36							

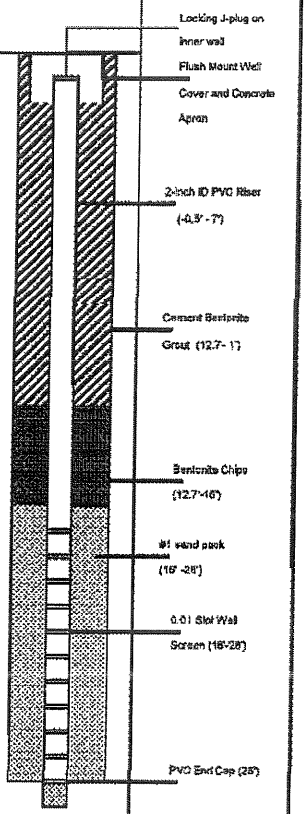

SAMPLING METHOD
SS = SPLIT SPOON
A = AUGER CUTTINGS
C = CORED

COMMENTS:

Grain size sample collected from 24 to 30 feet.

* - Highest concentration posted (initial screening or head space reading).

PARSONS
DRILLING RECORD

BORING/ WELL NO. MW-8 Sheet 1 of 1

Contractor: North Star Drilling
Driller: Lynn Todd
Inspector: Tim Johnson
Rig Type: CME-55

PROJECT NAME: Schenectady Depot AOC-3
PROJECT NUMBER: 736741.03005

Location Description: Located between the western fence of the Depot and the new warehouse.

GROUNDWATER OBSERVATIONS

Water Level	24.30			
Date	11/7/01			
Time	2:00 p.m.			
Meas. From	TOC			

Weather: Sunny, warm, breezy.
Date/Time Start: October 23, 2001 10:15 AM
Date/Time Finish: October 23, 2001 2:30 PM

Location Plan — See Site Plan

Sample Depth	Sample I.D.	SPT	% Rec.	PID (ppm)	FIELD IDENTIFICATION OF MATERIAL
+6					
+4					
+2					
0					
	AOC3MW8A	4-4-24-24	50	0	Brown organics and topsoil, some silt, little rock fragments, dry. (0-0.3)
2					Brown Silt and rock fragments, trace sand, dry, no odor or stain. (0.3-2.0)
		20-15-16-23	75	0	Light brown compacted Silt, some fine to coarse gravel and rock fragments,
4					little fine to coarse sand, dry, no odor or stain. (2-4).
		15-19-19-15	70	0	Brown to dark gray weathered shale fragments, soft, some silt, dry. (4-5)
6					Light brown Silt, some rock fragments, trace sand, dry. (5-6)
		20-19-20-21	75	0	Compacted brown Silt and rock fragments, some fine to coarse sand, dry,
8					no odor or stain. (6-8)
		15-12-12-11	30	0	Brown fractured siltstone fragments, some compacted silt, dry, no odor or stain.
10					(8-10)
		7-7-9-6	60	0	Medimm to dark brown Silt, some rock fragments, some fine to coarse gravel,
12					dry, no odor or stain. (10-12)
		2-4-6-5	0	NA	Rock is spoon tip, no recovery. (12-14)
14					
		2-5-3-9	65	0	Dark brown Sand and fine Gravel, some silt, some rock fragments, slightly moist,
16					no odor or stain. (14-15.5) Gray weathered shale fragments, some silt. (15.5-16)
		5-5-5-10	70	0	Dark brown compacted Silt, some fine to coarse gravel, little sand, dry, no odor
18					or stain. (16-18)
		3-6-7-5	70	0	Same as above, less compact. (18-20)
20					
		3-4-8-6	60	0	Same as above, trace clay. (20-21.5)
22					Medium to dark brown fine Gravel, some silt and rock fragments,
		5-8-7-8	30	0	moist to wet (21.5-22) Brown Silt and rock fragments, some weathered black
24					shale, trace gravel, no odor or stain. (22-24)
		6-24-22-16	50	0	Brown and dark gray Silt, some weathered shale fragments, little fine gravel,
26					trace clay, wet, no odor or stain. (24-26)
		16-20-25-24	65	0	Light brown Silt, some fine to coarse sand and gravel, wet. (26-27)
28	AOC3MW8N				Gray Silt, compact, some rock fragments, little fine gravel, trace clay, wet. (27-28)
	(26-30)	12-24-17-9	50	0	Same as 27-28 from above. (28-30)
30					
32					Boring sampled to 30 feet and augered to 29 feet.
34					
36					

SCHEMATIC

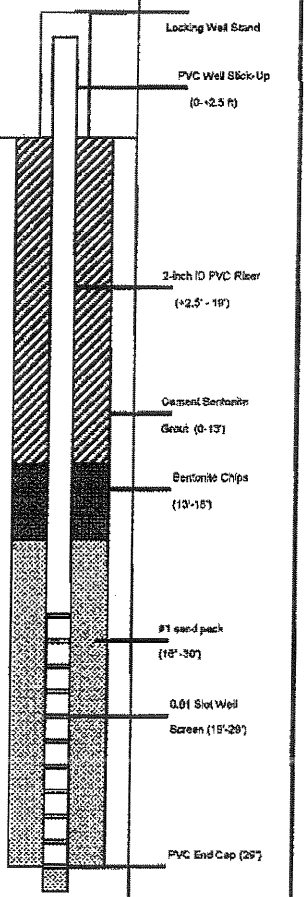

COMMENTS:

SAMPLING METHOD
SS = SPLIT SPOON
A = AUGER CUTTINGS
C = CORED

Contractor: North Star Drilling Driller: Lynn Todd Inspector: Tim Johnson Rig Type: CME-55	**PARSONS** **DRILLING RECORD** PROJECT NAME: Schenectady Depot AOC-3 PROJECT NUMBER: 736741.03005	BORING/ Sheet 1 of 1 WELL NO. MW-9 Location Description: Located on the Guilderland High School property northwest of the site adjacent to the bus parking lot.

GROUNDWATER OBSERVATIONS

Water Level	21.02			
Date	11/7/01			
Time	2:00 p.m.			
Meas. From	TOC			

Weather: Sunny, warm, breezy.

Date/Time Start: October 22, 2001 11:40 AM

Date/Time Finish: October 22, 2001 3:00 PM

Location Plan

N

See Site Plan

Sample Depth	Sample I.D.	SPT	% Rec.	PID (ppm)	FIELD IDENTIFICATION OF MATERIAL
+6					
+4					
+2					
0					
	AOC3MW9A	10-10-10-10	40	0	Brown organics and topsoil, some silt, little rock fragments, dry. (0-0.3)
2					Brown and orange Silt, compact, dry, no odor or stain. (0.3-2.0)
		8-8-10-10	65	0	Compacted light brown Silt, some gray mottled zones, trace fine sand, dry
4					no odor or stain. (2-4)
		6-8-8-9	50	0	Same as above, becoming lighter and finer. (4-6)
6					
		10-6-15-14	70	0	Light brown to tan very fine Silt, soft, dry. (6-7)
8					Brown and gray sand, some shale fragments, little f-m gravel, dry. (7-8)
		11-8-3-4	40	0	Brown and gray sand, some shale fragments, little f-m gravel, dry. (8-10)
10					
		12-14-18-12	90	0	Brown to tan fine Silt, some shale fragments, some quartzite fragments, little
12					rock flour, dry, no odor or stain. (10-12)
		11-10-9-11	40	0	Brown and gray Silt, some fine to medium gravel, dry, no odor or stain (12-12.5)
14					Same as above with more rock fragments, moist in tip. (12.5-14)
		9-15-10-20	50	0	Brown fine Silt, some gray and brown shale fragments, trace sand and gravel,
16					dry, moist in tip. (14-16)
		34-10-12-7	70	0	Same as above. (16-18)
18					
		12-14-16-8	75	0	Brown Silt and fine sand, some rock fragments, no odor or stain, wet at 19.5 ft.
20					(18-20)
		9-15-12-22	5	0	Poor recovery, spoon was saturated, little dark brown silt. (20-22)
22					
		14-7-2-4	70	0	Fine to medium Gravel, dark brown to black, well graded, some larger rock
24					fragments, wet, no odor or stain. (22-24)
		9-17-9-8	70	0	Dark brown Silt, some rock fragments, trace gravel, wet, no odor or stain. (24-25)
26	AOC3MW9N				Well graded fine to coarse sand and Gravel, dark brown to black, wet. (25-26)
	(24-28)	5-5-3-3	85	0	Same as 25-26 from above. (26-28)
28					
30					Boring sampled to 28 feet and augered to 27 feet.
32					
34					
36					

SCHEMATIC

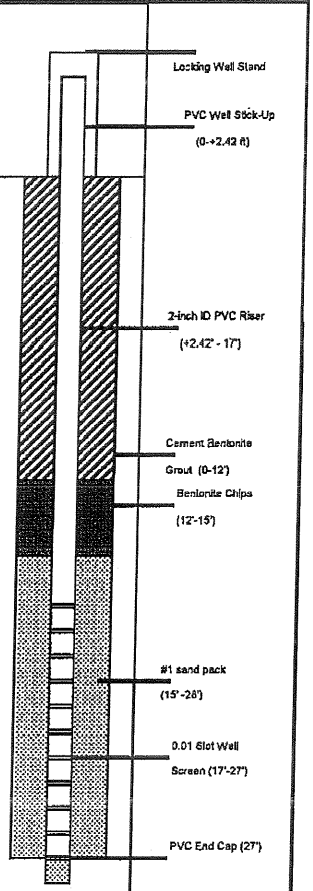

COMMENTS:

SAMPLING METHOD
SS = SPLIT SPOON
A = AUGER CUTTINGS
C = CORED

(1) County Albany 4/15/5 2

(2) Township Guilderland

(3) DEC Well Number A1010

WELL COMPLETION REPORT

(4) OWNER
Guilderland Central Schools

(5) ADDRESS
6076 State Farm Road, Guilderland, N.Y. 12084

(6) LOCATION OF WELL (See Instructions On Reverse) Rt. 146 - Guilderland Center
Show Lat/Long if available and method used: N 42° 70189
☒ GPS ☐ DEC Website ☐ Map Interpolation W 73° 96324 Well # 1

LOG *

Ground Surface El. _____ ft. above sea level

Top Of Casing is located _____ ft. above (+) or below (-) ground surface

(7) DEPTH OF WELL BELOW LAND SURFACE (Feet)	(8) DEPTH TO GROUNDWATER BELOW LAND SURFACE (Feet)	DATE MEASURED
64'	27'	4/26/02

CASINGS

	(9) DIAMETER	(10) LENGTH
	8 in.	44.5 ft.
	in.	ft.
	in.	ft.
	in.	in.

(11) GROUT TYPE / SEALING: Bentonite

(12) GROUT / SEALING INTERVAL (Feet) FROM _____ TO _____

SCREENS

(13) MAKE & MATERIAL: Stainless Steel

(14) OPENINGS: 80-slot

(15) DIAMETER	(16) LENGTH
8 in.	20' ft.
in.	ft.
in.	ft.
in.	in.

(17) DEPTH TO TOP OF SCREEN, FROM TOP OF CASING: 44' (Feet)

YIELD TEST

(18) DATE	(19) DURATION OF TEST
(20) LIFT METHOD ☐ Pump ☐ Air Lift ☐ Bail	(21) STABILIZED DISCHARGE (GPM)
(22) STATIC LEVEL PRIOR TO TEST (feet/inches below top of casing)	(23) MAXIMUM DRAWDOWN (Stabilized) (feet/inches below top of casing)
(24) RECOVERY (Time in hours/minutes)	(25) Was the water produced during test discharged away from immediate area? Yes ___ No ___

PUMP INSTALLATION

(26) PUMP INSTALLED? YES ___ NO ___	(27) DATE	(28) PUMP INSTALLER
(29) TYPE	(30) MAKE	(31) MODEL
(32) MAXIMUM CAPACITY (GPM)	(33) PUMP INSTALLATION LEVEL FROM TOP OF CASING (Feet)	

(34) METHOD OF DRILLING ☒ Rotary ☐ Cable Tool ☐ Other _____	(35) USE OF WATER (see instructions for choices) Irrigation
(36) DATE DRILLING WORK STARTED 4/27/02 - 5/03/02	(37) DATE DRILLING WORK COMPLETED 5/02/02

(38) DATE REPORT FILED	(39) DRILLER & COMPANY	(40) DEC REGISTRATION NO.
4/8/05	Tom Ferraioli Dick Ferraioli, Inc.	#10004

TOP OF WELL

38' Brown Clay & Boulders

5' Gravel/ Gray clay

8' Gravel, Brown Clay

9' Gravel, Gray clay

14' Gravel, Brown Clay

Hardpan

BOTTOM OF HOLE

* Show log of geologic materials encountered with depth below ground surface, water bearing beds and water levels in each; casings; screens; pump; additional pumping tests and other matters of interest, e.g., water quality (sulphur, salt, methane). Describe repair work. Attach separate sheet if necessary.

See further instructions titled "Instructions for New York State Well Completion Report".

NYSDEC COPY

LOCATION SKETCH - Indicate north

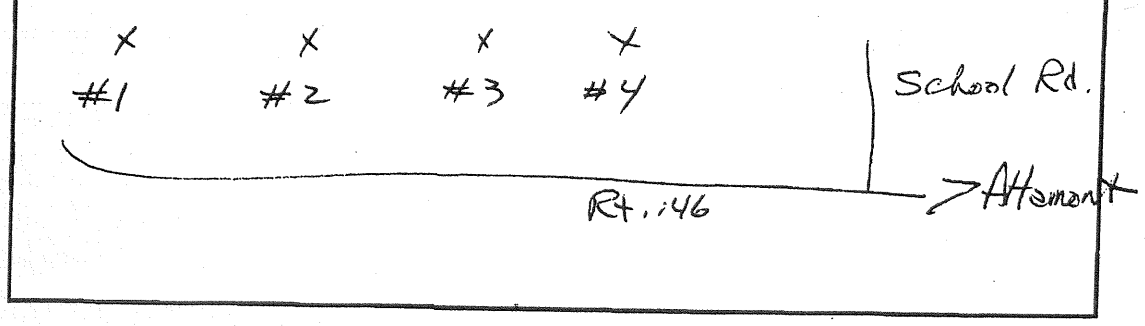

(1) County Albany 4/15/08

(2) Township Guilderland

(3) DEC Well Number A1075

WELL COMPLETION REPORT

(4) OWNER
Guilderland Central Schools

(5) ADDRESS
6076 State Farm Rd., Guilderland, N.Y. 12084

(6) LOCATION OF WELL (See Instructions On Reverse)
Show Lat/Long if available and method used:
Rt. 146 - Guilderland Center
N 42° .70167
W 73° 96369 Well #2
☒ GPS ☐ DEC Website ☐ Map Interpolation

(7) DEPTH OF WELL BELOW LAND SURFACE (Feet) 61'

(8) DEPTH TO GROUNDWATER BELOW LAND SURFACE (Feet) 19 DATE MEASURED 6/24/02

CASINGS

(9) DIAMETER	(10) LENGTH	(11) GROUT TYPE / SEALING	(12) GROUT / SEALING INTERVAL (Feet)
6" in.	41' ft.	Bentonite	FROM _____ TO _____

SCREENS

(13) MAKE & MATERIAL	(14) OPENINGS	(15) DIAMETER	(16) LENGTH	(17) DEPTH TO TOP OF SCREEN, FROM TOP OF CASING (Feet)
Stainless Steel	80 slot	6 in.	20 ft.	41'

YIELD TEST

(18) DATE	(19) DURATION OF TEST

(20) LIFT METHOD	(21) STABILIZED DISCHARGE (GPM)
☐ Pump ☐ Air Lift ☐ Bail	

(22) STATIC LEVEL PRIOR TO TEST (feet/inches below top of casing)	(23) MAXIMUM DRAWDOWN (Stabilized) (feet/inches below top of casing)

(24) RECOVERY (Time in hours/minutes)	(25) Was the water produced during test discharged away from immediate area? Yes ___ No ___

PUMP INSTALLATION

(26) PUMP INSTALLED? YES ___ NO ___	(27) DATE	(28) PUMP INSTALLER

(29) TYPE	(30) MAKE	(31) MODEL

(32) MAXIMUM CAPACITY (GPM)	(33) PUMP INSTALLATION LEVEL FROM TOP OF CASING (Feet)

(34) METHOD OF DRILLING	(35) USE OF WATER (see instructions for choices)
☒ Rotary ☐ Cable Tool ☐ Other _____	Irrigation

(36) DATE DRILLING WORK STARTED	(37) DATE DRILLING WORK COMPLETED
6/20/02	6/20/02

(38) DATE REPORT FILED	(39) DRILLER & COMPANY	(40) DEC REGISTRATION NO.
4/8/05	Tim Ferraioli Dick Ferraioli Inc.	10004

* Show log of geologic materials encountered with depth below ground surface, water bearing beds and water levels in each; casings; screens; pump; additional pumping tests and other matters of interest, e.g., water quality (sulphur, salt, methane). Describe repair work. Attach separate sheet if necessary.

See further instructions titled "Instructions for New York State Well Completion Report".

LOG *

Ground Surface EL. _____ ft. above sea level

Top Of Casing is located _____ ft. above (+) or below (-) ground surface

TOP OF WELL

3-2' Brown clay + Boulders

31' Coarse Sand

3' Fine Sand

BOTTOM OF HOLE

NYSDEC COPY

LOCATION SKETCH - Indicate north

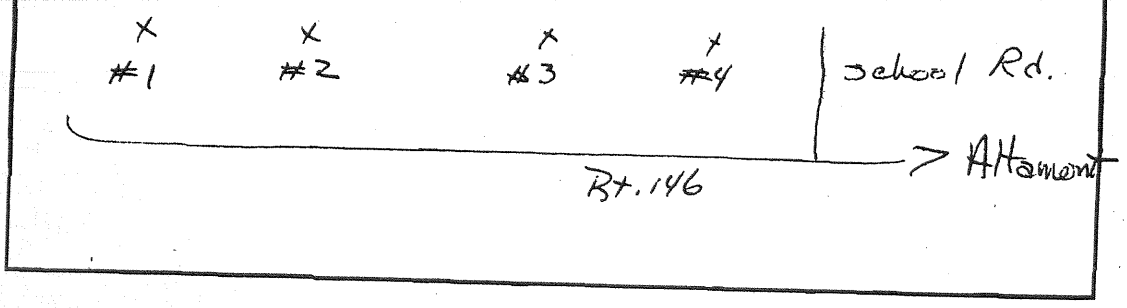

(1) County Albany 4/15/15 &

(2) Township Guilderland

(3) DEC Well Number A1076

WELL COMPLETION REPORT

(4) OWNER
Guilderland Central Schools

(5) ADDRESS
6076 State Farm Rd, Guilderland N.Y 12084

(6) LOCATION OF WELL (See Instructions On Reverse) Rt. 146, Guilderland Center
Show Lat/Long if available and method used: N 42° 70194
☒ GPS ☐ DEC Website ☐ Map Interpolation W073°. 96404 Well #3

LOG *

Ground Surface EL. _____ ft. above sea level

Top Of Casing is located _____ ft.above (+) or below (-) ground surface

(7) DEPTH OF WELL BELOW LAND SURFACE (Feet)	(8) DEPTH TO GROUNDWATER BELOW LAND SURFACE (Feet)	DATE MEASURED
62		

CASINGS

(9) DIAMETER	8 in.	in.	in.	in.
(10) LENGTH	42 ft.	ft.	ft.	in.

(11) GROUT TYPE / SEALING: Bentonite

(12) GROUT / SEALING INTERVAL (Feet) FROM _____ TO _____

SCREENS

(13) MAKE & MATERIAL: Stainless Steel

(14) OPENINGS

(15) DIAMETER	8 in.	in.	in.	in.
(16) LENGTH	22 ft.	ft.	ft.	In.

(17) DEPTH TO TOP OF SCREEN, FROM TOP OF CASING (Feet): 42

YIELD TEST

(18) DATE	(19) DURATION OF TEST
(20) LIFT METHOD ☐ Pump ☐ Air Lift ☐ Bail	(21) STABILIZED DISCHARGE (GPM)
(22) STATIC LEVEL PRIOR TO TEST (feet/inches below top of casing)	(23) MAXIMUM DRAWDOWN (Stabilized) (feet/inches below top of casing)
(24) RECOVERY (Time in hours/minutes)	(25) Was the water produced during test discharged away from immediate area? Yes ___ No ___

PUMP INSTALLATION

(26) PUMP INSTALLED? YES ___ NO ___	(27) DATE	(28) PUMP INSTALLER
(29) TYPE	(30) MAKE	(31) MODEL
(32) MAXIMUM CAPACITY (GPM)	(33) PUMP INSTALLATION LEVEL FROM TOP OF CASING (Feet)	

(34) METHOD OF DRILLING ☒ Rotary ☐ Cable Tool ☐ Other _____	(35) USE OF WATER (see instructions for choices) Irrigation
(36) DATE DRILLING WORK STARTED 6/17/02	(37) DATE DRILLING WORK COMPLETED 6/17/02

(38) DATE REPORT FILED 4/8/05	(39) DRILLER & COMPANY Tim Ferraioli Dick Ferraioli, Inc.	(40) DEC REGISTRATION NO. 10004

* Show log of geologic materials encountered with depth below ground surface, water bearing beds and water levels in each; casings; screens; pump; additional pumping tests and other matters of interest, e.g., water quality (sulphur, salt, methane). Describe repair work. Attach separate sheet if necessary.

See further instructions titled "Instructions for New York State Well Completion Report".

TOP OF WELL

32' Brown Clay + Boulders

31' Gravel + Sand

Hard Pan

BOTTOM OF HOLE

NYSDEC COPY

LOCATION SKETCH - Indicate north

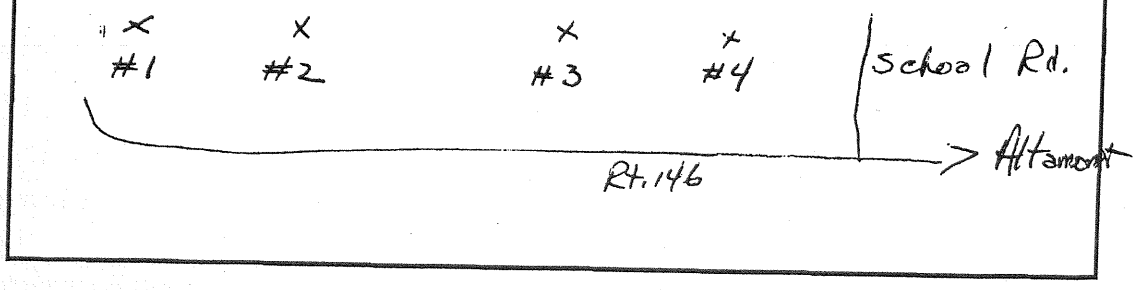

(1) County Albany

(2) Township Guilderland

(3) DEC Well Number A 1556

WELL COMPLETION REPORT

(4) OWNER Guilderland Central Schools

(5) ADDRESS 6076 State Farm Rd., Guilderland, N.Y. 12084

(6) LOCATION OF WELL (See Instructions On Reverse) Rt. 146 Guilderland Center
Show Lat/Long if available and method used: N42°. 7020' W 073°. 964/36 Well #4
☒ GPS ☐ DEC Website ☐ Map Interpolation

(7) DEPTH OF WELL BELOW LAND SURFACE (Feet) 63

(8) DEPTH TO GROUNDWATER BELOW LAND SURFACE (Feet) DATE MEASURED

CASINGS

(9) DIAMETER	8 in.	in.	in.	in.
(10) LENGTH	46 ft.	ft.	ft.	in.

(11) GROUT TYPE / SEALING Bentonite

(12) GROUT / SEALING INTERVAL (Feet) FROM _____ TO _____

SCREENS

(13) MAKE & MATERIAL Stainless Steel

(14) OPENINGS 80 - slot

(15) DIAMETER	8 in.	in.	in.	in.
(16) LENGTH	20 ft.	ft.	ft.	in.

(17) DEPTH TO TOP OF SCREEN, FROM TOP OF CASING (Feet) 46

YIELD TEST

(18) DATE

(19) DURATION OF TEST

(20) LIFT METHOD ☐ Pump ☐ Air Lift ☐ Bail

(21) STABILIZED DISCHARGE (GPM)

(22) STATIC LEVEL PRIOR TO TEST (feet/inches below top of casing)

(23) MAXIMUM DRAWDOWN (Stabilized) (feet/inches below top of casing)

(24) RECOVERY (Time in hours/minutes)

(25) Was the water produced during test discharged away from immediate area? Yes ___ No ___

PUMP INSTALLATION

(26) PUMP INSTALLED? YES ___ NO ___	(27) DATE	(28) PUMP INSTALLER
(29) TYPE	(30) MAKE	(31) MODEL

(32) MAXIMUM CAPACITY (GPM)

(33) PUMP INSTALLATION LEVEL FROM TOP OF CASING (Feet)

(34) METHOD OF DRILLING ☒ Rotary ☐ Cable Tool ☐ Other _____

(35) USE OF WATER (see instructions for choices) Irrigation

(36) DATE DRILLING WORK STARTED 8/12/02

(37) DATE DRILLING WORK COMPLETED 8/13/02

(38) DATE REPORT FILED 4/8/05

(39) DRILLER & COMPANY Tim Ferraioli Dick Ferraioli, Inc.

(40) DEC REGISTRATION NO. 10004

* Show log of geologic materials encountered with depth below ground surface, water bearing beds and water levels in each; casings; screens; pump; additional pumping tests and other matters of interest, e.g., water quality (sulphur, salt, methane). Describe repair work. Attach separate sheet if necessary.

See further instructions titled "Instructions for New York State Well Completion Report".

LOG *

Ground Surface EL. _____ ft. above sea level

Top Of Casing is located _____ ft. above (+) or below (-) ground surface

TOP OF WELL

33' Dry Gravel + Boulders

30' Sand + Gravel with water

BOTTOM OF HOLE

NYSDEC COPY

LOCATION SKETCH - Indicate north

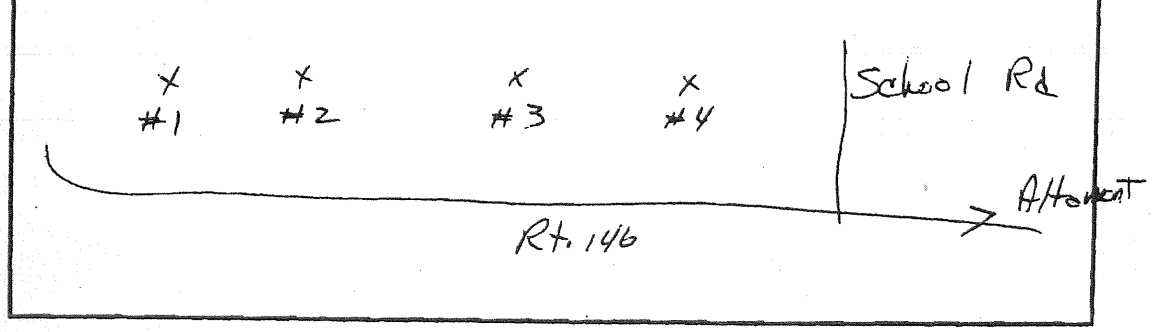


Guilderland Center
well #4
well #3
well #2
well #1

APPENDIX B

Supplemental RI Field Logs

Groundwater Sampling Logs

H2H Associates	NORTHEAST INDUSTRIAL PARK AREA OF CONCERN 3	GROUNDWATER FIELD DATA LOG

1. **CLIENT:** USACE - NAB **DATE:** 6/27/2013

SAMPLED BY: M. Montario **TIME:** 1440

WEATHER CONDITION: Sunny 90°F

Location: Guilderland, NY	Sample ID: MW-2

PRESERVATIVE: HCL

ANALYSES REQUESTED: See COC

SAMPLING METHOD: ☐ Peristaltic Pump ☒ Bladder Pump

LOW FLOW: ☒ YES ☐ NO

DUPLICATE SAMPLE: ☐ YES ☒ NO

SAMPLES FILTERED: ☐ YES ☒ NO

2. WATER LEVEL DATA

MEASURING POINT: ☒ Top of PVC casing ☐ Other:

METHOD OF MEASUREMENT: Water Level Indicator

3. WELL EVACUATION DATA

Well Depth (wd):	28.99	(ft)	Diameter (d):	2.00	(in)
Depth to Water (dw):	16.82	(ft)	Water Column:	12.17	(ft)
Well Volume = (πr^2 x h)x 7.48 gal/ft3 =				1.99	(gallons)
Length of Time Purged:		(minutes)	Purge Time:	1445	
Amount Purged:		(gallons)	Purge Depth:	~300	ml/min

Sample Information

Date: 6/27/2013 **Time:** 1515

Field Equipment Model #, Serial #, Calibration Date: QED Micropurge / YSI 556 MPS

4. FIELD PARAMETERS

Time	pH	Sp. Cond (mS/cm)	Temp. °C	Turbidity (NTU)	DO (mg/L)	ORP (mV)
1550	6.46	0.581	13.04	5.06	8.22	88.7
1505	6.48	0.584	12.93	5.99	8.10	86.2
1510	6.51	0.584	12.92	5.30	8.08	84.4

5. NOTES:

H2H Associates	NORTHEAST INDUSTRIAL PARK AREA OF CONCERN 3	GROUNDWATER FIELD DATA LOG

1. **CLIENT:** USACE - NAB **DATE:** 6/27/2013

SAMPLED BY: M. Montario **TIME:** 1200

WEATHER CONDITIONS: Sunny 90°F

Location: Guilderland, NY	Sample ID: MW-4-2

PRESERVATIVE: HCL

ANALYSES REQUESTED: See COC

SAMPLING METHOD: ☐ Peristaltic Pump ☐ Bladder Pump ☒ Bailer

LOW FLOW: ☐ YES ☒ NO

DUPLICATE SAMPLE: ☐ YES ☒ NO

SAMPLES FILTERED: ☐ YES ☒ NO

2. WATER LEVEL DATA

MEASURING POINT: ☒ Top of PVC casing ☐ Other:

METHOD OF MEASUREMENT: Water Level Indicator

3. WELL EVACUATION DATA

Well Depth (wd):	27'	(ft)	Diameter (d):	2.00	(in)
Depth to Water (dw):	12.83	(ft)	Water Column:	14.17	(ft)
		Well Volume = (πr^2 x h)x 7.48 gal/ft3 =		2.3	(gallons)
Length of Time Purged:		(minutes)	Purge Time:		
Amount Purged:	6.9	(gallons)	Purge Depth:		

Sample Information

Date: 6/27/2013 **Time:** 1420

Field Equipment Model #, Serial #, Calibration Date: **Bailer**

4. FIELD PARAMETERS

Time	pH	Sp. Cond (mS/cm)	Temp. °C	Turbidity (NTU)	DO (mg/L)	ORP (mV)

5. **NOTES:** Must be sampled with a mini bailer

H2H Associates	NORTHEAST INDUSTRIAL PARK AREA OF CONCERN 3	GROUNDWATER FIELD DATA LOG

1. **CLIENT:** USACE - NAB **DATE:** 6/27/2013

SAMPLED BY: M. Montario **TIME:** 1100

WEATHER CONDITIONS: Sunny Hot 85°F

Location: Guilderland, NY	Sample ID: MW-6

PRESERVATIVE: HCL

ANALYSES REQUESTED: See COC

SAMPLING METHOD: ☐ Peristaltic Pump ☒ Bladder Pump

LOW FLOW: ☒ YES ☐ NO

DUPLICATE SAMPLE: ☐ YES ☒ NO

SAMPLES FILTERED: ☐ YES ☒ NO

2. WATER LEVEL DATA

MEASURING POINT: ☒ Top of PVC casing ☐ Other:

METHOD OF MEASUREMENT: Water Level Indicator

3. WELL EVACUATION DATA

Well Depth (wd):	17'	(ft)	Diameter (d):	2.00	(in)
Depth to Water (dw):	7.07	(ft)	Water Column:	0.167	(ft)
		Well Volume = (πr^2 x h)x 7.48 gal/ft3 =		1.62	(gallons)
Length of Time Purged:	25	(minutes)	Purge Time:	1110	
Amount Purged:	~3.5	(gallons)	Flow Rate:	~300	ml/min

Sample Information

Date: 6/27/2013 **Time:** 1140

Field Equipment Model #, Serial #, Calibration Date: QED Micropurge / YSI 556 MPS

4. FIELD PARAMETERS

Time	pH	Sp. Cond (mS/cm)	Temp. °C	Turbidity (NTU)	DO (mg/L)	ORP (mV)
1120	6.81	0.552	11.10	15.39	9.39	47.3
1125	6.84	0.580	10.99	7.92	9.17	48.5
1130	6.89	0.589	11.07	5.55	9.03	50.3
1135	6.92	0.594	11.00	7.21	9.03	53.2

5. NOTES:

H2H Associates	NORTHEAST INDUSTRIAL PARK AREA OF CONCERN 3	GROUNDWATER FIELD DATA LOG

1. **CLIENT:** **USACE - NAB** **DATE:** **6/27/2013**

SAMPLED BY: **M. Montario** **TIME:** **0800**

WEATHER CONDITIONS: **Sunny Hot 85°F**

Location: Guilderland, NY	**Sample ID: DTW-2**

PRESERVATIVE: HCL

ANALYSES REQUESTED: See COC

SAMPLING METHOD: ☒ Peristaltic Pump ☐ Bladder Pump

LOW FLOW: ☒ **YES** ☐ **NO**

DUPLICATE SAMPLE: ☐ **YES** ☒ **NO**

SAMPLES FILTERED: ☐ **YES** ☒ **NO**

2. WATER LEVEL DATA

MEASURING POINT: ☒ Top of PVC casing ☐ Other:

METHOD OF MEASUREMENT: NA

3. WELL EVACUATION DATA

Well Depth (wd):	68’	(ft)	Diameter (d):	NA	(in)
Depth to Water (dw):	~10’	(ft)	Water Column:	NA	(ft)
	Well Volume = (πr^2 x h)x 7.48 gal/ft3 =			NA	(gallons)
Length of Time Purged:	40	(minutes)	Purge Time:	1000	
Amount Purged:	~5	(gallons)	Flow Rate:	~300	ml/min

Sample Information

Date: **6/27/2013** **Time:** **1046**

Field Equipment Model #, Serial #, Calibration Date: **Peristaltic / YSI 556 MPS**

4. FIELD PARAMETERS

Time	pH	Sp. Cond (mS/cm)	Temp. °C	Turbidity (NTU)	DO (mg/L)	ORP (mV)
1020	7.01	0.702	13.59	985 (AU)	1.28	-55.8
1025	7.08	0.699	13.52	27	1.20	-80.8
1030	7.17	0.701	13.56	70.4	1.28	-99.3
1035	7.19	0.700	13.54	50.0	1.29	-103.3
1040	7.21	0.699	13.55		1.30	-106.3

5. NOTES:

H2H Associates	NORTHEAST INDUSTRIAL PARK AREA OF CONCERN 3	GROUNDWATER FIELD DATA LOG

1. **CLIENT:** USACE - NAB **DATE:** 6/27/2013

SAMPLED BY: M. Montario **TIME:** 1400

WEATHER CONDITIONS: Cloudy 80°F

Location: Guilderland, NY	Sample ID: STW-1

PRESERVATIVE: HCL

ANALYSES REQUESTED: See COC

SAMPLING METHOD: ☒ Peristaltic Pump ☐ Bladder Pump

LOW FLOW: ☒ YES ☐ NO

DUPLICATE SAMPLE: ☐ YES ☒ NO

SAMPLES FILTERED: ☐ YES ☒ NO

2. WATER LEVEL DATA

MEASURING POINT: ☒ Top of PVC casing ☐ Other:

METHOD OF MEASUREMENT: NA

3. WELL EVACUATION DATA

Well Depth (wd):	15	(ft)	Diameter (d):	NA	(in)
Depth to Water (dw):	~10	(ft)	Water Column:	NA	(ft)
	Well Volume = (πr^2 x h)x 7.48 gal/ft3 =			NA	(gallons)
Length of Time Purged:	35	(minutes)	Purge Time:	1430	
Amount Purged:	~4.0	(gallons)	Flow Rate:	~300	ml/min

Sample Information

Date: 6/26/2013 **Time:** 1510

Field Equipment Model #, Serial #, Calibration Date: **Peristaltic / YSI 556 MPS**

4. FIELD PARAMETERS

Time	pH	Sp. Cond (mS/cm)	Temp. °C	Turbidity (NTU)	DO (mg/L)	ORP (mV)
1447	6.72	0.580	14.87	1778	8.29	90.7
1452	6.77	0.581	15.09	982	8.11	86.9
1457	6.98	0.581	14.92	843	8.01	85.5
1502	6.78	0.581	14.93	779	7.94	84.6

5. NOTES:

H2H Associates	NORTHEAST INDUSTRIAL PARK AREA OF CONCERN 3	GROUNDWATER FIELD DATA LOG

1. **CLIENT:** **USACE - NAB** **DATE:** **6/26/2013**

SAMPLED BY: **M. Montario** **TIME:** **1330**

WEATHER CONDITIONS: **Cloudy 80°F**

Location: Guilderland, NY	**Sample ID: STW-2**

PRESERVATIVE: HCL

ANALYSES REQUESTED: See COC

SAMPLING METHOD: ☒ Peristaltic Pump ☐ Bladder Pump

LOW FLOW: ☒ **YES** ☐ **NO**

DUPLICATE SAMPLE: ☐ **YES** ☒ **NO**

SAMPLES FILTERED: ☐ **YES** ☒ **NO**

2. WATER LEVEL DATA

MEASURING POINT: ☐ Top of PVC casing ☐ Other:

METHOD OF MEASUREMENT: NA

3. WELL EVACUATION DATA

Well Depth (wd):	15’	(ft)	Diameter (d):	NA	(in)
Depth to Water (dw):	~11’	(ft)	Water Column:	NA	(ft)
	Well Volume = (πr^2 x h)x 7.48 gal/ft3 =			NA	(gallons)
Length of Time Purged:		(minutes)	Purge Time:	1330	
Amount Purged:		(gallons)	Flow Rate:	~300	ml/min

Sample Information

Date: **6/26/2013** **Time:** **1355**

Field Equipment Model #, Serial #, Calibration Date: **Peristaltic Pump / YSI 556 MPS**

4. FIELD PARAMETERS

Time	pH	Sp. Cond (mS/cm)	Temp. °C	Turbidity (NTU)	DO (mg/L)	ORP (mV)
1335	6.89	0.592	14.89	108.2	9.32	99.8
1340	6.76	0.593	14.79	104.0	8.73	101.6
1345	6.81	0.592	14.62	73.7	8.38	92.5
1350	6.85	0.593	14.67	61.0	8.47	81.9

5. NOTES:

H2H Associates	NORTHEAST INDUSTRIAL PARK AREA OF CONCERN 3	GROUNDWATER FIELD DATA LOG

1. **CLIENT:** USACE - NAB **DATE:** 6/26/2013

SAMPLED BY: M. Montario **TIME:** 1130

WEATHER CONDITIONS: Cloudy

Location: Guilderland, NY	Sample ID: STW-3

PRESERVATIVE: HCL

ANALYSES REQUESTED: See COC

SAMPLING METHOD: ☒ Peristaltic Pump ☐ Bladder Pump

LOW FLOW: ☒ YES ☐ NO

DUPLICATE SAMPLE: ☐ YES ☒ NO

SAMPLES FILTERED: ☐ YES ☒ NO

2. WATER LEVEL DATA

MEASURING POINT: ☐ Top of PVC casing ☐ Other:

METHOD OF MEASUREMENT: NA

3. WELL EVACUATION DATA

Well Depth (wd):	15'	(ft)	Diameter (d):	NA	(in)
Depth to Water (dw):	~9'	(ft)	Water Column:	NA	(ft)
	Well Volume = (πr^2 x h)x 7.48 gal/ft3 =			NA	(gallons)
Length of Time Purged:	25	(minutes)	Purge Time:	1150	
Amount Purged:	~3.5	(gallons)	Flow Rate:	~300	ml/min

Sample Information

Date: 6/26/2013 **Time:** 1215

Field Equipment Model #, Serial #, Calibration Date: **Peristaltic Pump / YSI 556 MPS**

4. FIELD PARAMETERS

Time	pH	Sp. Cond (mS/cm)	Temp. °C	Turbidity (NTU)	DO (mg/L)	ORP (mV)
1155	6.95	0.637	15.54	3817 (AU)	7.47	72.1
1200	6.73	0.630	15.03	2625 (AU)	7.47	75.9
1205	6.74	0.620	14.76	1845 (AU)	7.54	76.1
1210	6.75	0.613	14.52	1264 (AU)	7.52	77.7

5. NOTES: Collected DUP-1-6-13 @ STW-3

H2H Associates	NORTHEAST INDUSTRIAL PARK AREA OF CONCERN 3	GROUNDWATER FIELD DATA LOG

1. **CLIENT:** USACE - NAB **DATE:** 6/25/2013

SAMPLED BY: M. Montario **TIME:** 0830

WEATHER CONDITIONS: Sunny 80°F

Location: Guilderland, NY	Sample ID: STW-4

PRESERVATIVE: HCL

ANALYSES REQUESTED: See COC

SAMPLING METHOD: ☒ Peristaltic Pump ☐ Bladder Pump

LOW FLOW: ☒ YES ☐ NO

DUPLICATE SAMPLE: ☐ YES ☒ NO

SAMPLES FILTERED: ☐ YES ☒ NO

2. WATER LEVEL DATA

MEASURING POINT: ☐ Top of PVC casing ☐ Other:

METHOD OF MEASUREMENT: NA

3. WELL EVACUATION DATA

Well Depth (wd):	14’	(ft)	Diameter (d):	NA	(in)
Depth to Water (dw):	~10’	(ft)	Water Column:	NA	(ft)
	Well Volume = (πr^2 x h)x 7.48 gal/ft3 =			NA	(gallons)
Length of Time Purged:	30	(minutes)	Purge Time:	0850	
Amount Purged:	~5.5	(gallons)	Flow rate:	350	ml/min

Sample Information

Date: 6/25/2013 **Time:** 0920

Field Equipment Model #, Serial #, Calibration Date: **Peristaltic Pump / YSI 556 MPS (CAL 6/25/2013)**

4. FIELD PARAMETERS

Time	pH	Sp. Cond (mS/cm)	Temp. °C	Turbidity (NTU)	DO (mg/L)	ORP (mV)
0850	6.60	0.769	15.35	1471 (AU)	7.39	134.1
0855	6.58	0.759	15.21	1566 (AU)	7.28	130.0
0900	6.65	0.756	15.27	1054 (AU)	7.19	123.3
0905	6.68	0.751	15.29	627 (AU)	7.02	121.8
0910	6.70	0.749	14.97	680 (AU)	7.17	116.8
0915	6.71	0.746	15.37	84.1	7.14	109.2
0920	6.72	0.746	15.26		7.14	104.7

5. NOTES:

H2H Associates	NORTHEAST INDUSTRIAL PARK AREA OF CONCERN 3	GROUNDWATER FIELD DATA LOG

1. **CLIENT:** **USACE - NAB** **DATE:** **6/25/2013**

SAMPLED BY: **M. Montario** **TIME:** **1345**

WEATHER CONDITIONS: **Sunny / Cloudy 90°F**

Location: Guilderland, NY	**Sample ID: STW-5**

PRESERVATIVE: HCL

ANALYSES REQUESTED: See COC

SAMPLING METHOD: ☒ Peristaltic Pump ☐ Bladder Pump

LOW FLOW: ☒ **YES** ☐ **NO**

DUPLICATE SAMPLE: ☐ **YES** ☒ **NO**

SAMPLES FILTERED: ☐ **YES** ☒ **NO**

2. WATER LEVEL DATA

MEASURING POINT: ☐ Top of PVC casing ☐ Other:

METHOD OF MEASUREMENT: NA

3. WELL EVACUATION DATA

Well Depth (wd):	14’	(ft)	Diameter (d):	NA	(in)
Depth to Water (dw):	~10	(ft)	Water Column:	NA	(ft)
	Well Volume = (πr^2 x h)x 7.48 gal/ft3 =			NA	(gallons)
Length of Time Purged:	40	(minutes)	Purge Time:	1415	
Amount Purged:	~3.5	(gallons)	Flow Rate:	35	ml/min

Sample Information

Date: **6/25/2013** **Time:** **1455**

Field Equipment Model #, Serial #, Calibration Date: **Peristaltic Pump / YSI 556 MPS (CAL 6/25/2013)**

4. FIELD PARAMETERS

Time	pH	Sp. Cond (mS/cm)	Temp. °C	Turbidity (NTU)	DO (mg/L)	ORP (mV)
1435	6.48	1.034	15.95	3903 (AU)	2.92	65.8
1440	6.46	1.025	16.04	2242 (AU)	3.00	59.5
1445	6.48	1.034	15.71	2117 (AU)	2.98	55.7
1450	6.48	1.025	16.18	1612 (AU)	3.09	51.4

5. NOTES:

H2H Associates	NORTHEAST INDUSTRIAL PARK AREA OF CONCERN 3	GROUNDWATER FIELD DATA LOG

1. **CLIENT:** **USACE - NAB** **DATE:** **6/26/2013**

SAMPLED BY: **M. Montario** **TIME:** **0800**

WEATHER CONDITIONS: **Cloudy 80°F**

Location: Guilderland, NY	**Sample ID: DTW-1**

PRESERVATIVE: HCL

ANALYSES REQUESTED: See COC

SAMPLING METHOD: ☒ Peristaltic Pump ☐ Bladder Pump

LOW FLOW: ☒ **YES** ☐ **NO**

DUPLICATE SAMPLE: ☐ **YES** ☒ **NO**

SAMPLES FILTERED: ☐ **YES** ☒ **NO**

2. WATER LEVEL DATA

MEASURING POINT: ☐ Top of PVC casing ☐ Other:

METHOD OF MEASUREMENT: NA

3. WELL EVACUATION DATA

Well Depth (wd):	40	(ft)	Diameter (d):	NA	(in)
Depth to Water (dw):	~13	(ft)	Water Column:	NA	(ft)
	Well Volume = (πr^2 x h)x 7.48 gal/ft3 =			NA	(gallons)
Length of Time Purged:	45	(minutes)	Purge Time:	0920	
Amount Purged:	5	(gallons)	Flow Rate:	250	ml/min

Sample Information

Date: **6/26/2013** **Time:** **1035**

Field Equipment Model #, Serial #, Calibration Date: **Peristaltic Pump / YSI 556 MPS (6/26/2013)**

4. FIELD PARAMETERS

Time	pH	Sp. Cond (mS/cm)	Temp. °C	Turbidity (NTU)	DO (mg/L)	ORP (mV)
1025	7.31	0.685	12.70	Error – High	0.46	30.2
1030	7.33	0.685	12.65	Error – High	0.42	6.3
1035						

5. NOTES: Turbidity very high

H2H Associates	NORTHEAST INDUSTRIAL PARK AREA OF CONCERN 3	GROUNDWATER FIELD DATA LOG

1. **CLIENT:** **USACE - NAB** **DATE:** **6/25/2013**

SAMPLED BY: **M. Montario** **TIME:** **1205**

WEATHER CONDITIONS: **Sunny cloudy 90°F**

Location: Guilderland, NY	**Sample ID: DTW-3**

PRESERVATIVE: HCL

ANALYSES REQUESTED: See COC

SAMPLING METHOD: ☒ Peristaltic Pump ☐ Bladder Pump

LOW FLOW: ☒ **YES** ☐ **NO**

DUPLICATE SAMPLE: ☐ **YES** ☒ **NO**

SAMPLES FILTERED: ☐ **YES** ☒ **NO**

2. WATER LEVEL DATA

MEASURING POINT: ☐ Top of PVC casing ☐ Other:

METHOD OF MEASUREMENT: NA

3. WELL EVACUATION DATA

Well Depth (wd):	61’	(ft)	Diameter (d):	NA	(in)
Depth to Water (dw):	10’	(ft)	Water Column:	NA	(ft)
		Well Volume = (πr^2 x h)x 7.48 gal/ft3 =		NA	(gallons)
Length of Time Purged:	35	(minutes)	Purge Time:	1220	
Amount Purged:	~2.5	(gallons)	Flow Rate:	300	ml/min

Sample Information

Date: **6/25/2013** **Time:** **1250**

Field Equipment Model #, Serial #, Calibration Date: **Peristaltic Pump (Masterflex)/ YSI 556 MPS**

4. FIELD PARAMETERS

Time	pH	Sp. Cond (mS/cm)	Temp. °C	Turbidity (NTU)	DO (mg/L)	ORP (mV)
1225	7.58	0.823	15.79	1358 (AU)	1.23	-88.5
1230	7.43	0.823	15.50	1682 (AU)	0.68	-121.1
1235	7.46	0.823	15.60	1791 (AU)	0.58	-134.0
1240	7.49	0.821	15.58	2240 (AU)	0.50	-137.0
1245	7.49	0.822	15.58	2386 (AU)	0.44	-138.0
1250						

5. NOTES:

H2H Associates	NORTHEAST INDUSTRIAL PARK AREA OF CONCERN 3	GROUNDWATER FIELD DATA LOG

1. **CLIENT:** USACE - NAB **DATE:** 6/24/2013

SAMPLED BY: M. Montario **TIME:** 1350

WEATHER CONDITIONS: Sunny 80°F

Location: Guilderland, NY	Sample ID: MW-1

PRESERVATIVE: HCL

ANALYSES REQUESTED: See COC

SAMPLING METHOD: ☐ Peristaltic Pump ☒ Bladder Pump

LOW FLOW: ☒ YES ☐ NO

DUPLICATE SAMPLE: ☐ YES ☒ NO

SAMPLES FILTERED: ☐ YES ☒ NO

2. WATER LEVEL DATA

MEASURING POINT: ☒ Top of PVC casing ☐ Other:

METHOD OF MEASUREMENT: Water Level Indicator

3. WELL EVACUATION DATA

Well Depth (wd):	31.2	(ft)	Diameter (d):	2	(in)
Depth to Water (dw):	16.80	(ft)	Water Column:	14.4	(ft)
Well Volume = (πr^2 x h)x 7.48 gal/ft3 =				2.35	(gallons)
Length of Time Purged:	55	(minutes)	Purge Time:	1410	
Amount Purged:	~5	(gallons)	Flow Rate:	250	ml/min

Sample Information

Date: 6/24/2013 **Time:** 1505

Field Equipment Model #, Serial #, Calibration Date: **YSI 556 MPS 6/24/2013 & Lamotte 2020**

4. FIELD PARAMETERS

Time	pH	Sp. Cond (mS/cm)	Temp. °C	Turbidity (NTU)	DO (mg/L)	ORP (mV)
1440	7.12	0.498	12.11	11.5	4.79	52.6
1445	7.13	0.498	12.14	14.16	4.82	51.1
1450	7.13	0.497	11.99	12.18	4.74	50.4
1455	7.13	0.497	12.09	11.57	4.79	50.2
1500	7.13	0.496	11.92	11.27	4.90	50.8

5. NOTES: No drawdown

H2H Associates	NORTHEAST INDUSTRIAL PARK AREA OF CONCERN 3	GROUNDWATER FIELD DATA LOG

1. **CLIENT:** **USACE - NAB** **DATE:** **6/26/2013**

SAMPLED BY: **M. Montario** **TIME:** **0930**

WEATHER CONDITIONS: **Cloudy 80°F**

Location: Guilderland, NY	**Sample ID: MW-5**

PRESERVATIVE: HCL

ANALYSES REQUESTED: See COC

SAMPLING METHOD: ☐ Peristaltic Pump ☒ Bladder Pump

LOW FLOW: ☒ **YES** ☐ **NO**

DUPLICATE SAMPLE: ☐ **YES** ☒ **NO**

SAMPLES FILTERED: ☐ **YES** ☒ **NO**

2. WATER LEVEL DATA

MEASURING POINT: ☒ Top of PVC casing ☐ Other:

METHOD OF MEASUREMENT: Water Level Indicator

3. WELL EVACUATION DATA

Well Depth (wd):	20'	(ft)	Diameter (d):	2.00	(in)
Depth to Water (dw):	13.34	(ft)	Water Column:	6.6	(ft)
		Well Volume = (πr^2 x h)x 7.48 gal/ft3 =		1.08	(gallons)
Length of Time Purged:	25	(minutes)	Purge Time:	0940	
Amount Purged:	2.0	(gallons)	Flow Rate:	200	ml/min

Sample Information

Date: **6/26/2013** **Time:** **1005**

Field Equipment Model #, Serial #, Calibration Date: **QED Micropurge / YSI 556 MPS**

4. FIELD PARAMETERS

Time	pH	Sp. Cond (mS/cm)	Temp. °C	Turbidity (NTU)	DO (mg/L)	ORP (mV)
0952	6.43	0.542	9.82	6.75	6.03	136.7
0957	6.47	0.543	9.69	4.33	5.98	133.9
1002	6.51	0.542	9.58	6.25	5.94	130.1

5. NOTES: No drawdown

H2H Associates	NORTHEAST INDUSTRIAL PARK AREA OF CONCERN 3	GROUNDWATER FIELD DATA LOG

1. **CLIENT:** USACE - NAB **DATE:** 6/24/2013

SAMPLED BY: M. Montario **TIME:** 1545

WEATHER CONDITIONS: Sunny Cloudy 93°F

Location: Guilderland, NY	Sample ID: MW-8

PRESERVATIVE: HCL

ANALYSES REQUESTED: See COC

SAMPLING METHOD: ☐ Peristaltic Pump ☒ Bladder Pump

LOW FLOW: ☒ YES ☐ NO

DUPLICATE SAMPLE: ☐ YES ☒ NO

SAMPLES FILTERED: ☐ YES ☒ NO

2. WATER LEVEL DATA

MEASURING POINT: ☒ Top of PVC casing ☐ Other:

METHOD OF MEASUREMENT: Water Level Indicator

3. WELL EVACUATION DATA

Well Depth (wd):	29	(ft)	Diameter (d):	2.00	(in)
Depth to Water (dw):	14.43	(ft)	Water Column:	14.57	(ft)
		Well Volume = (πr^2 x h)x 7.48 gal/ft3 =		2.37	(gallons)
Length of Time Purged:	30	(minutes)	Purge Time:	1600	
Amount Purged:	~2.0	(gallons)	Flow Rate:	300	ml/min

Sample Information

Date: 6/24/2013 **Time:** 1635

Field Equipment Model #, Serial #, Calibration Date: **YSI 556 MPS / 6/24/2013 & Lamotte 2020**

4. FIELD PARAMETERS

Time	pH	Sp. Cond (mS/cm)	Temp. °C	Turbidity (NTU)	DO (mg/L)	ORP (mV)
1620	7.02	0.598	9.27	7.52	2.74	55.4
1625	7.00	0.596	9.29	6.87	2.77	58.4
1630	6.96	0.594	9.33	6.33	2.91	61.1

5. NOTES:

H2H Associates	NORTHEAST INDUSTRIAL PARK AREA OF CONCERN 3	GROUNDWATER FIELD DATA LOG

1. **CLIENT:** USACE - NAB **DATE:** 6/27/2013

SAMPLED BY: M. Montario **TIME:** 1530

WEATHER CONDITIONS: Rain 90°F

Location: Guilderland, NY	Sample ID: MW-9

PRESERVATIVE: HCL

ANALYSES REQUESTED: See COC

SAMPLING METHOD: ☐ Peristaltic Pump ☒ Bladder Pump

LOW FLOW: ☒ YES ☐ NO

DUPLICATE SAMPLE: ☐ YES ☒ NO

SAMPLES FILTERED: ☐ YES ☒ NO

2. WATER LEVEL DATA

MEASURING POINT: ☒ Top of PVC casing ☐ Other:

METHOD OF MEASUREMENT: Water Level Indicator

3. WELL EVACUATION DATA

Well Depth (wd):	27	(ft)	Diameter (d):	2.00	(in)
Depth to Water (dw):	10.83	(ft)	Water Column:	16.17	(ft)
Well Volume = (πr^2 x h)x 7.48 gal/ft3 =				2.63	(gallons)
Length of Time Purged:	35	(minutes)	Purge Time:	1545	
Amount Purged:	~1.5	(gallons)	Flow Rate:	300	ml/min

Sample Information

Date: 6/25/2013 **Time:** 1620

Field Equipment Model #, Serial #, Calibration Date: **QED Micro purge pump / YSI 556 MPS**

4. FIELD PARAMETERS

Time	pH	Sp. Cond (mS/cm)	Temp. °C	Turbidity (NTU)	DO (mg/L)	ORP (mV)
1610	6.77	0.844	11.63	12.81	5.59	70.7
1615	6.77	0.844	11.54	10.95	5.55	71.5
1620	6.77	0.844	11.50	10.67	5.57	71.0

5. NOTES:

H2H Associates	NORTHEAST INDUSTRIAL PARK AREA OF CONCERN 3	GROUNDWATER FIELD DATA LOG

1. **CLIENT:** USACE - NAB **DATE:** 8/27/2013

SAMPLED BY: M. Montario **TIME:** 1110

WEATHER CONDITION: Sunny 86°F

Location: Guilderland, NY	Sample ID: STW-8

PRESERVATIVE: HCL

ANALYSES REQUESTED: See COC

SAMPLING METHOD: ☒ Peristaltic Pump ☐ Bladder Pump

LOW FLOW: ☒ YES ☐ NO

DUPLICATE SAMPLE: ☐ YES ☒ NO

SAMPLES FILTERED: ☐ YES ☒ NO

2. **WATER LEVEL DATA**

MEASURING POINT: ☐ Top of PVC riser ☐ Other:

METHOD OF MEASUREMENT: N/A

3. **WELL EVACUATION DATA**

Well Depth (wd):	10.5-14.5	(ft)	Diameter (d):	NA	(in)
Depth to Water (dw):	NA	(ft)	Water Column:	NA	(ft)
	Well Volume=(∏r2 x h)x7.48 gal/ft3 =			NA	(gallons)
Length of Time Purged:	33	(minutes)	Purge Start Time:	1110	
Amount Purged:	~5	(gallons)	Flow Rate:	~300	(ml/min)

Sample Information

Date: 8/27/13 Time: 1145

Field Equipment Model #, Serial #, Calibration Date: YSI 556-17843 Hach 2100Q - 18981

Time	pH	Sp. Cond (mS/cm)	Temp. °C	Turbidity (NTU)	DO (mg/L)	ORP (mV)
1116	5.39	1.931	16.38	76.6	9.56	115.2
1121	3.98	1.907	16.05	53.4	7.19	180.6
1127	4.18	1.904	15.97	24.9	6.76	231.7
1133	4.65	1.891	16.14	18.9	6.62	248.4
1138	4.90	1.886	15.73	13.7	6.36	256.9
1143	4.90	1.880	15.91	10.1	6.41	269.6

5. **NOTES:**

H2H Associates	NORTHEAST INDUSTRIAL PARK AREA OF CONCERN 3	GROUNDWATER FIELD DATA LOG

1. **CLIENT:** USACE - NAB **DATE:** 8/27/2013

SAMPLED BY: M. Montario **TIME:** 1305

WEATHER CONDITION: Cloudy 70°F

Location: Guilderland, NY	Sample ID: STW-7

PRESERVATIVE: HCL

ANALYSES REQUESTED: See COC

SAMPLING METHOD: ☒ Peristaltic Pump ☐ Bladder Pump

LOW FLOW: ☒ YES ☐ NO

DUPLICATE SAMPLE: ☐ YES ☒ NO

SAMPLES FILTERED: ☐ YES ☒ NO

2. **WATER LEVEL DATA**

MEASURING POINT: ☐ Top of PVC riser ☐ Other:

METHOD OF MEASUREMENT: N/A

3. **WELL EVACUATION DATA**

Well Depth (wd):	23-27'	(ft)	Diameter (d):	NA	(in)
Depth to Water (dw):	NA	(ft)	Water Column:	NA	(ft)
	Well Volume=(∏r2 x h)x7.48 gal/ft3 =				(gallons)
Length of Time Purged:	60	(minutes)	Purge Start Time:	1305	
Amount Purged:	~5	(gallons)	Flow Rate:	200	(ml/min)

Sample Information

Date: 8/27/2013 **Time:** 1405

Field Equipment Model #, Serial #, Calibration Date: YSI 556-17843 Hach 2100Q - 18981

3. **FIELD PARAMETERS**

Time	pH	Sp. Cond (mS/cm)	Temp. °C	Turbidity (NTU)	DO (mg/L)	ORP (mV)
1323	5.48	1.076	16.01	Error High	6.71	96.7
1328	4.85	1.083	15.76	Error High	6.51	113.1
1333	4.36	1.084	15.33	Error High	6.25	246.4
1338	4.63	1.088	15.07	532	6.15	273.0
1343	4.73	1.082	15.13	579	5.89	278.6
1348	4.95	1.088	15.05	210	5.70	281.0
1353	5.37	1.084	14.62	230	5.69	261.3
1358	5.66	1.082	14.67	335	5.70	226.3
1403	5.72	1.083	14.43		5.84	215.1

5. **NOTES: No water at original location, moved 8' away to try again.**

H2H Associates	NORTHEAST INDUSTRIAL PARK AREA OF CONCERN 3	GROUNDWATER FIELD DATA LOG

1. **CLIENT:** USACE - NAB **DATE:** 8/27/2013

SAMPLED BY: M. Montario **TIME:** 1450

WEATHER CONDITION: Sunny 78°F

Location: Guilderland, NY	Sample ID: STW-9

PRESERVATIVE: HCL

ANALYSES REQUESTED: See COC

SAMPLING METHOD: ☒ Peristaltic Pump ☐ Bladder Pump

LOW FLOW: ☒ YES ☐ NO

DUPLICATE SAMPLE: ☐ YES ☒ NO

SAMPLES FILTERED: ☐ YES ☒ NO

2. **WATER LEVEL DATA**

MEASURING POINT: ☐ Top of PVC riser ☐ Other:

METHOD OF MEASUREMENT: N/A

3. **WELL EVACUATION DATA**

Well Depth (wd):	16-20'	(ft)	Diameter (d):	NA	(in)
Depth to Water (dw):	NA	(ft)	Water Column:	NA	(ft)
Well Volume=(∏r2 x h)x7.48 gal/ft3 =				NA	(gallons)
Length of Time Purged:	45	(minutes)	Purge Start Time:	1455	
Amount Purged:	~4.5	(gallons)	Flow Rate:	240	(ml/min)

Sample Information

Date: 8/27/2013 **Time:** 1545

Field Equipment Model #, Serial #, Calibration Date: YSI 556-17843 Hach 2100Q - 18981

3. **FIELD PARAMETERS**

Time	pH	Sp. Cond (mS/cm)	Temp. °C	Turbidity (NTU)	DO (mg/L)	ORP (mV)
1520	5.28	0.899	17.61	Error High	8.24	105.8
1525	5.49	0.898	17.32	533	7.97	106.7
1530	5.56	0.900	17.32	164	7.71	77.8
1535	5.54	0.902	17.14	115	7.76	70.7
1540	5.54	0.901	17.15	110	7.74	70.4
1545						

5. **NOTES:**

H2H Associates	NORTHEAST INDUSTRIAL PARK AREA OF CONCERN 3	GROUNDWATER FIELD DATA LOG

1. **CLIENT:** USACE - NAB **DATE:** 8/28/2013

SAMPLED BY: M. Montario **TIME:** 0810

WEATHER CONDITION: Partly Sunny 70°F

Location: Guilderland, NY	Sample ID: STW-10

PRESERVATIVE: HCL

ANALYSES REQUESTED: See COC

SAMPLING METHOD: ☒ Peristaltic Pump ☐ Bladder Pump

LOW FLOW: ☒ YES ☐ NO

DUPLICATE SAMPLE: ☐ YES ☒ NO

SAMPLES FILTERED: ☐ YES ☒ NO

2. **WATER LEVEL DATA**

MEASURING POINT: ☐ Top of PVC riser ☐ Other:

METHOD OF MEASUREMENT: N/A

3. **WELL EVACUATION DATA**

Well Depth (wd):	16-20'	(ft)	Diameter (d):	NA	(in)
Depth to Water (dw):	NA	(ft)	Water Column:	NA	(ft)
Well Volume=(∏r2 x h)x7.48 gal/ft3 =				NA	(gallons)
Length of Time Purged:	25	(minutes)	Purge Start Time:	0815	
Amount Purged:	~3	(gallons)	Flow Rate:	~300	(ml/min)

Sample Information

Date: 8/28/2013 Time: 0845

Field Equipment Model #, Serial #, Calibration Date: YSI 556-17843 Hach 2100Q - 18981

3. **FIELD PARAMETERS**

Time	pH	Sp. Cond (mS/cm)	Temp. °C	Turbidity (NTU)	DO (mg/L)	ORP (mV)
0819	6.20	0.914	15.14	725	6.45	173.9
0824	6.24	0.906	15.00	394	6.15	164.3
0829	6.31	0.888	14.97	237	5.99	155.3
0834	6.33	0.880	14.91	88.5	5.86	149.0
0839	6.34	0.871	15.01	40.6	5.71	144.9

5. **NOTES:**

H2H Associates	NORTHEAST INDUSTRIAL PARK AREA OF CONCERN 3	GROUNDWATER FIELD DATA LOG

1. **CLIENT:** USACE - NAB **DATE:** 8/28/2013

SAMPLED BY: M. Montario **TIME:** 0930

WEATHER CONDITION: Sunny 75°F

Location: Guilderland, NY	Sample ID: STW-11

PRESERVATIVE: HCL

ANALYSES REQUESTED: See COC

SAMPLING METHOD: ☒ Peristaltic Pump ☐ Bladder Pump

LOW FLOW: ☒ YES ☐ NO

DUPLICATE SAMPLE: ☒ YES ☐ NO

SAMPLES FILTERED: ☐ YES ☒ NO

2. **WATER LEVEL DATA**

MEASURING POINT: ☐ Top of PVC riser ☐ Other:

METHOD OF MEASUREMENT: N/A

3. **WELL EVACUATION DATA**

Well Depth (wd):	16-20'	(ft)	Diameter (d):	NA	(in)
Depth to Water (dw):	NA	(ft)	Water Column:	NA	(ft)
	Well Volume=(∏r2 x h)x7.48 gal/ft3 =			NA	(gallons)
Length of Time Purged:	55	(minutes)	Purge Start Time:	0935	
Amount Purged:	~4.5	(gallons)	Flow Rate:	~300	(ml/min)

Sample Information

Date: 8/28/2013 Time: 1030

Field Equipment Model #, Serial #, Calibration Date: YSI 556-17843 Hach 2100Q - 18981

3. **FIELD PARAMETERS**

Time	pH	Sp. Cond (mS/cm)	Temp. °C	Turbidity (NTU)	DO (mg/L)	ORP (mV)
0950	7.01	0.774	18.69	Error High	1.75	14.0
0955	6.82	0.767	18.13	Error High	1.16	8.5
1000	6.77	0.765	18.13	821	0.95	1.4
1005	6.75	0.763	18.06	561	0.84	-6.9
1010	6.75	0.765	18.19	312	0.73	-17.7
1015	6.75	0.763	18.21	270	0.65	-26.4
1020	6.73	0.764	18.18	231	0.61	-27.9
1025	6.72	0.765	18.19	300	0.57	-28.9

5. **NOTES: Collected Duplicate DUP-1-8-28-13**

H2H Associates	NORTHEAST INDUSTRIAL PARK AREA OF CONCERN 3	GROUNDWATER FIELD DATA LOG

1. **CLIENT:** USACE - NAB **DATE:** 8/28/2013

SAMPLED BY: M. Montario **TIME:** 1410

WEATHER CONDITION: Sunny 87°F

Location: Guilderland, NY	Sample ID: DTW-4

PRESERVATIVE: HCL

ANALYSES REQUESTED: See COC

SAMPLING METHOD: ☒ Peristaltic Pump ☐ Bladder Pump

LOW FLOW: ☒ YES ☐ NO

DUPLICATE SAMPLE: ☐ YES ☒ NO

SAMPLES FILTERED: ☐ YES ☒ NO

2. **WATER LEVEL DATA**

MEASURING POINT: ☐ Top of PVC riser ☐ Other:

METHOD OF MEASUREMENT: N/A

3. **WELL EVACUATION DATA**

Well Depth (wd):	62-66'	(ft)	Diameter (d):	NA	(in)
Depth to Water (dw):	NA	(ft)	Water Column:	NA	(ft)
	Well Volume=(∏r2 x h)x7.48 gal/ft3 =			NA	(gallons)
Length of Time Purged:	20	(minutes)	Purge Start Time:	1410	
Amount Purged:	~2	(gallons)	Flow Rate:	NA	(ml/min)

Sample Information

Date: 8/28/2013 Time: 1430

Field Equipment Model #, Serial #, Calibration Date: YSI 556-17843 Hach 2100Q - 18981

3. **FIELD PARAMETERS**

Time	pH	Sp. Cond (mS/cm)	Temp. °C	Turbidity (NTU)	DO (mg/L)	ORP (mV)

5. **NOTES:**

Peristaltic pump not pulling water, tried check valve as well purged ~2 gallons manually using check valve will collect sample as is.

H2H Associates	NORTHEAST INDUSTRIAL PARK AREA OF CONCERN 3	GROUNDWATER FIELD DATA LOG

1. **CLIENT:** USACE - NAB **DATE:** 8/28/2013

SAMPLED BY: M. Montario **TIME:** 1540

WEATHER CONDITION: Sunny, Hot 88°F

Location: Guilderland, NY	Sample ID: STW-6

PRESERVATIVE: HCL

ANALYSES REQUESTED: See COC

SAMPLING METHOD: ☒ Peristaltic Pump ☐ Bladder Pump

LOW FLOW: ☒ YES ☐ NO

DUPLICATE SAMPLE: ☐ YES ☒ NO

SAMPLES FILTERED: ☐ YES ☒ NO

2. **WATER LEVEL DATA**

MEASURING POINT: ☐ Top of PVC riser ☐ Other:

METHOD OF MEASUREMENT: N/A

3. **WELL EVACUATION DATA**

Well Depth (wd):	19-23'	(ft)	Diameter (d):	NA	(in)
Depth to Water (dw):	NA	(ft)	Water Column:	NA	(ft)
	Well Volume=(∏r2 x h)x7.48 gal/ft3 =			NA	(gallons)
Length of Time Purged:	55	(minutes)	Purge Start Time:	1545	
Amount Purged:	~4	(gallons)	Flow Rate:	~300	(ml/min)

Sample Information

Date: 8/28/2013 Time: 1640

Field Equipment Model #, Serial #, Calibration Date: YSI 556-17843 Hach 2100Q - 18981

3. **FIELD PARAMETERS**

Time	pH	Sp. Cond (mS/cm)	Temp. °C	Turbidity (NTU)	DO (mg/L)	ORP (mV)
1609	6.34	0.901	18.61	Error High	2.84	138.2
1614	6.19	0.873	18.60	Error High	4.18	123.5
1620	6.01	0.883	18.27	Error High	3.15	107.4
1625	5.97	0.869	18.20	Error High	3.10	91.3
1630	6.01	0.851	18.17	Error High	3.19	71.8
1635	6.06	0.842	18.07	Error High	3.27	58.6

5. **NOTES:**

H2H Associates	NORTHEAST INDUSTRIAL PARK AREA OF CONCERN 3	GROUNDWATER FIELD DATA LOG

1. **CLIENT:** USACE - NAB **DATE:** 8/29/2013

SAMPLED BY: M. Montario **TIME:** 0810

WEATHER CONDITION: Sunny 75°F

Location: Guilderland, NY	Sample ID: STW-13 (ms, msd)

PRESERVATIVE: HCL

ANALYSES REQUESTED: See COC

SAMPLING METHOD: ☒ Peristaltic Pump ☐ Bladder Pump

LOW FLOW: ☒ YES ☐ NO

DUPLICATE SAMPLE: ☐ YES ☒ NO

SAMPLES FILTERED: ☐ YES ☒ NO

MS/MSD

2. **WATER LEVEL DATA**

MEASURING POINT: ☐ Top of PVC riser ☐ Other:

METHOD OF MEASUREMENT: N/A

3. **WELL EVACUATION DATA**

Well Depth (wd):	16-20’	(ft)	Diameter (d):	NA	(in)
Depth to Water (dw):	NA	(ft)	Water Column:	NA	(ft)
	Well Volume=(∏r2 x h)x7.48 gal/ft3 =			NA	(gallons)
Length of Time Purged:	55	(minutes)	Purge Start Time:	0820	
Amount Purged:	~5	(gallons)	Flow Rate:	~300	(ml/min)

Sample Information

Date: 8/29/2013 Time: 0915, MS/0916 / MSD/0917

Field Equipment Model #, Serial #, Calibration Date: YSI 556-17843 Hach 2100Q - 18981

3. **FIELD PARAMETERS**

Time	pH	Sp. Cond (mS/cm)	Temp. °C	Turbidity (NTU)	DO (mg/L)	ORP (mV)
0900	6.78	0.716	17.08	40.8	0.66	136.2
0905	6.73	0.715	16.95	24.1	0.56	124.4
0910	6.69	0.709	16.99	20.6	0.59	116.0

5. NOTES: PID hit of 2.5ppm on soils at 15’-20’ Depth

MS/MSD collected at this location; MSD-STW-13 / MS-STW-13

H2H Associates	NORTHEAST INDUSTRIAL PARK AREA OF CONCERN 3	GROUNDWATER FIELD DATA LOG

1. **CLIENT:** USACE - NAB **DATE:** 8/29/2013

SAMPLED BY: M. Montario **TIME:** 0810

WEATHER CONDITION: Sunny 75°F

Location: Guilderland, NY	Sample ID: STW-13

PRESERVATIVE: HCL

ANALYSES REQUESTED: See COC

SAMPLING METHOD: ☒ Peristaltic Pump ☐ Bladder Pump

LOW FLOW: ☒ YES ☐ NO

DUPLICATE SAMPLE: ☐ YES ☒ NO

SAMPLES FILTERED: ☐ YES ☒ NO

2. **WATER LEVEL DATA**

MEASURING POINT: ☐ Top of PVC riser ☐ Other:

METHOD OF MEASUREMENT: N/A

3. **WELL EVACUATION DATA**

Well Depth (wd):	15-19'	(ft)	Diameter (d):	NA	(in)
Depth to Water (dw):	NA	(ft)	Water Column:	NA	(ft)
	Well Volume=(∏r2 x h)x7.48 gal/ft3 =			NA	(gallons)
Length of Time Purged:	60	(minutes)	Purge Start Time:	1720	
Amount Purged:	~5	(gallons)	Flow Rate:	~200	(ml/min)

Sample Information

Date: 8/28/2013 Time: 1820

Field Equipment Model #, Serial #, Calibration Date: YSI 556-17843 Hach 2100Q - 18981

3. **FIELD PARAMETERS**

Time	pH	Sp. Cond (mS/cm)	Temp. °C	Turbidity (NTU)	DO (mg/L)	ORP (mV)
1751	6.24	5.074	17.22	Error High	0.60	84.1
1754	6.17	5.044	17.04	Error High	0.50	79.5
1800	6.12	4.980	16.91	Error High	0.43	64.8
1805	6.11	4.910	16.82	Error High	0.48	57.6
1810	6.11	4.898	16.80	671	0.42	57.6
1815	6.11	4.855	16.77	363	6.35	45.9

5. **NOTES:**

H2H Associates	NORTHEAST INDUSTRIAL PARK AREA OF CONCERN 3	GROUNDWATER FIELD DATA LOG

1. **CLIENT:** USACE - NAB **DATE:** 8/28/2013

SAMPLED BY: M. Montario **TIME:** 1720

WEATHER CONDITION: Sunny Hot 86°F

Location: Guilderland, NY	Sample ID: STW-14

PRESERVATIVE: HCL

ANALYSES REQUESTED: See COC

SAMPLING METHOD: ☒ Peristaltic Pump ☐ Bladder Pump

LOW FLOW: ☒ YES ☐ NO

DUPLICATE SAMPLE: ☐ YES ☒ NO

SAMPLES FILTERED: ☐ YES ☒ NO

2. **WATER LEVEL DATA**

MEASURING POINT: ☐ Top of PVC riser ☐ Other:

METHOD OF MEASUREMENT: N/A

3. **WELL EVACUATION DATA**

Well Depth (wd):	15-19'	(ft)	Diameter (d):	NA	(in)
Depth to Water (dw):	NA	(ft)	Water Column:	NA	(ft)
	Well Volume=(∏r2 x h)x7.48 gal/ft3 =			NA	(gallons)
Length of Time Purged:	60	(minutes)	Purge Start Time:	1720	
Amount Purged:	~5	(gallons)	Flow Rate:	~200	(ml/min)

Sample Information

Date: 8/28/2013 Time: 1820

Field Equipment Model #, Serial #, Calibration Date: YSI 556-17843 Hach 2100Q - 18981

3. **FIELD PARAMETERS**

Time	pH	Sp. Cond (mS/cm)	Temp. °C	Turbidity (NTU)	DO (mg/L)	ORP (mV)
1751	6.24	5.074	17.22	Error High	0.60	84.1
1754	6.17	5.044	17.04	Error High	0.50	79.5
1800	6.12	4.980	16.91	Error High	0.43	64.8
1810	6.11	4.898	16.80	671	0.42	57.6
1815	6.11	4.855	16.77	363	0.35	45.9

5. **NOTES:**

H2H Associates	NORTHEAST INDUSTRIAL PARK AREA OF CONCERN 3	GROUNDWATER FIELD DATA LOG

1. **CLIENT:** USACE - NAB **DATE:** 8/29/2013

SAMPLED BY: M. Montario **TIME:** 1020

WEATHER CONDITION: Cloudy 78°F

Location: Guilderland, NY	Sample ID: STW-15

PRESERVATIVE: HCL

ANALYSES REQUESTED: See COC

SAMPLING METHOD: ☒ Peristaltic Pump ☐ Bladder Pump

LOW FLOW: ☒ YES ☐ NO

DUPLICATE SAMPLE: ☐ YES ☒ NO

SAMPLES FILTERED: ☐ YES ☒ NO

2. **WATER LEVEL DATA**

MEASURING POINT: ☐ Top of PVC riser ☐ Other:

METHOD OF MEASUREMENT: N/A

3. **WELL EVACUATION DATA**

Well Depth (wd):	21-25'	(ft)	Diameter (d):	NA	(in)
Depth to Water (dw):	NA	(ft)	Water Column:	NA	(ft)
	Well Volume=(∏r2 x h)x7.48 gal/ft3 =			NA	(gallons)
Length of Time Purged:	50	(minutes)	Purge Start Time:	1020	
Amount Purged:	~4.5	(gallons)	Flow Rate:	~300	(ml/min)

Sample Information

Date: 8/29/2013 Time: 1110

Field Equipment Model #, Serial #, Calibration Date: YSI 556-17843 Hach 2100Q - 18981

3. **FIELD PARAMETERS**

Time	pH	Sp. Cond (mS/cm)	Temp. °C	Turbidity (NTU)	DO (mg/L)	ORP (mV)
1045	6.41	0.916	14.66	Error High	3.40	167.3
1100	6.75	0.916	14.42	Error High	0.55	121.8
1103	6.76	0.915	14.38	Error High	0.53	116.8
1106	6.76	0.915	14.36	Error High	0.50	112.5

5. **NOTES:**

H2H Associates	NORTHEAST INDUSTRIAL PARK AREA OF CONCERN 3	GROUNDWATER FIELD DATA LOG

1. **CLIENT:** USACE - NAB **DATE:** 8/29/2013

SAMPLED BY: M. Montario **TIME:** 1325

WEATHER CONDITION: Sunny

Location: Guilderland, NY	Sample ID: STW-12

PRESERVATIVE: HCL

ANALYSES REQUESTED: See COC

SAMPLING METHOD: ☒ Peristaltic Pump ☐ Bladder Pump

LOW FLOW: ☒ YES ☐ NO

DUPLICATE SAMPLE: ☐ YES ☒ NO

SAMPLES FILTERED: ☐ YES ☒ NO

2. **WATER LEVEL DATA**

MEASURING POINT: ☐ Top of PVC riser ☐ Other:

METHOD OF MEASUREMENT: N/A

3. **WELL EVACUATION DATA**

Well Depth (wd):	21-25'	(ft)	Diameter (d):	NA	(in)
Depth to Water (dw):	NA	(ft)	Water Column:	NA	(ft)
	Well Volume=(∏r2 x h)x7.48 gal/ft3 =			NA	(gallons)
Length of Time Purged:	45	(minutes)	Purge Start Time:	1530	
Amount Purged:	~4	(gallons)	Flow Rate:	~300	(ml/min)

Sample Information

Date: 8/29/2013 Time: 1615

Field Equipment Model #, Serial #, Calibration Date: YSI 556-17843 Hach 2100Q - 18981

3. **FIELD PARAMETERS**

Time	pH	Sp. Cond (mS/cm)	Temp. °C	Turbidity (NTU)	DO (mg/L)	ORP (mV)
1605	6.42	1.551	13.45	Error High	0.77	-71.2
1610	6.35	1.573	13.22	Error High	0.58	-77.0
1615	6.31	1.581	13.16	Error High	0.49	-78.5

5. **NOTES:**

H2H Associates	NORTHEAST INDUSTRIAL PARK AREA OF CONCERN 3	GROUNDWATER FIELD DATA LOG

1. **CLIENT:** USACE - NAB **DATE:** 8/29/2013

SAMPLED BY: M. Montario **TIME:** 1350

WEATHER CONDITION: Sunny 80°F

Location: Guilderland, NY	Sample ID: DTW-5

PRESERVATIVE: HCL

ANALYSES REQUESTED: See COC

SAMPLING METHOD: ☒ Peristaltic Pump ☐ Bladder Pump

LOW FLOW: ☒ YES ☐ NO

DUPLICATE SAMPLE: ☐ YES ☒ NO

SAMPLES FILTERED: ☐ YES ☒ NO

2. **WATER LEVEL DATA**

MEASURING POINT: ☐ Top of PVC riser ☐ Other:

METHOD OF MEASUREMENT: N/A

3. **WELL EVACUATION DATA**

Well Depth (wd):	61-65'	(ft)	Diameter (d):	NA	(in)
Depth to Water (dw):	NA	(ft)	Water Column:	NA	(ft)
	Well Volume=(∏r2 x h)x7.48 gal/ft3 =			NA	(gallons)
Length of Time Purged:	20	(minutes)	Purge Start Time:	1400	
Amount Purged:	0	(gallons)	Flow Rate:	**NA**	(ml/min)

Sample Information

Date: 8/29/2013 Time: 1420

Field Equipment Model #, Serial #, Calibration Date: YSI 556-17843 Hach 2100Q - 18981

3. **FIELD PARAMETERS**

Time	pH	Sp. Cond (mS/cm)	Temp. °C	Turbidity (NTU)	DO (mg/L)	ORP (mV)

5. **NOTES: Water not coming up tubing similar to DTW-4 had to fill sample vials using water in Teflon sampling tube took three trips down hole to collect enough water. Sample was very turbid.**

H2H Associates	NORTHEAST INDUSTRIAL PARK AREA OF CONCERN 3	GROUNDWATER FIELD DATA LOG

1. **CLIENT:** USACE - NAB **DATE:** 8/29/2013

SAMPLED BY: M. Montario **TIME:** 1650

WEATHER CONDITION: Sunny 80°F

Location: Guilderland, NY	Sample ID: STW-16

PRESERVATIVE: HCL

ANALYSES REQUESTED: See COC

SAMPLING METHOD: ☒ Peristaltic Pump ☐ Bladder Pump

LOW FLOW: ☒ YES ☐ NO

DUPLICATE SAMPLE: ☐ YES ☒ NO

SAMPLES FILTERED: ☐ YES ☒ NO

2. **WATER LEVEL DATA**

MEASURING POINT: ☐ Top of PVC riser ☐ Other:

METHOD OF MEASUREMENT: N/A

3. **WELL EVACUATION DATA**

Well Depth (wd):	21-25'	(ft)	Diameter (d):	NA	(in)
Depth to Water (dw):	NA	(ft)	Water Column:	NA	(ft)
Well Volume=(∏r2 x h)x7.48 gal/ft3 =				NA	(gallons)
Length of Time Purged:	80	(minutes)	Purge Start Time:	1655	
Amount Purged:	~6	(gallons)	Flow Rate:	~300	(ml/min)

Sample Information

Date: 8/29/2013 Time: 1815

Field Equipment Model #, Serial #, Calibration Date: YSI 556-17843 Hach 2100Q - 18981

3. **FIELD PARAMETERS**

Time	pH	Sp. Cond (mS/cm)	Temp. °C	Turbidity (NTU)	DO (mg/L)	ORP (mV)
1800	6.40	0.860	14.08	53.1	3.31	29.7
1804	6.40	0.861	14.00	23.0	2.70	30.9
1808	6.40	0.860	13.93	30.8	2.90	28.8

5. **NOTES: Purged for over an hour**

H2H Associates	NORTHEAST INDUSTRIAL PARK AREA OF CONCERN 3	GROUNDWATER FIELD DATA LOG

1. **CLIENT:** _USACE-NAB **DATE:** _4/3/14

SAMPLED BY: _M. Montario **TIME:** 1445

WEATHER CONDITIONS: _Sunny cool 45°F

Location: NEIP AOC#3	**Sample ID: MW-10**

ANALYSES REQUESTED: __See COC__

 # OF CONTAINERS: _3___

SAMPLING METHOD: ☐ Peristaltic Pump ☒ Bladder Pump

LOW FLOW: ☒ **YES** ☐ **NO**

DUPLICATE SAMPLE: ☐ **YES** ☒ **NO**

SAMPLES FILTERED: ☐ **YES** ☒ **NO**

2. **WATER LEVEL DATA**

MEASURING POINT: ☒ Top of PVC riser ☐ Other:

METHOD OF MEASUREMENT: _Water Level Meter

3. **WELL EVACUATION DATA**

Well Depth (wd):	24.11	(ft)	Diameter (d):	2	(in)
Depth to Water (dw):	10.33	(ft)	Water Column:	13.78	(ft)
	Well Volume=(∏r2 x h)x7.48 gal/ft3 =			2.20	(gallons)
Length of Time Purged:	37	(minutes)	Purge Start Time:	1500	
Amount Purged:	~2.75	(gallons)	Flow Rate:	**~260**	(ml/min)

Sample Information

Date: 4/3/2014 **Time:** 1542

Field Equipment Model #, Serial #, Calibration Date:

3. **FIELD PARAMETERS**

Time	pH	Sp. Cond (mS/cm)	Temp. °C	Turbidity (NTU)	DO (mg/L)	ORP (mV)
1527	6.80	0.851	8.66	11.8	9.84	86.8
1532	6.80	0.845	8.58	7.66	9.82	89.8
1537	6.78	0.844	8.58	6.60	9.63	92.9

5. **NOTES: Sample @ 1542**

H2H Associates	NORTHEAST INDUSTRIAL PARK AREA OF CONCERN 3	GROUNDWATER FIELD DATA LOG

1. **CLIENT:** _USACE-NAB_ **DATE:** __4/3/2014_

SAMPLED BY: _M. Montario_ **TIME:** _1515_

WEATHER CONDITIONS: _Sunny Cool 45°F_

Location: NEIP AOC#3	**Sample ID: MW-11 (New Well)**

ANALYSES REQUESTED: __See COC__

 # OF CONTAINERS: _3___

SAMPLING METHOD: ☐ Peristaltic Pump ☒ Bladder Pump

LOW FLOW: ☒ **YES** ☐ **NO**

DUPLICATE SAMPLE: ☐ **YES** ☒ **NO**

SAMPLES FILTERED: ☐ **YES** ☒ **NO**

2. **WATER LEVEL DATA**

MEASURING POINT: ☒ Top of PVC riser ☐ Other:

METHOD OF MEASUREMENT: _Water Level Meter

3. **WELL EVACUATION DATA**

Well Depth (wd):	22.37	(ft)	Diameter (d):	2	(in)
Depth to Water (dw):	10.84	(ft)	Water Column:	11.53	(ft)
	Well Volume=(∏r2 x h)x7.48 gal/ft3 =			1.84	(gallons)
Length of Time Purged:	38	(minutes)	Purge Start Time:	1340	
Amount Purged:	~3.5	(gallons)	Flow Rate:	**~300**	(ml/min)

Sample Information

Date: 4/3/2014 **Time:** 1423

Field Equipment Model #, Serial #, Calibration Date:

3. **FIELD PARAMETERS**

Time	pH	Sp. Cond (mS/cm)	Temp. °C	Turbidity (NTU)	DO (mg/L)	ORP (mV)
1408	6.70	0.632	9.20	8.53	9.74	91.5
1413	6.69	0.629	9.13	6.13	9.59	89.9
1418	6.68	0.627	9.07	5.24	9.55	91.1

5. **NOTES: Sample @ 1423; first sample from MW-11**

H2H Associates	NORTHEAST INDUSTRIAL PARK AREA OF CONCERN 3	GROUNDWATER FIELD DATA LOG

1. **CLIENT:** _USACE-NAB **DATE:** 4/3/2014

SAMPLED BY: _M. Montario **TIME:** 1045

WEATHER CONDITIONS: _Sunny cold 40°F_____

Location: NEIP AOC#3	**Sample ID: MW-12 (New well)**

ANALYSES REQUESTED: __See COC__

 # OF CONTAINERS: _3___

SAMPLING METHOD: ☐ Peristaltic Pump ☒ Bladder Pump_

LOW FLOW: ☒ **YES** ☐ **NO**

DUPLICATE SAMPLE: ☐ **YES** ☒ **NO**

SAMPLES FILTERED: ☐ **YES** ☒ **NO**

2. WATER LEVEL DATA

MEASURING POINT: ☒ Top of PVC riser ☐ Other:

METHOD OF MEASUREMENT: _Water Level Meter

3. WELL EVACUATION DATA

Well Depth (wd):	23.48	(ft)	Diameter (d):	2	(in)
Depth to Water (dw):	13.83	(ft)	Water Column:	9.65	(ft)
	Well Volume=(∏r2 x h)x7.48 gal/ft3 =			1.54	(gallons)
Length of Time Purged:	108	(minutes)	Purge Start Time:	1100	
Amount Purged:	~8.5	(gallons)	Flow Rate:	**~260**	(ml/min)

Sample Information

Date: 4/3/2014 **Time:** 1253

Field Equipment Model #, Serial #, Calibration Date:

3. FIELD PARAMETERS

Time	pH	Sp. Cond (mS/cm)	Temp. °C	Turbidity (NTU)	DO (mg/L)	ORP (mV)
1228	6.47	1.217	11.11	17.4	3.33	34.1
1233	6.46	1.212	11.14	13.4	3.33	35.4
1238	6.45	1.213	11.14	11.8	3.36	37.4
1243	6.46	1.197	11.21	10.3	3.39	37.9
1248	6.46	1.216	11.18	9.76	3.30	38.6

5. NOTES: Sample at 1253; first sample from MW-12; turbidity initially high

H2H Associates	NORTHEAST INDUSTRIAL PARK AREA OF CONCERN 3	GROUNDWATER FIELD DATA LOG

1. **CLIENT:** _USACE-NAB_ **DATE:** 4/3/2014_

SAMPLED BY: _M. Montario_ **TIME:** _0930_

WEATHER CONDITIONS: _Sunny cold 40°F_____

Location: NEIP AOC#3	**Sample ID: MW-5**

ANALYSES REQUESTED: __See COC__

 # OF CONTAINERS: _9___

SAMPLING METHOD: ☐ Peristaltic Pump ☒ Bladder Pump

SAMPLES FILTERED: ☐ YES ☒ NO

LOW FLOW: ☒ YES ☐ NO

DUPLICATE SAMPLE: ☐ YES ☒ NO

MS/MSD: ☒ YES ☐ NO

2. **WATER LEVEL DATA**

MEASURING POINT: ☒ Top of PVC riser ☐ Other:

METHOD OF MEASUREMENT: _Water Level Meter

3. **WELL EVACUATION DATA**

Well Depth (wd):	20.52	(ft)	Diameter (d):	2	(in)
Depth to Water (dw):	12.39	(ft)	Water Column:	8.13	(ft)
	Well Volume=(∏r2 x h)x7.48 gal/ft3 =			1.30	(gallons)
Length of Time Purged:	35	(minutes)	Purge Start Time:	0945	
Amount Purged:	~3.25	(gallons)	Flow Rate:	**~300**	(ml/min)

Sample Information

Date: 4/3/2014 **Time:** 1025

Field Equipment Model #, Serial #, Calibration Date:

3. **FIELD PARAMETERS**

Time	pH	Sp. Cond (mS/cm)	Temp. °C	Turbidity (NTU)	DO (mg/L)	ORP (mV)
1010	6.82	0.491	7.30	3.18	7.85	120.7
1015	6.01	0.490	7.27	2.37	7.83	121.2
1020	6.81	0.490	7.28	1.93	7.82	121.4

5. **NOTES: Sample at 1025; collected MS/MSD**

H2H Associates	NORTHEAST INDUSTRIAL PARK AREA OF CONCERN 3	GROUNDWATER FIELD DATA LOG

1. **CLIENT:** USACE-NAB **DATE:** 4/3/2014

SAMPLED BY: M. Montario **TIME:** 0745

WEATHER CONDITIONS: Sunny Windy 30°F

Location: NEIP AOC#3	**Sample ID: MW-6**

ANALYSES REQUESTED: See COC

 # OF CONTAINERS: 3

SAMPLING METHOD: ☐ Peristaltic Pump ☒ Bladder Pump

LOW FLOW: ☒ **YES** ☐ **NO**

DUPLICATE SAMPLE: ☐ **YES** ☒ **NO**

SAMPLES FILTERED: ☐ **YES** ☒ **NO**

2. **WATER LEVEL DATA**

MEASURING POINT: ☒ Top of PVC riser ☐ Other:

METHOD OF MEASUREMENT: Water Level Meter

3. **WELL EVACUATION DATA**

Well Depth (wd):	16.18	(ft)	Diameter (d):	2	(in)
Depth to Water (dw):	8.99	(ft)	Water Column:	7.19	(ft)
	Well Volume=(∏r2 x h)x7.48 gal/ft3 =			1.15	(gallons)
Length of Time Purged:	62	(minutes)	Purge Start Time:	0800	
Amount Purged:	~5.0	(gallons)	Flow Rate:	**~300**	(ml/min)

Sample Information

Date: 4/3/2014 **Time:** 0905

Field Equipment Model #, Serial #, Calibration Date:

3. **FIELD PARAMETERS**

Time	pH	Sp. Cond (mS/cm)	Temp. °C	Turbidity (NTU)	DO (mg/L)	ORP (mV)
0852	7.08	0.361	7.94	11.1	5.01	130.8
0857	7.07	0.358	8.00	6.75	4.82	128.0
0902	7.08	0.358	8.01	4.92	4.95	125.7

5. **NOTES: Sample at 0905**

H2H Associates	NORTHEAST INDUSTRIAL PARK AREA OF CONCERN 3	GROUNDWATER FIELD DATA LOG

1. **CLIENT:** _USACE-NAB **DATE:** __4/2/2014__
SAMPLED BY: _M. Montario **TIME:** _1645_____
WEATHER CONDITIONS: _Sunny 50°F

Location: NEIP AOC#3	**Sample ID: MW-9**

ANALYSES REQUESTED: __See COC__
 # OF CONTAINERS: _3___
SAMPLING METHOD: ☐ Peristaltic Pump ☒ Bladder Pump
LOW FLOW: ☒ YES ☐ NO
DUPLICATE SAMPLE: ☐ YES ☒ NO
SAMPLES FILTERED: ☐ YES ☒ NO

2. WATER LEVEL DATA

MEASURING POINT: ☒ Top of PVC riser ☐ Other:
METHOD OF MEASUREMENT: _Water Level Meter

3. WELL EVACUATION DATA

Well Depth (wd):	28.72	(ft)	Diameter (d):	2	(in)
Depth to Water (dw):	12.69	(ft)	Water Column:	16.03	(ft)
	Well Volume=(∏r2 x h)x7.48 gal/ft3 =			2.56	(gallons)
Length of Time Purged:	40	(minutes)	Purge Start Time:	1700	
Amount Purged:	~3.0	(gallons)	Flow Rate:	**~275**	(ml/min)

Sample Information

Date: 4/2/14 **Time:** 1743

Field Equipment Model #, Serial #, Calibration Date:

3. FIELD PARAMETERS

Time	pH	Sp. Cond (mS/cm)	Temp. °C	Turbidity (NTU)	DO (mg/L)	ORP (mV)
1728	7.02	0.648	9.19	14.5	7.25	101.4
1733	7.02	0.646	9.03	10.4	7.23	101.2
1738	7.08	0.644	8.99	7.14	7.21	101.1

5. **NOTES: Sample at 1743**

H2H Associates	NORTHEAST INDUSTRIAL PARK AREA OF CONCERN 3	GROUNDWATER FIELD DATA LOG

1. **CLIENT:** _USACE-NAB_ **DATE:** _4/2/2014_

SAMPLED BY: _M. Montario_ **TIME:** _1530_

WEATHER CONDITIONS: _Sunny 50°F_

Location: NEIP AOC#3	**Sample ID: MW-1**

ANALYSES REQUESTED: _See COC_

 # OF CONTAINERS: _3_

SAMPLING METHOD: ☐ Peristaltic Pump ☒ Bladder Pump

LOW FLOW: ☒ **YES** ☐ **NO**

DUPLICATE SAMPLE: ☐ **YES** ☒ **NO**

SAMPLES FILTERED: ☐ **YES** ☒ **NO**

2. **WATER LEVEL DATA**

MEASURING POINT: ☒ Top of PVC riser ☐ Other:

METHOD OF MEASUREMENT: _Water Level Meter_

3. **WELL EVACUATION DATA**

Well Depth (wd):	30.81	(ft)	Diameter (d):	2	(in)
Depth to Water (dw):	17.55	(ft)	Water Column:	13.26	(ft)
	Well Volume=(∏r2 x h)x7.48 gal/ft3 =			2.12	(gallons)
Length of Time Purged:	35	(minutes)	Purge Start Time:	1540	
Amount Purged:	~2.75	(gallons)	Flow Rate:	**~250**	(ml/min)

Sample Information

Date: 4/2/14 **Time:** 1620

Field Equipment Model #, Serial #, Calibration Date:

3. **FIELD PARAMETERS**

Time	pH	Sp. Cond (mS/cm)	Temp. °C	Turbidity (NTU)	DO (mg/L)	ORP (mV)
1605	6.95	0.538	11.95	6.19	8.26	104.7
1610	6.94	0.536	11.57	4.68	8.12	105.2
1615	6.94	0.538	11.58	3.95	8.14	105.3

5. **NOTES: Sample at 1620**

H2H Associates	NORTHEAST INDUSTRIAL PARK AREA OF CONCERN 3	GROUNDWATER FIELD DATA LOG

1. **CLIENT:** USACE-NAB **DATE:** 4/2/2014

SAMPLED BY: M. Montario **TIME:** 1315

WEATHER CONDITIONS: Sunny warm 50°F

Location: NEIP AOC#3	**Sample ID: MW-2**

ANALYSES REQUESTED: See COC

 # OF CONTAINERS: 3

SAMPLING METHOD: ☐ Peristaltic Pump ☒ Bladder Pump

LOW FLOW: ☒ **YES** ☐ **NO**

DUPLICATE SAMPLE: ☐ **YES** ☒ **NO**

SAMPLES FILTERED: ☐ **YES** ☒ **NO**

2. **WATER LEVEL DATA**

MEASURING POINT: ☒ Top of PVC riser ☐ Other:

METHOD OF MEASUREMENT: Water Level Meter

3. **WELL EVACUATION DATA**

Well Depth (wd):	29.01	(ft)	Diameter (d):	2	(in)
Depth to Water (dw):	18.81	(ft)	Water Column:	10.20	(ft)
			Well Volume=(∏r2 x h)x7.48 gal/ft3 =	1.63	(gallons)
Length of Time Purged:	60	(minutes)	Purge Start Time:	1355	
Amount Purged:	~4.0	(gallons)	Flow Rate:	**~250**	(ml/min)

Sample Information

Date: 4/2/14 **Time:** 1500

Field Equipment Model #, Serial #, Calibration Date:

3. **FIELD PARAMETERS**

Time	pH	Sp. Cond (mS/cm)	Temp. °C	Turbidity (NTU)	DO (mg/L)	ORP (mV)
1440	6.70	0.499	12.06	16.3	9.01	120.0
1445	6.73	0.499	12.08	12.0	9.07	120.1
1450	6.72	0.499	12.09	10.4	8.93	121.3
1455	6.73	0.498	12.10	9.66	8.92	121.4

5. **NOTES: collected sample at 1500**

H2H Associates	NORTHEAST INDUSTRIAL PARK AREA OF CONCERN 3	GROUNDWATER FIELD DATA LOG

1. **CLIENT:** USACE-NAB **DATE:** 4/2/2014

SAMPLED BY: M. Montario **TIME:** 1100

WEATHER CONDITIONS: Partly Cloudy 50°F

Location: NEIP AOC#3	**Sample ID: MW-8**

ANALYSES REQUESTED: See COC

 # OF CONTAINERS: 3

SAMPLING METHOD: ☐ Peristaltic Pump ☒ Bladder Pump

LOW FLOW: ☒ **YES** ☐ **NO**

DUPLICATE SAMPLE: ☒ **YES** ☐ **NO**

SAMPLES FILTERED: ☐ **YES** ☐ **NO**

2. **WATER LEVEL DATA**

MEASURING POINT: ☒ Top of PVC riser ☐ Other:

METHOD OF MEASUREMENT: Water Level Meter

3. **WELL EVACUATION DATA**

Well Depth (wd):	31.36	(ft)	Diameter (d):	2	(in)
Depth to Water (dw):	14.66	(ft)	Water Column:	16.7	(ft)
		Well Volume=(∏r2 x h)x7.48 gal/ft3 =		2.67	(gallons)
Length of Time Purged:	70	(minutes)	Purge Start Time:	1115	
Amount Purged:	~4.5	(gallons)	Flow Rate:	**~250**	(ml/min)

Sample Information

Date: 4/2/14 **Time:** 1230

Field Equipment Model #, Serial #, Calibration Date:

3. **FIELD PARAMETERS**

Time	pH	Sp. Cond (mS/cm)	Temp. °C	Turbidity (NTU)	DO (mg/L)	ORP (mV)
1205	7.04	0.475	9.52	17.0	4.02	110.4
1210	7.00	0.476	9.59	17.1	4.10	111.7
1215	7.00	0.478	9.71	33.5	4.08	110.9
1220	7.00	0.478	9.65	11.7	4.06	110.5
1225	6.99	0.479	9.67	9.02	4.08	109.8

5. **NOTES: sample collected at 1230; collected DUP-1-4-2-14 at MW-8**

H2H Associates	North East Industrial Park ~~AOC 1&7~~ AOC 3	GROUNDWATER FIELD DATA LOG

1. CLIENT: USACE
SAMPLED BY: DLW/LH
WEATHER CONDITIONS: 84°/cloudy

DATE: 5/12/14
TIME: 1700

Location: Guilderland, NY	Sample ID: MW-3

ANALYSES REQUESTED: See COC
OF CONTAINERS: 3
SAMPLING METHOD: ☐ Peristaltic Pump ☒ Bladder Pump
SAMPLES FILTERED: ☐ YES ☒ NO

LOW FLOW: ☒ YES ☐ NO
DUPLICATE SAMPLE: ☐ YES ☒ NO

2. WATER LEVEL DATA

MEASURING POINT: ☒ Top of PVC riser ☐ Other:
METHOD OF MEASUREMENT: Solinst 122 Interface Probe

3. WELL EVACUATION DATA

Well Depth (wd):	29.57	(ft)*	Diameter (d):	2	(in)
Depth to Water (dw):	17.96	(ft)	Water Column:	11.61	(ft)
			Well Volume=(∏r2 x h)x7.48 gal/ft3 =	1.88	(gallons)
Length of Time Purged:	60	(minutes)	Purge Start Time:	1730	
Amount Purged:	5.5	(gallons)	Flow Rate:	350	(ml/min)

Sample Information

Date: 5/12/14 Time: 1830

Field Equipment Model #, Serial #, Calibration Date: YSI 556, Instrument ID #15468, Calibrated: 5/6/2014

3. FIELD PARAMETERS

Time	pH	Sp. Cond (uS/cm)	Temp. °C	Turbidity (NTU)	DO (mg/L)	ORP (mV)
1815	6.97	0.599	8.42	29.8	0.88	46.4
1820	6.99	0.599	8.44	25.5	0.96	47.0
1825	6.99	0.597	8.42	21.7	0.91	46.9
			Stable @ 1825			

5. NOTES: Notes:

H2H Associates		GROUNDWATER FIELD DATA LOG

1. **CLIENT:** __USACE_____ **DATE: 10-13-14___**

SAMPLED BY: Matt Montario **TIME:** _0915

WEATHER CONDITIONS: __cloudy, cool_____

Location:AOC 3	**Sample ID: STW-17**

ANALYSES REQUESTED: __See COC__

 # OF CONTAINERS: _6____

SAMPLING METHOD: [x] Peristaltic Pump [ ] Bladder Pump

LOW FLOW: [x] **YES** [ ] **NO**

DUPLICATE SAMPLE: [x] **YES** [ ] **NO**

SAMPLES FILTERED: [ ] **YES** [ ] **NO**

2. WATER LEVEL DATA

MEASURING POINT: [ ] Top of PVC riser [ ] Other:

METHOD OF MEASUREMENT: ___n/a_____

3. WELL EVACUATION DATA

Well Depth (wd):	30	(ft)	Diameter (d):	-	(in)
Depth to Water (dw):	24	(ft)	Water Column:	-	(ft)
	Well Volume=(∏r2 x h)x7.48 gal/ft3 =			-	(gallons)
Length of Time Purged:	105	(minutes)	Purge Start Time:	1000	
Amount Purged:	~9	(gallons)	Flow Rate:	**250**	(ml/min)

Sample Information

Date: 10-13-14 **Time:** 1145

Field Equipment Model #, Serial #, Calibration Date: 17844 YSI556

3. FIELD PARAMETERS

Time	pH	Sp. Cond (mS/cm)	Temp. °C	Turbidity (NTU)	DO (mg/L)	ORP (mV)
1120	6.86	0.634	11.04	50.3	1.68	56.6
1125	6.87	0.631	11.07	33.9	1.61	56.1
1130	6.87	0.628	11.08	24.5	1.66	58.3
1135	6.88	0.626	11.11	18.1	1.67	57.2
1140	6.88	0.624	11.16	13.3	1.63	60.1
1145	6.88	0.622	11.25	8.51	1.63	63.4

5. NOTES: Notes:

H2H Associates		GROUNDWATER FIELD DATA LOG

1. **CLIENT:** USACE **DATE:** 9-19-2014

SAMPLED BY: Matt Montario **TIME:** 1117

WEATHER CONDITIONS: _____

Location: AOC 3	**Sample ID: Well #1**

ANALYSES REQUESTED: See COC

 # OF CONTAINERS: 3

SAMPLING METHOD: ☐ ~~Peristaltic Pump~~ Grab ☐ Bladder Pump

LOW FLOW: ☐ **YES** ☐ **NO**

DUPLICATE SAMPLE: ☐ **YES** ☐ **NO**

SAMPLES FILTERED: ☐ **YES** ☒ **NO**

2. **WATER LEVEL DATA**

MEASURING POINT: ☐ Top of PVC riser ☐ Other:

METHOD OF MEASUREMENT: n/a

3. **WELL EVACUATION DATA**

Well Depth (wd):	n/a	(ft)	Diameter (d):		(in)
Depth to Water (dw):		(ft)	Water Column:		(ft)
	Well Volume=(∏r2 x h)x7.48 gal/ft3 =				(gallons)
Length of Time Purged:		(minutes)	Purge Start Time:		
Amount Purged:		(gallons)	Flow Rate:		(ml/min)

Sample Information

Date: 9-19-2014 **Time:** 1117

Field Equipment Model #, Serial #, Calibration Date: YSI 3742, 9-18-14 ; Turbidity Meter 2036, 9-17-2014

3. **FIELD PARAMETERS**

Time	pH	Sp. Cond (mS/cm)	Temp. °C	Turbidity (NTU)	DO (mg/L)	ORP (mV)
1117	7.5	0.88	13.2	0	3.31	37.3

5. **NOTES: Notes:**

H2H Associates

GROUNDWATER FIELD DATA LOG

1. **CLIENT:** USACE **DATE:** 9-19-2014

SAMPLED BY: Matt Montario, Lisa McDevitt **TIME:** 0830

WEATHER CONDITIONS: 45° sunny

Location: AOC 3	**Sample ID: Well #2**

ANALYSES REQUESTED: See COC

 # OF CONTAINERS: 3

SAMPLING METHOD: ☐ Peristaltic-Pump ☐ Bladder Pump

LOW FLOW: ☐ **YES** ☐ **NO**

DUPLICATE SAMPLE: ☐ **YES** ☐ **NO**

SAMPLES FILTERED: ☐ **YES** ☒ **NO**

2. **WATER LEVEL DATA**

MEASURING POINT: ☐ Top of PVC riser ☒ Other: Top of Steel Casing

METHOD OF MEASUREMENT: Meter

3. **WELL EVACUATION DATA**

Well Depth (wd):	64	(ft)	Diameter (d):	8	(in)
Depth to Water (dw):	18.05	(ft)	Water Column:	45.95	(ft)
	Well Volume=(∏r2 x h)x7.48 gal/ft3 =			119.95	(gallons)
Length of Time Purged:	90	(minutes)	Purge Start Time:	0830	
Amount Purged:	4.5	(gallons)	Flow Rate:	**160**	(ml/min)

Sample Information

Date: 9-19-2014 **Time:** 1000

Field Equipment Model #, Serial #, Calibration Date: YSI 3742, 9-18-14 ; Turbidity Meter 2036, 9-17-2014

3. **FIELD PARAMETERS**

Time	pH	Sp. Cond (mS/cm)	Temp. °C	Turbidity (NTU)	DO (mg/L)	ORP (mV)
0935	7.34	0.71	11.4	25.91	4.31	61.3
0945	7.35	0.71	11.4	0.00	4.38	65.8
0950	7.35	0.71	11.4	0.00	4.29	66.6
0955	7.34	0.71	11.4	0.00	4.43	73.5

5. **NOTES: Notes:**

H2H Associates

GROUNDWATER FIELD DATA LOG

1. **CLIENT:** _USACE_____ **DATE:** _9-18-2014_

SAMPLED BY: Matt Montario___ **TIME:** 1415

WEATHER CONDITIONS: _cool, sunny_____

Location: AOC 3	**Sample ID: Well #3**

ANALYSES REQUESTED: __See COC__

 # OF CONTAINERS: _3___

SAMPLING METHOD: ☐ Peristaltic-Pump **LOW FLOW:** ☐ **YES** ☐ **NO**

☒ Bladder Pump **DUPLICATE SAMPLE:** ☐ **YES** ☐ **NO**

SAMPLES FILTERED: ☐ **YES** ☒ **NO**

2. **WATER LEVEL DATA**

MEASURING POINT: ☐ Top of PVC riser ☒ Other: Top of Steel Casing

METHOD OF MEASUREMENT: ____Meter_____

3. **WELL EVACUATION DATA**

Well Depth (wd):	61	(ft)	Diameter (d):	8	(in)
Depth to Water (dw):	17.22	(ft)	Water Column:	43.78	(ft)
	Well Volume=(∏r2 x h)x7.48 gal/ft3 =			114.31	(gallons)
Length of Time Purged:	60	(minutes)	Purge Start Time:	1430	
Amount Purged:		(gallons)	Flow Rate:	**~150**	(ml/min)

Sample Information

Date: 9-18-2014 **Time:** 1530

Field Equipment Model #, Serial #, Calibration Date: YSI 3742, 9-18-14 ; Turbidity Meter 2036, 9-17-2014

3. **FIELD PARAMETERS**

Time	pH	Sp. Cond (mS/cm)	Temp. °C	Turbidity (NTU)	DO (mg/L)	ORP (mV)
1450	7.36	0.77	12.7	0.00	5.93	146.8
1455	7.35	0.76	12.8	0.00	5.96	151.8
1500	7.35	0.76	12.8	0.00	5.76	149.3
1505	7.34	0.76	12.9	0.00	6.30	155.1
1510	7.37	0.76	12.9	0.00	5.75	153.5
1515	7.37	0.76	12.9	0.00	5.74	153.6
1520	7.37	0.76	12.9	0.00	5.51	154.3

5. **NOTES: Notes:**

H2H Associates		GROUNDWATER FIELD DATA LOG

1. **CLIENT:** _USACE_____ **DATE:** _9-18-2014_

SAMPLED BY: Matt Montario___ **TIME:** 1130

WEATHER CONDITIONS: _cool, sunny_____

Location: AOC 3	**Sample ID: Well #4 ****

ANALYSES REQUESTED: __See COC__

 # OF CONTAINERS: _3___

SAMPLING METHOD: ☐ Peristaltic-Pump **LOW FLOW:** ☐ **YES** ☐ **NO**

☒ Bladder Pump **DUPLICATE SAMPLE:** ☐ **YES** ☐ **NO**

SAMPLES FILTERED: ☐ **YES** ☒ **NO**

2. **WATER LEVEL DATA**

MEASURING POINT: ☐ Top of PVC riser ☒ Other: Top of Steel Casing

METHOD OF MEASUREMENT: ____Meter_____

3. **WELL EVACUATION DATA**

Well Depth (wd):	62	(ft)	Diameter (d):	8	(in)
Depth to Water (dw):	17.44	(ft)	Water Column:	44.56	(ft)
	Well Volume=(∏r2 x h)x7.48 gal/ft3 =			116.35	(gallons)
Length of Time Purged:	85	(minutes)	Purge Start Time:	1155	
Amount Purged:	2.5	(gallons)	Flow Rate:	**~140**	(ml/min)

Sample Information

Date: 9-18-2014 **Time:** 1330

Field Equipment Model #, Serial #, Calibration Date: YSI 3742, 9-18-14 ; Turbidity Meter 2036, 9-17-2014

3. **FIELD PARAMETERS**

Time	pH	Sp. Cond (mS/cm)	Temp. °C	Turbidity (NTU)	DO (mg/L)	ORP (mV)
1220	7.40	0.85	13.5	0.00	0.47	51.2
1230	7.40	0.85	13.5	0.00	0.93	94.2
1235	7.40	0.85	13.5	0.00	0.43	100.2
1240	7.40	0.85	13.5	0.00	0.53	98.5
1245	7.40	0.85	13.5	0.00	0.46	110.0
1250	7.41	0.85	13.2	0.00	0.66	118.4
1255	7.40	0.85	13.5	0.00	0.43	121.2
1308	7.41	0.85	13.6	0.00	0.28	29.1
1317	7.40	0.85	13.3	0.00	0.26	32.0
1322	7.41	0.85	13.2	0.00	0.26	20.9

5. **NOTES: Notes:*****Collected Dup - 9-18-14*

H2H Associates

GROUNDWATER FIELD DATA LOG

1. **CLIENT:** _USACE_____ **DATE:** _9-18-2014_

SAMPLED BY: Matt Montario___ **TIME:** 0830

WEATHER CONDITIONS: _cool, sunny_____

Location: AOC 3	**Sample ID: Well #5 ****

ANALYSES REQUESTED: __See COC__

 # OF CONTAINERS: _3___

SAMPLING METHOD: ☐ Peristaltic-Pump **LOW FLOW:** ☒ **YES** ☐ **NO**

☐ Bladder Pump **DUPLICATE SAMPLE:** ☐ **YES** ☐ **NO**

SAMPLES FILTERED: ☐ **YES** ☒ **NO**

2. **WATER LEVEL DATA**

MEASURING POINT: ☐ Top of PVC riser ☒ Other: Top of Steel Casing

METHOD OF MEASUREMENT: ____Meter_____

3. **WELL EVACUATION DATA**

Well Depth (wd):	63	(ft)	Diameter (d):	8	(in)
Depth to Water (dw):	17.25	(ft)	Water Column:	45.75	(ft)
	Well Volume=(∏r2 x h)x7.48 gal/ft3 =			119.45	(gallons)
Length of Time Purged:	70	(minutes)	Purge Start Time:	0930	
Amount Purged:	2.5	(gallons)	Flow Rate:	**140**	(ml/min)

Sample Information

Date: 9-18-2014 **Time:** 1040

Field Equipment Model #, Serial #, Calibration Date: YSI 3742, 9-18-14 ; Turbidity Meter 2036, 9-17-2014

3. **FIELD PARAMETERS**

Time	pH	Sp. Cond (mS/cm)	Temp. °C	Turbidity (NTU)	DO (mg/L)	ORP (mV)
0955	7.30	0.87	12.7	0.0	0.73	29.9
1000	7.31	0.87	12.7	0.0	0.62	31.8
1005	7.31	0.86	12.8	0.0	0.59	24.8
1010	7.31	0.87	12.9	0.0	0.52	22.7
1015	7.31	0.87	12.9	0.0	0.50	24.5
1020	7.32	0.87	12.9	0.0	0.47	23.1
1025	7.32	0.87	12.9	0.0	0..46	20.6
1030	7.31	0.86	12.9	0.0	0.47	21.4
1035	7.33	0.86	13.0	0.00	0.44	21.0

5. **NOTES: Notes:** *** MS/MSD Collected at this Location*

Groundwater Monitoring Field Form

H2H Associates

Client: USACE | Project: NEIP AOC 3 | Monitoring Well Identification: Irrigation #1

Personnel: M. Montario, L. Hoose

Physical Assessment

Properly labeled and Legible?	N/A	Well cap in Place?	N/A
Lock in place and Functioning?	N/A	Casing Secure?	N/A
Seal Intact?	N/A	Casing Cap in Place	N/A

Purging Information

Date:	5/19/2015	Time Started	900	Time Finished	920
Static Water Level (ft)	N/A	Depth of Well (ft)	N/A	Height of Water Column (ft)	N/A
Well Diameter (in)	N/A	Well Volume (gal.)	N/A	Purge Volume (Vx3)	N/A
Purge Method	Fixed Pump	Dedicated Equipment (Y/N)	N/A	NOTE: Well Volume=($\prod r^2$ x h)x7.48 gal/ft^3	

Purge water Observations

1st Volume: N/A

2nd Volume: N/A

3rd Volume: N/A

Sample Information

Date: 5/19/2015 Time: 925

Field Equipment Model #, Serial #, Calibration Date:

pH	7.12	S.U.	
Specific Conductivity	921	mS/cm @ 25 °C	Comments: Irrigation well #1 is purged using the pump
Temperature	14.3	°C	permanently installed in well.
eH	203.4	mV	Iron flecks present in water samples.
Turbidity		NTU	
D.O.	2.67	mg/l	

Notes:
1. 1.0" I.D. = 0.041 gallons per foot of water column length.
2. 1.25" I.D. = 0.064 gallons per foot of water column length.
3. 2.0" I.D. = 0.162 gallons per foot of water column length.

H2H Associates		GROUNDWATER FIELD DATA LOG

1. **CLIENT:** USACE **DATE:** 5/18/2015

SAMPLED BY: M. Montario **TIME:** 1200

WEATHER CONDITIONS: Sunny, warm

Location: AOC 3	**Sample ID: Irrigation #2**

ANALYSES REQUESTED: See COC

 # OF CONTAINERS: 3

SAMPLING METHOD: ☐ Peristaltic Pump ☒ Bladder Pump

LOW FLOW: ☒ **YES** ☐ **NO**

DUPLICATE SAMPLE: ☐ **YES** ☒ **NO**

SAMPLES FILTERED: ☐ **YES** ☒ **NO**

2. **WATER LEVEL DATA**

MEASURING POINT: ☐ Top of PVC riser ☒ Other: Top of steel casing

METHOD OF MEASUREMENT: Water level meter

3. **WELL EVACUATION DATA**

Well Depth (wd):	64	(ft)	Diameter (d):	8	(in)
Depth to Water (dw):	17.05	(ft)	Water Column:	46.95	(ft)
	Well Volume*=(∏r2 x h)x7.48 gal/ft3 =			~122.5	(gallons)
Length of Time Purged:	70	(minutes)	Purge Start Time:	1220	
Amount Purged:	~2.7	(gallons)	Flow Rate:	**150**	(ml/min)

*Radius needs to be in feet not inches

Sample Information

Date: 5/18/2015 **Time:** 1335

Field Equipment Model #, Serial #, Calibration Date:

3. **FIELD PARAMETERS**

Time	pH	Sp. Cond (mS/cm)	Temp. °C	Turbidity (NTU)	DO (mg/L)	ORP (mV)
1235	7.08	764	12.8	-	6.50	316.6
1240	7.16	754	12.7	28.9	5.49	320.7
1245	7.18	744	12.5	28.8	5.33	324.8
1250	7.19	740	12.5	33.7	5.39	327.5
1255	7.20	741	12.4	36.1	5.32	330.5
1300	7.21	743	12.4	40.7	5.22	261.8
1305	7.22	744	12.4	34.6	5.21	231.9
1310	7.22	744	12.4	39.3	5.14	227.2
13115	7.22	746	12.4	38.2	5.23	234.4
1320	7.22	745	12.4	35.5	5.22	236.9
1325	7.22	748	12.4	29.2	5.19	238.5
1330	7.22	749	12.3	35.1	5.22	244.7
1335	**Sample**					

5. **NOTES: Notes: Iron flecks in water, probably knocked free during PVC pipe placement**

H2H Associates

GROUNDWATER FIELD DATA LOG

1. CLIENT: USACE **DATE:** 5/18/2015

SAMPLED BY: M. Montario **TIME:** 1030

WEATHER CONDITIONS: Sunny, warm

Location: AOC 3	**Sample ID: Irrigation #3**

ANALYSES REQUESTED: See COC

 # OF CONTAINERS: 6

SAMPLING METHOD: ☐ Peristaltic Pump ☒ Bladder Pump

LOW FLOW: ☒ **YES** ☐ **NO**

DUPLICATE SAMPLE: ☒ **YES** ☐ **NO**

SAMPLES FILTERED: ☐ **YES** ☐ **NO**

2. WATER LEVEL DATA

MEASURING POINT: ☐ Top of PVC riser ☒ Other: Top of steel casing

METHOD OF MEASUREMENT: Water level meter

3. WELL EVACUATION DATA

Well Depth (wd):	61	(ft)	Diameter (d):	8	(in)
Depth to Water (dw):	16.28	(ft)	Water Column:	44.72	(ft)
	Well Volume*=(∏r2 x h)x7.48 gal/ft3 =			~116.7	(gallons)
Length of Time Purged:	35	(minutes)	Purge Start Time:	1045	
Amount Purged:	~1.3	(gallons)	Flow Rate:	**140**	(ml/min)

*Radius needs to be in feet not inches

Sample Information

Date: 5/18/2015 **Time:** 1125

Field Equipment Model #, Serial #, Calibration Date:

3. FIELD PARAMETERS

Time	pH	Sp. Cond (mS/cm)	Temp. °C	Turbidity (NTU)	DO (mg/L)	ORP (mV)
1055	7.16	810	14.1	0.57	4.49	374.2
1100	7.20	801	13.7	0.53	2.89	370.3
1105	7.22	801	13.6	0.32	2.70	368.3
1110	7.23	799	13.6	0.40	2.60	366.8
1115	7.23	804	13.7	0.29	2.82	365.7
1120	7.23	800	13.6	0.43	2.72	364.9
1125	**Sample**					

5. NOTES: Notes: DUP collected DUP-1-5-18-15

H2H Associates

GROUNDWATER FIELD DATA LOG

1. **CLIENT:** USACE **DATE:** 5/18/2015

SAMPLED BY: M. Montario **TIME:** 0830

WEATHER CONDITIONS: Sunny, warm

Location: AOC 3	**Sample ID: Irrigation #4**

ANALYSES REQUESTED: See COC

 # OF CONTAINERS: 9

SAMPLING METHOD: ☐ Peristaltic Pump ☒ Bladder Pump

LOW FLOW: ☒ YES ☐ NO

DUPLICATE SAMPLE: ☐ YES ☒ NO

SAMPLES FILTERED: ☐ YES ☒ NO

MS/MSD: ☒ YES ☐ NO

2. **WATER LEVEL DATA**

MEASURING POINT: ☐ Top of PVC riser ☒ Other: Top of steel casing

METHOD OF MEASUREMENT: Water level meter

3. **WELL EVACUATION DATA**

Well Depth (wd):	62	(ft)	Diameter (d):	8	(in)
Depth to Water (dw):	18.85	(ft)	Water Column:	43.15	(ft)
	Well Volume*=(∏r2 x h)x7.48 gal/ft3 =			~112.7	(gallons)
Length of Time Purged:	50	(minutes)	Purge Start Time:	0900	
Amount Purged:	~1.8	(gallons)	Flow Rate:	**140**	(ml/min)

*Radius needs to be in feet not inches

Sample Information

Date: 5/18/2015 **Time:** 0955

Field Equipment Model #, Serial #, Calibration Date:

3. **FIELD PARAMETERS**

Time	pH	Sp. Cond (mS/cm)	Temp. °C	Turbidity (NTU)	DO (mg/L)	ORP (mV)
0914	7.19	939	14.2	1.08	1.13	231.1
0919	7.23	934	14.1	0.49	1.13	216.8
0924	7.25	928	13.9	0.24	0.61	204.6
0929	7.25	928	14.0	0.26	0.46	198.2
0935	7.26	928	13.9	0.19	0.39	194.5
0940	7.27	928	13.9	0.13	0.33	188.4
0945	7.27	928	14.0	0.17	0.31	185.9
0950	7.27	927	14.0	0.14	0.30	178.3
0955	**Sample**					

5. **NOTES: Notes: Pump running before well was sampled. MS/MSD collected.**

H2H Associates

GROUNDWATER FIELD DATA LOG

1. **CLIENT:** USACE **DATE:** 5/18/2015

SAMPLED BY: M. Montario **TIME:** 1400

WEATHER CONDITIONS: Sunny, warm

Location: AOC 3	**Sample ID: Irrigation #5**

ANALYSES REQUESTED: See COC

 # OF CONTAINERS: 3

SAMPLING METHOD: ☐ Peristaltic Pump ☒ Bladder Pump

LOW FLOW: ☒ **YES** ☐ **NO**

DUPLICATE SAMPLE: ☐ **YES** ☒ **NO**

SAMPLES FILTERED: ☐ **YES** ☒ **NO**

2. **WATER LEVEL DATA**

MEASURING POINT: ☐ Top of PVC riser ☒ Other: Top of steel casing

METHOD OF MEASUREMENT: Water level meter

3. **WELL EVACUATION DATA**

Well Depth (wd):	63	(ft)	Diameter (d):	8	(in)
Depth to Water (dw):	16.40	(ft)	Water Column:	46.6	(ft)
	Well Volume*=(∏r2 x h)x7.48 gal/ft3 =			~121.7	(gallons)
Length of Time Purged:	40	(minutes)	Purge Start Time:	1415	
Amount Purged:	~1.5	(gallons)	Flow Rate:	140	(ml/min)

*Radius needs to be in feet not inches

Sample Information

Date: 5/18/2015 **Time:** 1500

Field Equipment Model #, Serial #, Calibration Date:

3. **FIELD PARAMETERS**

Time	pH	Sp. Cond (mS/cm)	Temp. °C	Turbidity (NTU)	DO (mg/L)	ORP (mV)
1430	7.21	937	15.3	2.17	1.42	223.2
1435	7.21	933	15.0	1.25	0.69	242.4
1440	7.22	931	15.2	1.17	0.51	252.8
1445	7.22	935	15.1	1.91	0.44	260.3
1450	7.22	932	14.8	1.50	0.42	266.3
1455	7.23	933	15.2	1.33	0.39	267.4
1500	Sample					

5. **NOTES: Notes:**

H2H Associates		GROUNDWATER FIELD DATA LOG

1. **CLIENT:** USACE **DATE:** 5/18/2015

SAMPLED BY: M. Montario **TIME:** 1530

WEATHER CONDITIONS: Sunny, warm

Location: AOC 3	**Sample ID: MW-10**

ANALYSES REQUESTED: See COC

 # OF CONTAINERS: 3

SAMPLING METHOD: ☐ Peristaltic Pump ☒ Bladder Pump

LOW FLOW: ☒ **YES** ☐ **NO**

DUPLICATE SAMPLE: ☐ **YES** ☒ **NO**

SAMPLES FILTERED: ☐ **YES** ☒ **NO**

2. **WATER LEVEL DATA**

MEASURING POINT: ☒ Top of PVC riser ☐ Other:

METHOD OF MEASUREMENT: Water level meter

3. **WELL EVACUATION DATA**

Well Depth (wd):	12.77	(ft)	Diameter (d):	2	(in)
Depth to Water (dw):	24.13	(ft)	Water Column:	11.36	(ft)
Well Volume*=(∏r2 x h)x7.48 gal/ft3 =				1.85	(gallons)
Length of Time Purged:	40	(minutes)	Purge Start Time:	1555	
Amount Purged:	~1.6	(gallons)	Flow Rate:	**150**	(ml/min)

*Radius needs to be in feet not inches

Sample Information

Date: 5/18/2015 **Time:** 1640

Field Equipment Model #, Serial #, Calibration Date:

3. **FIELD PARAMETERS**

Time	pH	Sp. Cond (mS/cm)	Temp. °C	Turbidity (NTU)	DO (mg/L)	ORP (mV)
1605	6.60	845	12.7	0.98	8.02	306.5
1610	6.67	845	13.0	1.85	10.78	309.6
1620	6.66	845	13.1	0.43	9.13	314.3
1625	6.67	843	12.9	0.87	8.67	313.2
1630	6.66	842	12.9	0.36	8.66	314.2
1635	6.66	841	12.9	0.31	8.61	314.0
1640	Sample					

5. **NOTES: Notes:**

Soil Vapor Sampling Forms

SOIL VAPOR SAMPLING FORM

USACE – NAB AOC-3 Phase 2 Investigation *Altamont, New York*

GENERAL INFORMATION

Job Location: GUILDERLAND CENTER, NEW YORK
Sample Identification Number: SG-1
Sample Canister Location (Sample I.D.): NEIP - WNW of BUILDING # 28 on lawn
Sample Type (Circle): (Exterior Soil Vapor) Sub-Slab Soil Vapor / Indoor Air
Sample Date: AUGUST 27, 2013
Sampler: MATT MONTARIO
Other Personnel On-Site: H2H: MARK WILLIAMS; USACE-NAB(1) ZEBRA(2)
Sample Time Begin: 0840 End: 1415
Shipping Date: AUGUST 27, 2013
Canister Type: 2.7L. SUMMA
Canister Serial #: 531
Flow Controller Serial #: 0093 INITIAL FLOW: 9.0 ml/min CALIBRATION DATE: 8/26/13

SAMPLING INFORMATION

Weather Conditions: 68-80°F; WINDS: N to NNW (3-5 mph); GUSTS of 6-10mph; HUMIDITY (96% to 67%)
Ambient Temperature (°F) Begin: 68 End: 80
Indoor Air Temperature (°F) Begin: N/A End: N/A
Canister Pressure Gauge Reading (inches of Hg) Begin: -28-21 End: 0.13
Sample Collection Time Begin: 0840 End: 1415
PID Reading (ppm) Begin: 0 End: 0

0.00 inches of precipitation

TO-15 ALPHA ANALYTICAL instructed to only report TCE, PCE, cis, 1,2 DCE and Vinyl Chloride
BATCH CLEANING I.D.: L1316436-01

Was there significant precipitation within 12 hours prior to sampling?
0.32 inches

Observations: slight odor (spray paint-like) noted emitting from PRG warehouse on 8/26/13; PID = 0ppm; building vents closed on 8-27-13.

SAMPLE LOCATION SKETCH

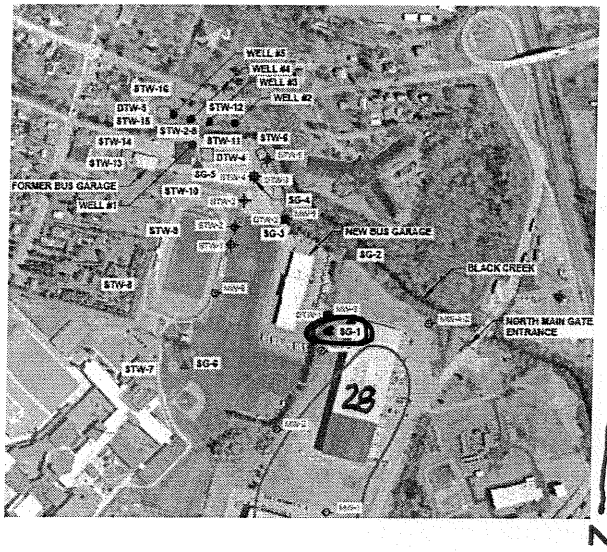

WNW of Bldg # 28 in NEIP
E of GCHS property

SOIL VAPOR SAMPLING FORM

USACE – NAB AOC-3 Phase 2 Investigation *Altamont, New York*

GENERAL INFORMATION

Job Location: GUILDERLAND CENTER, NEW YORK
Sample Identification Number: SG-2
Sample Canister Location (Sample I.D.): NEIP NW of Building #28 on lawn
Sample Type (Circle): (Exterior Soil Vapor) Sub-Slab Soil Vapor / Indoor Air
Sample Date: AUGUST 26, 2013
Sampler: MATT MONTARIO
Other Personnel On-Site: H2H: MARK WILLIAMS; ~~USACE-NAB:~~ ZEBRA(2)
8/26/13 Sample Time Begin: 0950 End: 1530
Shipping Date: AUGUST 27, 2013
Canister Type: 2.7L. SUMMA
Canister Serial #: 335
Flow Controller Serial #: 0024 INITIAL FLOW: 9.0 ml/min CALIBRATION DATE: 8/21/13

SAMPLING INFORMATION

Weather Conditions: Overcast; occasional light rain; WINDS: S-SSW (4 mph - 2 mph; gusts up to 11 mph) HUMIDITY: 89-65%
Ambient Temperature (°F) Begin: 66 End: 80
Indoor Air Temperature (°F) Begin: N/A End: N/A
Canister Pressure Gauge Reading (inches of Hg) Begin: -29.81 End: 0.0 Precipitation (0.0 in.)
8/26/13 Sample Collection Time Begin: 0950 End: 1530
PID Reading (ppm) Begin: 0 End: 0

→ TO-15 Alpha Analytical instructed to only report TCE, PCE, cis-1,2 DCE, and vinyl chloride
BATCH CLEANING I.D.: L1311558-01

Was there significant precipitation within 12 hours prior to sampling?
0.03 inches

Observations: slight odor (spray paint-like) noted emitting from PPG warehouse on 8/26/13
PID = 0 ppm

SAMPLE LOCATION SKETCH

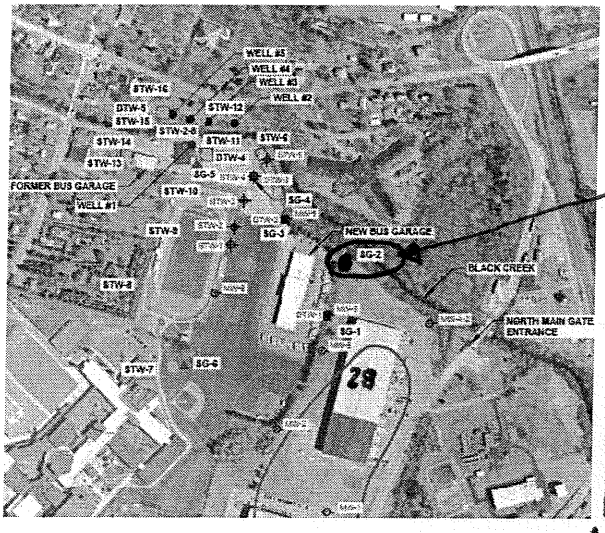

NW of BUILDING #28 (NEIP)
E. of GCHS property

SOIL VAPOR SAMPLING FORM

USACE – NAB AOC-3 Phase 2 Investigation *Altamont, New York*

GENERAL INFORMATION

Job Location: GUILDERLAND CENTER, NEW YORK
Sample Identification Number: SG-3
Sample Canister Location (Sample I.D.): GCS Property, on lawn NW of School District's New Maintenance Garage
Sample Type (Circle): (Exterior Soil Vapor) / Sub-Slab Soil Vapor / Indoor Air
Sample Date: AUGUST 26, 2013
Sampler: MATT MONTARIO
Other Personnel On-Site: H2H: MARK WILLIAMS; ~~USACE-NAB:~~ ZEBRA(2)
8/26/13 Sample Time Begin: 1145 End: 1913
Shipping Date: AUGUST 27, 2013
Canister Type: 2.7L. SUMMA
Canister Serial #: 104
Flow Controller Serial #: 0592 INITIAL FLOW: 8.6 ml/min CALIBRATION SSW DATE: 8/21/13

SAMPLING INFORMATION

S(1145-1312); ~~SSE~~(1312-1615); NW(1615-1715); WSW(1715-1810); and SSE(1810-1913).

Weather Conditions: Overcast; occasional light rain; WINDS: 7-6 mph, gusts @ 6-13 mph, HUMIDITY: 65-96 %
Ambient Temperature (°F) Begin: 69 End: 71
Indoor Air Temperature (°F) Begin: N/A End: N/A
Canister Pressure Gauge Reading (inches of Hg) Begin: -29.81 End: -0.10 Precipitation 0.03 in.
8/26/13 Sample Collection Time Begin: 1145 End: 1913
PID Reading (ppm) Begin: 0 End: 0

→ TO-15 Analysis [Alpha Analytical instructed to only report TCE, PCE, cis-1,2 DCE, and vinyl chloride]
BATCH CLEANING I.D.: L1313170-01

Was there significant precipitation within 12 hours prior to sampling?
0.03 inches

Observations:

SAMPLE LOCATION SKETCH



N of asphalt driveway
NW of new maintenance garage
NE & E. of northern portion of Lady Dutch LAX field
S & W of Black Creek

Mark Williams

SOIL VAPOR SAMPLING FORM

USACE – NAB AOC-3 Phase 2 Investigation *Altamont, New York*

GENERAL INFORMATION

Job Location: GUILDERLAND CENTER, NEW YORK
Sample Identification Number: SG-4
Sample Canister Location (Sample I.D.): GCS Property; on asphaltic pavement *
Sample Type (Circle): (Exterior Soil Vapor) / Sub-Slab Soil Vapor / Indoor Air
Sample Date: AUGUST 26, 2013
Sampler: MATT MONTARIO
Other Personnel On-Site: H2H: MARK WILLIAMS; [redacted] ZEBRA(2)
8/26/13 Sample Time Begin: 1310 End: 1920
Shipping Date: AUGUST 27, 2013
Canister Type: 2.7L. SUMMA
Canister Serial #: 555
Flow Controller Serial #: 0116 INITIAL FLOW: 9 ml/min Calibration date: 8/21/13

SAMPLING INFORMATION

[redacted] SSW (1310-1615), NW (1615-1715); WSW (1715-1810); SSE (1810-1920)

Weather Conditions: Overcast; occasional light rain; WINDS: 1-5 mph, gusts @ 4-13 mph HUMIDITY: 65-96 %
Ambient Temperature (°F) Begin: 71 End: 71 [71-80]
Indoor Air Temperature (°F) Begin: N/A End: N/A
Canister Pressure Gauge Reading (inches of Hg) Begin: -30.07 End: -0.10
8/26/13 Sample Collection Time Begin: 1310 End: 1920
PID Reading (ppm) Begin: 0 End: 0

Precipitation 0.06 in.

→ TO-15 Analysis [Alpha Analytical instructed to only report TCE, PCE, cis-1,2 DCE, and vinyl chloride]
BATCH CLEANING I.D.: L1315587-01

Was there significant precipitation within 12 hours prior to sampling?
0.03 inches

Observations: DUP-1-8-26-13 collected @ SG-4. CANISTER: 204 FLOW CONTROLLER: 0546
CANISTER READING: -28.76 ("Hg) [BEGIN] 0.00 ("Hg) [END] BATCH CLEANING I.D.: L1314869-01
SAMPLE COLLECTION TIME: 1310 - 1920 INITIAL FLOW: 8.8 ml/min CALIBRATION DATE: 8/21/13

SAMPLE LOCATION SKETCH

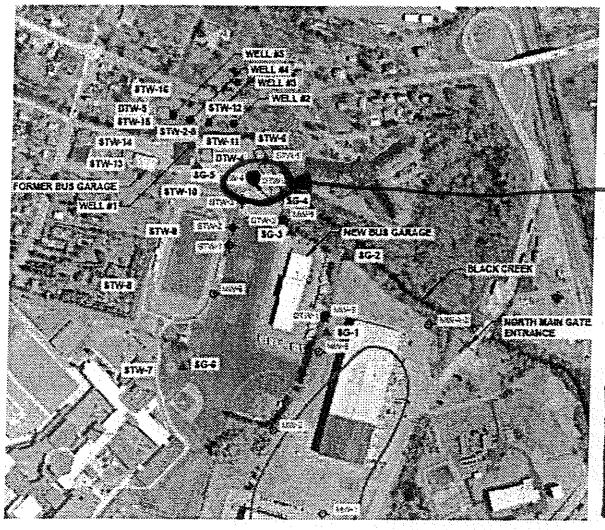

* N. of GCHS athletic fields
E. of GCHS Maintenance Administration/Garage
S & W of Black Creek

SOIL VAPOR SAMPLING FORM

USACE – NAB AOC-3 Phase 2 Investigation *Altamont, New York*

GENERAL INFORMATION

Job Location: GUILDERLAND CENTER, NEW YORK
Sample Identification Number: SG-5
Sample Canister Location (Sample I.D.): GCSD Property; on asphaltic pavement *
Sample Type (Circle): Exterior Soil Vapor / Sub-Slab Soil Vapor / Indoor Air
Sample Date: AUGUST 26, 2013
Sampler: MATT MONTARIO
Other Personnel On-Site: H2H: MARK WILLIAMS; [redacted] ZEBRA(2)
8/26/13 Sample Time Begin: 1350 End: 2053
Shipping Date: AUGUST 27, 2013
Canister Type: 2.7L. SUMMA
Canister Serial #: 258
Flow Controller Serial #: 0328 INITIAL FLOW: 9.0 ml/min CALIBRATION DATE: 8/21/13

SAMPLING INFORMATION

SSW(1350-1615); NW(1615-1715); WSW(1715-1810); SSE(1810-1935); S(1935-2018); and, SSE(2018-2053)

Weather Conditions: Overcast; occasional light rain; WINDS: 1-4 mph, gusts @ 6-13 mph HUMIDITY: 65-94 %
Ambient Temperature (°F) Begin: 76 End: 69 [69-80]
Indoor Air Temperature (°F) Begin: N/A End: N/A 37
Canister Pressure Gauge Reading (inches of Hg) Begin: [redacted]-30 End: [redacted]-0.12
8/26/13 Sample Collection Time Begin: 1350 End: 2053
PID Reading (ppm) Begin: 0 End: 0

Precipitation 0.09 in.

→ TO-15 Analysis [Alpha Analytical instructed to only report TCE, PCE, cis-1,2 DCE, and vinyl chloride
BATCH CLEANING I.D.: L1315587-01]

Was there significant precipitation within 12 hours prior to sampling?
0.03 inches

Observations:

SAMPLE LOCATION SKETCH

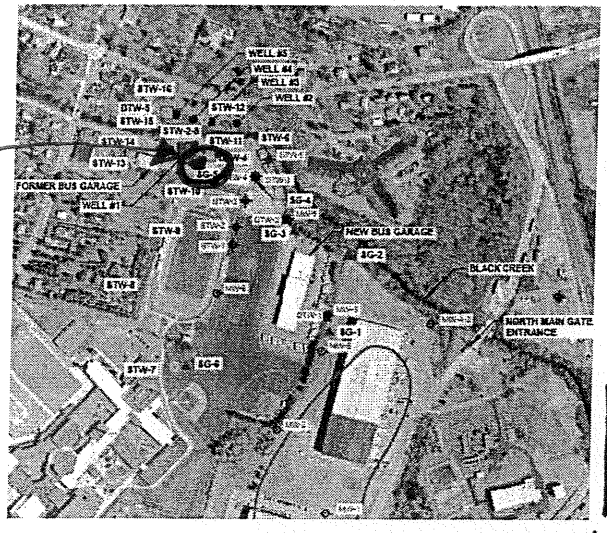

* - E. of GCSD Maintenance Building
- S. of Black Creek
- W. of parked GCSD trucks / buses
- N. of GCSD athletic fields (i.e., football field)

SOIL VAPOR SAMPLING FORM

USACE – NAB AOC-3 Phase 2 Investigation *Altamont, New York*

GENERAL INFORMATION

Job Location: GUILDERLAND CENTER, NEW YORK
Sample Identification Number: SG-6
Sample Canister Location (Sample I.D.): GCSD discus event field; lawn (grass) ✳
Sample Type (Circle): (Exterior Soil Vapor) / Sub-Slab Soil Vapor / Indoor Air
Sample Date: AUGUST 26, 2013
Sampler: MATT MONTARIO
Other Personnel On-Site: H2H: MARK WILLIAMS; ~~USACE - NAB~~ ZEBRA (2)
8/26/13 Sample Time Begin: 1050 End: 1640
Shipping Date: AUGUST 27, 2013
Canister Type: 2.7L. SUMMA
Canister Serial #: 1768
Flow Controller Serial #: 0255 INITIAL FLOW: 9.0 ml/min CALIBRATION DATE: 8/21/13

SAMPLING INFORMATION

Weather Conditions: Overcast; occasional light rain; WINDS: 2-6 mph, gusts @ 8-11 mph HUMIDITY: 65-89 %
S (1050-1312); SSW (1312-1615); and NW (1615-1640).
Ambient Temperature (°F) Begin: 66 End: 76 [66-80]
Indoor Air Temperature (°F) Begin: N/A End: N/A
Canister Pressure Gauge Reading (inches of Hg) Begin: -29.60 End: -0.47
8/26/13 Sample Collection Time Begin: 1050 End: 1640
PID Reading (ppm) Begin: 0 End: 0
Precipitation 0.00 in.

→ TO-15 Analysis [Alpha Analytical instructed to only report TCE, PCE, cis-1,2 DCE, and vinyl chloride
BATCH CLEANING I.D.: L1315587-01]

Was there significant precipitation within 12 hours prior to sampling?
0.03 inches

Observations:

SAMPLE LOCATION SKETCH

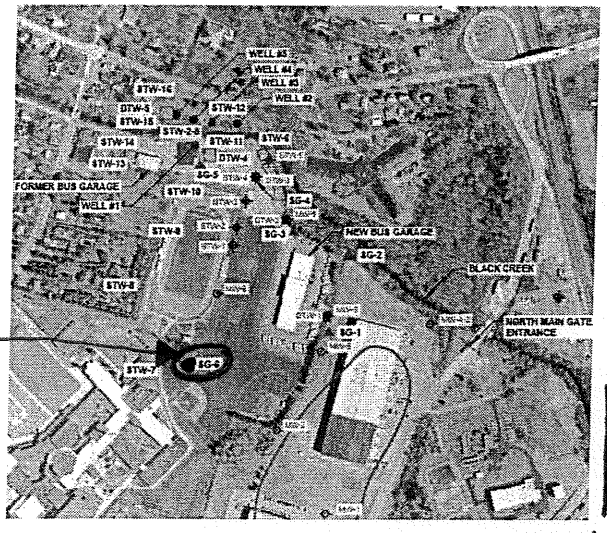

✳
- E. of northernmost parking lot (GCHS)
- S. of concession stand (GUILDERLAND)
- W. of freshman sports practice fields & girls softball
- N. of GCHS building (lockers and weight room)

Weather History for MAPBN6

ALBANY PINE BUSH NY US, Guilderland Center, NY — Current Conditions — Add Station Status

The data provider for this station: RAWS

August 26, 2013

« Previous Day | August 26 2013 View | Next Day »

Daily | Weekly | Monthly | Yearly | Custom

	Current:	High:	Low:	Average:
Temperature:	**60.0** °F	**80.0** °F	**63.0** °F	**68.8** °F
Dew Point:	**44.0** °F	**68.0** °F	**58.0** °F	**63.5** °F
Humidity:	56%	96%	65%	84%
Wind Speed:	**2.0**mph	**6.0**mph	-	**2.9**mph
Wind Gust:	**5.0**mph	**13.0**mph	-	-
Wind:	NE	-	-	South
Pressure:	**0.00**in	**0.00**in	**40.00**in	-
Precipitation:	**0.21**in			
Solar Radiation:	**229** watts/m^2			

Weather History for the Rest of This Month

	High:	Low:	Average:
Temperature:	**88.0** °F	**46.0** °F	**68.7** °F
Dew Point:	**74.0** °F	**-99.9** °F	**58.4** °F
Humidity:	97.0%	31.0%	73.5%
Wind Speed:	**11.0**mph from the South	-	**2.9**mph
Wind Gust:	**31.0**mph from the WNW	-	-
Wind:	-	-	SW
Pressure:	**0.00**in	**40.00**in	-
Precipitation:	**3.94**in		

MAPBN6 Weather Graph for 8/26/2013

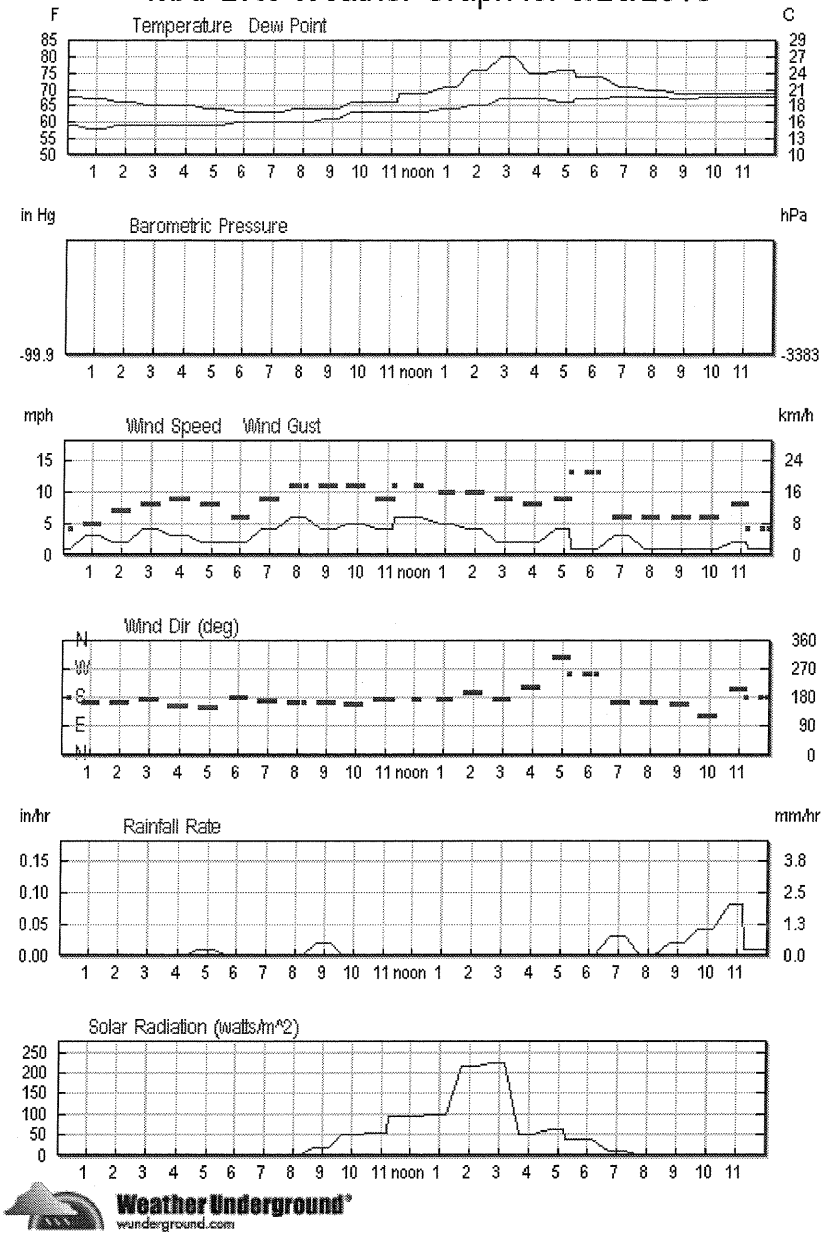

Certify This Weather History Report

New Laptop from Google
google.com/chromebook
Introducing Chromebook. Boots in seconds. Virus protection built-in.

Tabular Weather History for August 26, 2013

Time	Temp.	Heat Index	Dew Point	Pressure	Wind	Wind Speed	Wind Gust	Humidity	Rainfall Rate (Hourly)	Solar Radiation
00:05	**68.0** °F	-	**59.0**°F	-	South	**1.0**mph	**4.0**mph	73%	**0.00**in / **0.00**in total	**0.000000** watts/m^2

Comma Delimited File

Time	Temp.	Heat Index	Dew Point	Pressure	Wind	Wind Speed	Wind Gust	Humidity	Rainfall Rate (Hourly)	Solar Radiation
00:14	68.0 °F	-	59.0°F	-	South	1.0mph	4.0mph	73%	0.00in / 0.00in total	0.000000 watts/m^2
00:44	67.0 °F	-	58.0°F	-	South	3.0mph	5.0mph	74%	0.00in / 0.00in total	0.000000 watts/m^2
00:53	67.0 °F	-	58.0°F	-	South	3.0mph	5.0mph	74%	0.00in / 0.00in total	0.000000 watts/m^2
01:03	67.0 °F	-	58.0°F	-	South	3.0mph	5.0mph	74%	0.00in / 0.00in total	0.000000 watts/m^2
01:13	67.0 °F	-	58.0°F	-	South	3.0mph	5.0mph	74%	0.00in / 0.00in total	0.000000 watts/m^2
01:44	66.0 °F	-	59.0°F	-	South	2.0mph	7.0mph	78%	0.00in / 0.00in total	0.000000 watts/m^2
01:52	66.0 °F	-	59.0°F	-	South	2.0mph	7.0mph	78%	0.00in / 0.00in total	0.000000 watts/m^2
02:02	66.0 °F	-	59.0°F	-	South	2.0mph	7.0mph	78%	0.00in / 0.00in total	0.000000 watts/m^2
02:12	66.0 °F	-	59.0°F	-	South	2.0mph	7.0mph	78%	0.00in / 0.00in total	0.000000 watts/m^2
02:42	65.0 °F	-	59.0°F	-	South	4.0mph	8.0mph	81%	0.00in / 0.00in total	0.000000 watts/m^2
02:52	65.0 °F	-	59.0°F	-	South	4.0mph	8.0mph	81%	0.00in / 0.00in total	0.000000 watts/m^2
03:02	65.0 °F	-	59.0°F	-	South	4.0mph	8.0mph	81%	0.00in / 0.00in total	0.000000 watts/m^2
03:12	65.0 °F	-	59.0°F	-	South	4.0mph	8.0mph	81%	0.00in / 0.00in total	0.000000 watts/m^2
03:42	65.0 °F	-	59.0°F	-	SSE	3.0mph	9.0mph	80%	0.00in / 0.00in total	0.000000 watts/m^2
03:52	65.0 °F	-	59.0°F	-	SSE	3.0mph	9.0mph	80%	0.00in / 0.00in total	0.000000 watts/m^2
04:02	65.0 °F	-	59.0°F	-	SSE	3.0mph	9.0mph	80%	0.00in / 0.00in total	0.000000 watts/m^2
04:12	65.0 °F	-	59.0°F	-	SSE	3.0mph	9.0mph	80%	0.00in / 0.00in total	0.000000 watts/m^2
04:42	64.0 °F	-	59.0°F	-	SSE	2.0mph	8.0mph	84%	0.01in / 0.01in total	0.000000 watts/m^2
04:52	64.0 °F	-	59.0°F	-	SSE	2.0mph	8.0mph	84%	0.01in / 0.01in total	0.000000 watts/m^2
05:02	64.0 °F	-	59.0°F	-	SSE	2.0mph	8.0mph	84%	0.01in / 0.01in total	0.000000 watts/m^2
05:11	64.0 °F	-	59.0°F	-	SSE	2.0mph	8.0mph	84%	0.01in / 0.01in total	0.000000 watts/m^2
05:44	63.0 °F	-	60.0°F	-	South	2.0mph	6.0mph	91%	0.00in / 0.01in total	0.000000 watts/m^2
05:54	63.0 °F	-	60.0°F	-	South	2.0mph	6.0mph	91%	0.00in / 0.01in total	0.000000 watts/m^2
06:03	63.0 °F	-	60.0°F	-	South	2.0mph	6.0mph	91%	0.00in / 0.01in total	0.000000 watts/m^2
06:13	63.0 °F	-	60.0°F	-	South	2.0mph	6.0mph	91%	0.00in / 0.01in total	0.000000 watts/m^2

Comma Delimited File

Time	Temp.	Heat Index	Dew Point	Pressure	Wind	Wind Speed	Wind Gust	Humidity	Rainfall Rate (Hourly)	Solar Radiation
06:42	63.0 °F	-	60.0°F	-	South	4.0mph	9.0mph	89%	0.00in / 0.01in total	0.000000 watts/m^2
06:52	63.0 °F	-	60.0°F	-	South	4.0mph	9.0mph	89%	0.00in / 0.01in total	0.000000 watts/m^2
07:02	63.0 °F	-	60.0°F	-	South	4.0mph	9.0mph	89%	0.00in / 0.01in total	0.000000 watts/m^2
07:12	63.0 °F	-	60.0°F	-	South	4.0mph	9.0mph	89%	0.00in / 0.01in total	0.000000 watts/m^2
07:42	64.0 °F	-	60.0°F	-	SSE	6.0mph	11.0mph	87%	0.00in / 0.01in total	2.000000 watts/m^2
07:52	64.0 °F	-	60.0°F	-	SSE	6.0mph	11.0mph	87%	0.00in / 0.01in total	2.000000 watts/m^2
08:01	64.0 °F	-	60.0°F	-	SSE	6.0mph	11.0mph	87%	0.00in / 0.01in total	2.000000 watts/m^2
08:12	64.0 °F	-	60.0°F	-	SSE	6.0mph	11.0mph	87%	0.00in / 0.01in total	2.000000 watts/m^2
08:42	64.0 °F	-	61.0°F	-	South	4.0mph	11.0mph	91%	0.02in / 0.03in total	18.000000 watts/m^2
08:52	64.0 °F	-	61.0°F	-	South	4.0mph	11.0mph	91%	0.02in / 0.03in total	18.000000 watts/m^2
09:02	64.0 °F	-	61.0°F	-	South	4.0mph	11.0mph	91%	0.02in / 0.03in total	18.000000 watts/m^2
09:12	64.0 °F	-	61.0°F	-	South	4.0mph	11.0mph	91%	0.02in / 0.03in total	18.000000 watts/m^2
09:42	66.0 °F	-	63.0°F	-	SSE	5.0mph	11.0mph	89%	0.00in / 0.03in total	49.000000 watts/m^2
09:52	66.0 °F	-	63.0°F	-	SSE	5.0mph	11.0mph	89%	0.00in / 0.03in total	49.000000 watts/m^2
10:02	66.0 °F	-	63.0°F	-	SSE	5.0mph	11.0mph	89%	0.00in / 0.03in total	49.000000 watts/m^2
10:11	66.0 °F	-	63.0°F	-	SSE	5.0mph	11.0mph	89%	0.00in / 0.03in total	49.000000 watts/m^2
10:42	66.0 °F	-	63.0°F	-	South	4.0mph	9.0mph	89%	0.00in / 0.03in total	54.000000 watts/m^2
10:52	66.0 °F	-	63.0°F	-	South	4.0mph	9.0mph	89%	0.00in / 0.03in total	54.000000 watts/m^2
11:01	66.0 °F	-	63.0°F	-	South	4.0mph	9.0mph	89%	0.00in / 0.03in total	54.000000 watts/m^2
11:12	66.0 °F	-	63.0°F	-	South	4.0mph	9.0mph	89%	0.00in / 0.03in total	54.000000 watts/m^2
11:15	69.0 °F	-	63.0°F	-	South	6.0mph	11.0mph	81%	0.00in / 0.03in total	96.000000 watts/m^2
11:59	69.0 °F	-	63.0°F	-	South	6.0mph	11.0mph	81%	0.00in / 0.03in total	96.000000 watts/m^2
12:10	69.0 °F	-	63.0°F	-	South	6.0mph	11.0mph	81%	0.00in / 0.03in total	96.000000 watts/m^2
12:48	71.0 °F	-	64.0°F	-	South	5.0mph	10.0mph	79%	0.00in / 0.03in total	98.000000 watts/m^2
12:59	71.0 °F	-	64.0°F	-	South	5.0mph	10.0mph	79%	0.00in / 0.03in total	98.000000 watts/m^2

Comma Delimited File

Time	Temp.	Heat Index	Dew Point	Pressure	Wind	Wind Speed	Wind Gust	Humidity	Rainfall Rate (Hourly)	Solar Radiation
13:06	71.0 °F	-	64.0°F	-	South	5.0mph	10.0mph	79%	0.00in / 0.03in total	98.000000 watts/m^2
13:12	71.0 °F	-	64.0°F	-	South	5.0mph	10.0mph	79%	0.00in / 0.03in total	98.000000 watts/m^2
13:43	76.0 °F	-	65.0°F	-	SSW	4.0mph	10.0mph	70%	0.00in / 0.03in total	215.000000 watts/m^2
13:53	76.0 °F	-	65.0°F	-	SSW	4.0mph	10.0mph	70%	0.00in / 0.03in total	215.000000 watts/m^2
14:02	76.0 °F	-	65.0°F	-	SSW	4.0mph	10.0mph	70%	0.00in / 0.03in total	215.000000 watts/m^2
14:12	76.0 °F	-	65.0°F	-	SSW	4.0mph	10.0mph	70%	0.00in / 0.03in total	215.000000 watts/m^2
14:42	80.0 °F	82.3 °F	67.0°F	-	South	2.0mph	9.0mph	65%	0.00in / 0.03in total	225.000000 watts/m^2
14:52	80.0 °F	82.3 °F	67.0°F	-	South	2.0mph	9.0mph	65%	0.00in / 0.03in total	225.000000 watts/m^2
15:02	80.0 °F	82.3 °F	67.0°F	-	South	2.0mph	9.0mph	65%	0.00in / 0.03in total	225.000000 watts/m^2
15:11	80.0 °F	82.3 °F	67.0°F	-	South	2.0mph	9.0mph	65%	0.00in / 0.03in total	225.000000 watts/m^2
15:42	75.0 °F	-	67.0°F	-	SSW	2.0mph	8.0mph	77%	0.00in / 0.03in total	50.000000 watts/m^2
15:52	75.0 °F	-	67.0°F	-	SSW	2.0mph	8.0mph	77%	0.00in / 0.03in total	50.000000 watts/m^2
16:02	75.0 °F	-	67.0°F	-	SSW	2.0mph	8.0mph	77%	0.00in / 0.03in total	50.000000 watts/m^2
16:11	75.0 °F	-	67.0°F	-	SSW	2.0mph	8.0mph	77%	0.00in / 0.03in total	50.000000 watts/m^2
16:43	76.0 °F	-	66.0°F	-	NW	4.0mph	9.0mph	71%	0.00in / 0.03in total	61.000000 watts/m^2
16:52	76.0 °F	-	66.0°F	-	NW	4.0mph	9.0mph	71%	0.00in / 0.03in total	61.000000 watts/m^2
17:02	76.0 °F	-	66.0°F	-	NW	4.0mph	9.0mph	71%	0.00in / 0.03in total	61.000000 watts/m^2
17:12	76.0 °F	-	66.0°F	-	NW	4.0mph	9.0mph	71%	0.00in / 0.03in total	61.000000 watts/m^2
17:15	74.0 °F	-	67.0°F	-	WSW	1.0mph	13.0mph	80%	0.00in / 0.03in total	39.000000 watts/m^2
17:44	74.0 °F	-	67.0°F	-	WSW	1.0mph	13.0mph	80%	0.00in / 0.03in total	39.000000 watts/m^2
17:55	74.0 °F	-	67.0°F	-	WSW	1.0mph	13.0mph	80%	0.00in / 0.03in total	39.000000 watts/m^2
18:07	74.0 °F	-	67.0°F	-	WSW	1.0mph	13.0mph	80%	0.00in / 0.03in total	39.000000 watts/m^2
18:42	71.0 °F	-	68.0°F	-	SSE	3.0mph	6.0mph	91%	0.03in / 0.06in total	10.000000 watts/m^2
18:53	71.0 °F	-	68.0°F	-	SSE	3.0mph	6.0mph	91%	0.03in / 0.06in total	10.000000 watts/m^2
19:03	71.0 °F	-	68.0°F	-	SSE	3.0mph	6.0mph	91%	0.03in / 0.06in total	10.000000 watts/m^2

Comma Delimited File

Time	Temp.	Heat Index	Dew Point	Pressure	Wind	Wind Speed	Wind Gust	Humidity	Rainfall Rate (Hourly)	Solar Radiation
19:13	71.0 °F	-	68.0°F	-	SSE	3.0mph	6.0mph	91%	0.03in / 0.06in total	10.000000 watts/m^2
19:42	70.0 °F	-	68.0°F	-	South	1.0mph	6.0mph	94%	0.00in / 0.06in total	4.000000 watts/m^2
19:52	70.0 °F	-	68.0°F	-	South	1.0mph	6.0mph	94%	0.00in / 0.06in total	4.000000 watts/m^2
20:01	70.0 °F	-	68.0°F	-	South	1.0mph	6.0mph	94%	0.00in / 0.06in total	4.000000 watts/m^2
20:11	70.0 °F	-	68.0°F	-	South	1.0mph	6.0mph	94%	0.00in / 0.06in total	4.000000 watts/m^2
20:42	69.0 °F	-	67.0°F	-	SSE	1.0mph	6.0mph	94%	0.02in / 0.08in total	0.000000 watts/m^2
20:52	69.0 °F	-	67.0°F	-	SSE	1.0mph	6.0mph	94%	0.02in / 0.08in total	0.000000 watts/m^2
21:02	69.0 °F	-	67.0°F	-	SSE	1.0mph	6.0mph	94%	0.02in / 0.08in total	0.000000 watts/m^2
21:12	69.0 °F	-	67.0°F	-	SSE	1.0mph	6.0mph	94%	0.02in / 0.08in total	0.000000 watts/m^2
21:42	69.0 °F	-	68.0°F	-	ESE	1.0mph	6.0mph	95%	0.04in / 0.12in total	0.000000 watts/m^2
21:52	69.0 °F	-	68.0°F	-	ESE	1.0mph	6.0mph	95%	0.04in / 0.12in total	0.000000 watts/m^2
22:02	69.0 °F	-	68.0°F	-	ESE	1.0mph	6.0mph	95%	0.04in / 0.12in total	0.000000 watts/m^2
22:12	69.0 °F	-	68.0°F	-	ESE	1.0mph	6.0mph	95%	0.04in / 0.12in total	0.000000 watts/m^2
22:43	69.0 °F	-	68.0°F	-	SSW	2.0mph	8.0mph	96%	0.08in / 0.20in total	0.000000 watts/m^2
22:52	69.0 °F	-	68.0°F	-	SSW	2.0mph	8.0mph	96%	0.08in / 0.20in total	0.000000 watts/m^2
23:02	69.0 °F	-	68.0°F	-	SSW	2.0mph	8.0mph	96%	0.08in / 0.20in total	0.000000 watts/m^2
23:12	69.0 °F	-	68.0°F	-	SSW	2.0mph	8.0mph	96%	0.08in / 0.20in total	0.000000 watts/m^2
23:15	69.0 °F	-	68.0°F	-	South	1.0mph	4.0mph	96%	0.01in / 0.21in total	0.000000 watts/m^2
23:45	69.0 °F	-	68.0°F	-	South	1.0mph	4.0mph	96%	0.01in / 0.21in total	0.000000 watts/m^2
23:58	69.0 °F	-	68.0°F	-	South	1.0mph	4.0mph	96%	0.01in / 0.21in total	0.000000 watts/m^2

Comma Delimited File

Weather History for MAPBN6

ALBANY PINE BUSH NY US, Guilderland Center, NY — Current Conditions — Add Station Status

The data provider for this station: RAWS

August 27, 2013

« Previous Day | August | 27 | 2013 | View | Next Day »

Daily | Weekly | Monthly | Yearly | Custom

	Current:	High:	Low:	Average:
Temperature:	**60.0** °F	**83.0** °F	**67.0** °F	**72.0** °F
Dew Point:	**44.0** °F	**68.0** °F	**66.0** °F	**67.1** °F
Humidity:	56%	97%	58%	86%
Wind Speed:	**2.0**mph	**5.0**mph	-	**2.4**mph
Wind Gust:	**5.0**mph	**10.0**mph	-	-
Wind:	NE	-	-	NNW
Pressure:	**0.00**in	**0.00**in	**40.00**in	-
Precipitation:	**0.30**in			
Solar Radiation:	**229** watts/m^2			

Weather History for the Rest of This Month

	High:	Low:	Average:
Temperature:	**88.0** °F	**46.0** °F	**68.7** °F
Dew Point:	**74.0** °F	**-99.9** °F	**58.4** °F
Humidity:	97.0%	31.0%	73.5%
Wind Speed:	**11.0**mph from the South	-	**2.9**mph
Wind Gust:	**31.0**mph from the WNW	-	-
Wind:	-	-	SW
Pressure:	**0.00**in	**40.00**in	-
Precipitation:	**3.94**in		

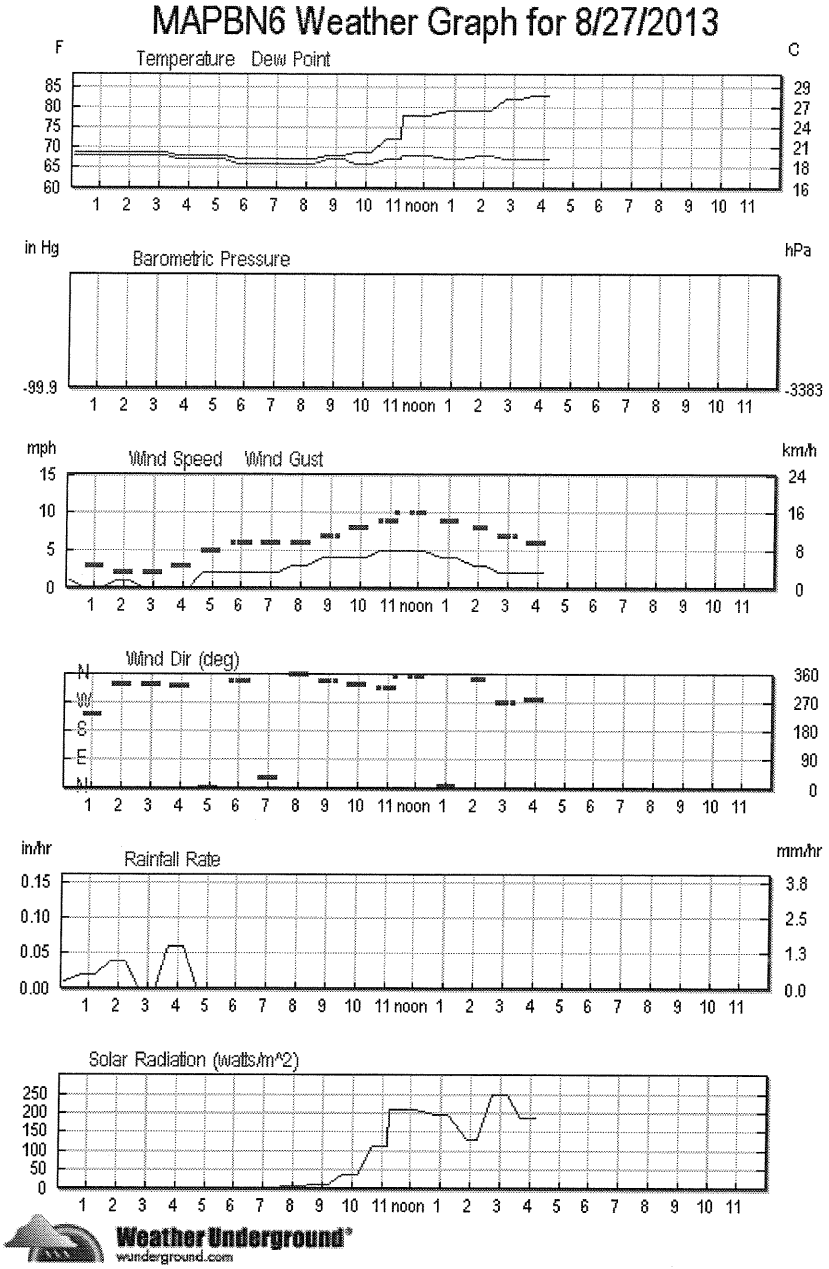

Certify This Weather History Report

Tabular Weather History for August 27, 2013

Time	Temp.	Heat Index	Dew Point	Pressure	Wind	Wind Speed	Wind Gust	Humidity	Rainfall Rate (Hourly)	Solar Radiation
00:08	**69.0** °F	-	**68.0**°F	-	South	**1.0**mph	**4.0**mph	96%	**0.01**in / **0.21**in total	**0.000000** watts/m^2

Comma Delimited File

Time	Temp.	Heat Index	Dew Point	Pressure	Wind	Wind Speed	Wind Gust	Humidity	Rainfall Rate (Hourly)	Solar Radiation
00:47	69.0 °F	-	68.0°F	-	Calm		3.0mph	96%	0.02in / 0.23in total	0.000000 watts/m^2
00:54	69.0 °F	-	68.0°F	-	Calm		3.0mph	96%	0.02in / 0.23in total	0.000000 watts/m^2
01:05	69.0 °F	-	68.0°F	-	Calm		3.0mph	96%	0.02in / 0.23in total	0.000000 watts/m^2
01:13	69.0 °F	-	68.0°F	-	Calm		3.0mph	96%	0.02in / 0.23in total	0.000000 watts/m^2
01:43	69.0 °F	-	68.0°F	-	NNW	1.0mph	2.0mph	97%	0.04in / 0.27in total	0.000000 watts/m^2
01:52	69.0 °F	-	68.0°F	-	NNW	1.0mph	2.0mph	97%	0.04in / 0.27in total	0.000000 watts/m^2
02:02	69.0 °F	-	68.0°F	-	NNW	1.0mph	2.0mph	97%	0.04in / 0.27in total	0.000000 watts/m^2
02:12	69.0 °F	-	68.0°F	-	NNW	1.0mph	2.0mph	97%	0.04in / 0.27in total	0.000000 watts/m^2
02:42	69.0 °F	-	68.0°F	-	Calm		2.0mph	97%	0.00in / 0.27in total	0.000000 watts/m^2
02:52	69.0 °F	-	68.0°F	-	Calm		2.0mph	97%	0.00in / 0.27in total	0.000000 watts/m^2
03:02	69.0 °F	-	68.0°F	-	Calm		2.0mph	97%	0.00in / 0.27in total	0.000000 watts/m^2
03:12	69.0 °F	-	68.0°F	-	Calm		2.0mph	97%	0.00in / 0.27in total	0.000000 watts/m^2
03:42	68.0 °F	-	67.0°F	-	Calm		3.0mph	97%	0.06in / 0.33in total	0.000000 watts/m^2
03:52	68.0 °F	-	67.0°F	-	Calm		3.0mph	97%	0.06in / 0.33in total	0.000000 watts/m^2
04:02	68.0 °F	-	67.0°F	-	Calm		3.0mph	97%	0.06in / 0.33in total	0.000000 watts/m^2
04:12	68.0 °F	-	67.0°F	-	Calm		3.0mph	97%	0.06in / 0.33in total	0.000000 watts/m^2
04:42	68.0 °F	-	67.0°F	-	North	2.0mph	5.0mph	97%	0.00in / 0.32in total	0.000000 watts/m^2
04:52	68.0 °F	-	67.0°F	-	North	2.0mph	5.0mph	97%	0.00in / 0.32in total	0.000000 watts/m^2
05:01	68.0 °F	-	67.0°F	-	North	2.0mph	5.0mph	97%	0.00in / 0.32in total	0.000000 watts/m^2
05:12	68.0 °F	-	67.0°F	-	North	2.0mph	5.0mph	97%	0.00in / 0.32in total	0.000000 watts/m^2
05:43	67.0 °F	-	66.0°F	-	NNW	2.0mph	6.0mph	97%	0.00in / 0.32in total	0.000000 watts/m^2
05:54	67.0 °F	-	66.0°F	-	NNW	2.0mph	6.0mph	97%	0.00in / 0.32in total	0.000000 watts/m^2
06:05	67.0 °F	-	66.0°F	-	NNW	2.0mph	6.0mph	97%	0.00in / 0.32in total	0.000000 watts/m^2
06:14	67.0 °F	-	66.0°F	-	NNW	2.0mph	6.0mph	97%	0.00in / 0.32in total	0.000000 watts/m^2
06:43	67.0 °F	-	66.0°F	-	NNE	2.0mph	6.0mph	97%	0.00in / 0.32in total	0.000000 watts/m^2

Comma Delimited File

Time	Temp.	Heat Index	Dew Point	Pressure	Wind	Wind Speed	Wind Gust	Humidity	Rainfall Rate (Hourly)	Solar Radiation
06:53	67.0 °F	-	66.0°F	-	NNE	2.0mph	6.0mph	97%	0.00in / 0.32in total	0.000000 watts/m^2
07:03	67.0 °F	-	66.0°F	-	NNE	2.0mph	6.0mph	97%	0.00in / 0.32in total	0.000000 watts/m^2
07:12	67.0 °F	-	66.0°F	-	NNE	2.0mph	6.0mph	97%	0.00in / 0.32in total	0.000000 watts/m^2
07:42	67.0 °F	-	66.0°F	-	North	3.0mph	6.0mph	96%	0.00in / 0.32in total	5.000000 watts/m^2
07:52	67.0 °F	-	66.0°F	-	North	3.0mph	6.0mph	96%	0.00in / 0.32in total	5.000000 watts/m^2
08:02	67.0 °F	-	66.0°F	-	North	3.0mph	6.0mph	96%	0.00in / 0.32in total	5.000000 watts/m^2
08:12	67.0 °F	-	66.0°F	-	North	3.0mph	6.0mph	96%	0.00in / 0.32in total	5.000000 watts/m^2
08:42	68.0 °F	-	67.0°F	-	NNW	4.0mph	7.0mph	95%	0.00in / 0.30in total	13.000000 watts/m^2
08:52	68.0 °F	-	67.0°F	-	NNW	4.0mph	7.0mph	95%	0.00in / 0.30in total	13.000000 watts/m^2
09:01	68.0 °F	-	67.0°F	-	NNW	4.0mph	7.0mph	95%	0.00in / 0.30in total	13.000000 watts/m^2
09:12	68.0 °F	-	67.0°F	-	NNW	4.0mph	7.0mph	95%	0.00in / 0.30in total	13.000000 watts/m^2
09:42	69.0 °F	-	66.0°F	-	NNW	4.0mph	8.0mph	91%	0.00in / 0.30in total	39.000000 watts/m^2
09:52	69.0 °F	-	66.0°F	-	NNW	4.0mph	8.0mph	91%	0.00in / 0.30in total	39.000000 watts/m^2
10:02	69.0 °F	-	66.0°F	-	NNW	4.0mph	8.0mph	91%	0.00in / 0.30in total	39.000000 watts/m^2
10:11	69.0 °F	-	66.0°F	-	NNW	4.0mph	8.0mph	91%	0.00in / 0.30in total	39.000000 watts/m^2
10:42	72.0 °F	-	67.0°F	-	NW	5.0mph	9.0mph	85%	0.00in / 0.30in total	113.000000 watts/m^2
10:53	72.0 °F	-	67.0°F	-	NW	5.0mph	9.0mph	85%	0.00in / 0.30in total	113.000000 watts/m^2
11:01	72.0 °F	-	67.0°F	-	NW	5.0mph	9.0mph	85%	0.00in / 0.30in total	113.000000 watts/m^2
11:11	72.0 °F	-	67.0°F	-	NW	5.0mph	9.0mph	85%	0.00in / 0.30in total	113.000000 watts/m^2
11:15	78.0 °F	-	68.0°F	-	North	5.0mph	10.0mph	72%	0.00in / 0.30in total	211.000000 watts/m^2
11:45	78.0 °F	-	68.0°F	-	North	5.0mph	10.0mph	72%	0.00in / 0.30in total	211.000000 watts/m^2
11:58	78.0 °F	-	68.0°F	-	North	5.0mph	10.0mph	72%	0.00in / 0.30in total	211.000000 watts/m^2
12:09	78.0 °F	-	68.0°F	-	North	5.0mph	10.0mph	72%	0.00in / 0.30in total	211.000000 watts/m^2
12:46	79.0 °F	-	67.0°F	-	North	4.0mph	9.0mph	67%	0.00in / 0.30in total	195.000000 watts/m^2
12:55	79.0 °F	-	67.0°F	-	North	4.0mph	9.0mph	67%	0.00in / 0.30in total	195.000000 watts/m^2

Comma Delimited File

Time	Temp.	Heat Index	Dew Point	Pressure	Wind	Wind Speed	Wind Gust	Humidity	Rainfall Rate (Hourly)	Solar Radiation
13:05	79.0 °F	-	67.0°F	-	North	4.0mph	9.0mph	67%	0.00in / 0.30in total	195.000000 watts/m^2
13:13	79.0 °F	-	67.0°F	-	North	4.0mph	9.0mph	67%	0.00in / 0.30in total	195.000000 watts/m^2
13:52	79.0 °F	-	68.0°F	-	NNW	3.0mph	8.0mph	68%	0.00in / 0.30in total	130.000000 watts/m^2
14:02	79.0 °F	-	68.0°F	-	NNW	3.0mph	8.0mph	68%	0.00in / 0.30in total	130.000000 watts/m^2
14:12	79.0 °F	-	68.0°F	-	NNW	3.0mph	8.0mph	68%	0.00in / 0.30in total	130.000000 watts/m^2
14:42	82.0 °F	84.4 °F	67.0°F	-	West	2.0mph	7.0mph	60%	0.00in / 0.30in total	249.000000 watts/m^2
14:53	82.0 °F	84.4 °F	67.0°F	-	West	2.0mph	7.0mph	60%	0.00in / 0.30in total	249.000000 watts/m^2
15:01	82.0 °F	84.4 °F	67.0°F	-	West	2.0mph	7.0mph	60%	0.00in / 0.30in total	249.000000 watts/m^2
15:12	82.0 °F	84.4 °F	67.0°F	-	West	2.0mph	7.0mph	60%	0.00in / 0.30in total	249.000000 watts/m^2
15:42	83.0 °F	85.5 °F	67.0°F	-	WNW	2.0mph	6.0mph	58%	0.00in / 0.30in total	189.000000 watts/m^2
15:52	83.0 °F	85.5 °F	67.0°F	-	WNW	2.0mph	6.0mph	58%	0.00in / 0.30in total	189.000000 watts/m^2
16:02	83.0 °F	85.5 °F	67.0°F	-	WNW	2.0mph	6.0mph	58%	0.00in / 0.30in total	189.000000 watts/m^2
16:12	83.0 °F	85.5 °F	67.0°F	-	WNW	2.0mph	6.0mph	58%	0.00in / 0.30in total	189.000000 watts/m^2

Comma Delimited File

GENERAL INFORMATION

Job Location: NEIP AOC #3
Sample Identification Number: SG-7 (Second Attempt)
Sample Canister Location (Sample I.D.): SG-7
Sample Type (Circle): Exterior Soil Vapor / Sub-Slab Soil Vapor / Indoor Air
Sample Date: 2-21-2014
Sampler: M. Montario
Other Personnel On-Site: J. Hutchinson (Zebra)
Sample Time Begin: 0942 End: 1342
Shipping Date:
Canister Type: Suma
Canister Serial #: 211
Flow Controller Serial #: 0453

SAMPLING INFORMATION

Weather Conditions: Cloudy Rain 35°F
Ambient Temperature (°F) Begin: 39°F End:
Indoor Air Temperature (°F) Begin: NA End: NA
Canister Pressure Gauge Reading (inches of Hg) Begin: -28.89 End: -2.68
Sample Collection Time Begin: 0942 End: 13:42
PID Reading (ppm) Begin: NA End:

Was there significant precipitation within 12 hours prior to sampling?
Yes, rain overnight and some while sampling

Observations: Second attempt at collecting sample, will attempt to sample via implant instead of sampling rods.

SAMPLE LOCATION SKETCH



GENERAL INFORMATION

Job Location: NEIP AOC #3
Sample Identification Number: SG-8
Sample Canister Location (Sample I.D.): SG-8 (west side of bus garage)
Sample Type (Circle): Exterior Soil Vapor / Sub-Slab Soil Vapor / Indoor Air
Sample Date: 2-20-2014
Sampler: M. Montario
Other Personnel On-Site: L. Hoose (H2H) J. Hutchinson (Zebra)
Sample Time Begin: 1105 End: 1618
Shipping Date:
Canister Type: Suma
Canister Serial #: 416
Flow Controller Serial #: 0204

SAMPLING INFORMATION

Weather Conditions: Sunny, Cold, 42°F
Ambient Temperature (°F) Begin: 42°F End:
Indoor Air Temperature (°F) Begin: N/A End: N/A
Canister Pressure Gauge Reading (inches of Hg) Begin: -28.92 End: -0.09
Sample Collection Time Begin: 1105 End: 1618
PID Reading (ppm) Begin: N/A End: N/A

Was there significant precipitation within 12 hours prior to sampling?
None

Observations:

SAMPLE LOCATION SKETCH



GENERAL INFORMATION

Job Location: NEIP AOC #3
Sample Identification Number: SG-9
Sample Canister Location (Sample I.D.): SG-9 and Duplicate
Sample Type (Circle): Exterior Soil Vapor / Sub-Slab Soil Vapor / Indoor Air
Sample Date: 2-20-2014
Sampler: M. Montario
Other Personnel On-Site: L. Hoose (H2H) J. Hutchinson (Zebra)
Sample Time Begin: 1115 End: 1623
Shipping Date:
Canister Type: Suma
Canister Serial #: SG-9 - 141 / DUP - 521
Flow Controller Serial #: SG-9 - 0455 / DUP - 0146

SAMPLING INFORMATION

Weather Conditions: Sunny 45°F
Ambient Temperature (°F) Begin: 45°F End:
Indoor Air Temperature (°F) Begin: N/A End: N/A
Canister Pressure Gauge Reading (inches of Hg) Begin: -29.22 End: -0.15
DUP - Begin: -29.88 End: -0.00
Sample Collection Time Begin: 1155 End: 1623
PID Reading (ppm) Begin: N/A End: N/A

Was there significant precipitation within 12 hours prior to sampling?
None

Observations:

SAMPLE LOCATION SKETCH



GENERAL INFORMATION

Job Location: AOC#3/ Nursing Home
Sample Identification Number: SG#10
Sample Canister Location (Sample I.D.): SG#10 Nursing Home
Sample Type (Circle): Exterior Soil Vapor / Sub-Slab Soil Vapor / Indoor Air
Sample Date: 4/22/2014
Sampler: M. Montartio
Other Personnel On-Site: L.Hoose (H2H), J. Plank (Zebra)
Sample Time Begin: 0950 End: 1451
Shipping Date:
Canister Type: Suma
Canister Serial #: 205
Flow Controller Serial #: 0475

SAMPLING INFORMATION

Weather Conditions: Partly Cloudy
Ambient Temperature (°F) Begin: 54°F End: 64°F
Indoor Air Temperature (°F) Begin: N/A End: N/A
Canister Pressure Gauge Reading (inches of Hg) Begin: -29.21 End: -2.21
Sample Collection Time Begin: 0950 End: 1451
Helium Reading (ppm) Begin: 3.2% End:

Was there significant precipitation within 12 hours prior to sampling?
No

Observations: Cannot hand tamp past 4', will sample @ 4'. Initial seal leaked, reset seal helium dropping slowly, leak fixed.

SAMPLE LOCATION SKETCH



GENERAL INFORMATION

Job Location: AOC#3
Sample Identification Number: SG#11
Sample Canister Location (Sample I.D.): SG#11 North of Irrigation wells
Sample Type (Circle): Exterior Soil Vapor / Sub-Slab Soil Vapor / Indoor Air
Sample Date: 4/22/2014
Sampler: M. Montartio
Other Personnel On-Site: L.Hoose (H2H), H. Bishop (NYSDEC), J. Plank (Zebra)
Sample Time Begin: 0840 End: 1605
Shipping Date:
Canister Type: Suma
Canister Serial #: 520
Flow Controller Serial #: 0273

SAMPLING INFORMATION

Weather Conditions: Partly Cloudy
Ambient Temperature (°F) Begin: 54°F End: 64°F
Indoor Air Temperature (°F) Begin: N/A End: N/A
Canister Pressure Gauge Reading (inches of Hg) Begin: -29.84 End: -16.70
Sample Collection Time Begin: 0840 End: 1605
Helium Reading (ppm) Begin: 0.0 ppm End:

Was there significant precipitation within 12 hours prior to sampling?
No

Observations: No Helium leaks during test, slow filling containers

SAMPLE LOCATION SKETCH



GENERAL INFORMATION

Job Location: AOC#3
Sample Identification Number: SG#12
Sample Canister Location (Sample I.D.): SG#12 South of irrigation wells
Sample Type (Circle): Exterior Soil Vapor / Sub-Slab Soil Vapor / Indoor Air
Sample Date: 4/22/2014
Sampler: M. Montartio
Other Personnel On-Site: L.Hoose (H2H), J. Plank (Zebra)
Sample Time Begin: 1025 End: 1505
Shipping Date:
Canister Type: Suma
Canister Serial #: 423
Flow Controller Serial #: 0618

SAMPLING INFORMATION

Weather Conditions: Partly Sunny
Ambient Temperature (°F) Begin: 56°F End: 64°F
Indoor Air Temperature (°F) Begin: N/A End: N/A
Canister Pressure Gauge Reading (inches of Hg) Begin: -28.51 End: -3.25
Sample Collection Time Begin: 1025 End: 1505
Helium Reading (ppm) Begin: 125 ppm End:

Was there significant precipitation within 12 hours prior to sampling?
No

Observations: No Helium leaks detected

SAMPLE LOCATION SKETCH



GENERAL INFORMATION

Job Location: AOC#3
Sample Identification Number: SG#13/Duplicate
Sample Canister Location (Sample I.D.): SG#13 school property
Sample Type (Circle): Exterior Soil Vapor / Sub-Slab Soil Vapor / Indoor Air
Sample Date: 4/22/2014
Sampler: M. Montartio
Other Personnel On-Site: L.Hoose (H2H), J. Plank (Zebra)
Sample Time Begin: 1110 End: 1520
Shipping Date:
Canister Type: Suma
Canister Serial #: 358-SG13 495 – Duplicate
Flow Controller Serial #: 0438 – SG13 0622 – Duplicate

SAMPLING INFORMATION

Weather Conditions: Partly Sunny
Ambient Temperature (°F) Begin: 56°F End: 64°F
Indoor Air Temperature (°F) Begin: N/A End: N/A
Canister Pressure Gauge Reading (inches of Hg) Begin: -29.17/-29.18 End: -16.70/-4.0
Sample Collection Time Begin: 1110 End: 1520 / 1520
Helium Reading (ppm) Begin: 0.0 ppm End:

Was there significant precipitation within 12 hours prior to sampling?
No

Observations: No Helium tracer leak detected, sample and duplicate had different final

SAMPLE LOCATION SKETCH



GENERAL INFORMATION

Job Location: AOC 3, Guilderland, N.Y.
Sample Identification Number: SG-14
Sample Canister Location (Sample I.D.): SG-14
Sample Type (Circle): ~~Exterior Soil Vapor~~ / Sub-Slab Soil Vapor / Indoor Air
Sample Date: 8/19/14
Sampler: Lori Hoose (LAH)
Other Personnel On-Site: Zach Fordely Ethan Plank
Sample Time Begin: 0841 End: 1311
Shipping Date: 8/20/14
Canister Type: Summa L
Canister Serial #: 4284
Flow Controller Serial #: 5222 Purge: 15 min Helium: 0

SAMPLING INFORMATION

Weather Conditions: Sunny, Cool ~65°
Ambient Temperature (°F) Begin: 64° End: 72°
Indoor Air Temperature (°F) Begin: — End: —
Canister Pressure Gauge Reading (inches of Hg) Begin: -30.00 End: -1.0
Sample Collection Time Begin: 0841 End: 1311
PID Reading (ppm) Begin: 0.0 to 0.1 ppm End: PID 0-0.1 ppm

Was there significant precipitation within 12 hours prior to sampling?
NO

Observations:

SAMPLE LOCATION SKETCH



GENERAL INFORMATION

Job Location: AOC 3 Guilderland, NY
Sample Identification Number: SG-15
Sample Canister Location (Sample I.D.): SG-15
Sample Type (Circle): (Exterior Soil Vapor) / Sub-Slab Soil Vapor / Indoor Air
Sample Date: 8/18/14
Sampler: Lori Hoose (LAIT)
Other Personnel On-Site: Zach Fordely Ethan Plank
Sample Time Begin: 14:25 End: 18:28
Shipping Date: 8/20/14
Canister Type: Summa
Canister Serial #: 4361
Flow Controller Serial #: 2667

SAMPLING INFORMATION

Weather Conditions: Sunny, clear - cool
Ambient Temperature (°F) Begin: 76° End: 68°
Indoor Air Temperature (°F) Begin: — End: —
Canister Pressure Gauge Reading (inches of Hg) Begin: -30.1 End: -12
Sample Collection Time Begin: 1425 End: 1828
PID Reading (ppm) Begin: 0 End: 0

Was there significant precipitation within 12 hours prior to sampling?
none

Observations: warm - no humidity

SAMPLE LOCATION SKETCH



GENERAL INFORMATION

Job Location: AOC 3, Guilderland, NY
Sample Identification Number: SG-16
Sample Canister Location (Sample I.D.): SG-16
Sample Type (Circle): (Exterior Soil Vapor) / Sub-Slab Soil Vapor / Indoor Air
Sample Date: 8/19/14
Sampler: Lori Hoose (LAH)
Other Personnel On-Site: Ethan Plank, Zach Fordely
Sample Time Begin: 0850 End: 1320
Shipping Date: 8/20/14
Canister Type: Summa 6L
Canister Serial #: 4288
Flow Controller Serial #: 7057 Purge ~10
Helium - 0

SAMPLING INFORMATION

Weather Conditions: Sunny - Clear
Ambient Temperature (°F) Begin: 67° End: 72°
Indoor Air Temperature (°F) Begin: — End: —
Canister Pressure Gauge Reading (inches of Hg) Begin: -30 End: -2
Sample Collection Time Begin: 0850 End: 1320
PID Reading (ppm) Begin: 0.3-0.4 End: 0.0

Was there significant precipitation within 12 hours prior to sampling?
0

Observations: PID in hole read 0.2 to 0.4 consistently

SAMPLE LOCATION SKETCH



GENERAL INFORMATION

Job Location: AOC 3, Guilderland, NY
Sample Identification Number: SG-18
Sample Canister Location (Sample I.D.): SG+18
Sample Type (Circle): (Exterior Soil Vapor) / Sub-Slab Soil Vapor / Indoor Air
Sample Date: 8/18/14
Sampler: Lori Hoose
Other Personnel On-Site: Zach Fordely Ethan Plank
Sample Time Begin: 1349 End: 1803
Shipping Date: 8/20/14
Canister Type: Summa 6L
Canister Serial #: 2674
Flow Controller Serial #: 5226

SAMPLING INFORMATION

Weather Conditions: Sunny, Cool, Breezy
Ambient Temperature (°F) Begin: 70° End: 68°
Indoor Air Temperature (°F) Begin: — End: —
Canister Pressure Gauge Reading (inches of Hg) Begin: -30 End: -5
Sample Collection Time Begin: 1349 End: 1803
PID Reading (ppm) Begin: 0 End: 0

Was there significant precipitation within 12 hours prior to sampling?
NO

Observations: Heavy odor from vent - paint fumes

SAMPLE LOCATION SKETCH



GENERAL INFORMATION

Job Location: AOC 3 Guilderland, N.Y.
Sample Identification Number: SG-19
Sample Canister Location (Sample I.D.): SG-19
Sample Type (Circle): Exterior Soil Vapor / (Sub-Slab Soil Vapor) / Indoor Air
Sample Date: 8/19/14
Sampler: Lori Haase
Other Personnel On-Site: Zach Fardely Ethan Plank
Sample Time Begin: 0728 End: 1530
Shipping Date: 8/20/14
Canister Type: Summa 6L
Canister Serial #: 4551
Flow Controller Serial #: 4189 Purge 15 min Helium Test Good

SAMPLING INFORMATION

Weather Conditions: Sunny, Cool, 65°
Ambient Temperature (°F) Begin: 65° End: 75°
Indoor Air Temperature (°F) Begin: same End: same
Canister Pressure Gauge Reading (inches of Hg) Begin: -30 End: -8
Sample Collection Time Begin: 0728 End: 1530
PID Reading (ppm) Begin: 0 End: 0

Was there significant precipitation within 12 hours prior to sampling?
0

Observations:

SAMPLE LOCATION SKETCH



GENERAL INFORMATION

Job Location: AOC 3, Guilderland, NY
Sample Identification Number: SG-20
Sample Canister Location (Sample I.D.): SG-20
Sample Type (Circle): Exterior Soil Vapor / (Sub-Slab Soil Vapor) / Indoor Air
Sample Date: 8/19/14
Sampler: Lori Hoose (LAH)
Other Personnel On-Site: Zach Fordely Ethan Plank
Sample Time Begin: 0719 End: 1519
Shipping Date: 8/20/14
Canister Type: Summa 6L
Canister Serial #: 4293
Flow Controller Serial #: 4766

Helium tested - 0
Purge 10 min

SAMPLING INFORMATION

Weather Conditions: Sunny Cool
Ambient Temperature (°F) Begin: 64° End: 70°
Indoor Air Temperature (°F) Begin: 70° End: 70°
Canister Pressure Gauge Reading (inches of Hg) Begin: -29 End: -6
Sample Collection Time Begin: 0719 End: 1519
PID Reading (ppm) Begin: 0 End: 0

Was there significant precipitation within 12 hours prior to sampling?
0

Observations:

SAMPLE LOCATION SKETCH



GENERAL INFORMATION

Job Location: AOC 3, Guilderland, N.Y.
Sample Identification Number: SG-21
Sample Canister Location (Sample I.D.): SG-21 (SG-21 Dup)
Sample Type (Circle): Exterior Soil Vapor / Sub-Slab Soil Vapor / Indoor Air
Sample Date: 8/19/14
Sampler: Lori Hoose (LAH)
Other Personnel On-Site: Zach Foodely Ethan Plank
Sample Time Begin: 0655 End: 1455
Shipping Date: 8/20/14
Canister Type: Summa 6L
Canister Serial #: 4548
Flow Controller Serial #: 4575

SAMPLING INFORMATION

Weather Conditions: Sunny Cool
Ambient Temperature (°F) Begin: 55° End: 70°
Indoor Air Temperature (°F) Begin: 70° End: 70°
Canister Pressure Gauge Reading (inches of Hg) Begin: -30 End: -5
Sample Collection Time Begin: 0655 End: 1455
PID Reading (ppm) Begin: 0 End: 0

Purge -20 min

Was there significant precipitation within 12 hours prior to sampling?
0

Observations: Skunk odor in room in morning - Dup Here

SAMPLE LOCATION SKETCH



GENERAL INFORMATION

Job Location: AOC 3 - Guilderland, NY
Sample Identification Number: SG-21 Dup
Sample Canister Location (Sample I.D.): SG-21 Dup
Sample Type (Circle): Exterior Soil Vapor / (Sub-Slab Soil Vapor) / Indoor Air
Sample Date: 8/19/14
Sampler: Lori Hoose
Other Personnel On-Site: Ethan Plank, Zach Fordley
Sample Time Begin: 0655 End: 1455
Shipping Date: 8/20/2014 - via courier
Canister Type: Summa 6L
Canister Serial #: 5130
Flow Controller Serial #: 5206

purge time 20 min
Helium - 0

SAMPLING INFORMATION

Weather Conditions: Sunny Cool
Ambient Temperature (°F) Begin: 55° End: 70°
Indoor Air Temperature (°F) Begin: 70° End: 70°
Canister Pressure Gauge Reading (inches of Hg) Begin: -30 End: -10
Sample Collection Time Begin: 0655 End: 1455
PID Reading (ppm) Begin: 0 End: 0

Was there significant precipitation within 12 hours prior to sampling?
0

Observations: Duplicate to SG-21 (strong skunk odor in Room, disipated as time wore on)

SAMPLE LOCATION SKETCH



GENERAL INFORMATION

Job Location: AOC 3, Guilderland, NY
Sample Identification Number: SG-22
Sample Canister Location (Sample I.D.): SG-22
Sample Type (Circle): Exterior Soil Vapor / (Sub-Slab Soil Vapor) / Indoor Air
Sample Date: 8/19/14
Sampler: Lori Hoose (LAH)
Other Personnel On-Site: Zach Fordely / Ethan Plank
Sample Time Begin: 0758 End: 1601
Shipping Date: 8/20/14
Canister Type: Summa 6L
Canister Serial #: 5625
Flow Controller Serial #: 3294 Purge 15 min Helium - 0

SAMPLING INFORMATION

Weather Conditions: Sunny, Clear
Ambient Temperature (°F) Begin: 60° End: 70°
Indoor Air Temperature (°F) Begin: 70° End: 70°
Canister Pressure Gauge Reading (inches of Hg) Begin: -30 End: -10
Sample Collection Time Begin: 0758 End: 1601
PID Reading (ppm) Begin: 0 End: 0

Was there significant precipitation within 12 hours prior to sampling?
0

Observations:

SAMPLE LOCATION SKETCH



GENERAL INFORMATION

Job Location: Building 2
Sample Identification Number: SG-23 (subslab)
Sample Canister Location (Sample I.D.): Subslab SG-23
Sample Type (Circle): Exterior Soil Vapor / (Sub-Slab Soil Vapor) / Indoor Air
Sample Date: 11/20/14
Sampler: Lori Hoose
Other Personnel On-Site: Lori Hoose
Sample Time Begin: 15:10 End: 11/21/14 0655
Shipping Date: 11/21/14
Canister Type: Summa 8hr
Canister Serial #: # 3980 8
Flow Controller Serial #: # 5967

SAMPLING INFORMATION

Weather Conditions: Cloudy - cold
Ambient Temperature (°F) Begin: ~34° End: 21°
Indoor Air Temperature (°F) Begin: ~65° End: ~65°
Canister Pressure Gauge Reading (inches of Hg) Begin: -30 End: 0
Sample Collection Time Begin: 15:10 End: 0655 (next day)
PID Reading (ppm) Begin: 0 End: 0

Was there significant precipitation within 12 hours prior to sampling?
Scattered snow showers

Observations:

SAMPLE LOCATION SKETCH



GENERAL INFORMATION

Job Location: Building 2, Guilderland Bus Garage
Sample Identification Number: SG-24 (Indoor Air)
Sample Canister Location (Sample I.D.): SG-24
Sample Type (Circle): Exterior Soil Vapor / Sub-Slab Soil Vapor / (Indoor Air)
Sample Date: 11/20/14
Sampler: Lori Hoose
Other Personnel On-Site: Lori Hoose
Sample Time Begin: 18:15 End: 11/21/14 0655
Shipping Date: 11/21/14
Canister Type: Summa 8hr
Canister Serial #: 4056
Flow Controller Serial #: 5963 (8hr)

SAMPLING INFORMATION

Weather Conditions: cloudy - cold
Ambient Temperature (°F) Begin: ~34° End: 21°
Indoor Air Temperature (°F) Begin: ~65° End: ~65°
Canister Pressure Gauge Reading (inches of Hg) Begin: -30 End: 0
Sample Collection Time Begin: 18:15 End: 11/21 0655
PID Reading (ppm) Begin: 0 End: 0

Was there significant precipitation within 12 hours prior to sampling?
Scattered Snow showers

Observations:

SAMPLE LOCATION SKETCH



GENERAL INFORMATION

Job Location: Building 2, Guilderland Bus Garage
Sample Identification Number: SG-25 Exterior
Sample Canister Location (Sample I.D.): SG-25
Sample Type (Circle): Exterior Soil Vapor / Sub-Slab Soil Vapor / Indoor Air
Sample Date: 11/20/14
Sampler: Lori Hoose
Other Personnel On-Site: —
Sample Time Begin: 18:02 End: 0720
Shipping Date: 11/21/14
Canister Type: 8 hr. Summa
Canister Serial #: # 3786
Flow Controller Serial #: 5961

SAMPLING INFORMATION

Weather Conditions: Cold ~34° no wind
Ambient Temperature (°F) Begin: 34° End: ~21°
Indoor Air Temperature (°F) Begin: ~65° End: ~65°
Canister Pressure Gauge Reading (inches of Hg) Begin: -30 End: -19 (?)
Sample Collection Time Begin: 15:02 End: 0720
PID Reading (ppm) Begin: 0 End: 0

Was there significant precipitation within 12 hours prior to sampling?
Scattered Snow showers

Observations:

SAMPLE LOCATION SKETCH



GENERAL INFORMATION

Job Location: Building 2, Guilderland Bus Garage
Sample Identification Number: SG-AA (Duplicate of SG-2)
Sample Canister Location (Sample I.D.): SG-AA
Sample Type (Circle): Exterior Soil Vapor / Sub-Slab Soil Vapor / (Indoor Air)
Sample Date: 11/20/14
Sampler: Lori Hoose
Other Personnel On-Site: —
Sample Time Begin: 18:15 End: 11/21/14 0655
Shipping Date: 11/21/14
Canister Type: 8hr Summa
Canister Serial #: 5182
Flow Controller Serial #: 5964

SAMPLING INFORMATION

Weather Conditions: cloudy
Ambient Temperature (°F) Begin: ~34° End: 21°
Indoor Air Temperature (°F) Begin: ~65° End: ~65°
Canister Pressure Gauge Reading (inches of Hg) Begin: -30 End: 0
Sample Collection Time Begin: 18:15 End: 0655 11/21/14
PID Reading (ppm) Begin: 0 End: 0

Was there significant precipitation within 12 hours prior to sampling?
Scattered Snow showers

Observations:

SAMPLE LOCATION SKETCH



Soil Vapor Inventory

New Bus Garage

OSR – 3

NEW YORK STATE DEPARTMENT OF HEALTH
INDOOR AIR QUALITY QUESTIONNAIRE AND BUILDING INVENTORY
CENTER FOR ENVIRONMENTAL HEALTH

This form must be completed for each residence involved in indoor air testing.

Preparer's Name Lori Hoose Date/Time Prepared 7/31/14

Preparer's Affiliation H2H Associates Phone No. 518 270-1620 ext 111

Purpose of Investigation Soil Vapor at Guilderland Bus Garage

1. OCCUPANT:

Interviewed: (Y) / N

Last Name: Carkner First Name: Mitch

Address: School Rd, PO. Box 382

County: Albany

Home Phone: _____ Office Phone: 518 861-6434

Number of Occupants/persons at this location 105 - 120 Age of Occupants Sporadic occupan

2. ~~OWNER OR LANDLORD~~: (Check if same as occupant ___) ~~___~~

Interviewed: Y / N

Last Name: _____ First Name: _____

Address: Guilderland Central School District

County: _____

Home Phone: _____ Office Phone: _____

3. BUILDING CHARACTERISTICS

Type of Building: (Circle appropriate response)

Residential (School) Commercial/Multi-use
Industrial Church Other: _____

If the property is residential, type? (Circle appropriate response)

Ranch	2-Family	3-Family
Raised Ranch	Split Level	Colonial
Cape Cod	Contemporary	Mobile Home
Duplex	Apartment House	Townhouses/Condos
Modular	Log Home	Other:_____

If multiple units, how many? _____

If the property is commercial, type?

Business Type(s) School

Does it include residences (i.e., multi-use)? Y / N If yes, how many? _____

Other characteristics:

Number of floors 1 Building age 11 or 12

Storage megazine

Is the building insulated? (Y) / N How air tight? Tight / Average / (Not Tight)

4. AIRFLOW

Use air current tubes or tracer smoke to evaluate airflow patterns and qualitatively describe:

Airflow between floors

Airflow near source

Outdoor air infiltration Yes

Infiltration into air ducts

5. **BASEMENT AND CONSTRUCTION CHARACTERISTICS** (Circle all that apply)

a. Above grade construction:	wood frame	concrete	stone	brick
b. Basement type:	full	crawlspace	slab	other _____
c. Basement floor:	concrete	dirt	stone	other _____
d. Basement floor:	uncovered	covered	covered with _____	
e. Concrete floor:	unsealed	sealed	sealed with _____	
f. Foundation walls:	poured	block	stone	other _____
g. Foundation walls:	unsealed	sealed	sealed with _____	
h. The basement is:	wet	damp	dry	moldy
i. The basement is:	finished	unfinished	partially finished	
j. Sump present?	Y / N			
k. Water in sump?	Y / N / not applicable			

Basement/Lowest level depth below grade: _____(feet)

Identify potential soil vapor entry points and approximate size (e.g., cracks, utility ports, drains)

_____

_____

6. **HEATING, VENTING and AIR CONDITIONING** (Circle all that apply)

Type of heating system(s) used in this building: (circle all that apply – note primary)

Hot air circulation (Forced Hot air)	Heat pump	Hot water baseboard	
Space Heaters	Stream radiation	Radiant floor	
Electric baseboard	Wood stove	Outdoor wood boiler	Other _____

The primary type of fuel used is:

Natural Gas	Fuel Oil	Kerosene
Electric	Propane	Solar
Wood	Coal	

Domestic hot water tank fueled by: Gas

Boiler/furnace located in: Basement Outdoors Main Floor Other Boiler Room

Air conditioning: Central Air Window units Open Windows None

Are there air distribution ducts present? (Y) / N

Describe the supply and cold air return ductwork, and its condition where visible, including whether there is a cold air return and the tightness of duct joints. Indicate the locations on the floor plan diagram.

Good shape

7. OCCUPANCY

Is basement/lowest level occupied? Full-time (Occasionally) Seldom Almost Never

Level	**General Use of Each Floor (e.g., familyroom, bedroom, laundry, workshop, storage)**
Basement	
1st Floor	Just one floor
2nd Floor	
3rd Floor	
4th Floor	

8. FACTORS THAT MAY INFLUENCE INDOOR AIR QUALITY School Building

a. Is there an attached garage? ~~Y / N~~ Yes

b. Does the garage have a separate heating unit? Y / (N) / NA

c. Are petroleum-powered machines or vehicles stored in the garage (e.g., lawnmower, atv, car) (Y) / N / NA
Please specify_____

d. Has the building ever had a fire? Y / (N) When?_____

e. Is a kerosene or unvented gas space heater present? Y / (N) Where?_____

f. Is there a workshop or hobby/craft area? (Y) / N Where & Type?_____

g. Is there smoking in the building? Y / (N) How frequently?_____

h. Have cleaning products been used recently? (Y) / N When & Type?_____

i. Have cosmetic products been used recently? Y / (N) When & Type?_____

j. Has painting/staining been done in the last 6 months? Y / (N) Where & When? _____

k. Is there new carpet, drapes or other textiles? (Y) / N Where & When? on office Danelle Last year

l. Have air fresheners been used recently? Y / (N) When & Type? _____

m. Is there a kitchen exhaust fan? (Y) / N If yes, where vented? _____

n. Is there a bathroom exhaust fan? (Y) / N If yes, where vented? _____

o. Is there a clothes dryer? Y / (N) If yes, is it vented outside? Y / N

p. Has there been a pesticide application? Y / (N) When & Type? _____

Are there odors in the building? (Y) / N
If yes, please describe: Bus Garage related

Do any of the building occupants use solvents at work? (Y) / N
(e.g., chemical manufacturing or laboratory, auto mechanic or auto body shop, painting, fuel oil delivery, boiler mechanic, pesticide application, cosmetologist

If yes, what types of solvents are used? Degreasers - Parts washer (mineral Garage)

If yes, are their clothes washed at work? (Y) / N Uniform company

Do any of the building occupants regularly use or work at a dry-cleaning service? (Circle appropriate response)

Yes, use dry-cleaning regularly (weekly) (No)
Yes, use dry-cleaning infrequently (monthly or less) Unknown
Yes, work at a dry-cleaning service

Is there a radon mitigation system for the building/structure? Y / (N) Date of Installation: _____
Is the system active or passive? Active/Passive

9. WATER AND SEWAGE

Water Supply: (Public Water) Drilled Well Driven Well Dug Well Other: _____

Sewage Disposal: (Public Sewer) Septic Tank Leach Field Dry Well Other: _____

10. RELOCATION INFORMATION (for oil spill residential emergency)

a. Provide reasons why relocation is recommended: _____

b. Residents choose to: remain in home relocate to friends/family relocate to hotel/motel

c. Responsibility for costs associated with reimbursement explained? Y / N

d. Relocation package provided and explained to residents? Y / N

CALCULATION SHEET

SHEET 1 OF ___

DATE

H2H Associates
179 River Street
Troy, New York 12180
www.h2hassociates.com

DATE: 7/31/14 DSGN: ___ ___

SUBJECT: New Bus Garage/office area CKD: ___ ___

CLIENT: USACE APPR: ___ ___

New Bus Garage

Reception Area:
- Windex (1)
- Power duster for computer

Poirier office

Nothing

Open Office area off reception: (1 each)
- Sani-Sani Cloth disinfecting wipes
- Hand Sanitizer
- Hospital Disinfectant
- Slice solvent cleaner
- Isopropyl Alcohol
- Brake Cleaner

offices - (corner)
Endust
- Power Dust

Lunch Room: Ajax (1) Spray nine cleaner (1)
Bleach (1) Sani Cloth (1)
Zep Cleaner (1) Dawn dish detergent

Womens Room: Sani-Cloth Wipes (1) deodorizer (1)

Archives CRT cleaner (1) - storage

Office n-Eat: 3m Super 77 Multipurpose adhesive

Hallway - lots of floor washing no storage

CALCULATION SHEET

SHEET ____ OF ____

DATE

H2H Associates
179 River Street
Troy, New York 12180
www.h2hassociates.com

DATE: _____ DSGN: _____ _____

SUBJECT: New Bus Garage CKD: _____ _____

CLIENT: _____ APPR: _____ _____

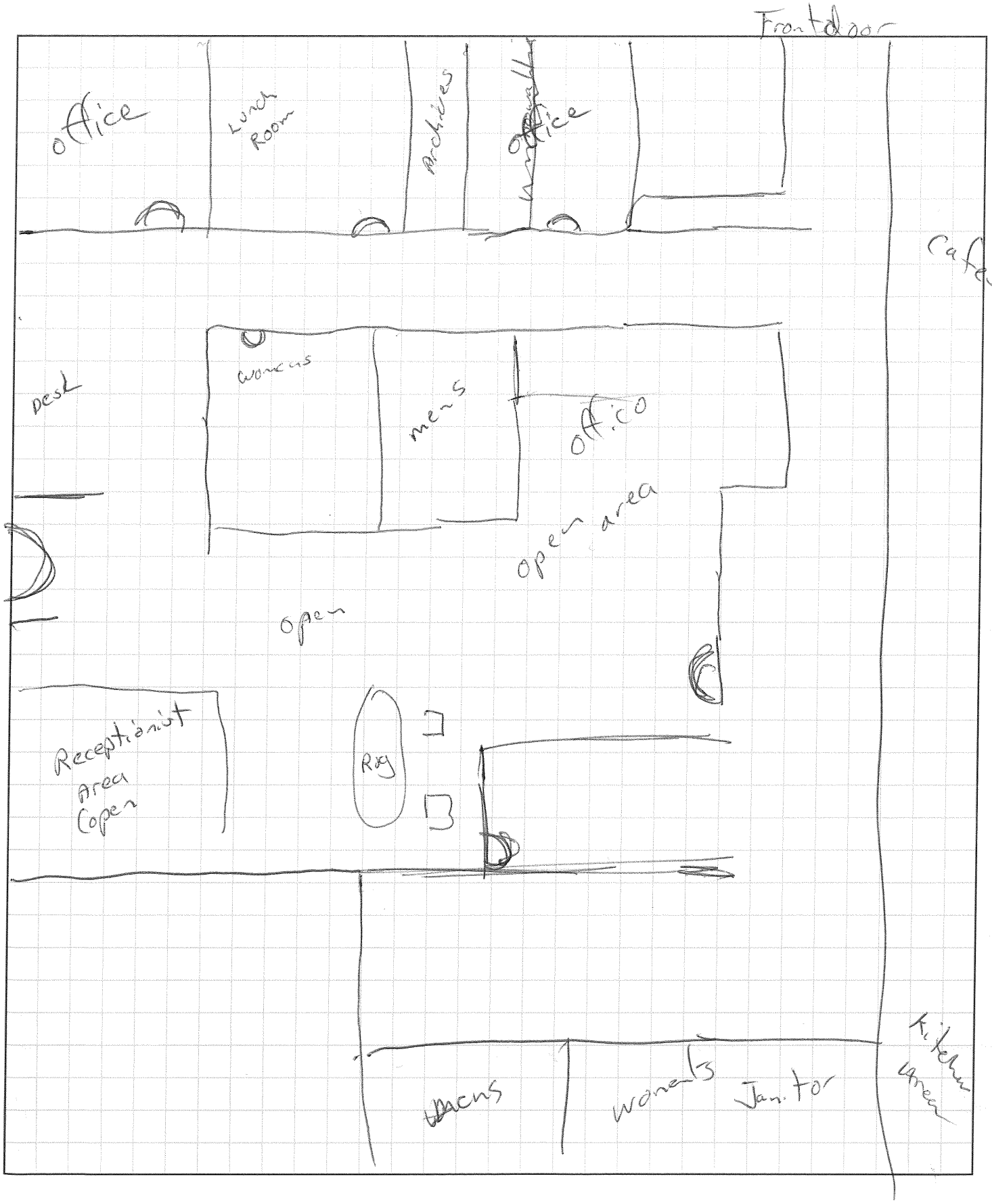

CALCULATION SHEET

SHEET 2 OF ___

DATE

H2H Associates
179 River Street
Troy, New York 12180
www.h2hassociates.com

DATE: 7/31/14 DSGN: ___ ___
SUBJECT: Bus Garage (New CKD: ___ ___
CLIENT: USACE APPR: ___ ___

Janitor Room:

Kutel Luxury Hand soap (4)
Simoniz Digest carpet & grease cleaner (1)
Envirostar Green All purpose cleaner (Pioneer Eclipse) (3)
Amer. chem & equip - Environ. odor control (1)
Simoniz Lemon Shine (1)
Swish Clean & green Foaming Hand Cleaner
~~361~~ 613 Germicidal Deterent (4)
333 Mild Acid washroom cleaner (2)
301 All purpose nuetral cleaner (1)
339 All " " cleaner (1)

Cleaning cart - all same
+ super stainless polish towes (1) material as Janitor closet
- Citrus cleaner (1)

Drivers Lounge / Breakroom
Open area - nothing visible

Glass cleaner
Ajax
Endust
0:1 soap
Zep

Pishwashing liquid

Stove / Refrig
2 - ~~[illegible]~~ vending mann

OSR – 3

Building 3

NEW YORK STATE DEPARTMENT OF HEALTH
INDOOR AIR QUALITY QUESTIONNAIRE AND BUILDING INVENTORY
CENTER FOR ENVIRONMENTAL HEALTH

This form must be completed for each residence involved in indoor air testing.

Preparer's Name Lori Hoose Date/Time Prepared _____

Preparer's Affiliation H2H, LLC / USACE Phone No. 518 ~~275~~ 270 - 1620 x111

Purpose of Investigation Sub slab soil vapor sampling for TCE detection

1. OCCUPANT:

Interviewed: Y / N

Last Name: Dooney First Name: Clifford

Address: Building 3 - Guilderland Maintenance Building

County: Albany

~~Home Phone:~~ _____ Office Phone: (518) 861-5246 (301)

Number of Occupants/persons at this location 14 Age of Occupants over 18

2. OWNER OR LANDLORD: (Check if same as occupant ___)

Interviewed: Y / N

Last Name: _____ First Name: _____

Address: Guilderland Central School District

County: _____

Home Phone: _____ Office Phone: _____

3. BUILDING CHARACTERISTICS

Type of Building: (Circle appropriate response)

Residential (School) Commercial/Multi-use
Industrial Church Other: _____

If the property is residential, type? (Circle appropriate response) n/A

Ranch	2-Family	3-Family
Raised Ranch	Split Level	Colonial
Cape Cod	Contemporary	Mobile Home
Duplex	Apartment House	Townhouses/Condos
Modular	Log Home	Other:_____

If multiple units, how many? _____

If the property is commercial, type?

Business Type(s) School

Does it include residences (i.e., multi-use)? Y / (N) If yes, how many? —

Other characteristics:

Number of floors 1 Building age Built 1963

Is the building insulated? (Y) / N Yes, poorly How air tight? Tight / (Average) / Not Tight

4. AIRFLOW

Use air current tubes or tracer smoke to evaluate airflow patterns and qualitatively describe:

Airflow between floors

NA

Airflow near source

NA

Outdoor air infiltration

Just when doors/window open

Infiltration into air ducts

no Air Ducts

5. **BASEMENT AND CONSTRUCTION CHARACTERISTICS** (Circle all that apply)

a. Above grade construction:	wood frame	concrete	stone	brick
b. Basement type:	full	crawlspace	slab	other _____
c. Basement floor:	concrete	dirt	stone	other _____
d. Basement floor:	uncovered	covered	covered with _____	
e. Concrete floor:	unsealed	sealed	sealed with _____	
f. Foundation walls:	poured	block	stone	other _____
g. Foundation walls:	unsealed	sealed	sealed with _____	
h. The basement is:	wet	damp	dry	moldy
i. The basement is:	finished	unfinished	partially finished	
j. Sump present?	(Y) / N			
k. Water in sump?	Y / N / not applicable			

Basement/Lowest level depth below grade: _____(feet)

Identify potential soil vapor entry points and approximate size (e.g., cracks, utility ports, drains)

_____

_____

6. **HEATING, VENTING and AIR CONDITIONING** (Circle all that apply)

Type of heating system(s) used in this building: (circle all that apply – note primary)

natural gas in Bays

Hot air circulation	Heat pump	Hot water baseboard	
Space Heaters	Stream radiation	Radiant floor	
Electric baseboard	Wood stove	Outdoor wood boiler	Other _____

The primary type of fuel used is:

Natural Gas in Bay	Fuel Oil	Kerosene
Electric	Propane	Solar
Wood	Coal	

Domestic hot water tank fueled by: Natural Gas Hung by ceiling in bay

Boiler/furnace located in: Basement Outdoors Main Floor Other_____

Air conditioning: Central Air Window units Open Windows None

split systems

Are there air distribution ducts present? Y / (N)

Describe the supply and cold air return ductwork, and its condition where visible, including whether there is a cold air return and the tightness of duct joints. Indicate the locations on the floor plan diagram.

_____

_____

_____

_____

7. OCCUPANCY

Is basement/lowest level occupied? Full-time Occasionally Seldom Almost Never

Level	**General Use of Each Floor (e.g., familyroom, bedroom, laundry, workshop, storage)**
Basement	office space
1st Floor	Yes - Just Daytime
2nd Floor	
3rd Floor	
4th Floor	

8. FACTORS THAT MAY influence INDOOR AIR QUALITY

a. Is there an attached garage? (Y) / N

b. Does the garage have a separate heating unit? (Y) / N / NA

c. Are petroleum-powered machines or vehicles stored in the garage (e.g., lawnmower, atv, car) (Y) / N / NA
Please specify_____

d. Has the building ever had a fire? Y / (N) When?_____

e. Is a kerosene or unvented gas space heater present? Y / (N) Where?_____

f. Is there a workshop or hobby/craft area? (Y) / N Where & Type? _____

g. Is there smoking in the building? Y / (N) How frequently? _____

h. Have cleaning products been used recently? (Y) / N When & Type? _____

i. Have cosmetic products been used recently? Y / (N) When & Type? _____

j. Has painting/staining been done in the last 6 months? (Y) / N Where & When? _____

k. Is there new carpet, drapes or other textiles? Y / (N) Where & When? _____

l. Have air fresheners been used recently? Y / (N) When & Type? _____

m. Is there a kitchen exhaust fan? Y / (N) If yes, where vented? _____

n. Is there a bathroom exhaust fan? (Y) / N If yes, where vented? _____

o. Is there a clothes dryer? Y / (N) If yes, is it vented outside? Y / N

p. Has there been a pesticide application? Y / (N) When & Type? _____

Are there odors in the building? (Y) / N
If yes, please describe: Yes - Gas engine

Do any of the building occupants use solvents at work? (Y) / N
(e.g., chemical manufacturing or laboratory, auto mechanic or auto body shop, painting, fuel oil delivery, boiler mechanic, pesticide application, cosmetologist

If yes, what types of solvents are used? Safety clean - General Shop work

If yes, are their clothes washed at work? Y / (N)

Do any of the building occupants regularly use or work at a dry-cleaning service? (Circle appropriate response)

Yes, use dry-cleaning regularly (weekly) (No)
Yes, use dry-cleaning infrequently (monthly or less) Unknown
Yes, work at a dry-cleaning service

Is there a radon mitigation system for the building/structure? Y / (N) Date of Installation: _____
Is the system active or passive? Active/Passive

9. WATER AND SEWAGE

Water Supply: (Public Water) Drilled Well Driven Well Dug Well Other: _____

Sewage Disposal: (Public Sewer) Septic Tank Leach Field Dry Well Other: _____

10. RELOCATION INFORMATION (for oil spill residential emergency)

a. Provide reasons why relocation is recommended: _____

b. Residents choose to: remain in home relocate to friends/family relocate to hotel/motel

c. Responsibility for costs associated with reimbursement explained? Y / N

d. Relocation package provided and explained to residents? Y / N

11. FLOOR PLANS

Draw a plan view sketch of the basement and first floor of the building. Indicate air sampling locations, possible indoor air pollution sources and PID meter readings. If the building does not have a basement, please note.

Basement:

First Floor:

This page is intentionally blank.

H2H Associates
179 River Street
Troy, New York 12180
www.h2hassociates.com

CALCULATION SHEET

SHEET ____ OF ____

DATE

DATE: 7/31/14 DSGN: Buiding

SUBJECT: Maintenance Building CKD: #3

CLIENT: USACE APPR:

Inventory for Soil Vapor Work

Conference Room – clear – coffee machine & computers
no cleaning supplies

Mr. Nooney Office – Spray nine – disinfectant – 1 bottle
Lysol wipes – 1
~~Erin Office~~ white out Expo White Board Care – 1
Dust off – 1

~~Other~~
Ladies Room Air Freshener – 1 can

Other offices: Hand sanitizer
Several dust-offs 3

Mens Room – Air freshener
2 cans Joint compound
2 Paint cans Sealed

Maintenance Closet/Hallway: All bottles sealed/Good Condit 2 photos

- 301 Neutral All (2) Purpose Cleaner
- Simonz Super Sealer – acrylic polymer (1) Floor Sealer
- Simonz Lemon Shine Furniture Polish (1)
- Swish Clean & Green (1) 333 Envirostar Green Mild Acid Washroom
- 613 Neutraquatz Germacide Detergent/Deodorant (2)
- Dust off (1)
- Enviro Solutions 74 spray & wipe clean
- 577 Urinal line Renovator
- Ammonia (1)
- Liquid Enzyme 11 (Hillyard)
- Foaming Hand Soap

H2H Associates
179 River Street
Troy, New York 12180
www.h2hassociates.com

CALCULATION SHEET

DATE: 7/31/14
SUBJECT: Maintenance Building
CLIENT: USACE
DSGN: Building
CKD: #3
APPR:

Inventory Cont.

Breakroom / Kitchen area:

- Solutions Glass Cleaner 2
- Simoniz Lemon Shine
- Enzyme Rugbee Spotter
- Ajax cleanser
- Coffee Pot Cleaner

on sealed can of paint in closet in Breakroom

Pump Room:

Spray Paint vehicles (for field lines)
6 Gallon Jugs State Chemical Seal wax
9 5 Gallon jugs line Paint

Small closet next to pump Room

Several Gas powered weed wacker / chain saw.
(no gas stored in ~~shed~~ Room)

Garage Area
northern wall area
Gas cans lying Around
~30 Brite Stripe Pre-mix Athletic Field Marking Paint

On Work Bench:
Lubrecise - Chain and Cable lubricant
Pump Armor (3) Wasp & Hornet spray Deicer (windshield)
Marking Spray Paint
Service Pro Super Penetrating oil (many) ~1 Dozen
Service Pro Brake Cleaner ~2 Dozen
Service Pro Engine Cleaner & Degrease ~1 Dozen

CALCULATION SHEET

DATE

H2H Associates
179 River Street
Troy, New York 12180
www.h2hassociates.com

DATE:
SUBJECT:
CLIENT:

DSGN: Building
CKD: #3
APPR:

Garage area:

~~Workbench~~ area / Storage cabinets

Marking Paint - several cases - many loose
Enzyme Fuel treatment
Yield - Loosens Rust 3 cans
Korkay All purpose spray cleaner - 5 Bottles
~~Service Pro~~ Kendall Hyken 05 Tractor Lubricant
Gulf Universal Tractor Fluid (5gal) (5 gallon)
~12 cans Cooking spray

Pallets of Turface Game Saver
Rapid Dry
Grass seed (several Plattets
Athletic line marker

2 locked Cabinets with w/ Pesticides:
Riverdale Millenium Ultra 2 weed control
ACE wasp killer (1 carton)
(1) Lexco Tracksman Brushmaster - Gardens
(1) Lexco Reced Razor Pro Herbicide 2 2 Gallon.
T-Pac E Pro Mec Plant Growth Regulator
other Cabinet: Gas mixtures for weedwackers/Chainsaws
motor oil (7) - Auto wash - Krylon Enamal Spray Paint (6)
starting fluid (3) - Aero Lub nc - Ethanol treatment -
Turtle wax
paint & varnish stripper
Paint thinner (2)
Truck Bed coating

Woodshop area: Rust Stop Paint (Gallon) - Window cleaner
Small side area - nothing

Lysol Wipes
Cupboard of Paint Products: Paint thinner (crown)
Boiled Linseed oil (1) Rustoleum Primer
Wood Glue (2) Paint cans (4)
Lubrease (1) 8 5 gallons Joint Compound
Latex Pt Wood Stain (2)

Building 3
Maintenance
Building

12. OUTDOOR PLOT

Draw a sketch of the area surrounding the building being sampled. If applicable, provide information on spill locations, potential air contamination sources (industries, gas stations, repair shops, landfills, etc.), outdoor air sampling location(s) and PID meter readings.

Also indicate compass direction, wind direction and speed during sampling, the locations of the well and septic system, if applicable, and a qualifying statement to help locate the site on a topographic map.

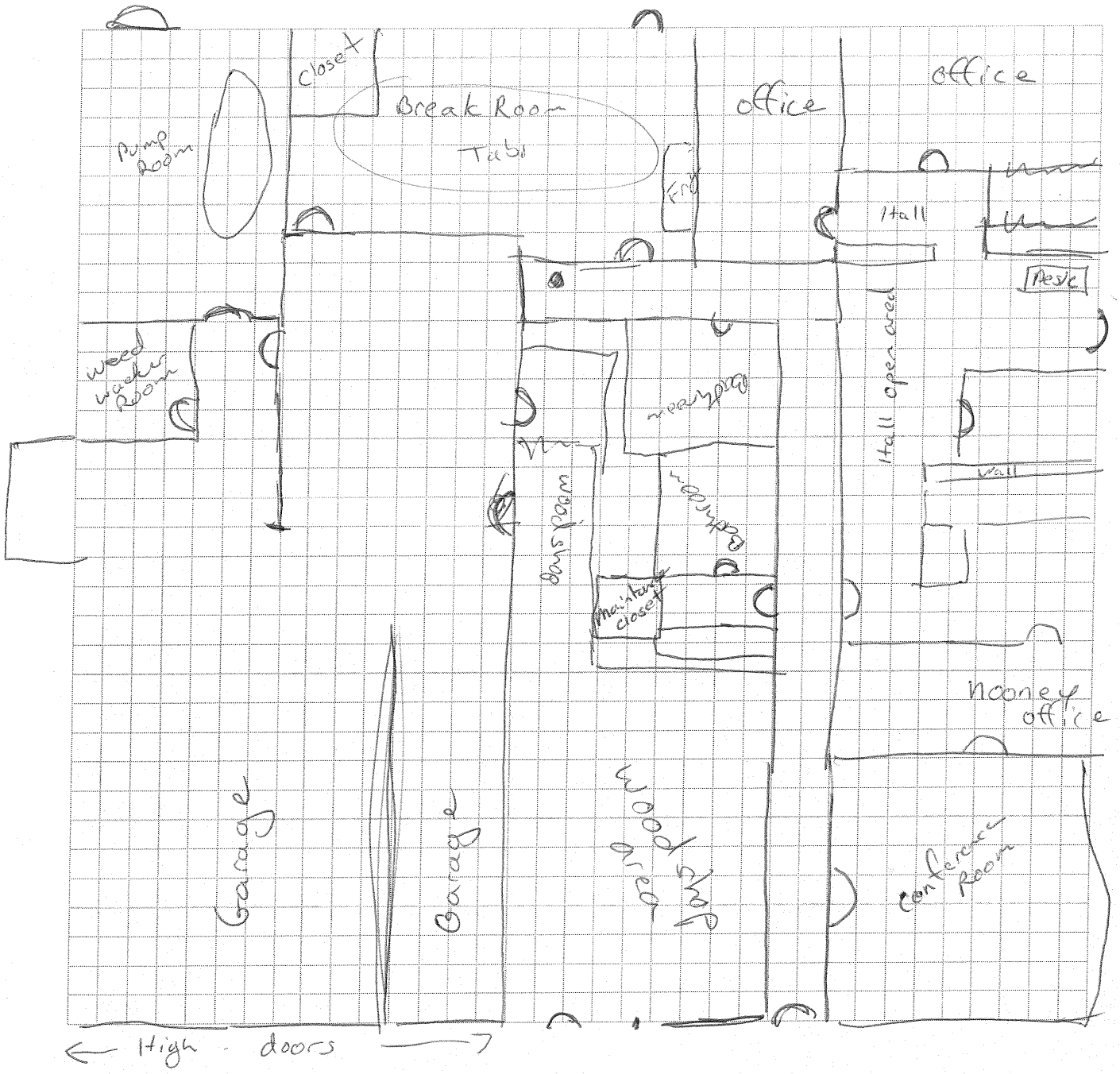

Building 25

OSR – 3

NEW YORK STATE DEPARTMENT OF HEALTH
INDOOR AIR QUALITY QUESTIONNAIRE AND BUILDING INVENTORY
CENTER FOR ENVIRONMENTAL HEALTH

This form must be completed for each residence involved in indoor air testing.

Preparer's Name Lori Hoose Date/Time Prepared 7/31/14

Preparer's Affiliation H&H Associates USACE Phone No. 518 270 1620 ext 111

Purpose of Investigation Soil vapor investigation

1. OCCUPANT:

Interviewed: Y / N

Last Name: Clayberg First Name: Joe

Address: PPG, Inc Building

County: Albany

Home Phone: _____ Office Phone: 518 861-8802

Number of Occupants/persons at this location 10-20 Age of Occupants _____

2. OWNER OR LANDLORD: (Check if same as occupant ___)

Interviewed: Y / N

Last Name: _____ First Name: _____

Address: Northeast Industrial Park - Galesi Group

County: _____

Home Phone: _____ Office Phone: _____

3. BUILDING CHARACTERISTICS

Type of Building: (Circle appropriate response)

Residential	School	Commercial/Multi-use
Industrial	Church	Other: _____

If the property is residential, type? (Circle appropriate response)

Ranch	2-Family	3-Family
Raised Ranch	Split Level	Colonial
Cape Cod	Contemporary	Mobile Home
Duplex	Apartment House	Townhouses/Condos
Modular	Log Home	Other:_____

If multiple units, how many? _____

If the property is commercial, type?

Business Type(s) Automotive Paint

Does it include residences (i.e., multi-use)? Y / (N) If yes, how many? _____

Other characteristics:

Number of floors 1 Building age 14 yrs

Is the building insulated? (Y) / N How air tight? Tight / (Average) / Not Tight

4. AIRFLOW

Use air current tubes or tracer smoke to evaluate airflow patterns and qualitatively describe:

Airflow between floors

_____

_____

_____

Airflow near source

_____

_____

_____

Outdoor air infiltration

_____

_____

_____

Infiltration into air ducts

_____

_____

_____

5. **BASEMENT AND CONSTRUCTION CHARACTERISTICS** (Circle all that apply)

a. Above grade construction:	wood frame	concrete	stone	brick
b. Basement type:	full	crawlspace	slab	other _____
c. Basement floor:	concrete	dirt	stone	other _____
d. Basement floor:	uncovered	covered	covered with _____	
e. Concrete floor:	unsealed	sealed	sealed with _____	
f. Foundation walls:	poured	block	stone	other _____
g. Foundation walls:	unsealed	sealed	sealed with _____	
h. The basement is:	wet	damp	dry	moldy
i. The basement is:	finished	unfinished	partially finished	
j. Sump present?	Y / N			
k. Water in sump?	Y / N / not applicable			

Basement/Lowest level depth below grade: _____(feet)

Identify potential soil vapor entry points and approximate size (e.g., cracks, utility ports, drains)

_____

_____

6. **HEATING, VENTING and AIR CONDITIONING** (Circle all that apply)

Type of heating system(s) used in this building: (circle all that apply – note primary)

Hot air circulation - gas	Heat pump	Hot water baseboard	
Space Heaters	Stream radiation	Radiant floor	
Electric baseboard	Wood stove	Outdoor wood boiler	Other _____

The primary type of fuel used is:

Natural Gas	Fuel Oil	Kerosene
~~Electric~~	Propane	Solar
Wood	Coal	

Domestic hot water tank fueled by: ~~Natural Gas~~ Electric

Boiler/furnace located in: Basement Outdoors Main Floor Other n/A

Air conditioning: Central Air Window units Open Windows None

Heat/air one unit

Are there air distribution ducts present? (Y) / N

Describe the supply and cold air return ductwork, and its condition where visible, including whether there is a cold air return and the tightness of duct joints. Indicate the locations on the floor plan diagram.

_____

_____

_____

_____

7. OCCUPANCY

Is basement/lowest level occupied? Full-time (Occasionally) Seldom Almost Never

Level	**General Use of Each Floor (e.g., familyroom, bedroom, laundry, workshop, storage)**
Basement	_____
1st Floor	only
2nd Floor	_____
3rd Floor	_____
4th Floor	_____

8. FACTORS THAT MAY INFLUENCE INDOOR AIR QUALITY

a. Is there an attached garage? Y / (N)

b. Does the garage have a separate heating unit? Y / N / (NA)

c. Are petroleum-powered machines or vehicles stored in the garage (e.g., lawnmower, atv, car) Y / N / (NA) Please specify_____

d. Has the building ever had a fire? Y / (N) When?_____

e. Is a kerosene or unvented gas space heater present? Y / (N) Where?_____

f. Is there a workshop or hobby/craft area? mix Room (Y) / N Where & Type? _____

g. Is there smoking in the building? Y / (N) How frequently? _____

h. Have cleaning products been used recently? (Y) / N When & Type? _____

i. Have cosmetic products been used recently? Y / N When & Type? _____

j. Has painting/staining been done in the last 6 months? Y (N) Where & When? _____

k. Is there new carpet, drapes or other textiles? Y / (N) Where & When? _____

l. Have air fresheners been used recently? (Y) / N When & Type? _____

m. Is there a kitchen exhaust fan? Y (N) If yes, where vented? _____

n. Is there a bathroom exhaust fan? (Y) / N If yes, where vented? _____

o. Is there a clothes dryer? Y / (N) If yes, is it vented outside? Y / N

p. Has there been a pesticide application? Y / (N) When & Type? _____

Are there odors in the building? Y / N
If yes, please describe: paint

Do any of the building occupants use solvents at work? Y / (N)
(e.g., chemical manufacturing or laboratory, auto mechanic or auto body shop, painting, fuel oil delivery, boiler mechanic, pesticide application, cosmetologist

If yes, what types of solvents are used? _____

If yes, are their clothes washed at work? Y / N

Do any of the building occupants regularly use or work at a dry-cleaning service? (Circle appropriate response)

Yes, use dry-cleaning regularly (weekly) (No)
Yes, use dry-cleaning infrequently (monthly or less) Unknown
Yes, work at a dry-cleaning service

Is there a radon mitigation system for the building/structure? Y / N Date of Installation: _____
Is the system active or passive? Active/Passive
does not know

9. WATER AND SEWAGE Park

Water Supply: Public Water Drilled Well Driven Well Dug Well Other: _____

Sewage Disposal: Public Sewer Septic Tank Leach Field Dry Well Other: _____

10. RELOCATION INFORMATION (for oil spill residential emergency)

a. Provide reasons why relocation is recommended: _____

b. Residents choose to: remain in home relocate to friends/family relocate to hotel/motel

c. Responsibility for costs associated with reimbursement explained? Y / N

d. Relocation package provided and explained to residents? Y / N

H2H Associates
179 River Street
Troy, New York 12180
www.h2hassociates.com

CALCULATION SHEET

DATE: 7/31/14
SUBJECT: Building 28 NEIP
CLIENT: USACE

DSGN: LAH DATE
CKD: DATE
APPR: DATE

very clean

Open office area at door:
Sani Wipes
Purell on Desks

Control area: only computers ~ nothing else
walky talkies

Breakarea: 409 cleaner (1)
Pine Sol (1)

Office Areas: Nothing

Ladies Room ~ Shower etc
Lysol (1)
Glade Air freshener (1)

Mens Room — did

Storage:
Air freshare (case)
Lemon Pledge (6)
Lysol toilet (3
PineSol (2)
Dawn (3)
Fabreze (1)
Raid (1)

3 Paint cans ~
3m Glass cleaner

Flexane 80 Liquid
3 cases Softsoap
Zep floor Finish

Guilderland Buildings and Grounds, Building #2:

Chemical of Product Name	Manufacturer/Address	Emergency Phone
3100, Rubber tile and tread adhesive	Roppe Holding Company (RHC) Fostoria OH	800-537-9527
398 Spray Adhesive	Berry plastics, Evansville IN	812-306-2000
4500 Roof bonding sealant	Geocel, Elkhart IN	800-348-7615
Aire Clean, Heating and air conditioning cleaner and de	Share Corp. Milwaukee WI	800-424-9300
Alex Plus, Acrylic latex caulk	Dap, Baltimore Md., www.dap.com	800-327-3874
Alg-Erase algaecidal tablets	State Chemical, Cleveland OH	800-782-2436
Artic Ban, anti freeze	Camco Manufacturing, Greensboro NC	800-535-5053
Auto Wash	RH Crown, Johnstown NY	518-762-4589
Ballotini Impact Beads	Potters Industries, Valley Forge PA	800-55BEADS
Banish, urinal cleaner and xray drain maintainer	Chemsearch, Irving TX	800-424-9300
Beats the Nail, construction adhesive	Dap, Baltimore Md., www.dap.com	800-327-3874
Bernzomatic Propane	Bernzomatic, Medina NY	800-424-9300
Blast, condensor and evaporator coil cleaner	Share Corp. Milwaukee WI	800-424-9300
Blue Beast EF	Chemsearch, Irving TX	800-424-9300
Blue Hydraulic Fluid	Snowplow Aftermarket Manufacturing (SAM) Mentor, OH	419-543-1356
Chill Clean, Aerosol Coil Cleaner, Multi- Mist	NCH Corp., Irving TX	800-424-9300
Claridge Adhesive, #16A	Claridge Products and Equipment, Harrison AR	216-566-2917
Clear cleaner	Oatey, Cleveland OH	800-321-9532
Clear Guard	Chemsearch, Irving TX	800-424-9300
Coil Cleaner and Degreaser	Share Corp. Milwaukee WI	800-424-9300
Coilex, evaporator coil cleaner	Multi-Mist/NCH corp. , Irving TX	800-424-9300
Cove Base Adhesive	Do It Best, Fort Wayne IN	216-566-2917
De-Icer, premium Windshield Washer	Splash products, St. Paul MN	888-784-0802
Deisel Exhaust Fluid, (DEF) Valvoline	Ashland, Lexington KY	800-274-5263
Delo 100, SAE 30 motor oil	Chevron, San Francisco CA	800-231-0623
Dexus Tool and Parts wipes	Dexus Corp. Annapolis MD	410-268-6193
Dry PTFE Lube	CRC, Warminster PA	800-521-3168
Drylok Concrete protector	UGL, Scranton PA	800-UGL-LABS
Drylok Fast Plug	UGL, Scranton PA	800-UGL-LABS
Drylok Latex Bonding Agent	United Gilsonite Labs, Scranton PA	800-424-9300
DTM acrylic B66R38	Sherwin Williams, Cleveland Oh.	216-566-2917

Building #2 Soil Vapor Inventory - September 2014

Chemical of Product Name	Manufacturer/Address	Emergency Phone
Duraflex lube, chain and cable	State Chemical, Cleveland OH	800-STA-CHEM
Durahold, Aerosol contact adhesive	Multi Mist, NCH, Chemsearch, Irving TX	800-424-9300
Dust Off, duster	Falcon Safety Products, Branchburg NJ	800-498-7192
Enforcer Wasp and Yellow Jacket foam	Enforcer Products, Cartersville GA	770-386-0811
Eterna Prime	Eternabond, Hawthorn Woods IL	888-336-2663
EZ Flow Hydraulic Fluid	Fisher, Rockland ME	800-424-9300
Fastlane Aerosol Marking Paint	Pioneer Athletics, Cleveland Oh. www.pioneerathletics.com	800-877-1500
FH 416, Finish 1 Part B, Hardener	Acme Quality Paints, Cleveland OH	216-566-2917
Finish 1, FT 200, Surface Cleaner	Acme Quality Paints, Cleveland OH	216-566-2917
Floweasy drain opener	Hi-Tech laboratories, Freeport FL	800-231-5733
Formula 584 Coil Cleaner	State Chemical, Cleveland OH	800-782-2436
FP 415 Finish 1 Part A, Primer	Acme Quality Paints, Cleveland OH	216-566-2917
Freezer Kleen	State Chemical, Cleveland OH	800-782-2436
Freezer Kote, white	Insl-x Products Corp, Stony Point NY	800-424-9300
Fuel Oil Anti Gel	Share Corp. Milwaukee WI	800-424-9300
Gas leak detector	Highside Chemicals, Gulf Port MI	800-359-5599
Glo Spray, fluorescent	Ace hardware, Oakbrook Il., www.acehardware.com	866-290-5334
Gojo Lemon hand cleaner	GOJO Industries, Akron OH	800-321-9647
Golf Course Classic Turf Marker	Seymour of Sycamore	800-435-4482
Goof Off, pro strength remover	WM Barr, Memphis TN	877-466-3633
Grease B Gone	State Chemical, Cleveland OH	800-782-2436
Himalaya Wax, bees wax boot protector	Penguin Brands, Sharon Hill PA	800-446-7587
Hydraulic Fluid, M-1	Meyer, Cleveland OH	410-574-5000
IMRON VG-610, activator	Dupont Industrial, Wilmington DE	800-441-7515
Insulating Pipe Spray	Share Corp. Milwaukee WI	800-424-9300
Kilz 2, Latex	Masterchem Industries, Imperial MO	1-866-PRIMER1
Kilz Upshot	Masterchem Industries, Imperial MO	1-866-PRIMER1
Lube E, lubricant and penetrant	Ace hardware, Oakbrook Il., www.acehardware.com	866-290-5334
Lubrease, Chain and Cable Lubricant	Chemsearch, Irving TX	800-424-9300
Maxi Lube Red	Chemsearch, Irving TX	800-424-9300
Mega, Concrete and Metal resurfacing	NCH, Dallas TX	800-424-9300
Metalatex, B42R38 Protective and marine coating	Sherwin Williams, Cleveland Oh.	216-566-2917
Mud Remover, United 300	United Laboratories, St. Charles IL	800-323-2594

Chemical of Product Name	Manufacturer/Address	Emergency Phone
Odorless paste flux	SOS Products, East Greenville PA	800-345-6300
PB Penetrating catalyst	B'Laster Corp., Cleveland OH	800-858-6605
Penetrant, SP 4012	Service Pro, AIOD Montrose CO	800-313-2463
Pennzoil SAE 5W20	Sopus Products, Houston TX	877-504-9351
Petroleum solvent/absorbent	National Chemsearch, Monmouth Jct.T NJ	972-438-1381
Polyrex EM Polyurea grease	Mobil, Fairfax VA	609-737-4411
Plumbers Putty	Ace hardware, Oakbrook Il., www.acehardware.com	866-290-5334
Premium Enamel, chocolate brown	Ace hardware, Oakbrook Il., www.acehardware.com	866-290-5334
Prism 6593, NAPA	Martin Senour Paint, Cleveland OH	216-566-2917
Professional drain opener	Rooto Corp, Howell MI	517-546-8330
ProMar 400	Sherwin Williams, Cleveland Oh.	216-566-2917
Pump Armor	Graco, Minneapolis MN	800-533-9655
Purple Primer for CPVC and PVC	Oatey, Cleveland OH	800-321-9532
PVC Cement	Oatey, Cleveland OH	800-321-9532
Quick and Clean, #1016	Hillyard, St. Joseph MO	816-233-1321
Quik Break, United 108	United Laboratories, St. Charles IL	800-323-2594
Ready-Mixed concrete patch	Dap, Baltimore Md., www.dap.com	800-327-3874
Red Devil lightweight spackling	Red Devil, Union NJ	800-423-3845
Regular Paste Flux	Rectorseal, Houston TX	800-424-9300
Rescue Drain, drain line cleaner	Chemsearch, Irving TX	800-424-9300
Resilience Primary and Exterior Acrylic latex	Sherwin Williams, Cleveland Oh.	216-566-2917
Rock salt	American Rock salt, Mount Morris NY	800-387-5777
Rust Stop, regal red gloss	Ace hardware, Oakbrook Il., www.acehardware.com	866-290-5334
Scale and mineral remover	Dynasty Chemical, Albany NY	(518) 463-1146
Shield Crete, Epoxy Parts A and B	H&C Products Group, Cleveland OH	800-867-8246
Shiny-side, non-acid aluminum cleaner	Chemsearch, Irving TX	800-424-9300
Silt and Sand Remover	Share Corp. Milwaukee WI	800-424-9300
Special Protective Wax	State Chemical, Cleveland OH	800-782-2436
Spray Nine, cleaner and disinfectant	Spray Nine corp., Johnstown NY	800-477-7299
Star Tron, Enzyme Fuel Treatment	Star Brite, Ft. Lauderdale FL	800-327-8583
Sterling silver spray enamel	Chase products Co., Maywood IL	800-242-7326
Stix 2230, pressure sensitive adhesive	www.xlbrands.com, Dalton GA	800-367-4583
Chemical of Product Name	**Manufacturer/Address**	**Emergency Phone**

Stix All	Elmer's products, Columbus OH	888-435-3677
Stucco Patch, All Purpose	Dap, Baltimore Md., www.dap.com	800-327-3874
Super Penetrating Oil, SP 4012	Service Pro, AIOD Montrose CO	800-313-2463
Super Stripe Traffic, power paint cartridge	Fox Valley Systems, Cary IL	800-323-4700
Superpaint Exterior Acrylic Latex	Sherwin Williams, Cleveland Oh.	216-566-2917
Tef Tek, High tech teflon lube	United Laboratories, St. Charles IL	800-323-2594
Thread Eze	Chemsearch, Irving TX	800-424-9300
Thread Eze Ultra	Chemsearch, Irving TX	800-424-9300
Threadlocker	Permatex, Solon OH	800-432-2067
Tile floor sealer	Dynachem, Albany NY	800-533-5053
True Blue Glass Cleaner	Walton-March Inc. Highland Park IL	312-831-2200
Ultra Hide, water reducible acrylic traffic paint	Glidden, Cleveland OH	800-545-2643
Underlayment Additive, S-195	Armstrong, Lancaster PA	717-397-0611
United 169, Black Knight, Dry Moly Lube	United Laboratories, St. Charles IL	800-323-2594
Urinal line renovater	United Laboratories, St. Charles IL	800-324-2594
Voltz II Plus	Chemsearch, Irving TX	800-424-9300
Window and door clear siliconized acrylic caulk	Ace hardware, Oakbrook Il., www.acehardware.com	866-290-5334
Windshield Washer Fluid, - 16 degrees	Splash products, St. Paul MN	888-784-0802
Wipeout Grafitti Removal	Chemsearch, Irving TX	800-424-9300
Wood Finish	Minwax Company, Saddle River NY	800-523-9299
X-Con 322, ends condensation in water pipes	NCH Corp., Irving TX	800-424-9300
XHP 222, Mobil grease	Mobil, Fairfax VA	609-737-4411
Yellow 77, wire pulling lubricant	Ideal Industries, Sycamore IL	800-304-3578
Yield Release Agent	Chemsearch, Irving TX	800-424-9300

# of Containers	Container size
1	gallon
1	17 ounce
24	10 ounce
5	15.5 ounce
1	10 ounce
4	4 pound
1	gallon
4	gallon
1	50 pound
10	quart
5	28 ounce
6	14.1 ounce
2	18 ounce
2	2 gallon
6	quart
6	14.5 ounce
2	gallon
2	4 ounce
7	11 ounce
8	gallon
4	gallon
1	gallon
9	gallon
1	2.5 gallon
5	quart
130	wipes
1	10 ounce
1	gallon
5	gallon
1	gallon
1	gallon

# of Containers	Container size
4	quart
6	17 ounce
2	10 ounce
1	16 ounce
1	quart
1	quart
1	18 ounce
1	quart
1	gallon
1	pound
10	gallon
1	quart
5	gallon
5	gallon
20	12 ounce
1	8 ounce
1	11 ounce
1	4.5 pound
1	17 ounce
1	16 ounce
3	gallon
1	6.8 ounce
13	quart
1	quart
10	18 ounce
1	quart
1	10 ounce
10	11 ounce
2	13 ounce
84	14 ounce
1	16 ounce
1	gallon
1	5 gallon

# of Containers	Container size
1	8 ounce
1	11 ounce
1	9 ounce
1	5.1 quart
1	50 pound
12	14.1 ounce
2	14 ounce
1	12 ounce
3	quart
1	64 Ounce
1	gallon
1	quart
2	4 ounce
2	4 ounce
1	quart
6	18 ounce
1	gallon
1	gallon
1	1.7 ounce
1	2 lb 5 ounce
1	gallon
1	50 pound
2	15 ounce
1	gallon
10	2 gallon
10	gallon
3	gallon
28	gallon
1	quart
1	quart
1	8.5 ounce
5	gallon
# of Containers	Container size

1	5/8 ounce
1	gallon
1	9 ounce
1	15 ounce
5	gallon
4	13 ounce
5	1 pound
5	1 pound
1	8 ounce
2	5 gallon
1	quart
2	5 gallon
1	gallon
2	14 ounce
12	quart
13	9.8 ounce
1	10.1 ounce
1	gallon
1	gallon
1	quart
10	14 ounce
12	14.1 ounce
2	quart
1	12 ounce

Climatological Data

Albany NY
Normals 1981-2010

Month	MaxT	MinT	MeanT	HDD	CDD	Pcpn	Snow
Jan	30.6	14.5	22.6	1316	0	2.59	17.9
Feb	34.6	17.3	25.9	1093	0	2.20	12.2
Mar	44.4	25.7	35.0	929	0	3.21	11.0
Apr	58.3	37.3	47.8	520	4	3.17	2.3
May	69.4	47.1	58.3	235	26	3.61	0.1
Jun	77.9	56.5	67.2	52	118	3.79	0
Jul	82.3	61.4	71.8	5	218	4.12	0
Aug	80.4	59.9	70.1	18	177	3.46	0
Sep	72.2	51.6	61.9	144	51	3.30	0
Oct	59.8	39.6	49.7	478	4	3.68	0.3
Nov	47.9	31.5	39.7	759	0	3.29	2.8
Dec	35.8	21.2	28.5	1131	0	2.93	13.7
Annual	57.9	38.7	48.3	6680	597	39.35	60.3

Season	MaxT	MinT	MeanT	HDD	CDD	Pcpn	Snow
Winter	33.6	17.7	25.6	3541	0	7.72	43.8
Spring	57.4	36.7	47.0	1684	30	9.99	13.4
Summer	80.2	59.3	69.7	75	512	11.37	0
Autumn	60.0	40.9	50.5	1381	55	10.27	3.1
Annual	57.9	38.7	48.3	6680	597	39.35	60.3

Winter = Dec-Jan-Feb **Spring** = Mar-Apr-May
Summer = Jun-Jul-Aug **Autumn** = Sep-Oct-Nov

HDD = Heating Degree Days **CDD** = Cooling Degree Days

Location: Albany, NY (ALB)
Latitude: 42.45N Longitude: 73.48W
Elevation: 292 feet

Mean Temperature	JAN	FEB	MAR	APR	MAY	JUN	JUL	AUG	SEP	OCT	NOV	DEC	Annual	DJF	MAM	JJA	SON
1981-2010	22.6	25.9	35.0	47.8	58.3	67.2	71.8	70.1	61.9	49.7	39.7	28.5	48.3	25.6	47.0	69.7	50.5
1971-2000	22.2	25.0	35.0	46.6	58.1	66.3	71.1	69.0	60.6	49.3	39.2	28.0	47.5	25.1	46.4	68.8	49.7

Average Max Temp	JAN	FEB	MAR	APR	MAY	JUN	JUL	AUG	SEP	OCT	NOV	DEC	Annual	DJF	MAM	JJA	SON
1981-2010	30.6	34.6	44.4	58.3	69.4	77.9	82.3	80.4	72.2	59.8	47.9	35.8	57.9	33.6	57.4	80.2	60.0
1971-2000	31.1	34.3	44.5	57.3	69.8	77.5	82.2	79.7	71.3	59.7	47.5	36.0	57.6	33.8	57.2	79.8	59.5

Average Min Temp	JAN	FEB	MAR	APR	MAY	JUN	JUL	AUG	SEP	OCT	NOV	DEC	Annual	DJF	MAM	JJA	SON
1981-2010	14.5	17.3	25.7	37.3	47.1	56.5	61.4	59.9	51.6	39.6	31.5	21.2	38.7	17.7	36.7	59.3	40.9
1971-2000	13.3	15.7	25.4	35.9	46.5	55.0	60.0	58.3	49.9	38.8	30.8	20.1	37.5	16.4	35.9	57.8	39.8

Heating Degree Days	JAN	FEB	MAR	APR	MAY	JUN	JUL	AUG	SEP	OCT	NOV	DEC	Annual	DJF	MAM	JJA	SON
1981-2010	1316	1093	929	520	235	52	5	18	144	478	759	1131	6680	3541	1684	75	1381
1971-2000	1330	1135	938	553	240	62	10	26	168	484	772	1142	6860	3607	1731	98	1424

Cooling Degree Days	JAN	FEB	MAR	APR	MAY	JUN	JUL	AUG	SEP	OCT	NOV	DEC	Annual	DJF	MAM	JJA	SON
1981-2010	0	0	0	4	26	118	218	177	51	4	0	0	597	0	30	512	55
1971-2000	0	0	1	3	27	102	206	157	46	2	0	0	544	0	31	465	48

Precipitation	JAN	FEB	MAR	APR	MAY	JUN	JUL	AUG	SEP	OCT	NOV	DEC	Annual	DJF	MAM	JJA	SON
1981-2010	2.59	2.20	3.21	3.17	3.61	3.79	4.12	3.46	3.30	3.68	3.29	2.93	39.35	7.72	9.99	11.37	10.27
1971-2000	2.71	2.27	3.17	3.25	3.67	3.74	3.50	3.68	3.31	3.23	3.31	2.76	38.60	7.74	10.09	10.92	9.85

Snowfall	JAN	FEB	MAR	APR	MAY	JUN	JUL	AUG	SEP	OCT	NOV	DEC	Annual	DJF	MAM	JJA	SON
1981-2010	17.9	12.2	110	2.3	0.1	0	0	0	0	0.3	2.8	13.7	60.3	43.8	13.4	0	3.1
1971-2000	17.7	12.8	10.9	2.9	0.1	0	0	0	0	0.2	5.1	13.0	62.7	43.5	13.9	0	5.3

Manifests

NON-HAZARDOUS WASTE MANIFEST

Please print or type (Form designed for use on elite (12 pitch) typewriter)

NON-HAZARDOUS WASTE

NON-HAZARDOUS WASTE MANIFEST

1. Generator's US EPA ID No.: CESQG

Manifest Document No.: 9713

2. Page 1 of 1

3. Generator's Name and Mailing Address:
M2H ASSOCIATES LLC C/O DEPT OF DEFENSE
10 S. HOWARD ST
BALTIMORE MD 21201
Att: HAMID RAFFE PM

NORTHEAST INDUSTRIAL PARK

4. Generator's Phone (4 1 0) 9 8 2 - 7 5 4 6

5. Transporter 1 Company Name: WEST CENTRAL ENVIRONMENTAL COR

6. US EPA ID Number: N Y D 0 0 0 7 0 8 2 7 1

A. State Transporter's ID

B. Transporter 1 Phone: 519 272-6801

7. Transporter 2 Company Name

8. US EPA ID Number

C. State Transporter's ID

D. Transporter 2 Phone

9. Designated Facility Name and Site Address:
CHEMTRON CORPORATION
35950 SCHNEIDER COURT
AVON OH 44011

10. US EPA ID Number: O H D 0 8 6 0 6 0 6 0 9

E. State Facility's ID

F. Facility's Phone: 440 933-6348

11. WASTE DESCRIPTION	Containers No.	Containers Type	13. Total Quantity	14. Unit Wt./Vol.
a. NON-RCRA, NON-DOT LIQUID (PURGE WATER)	3	DM	150	G
b.				
c.				
d.				

GENERATOR

G. Additional Descriptions for Materials Listed Above
a. APPROVAL: 20130729-010 (PURGE WATER)
b.
c.
d.

H. Handling Codes for Wastes Listed Above
a.
b.
c.
d.

15. Special Handling Instructions and Additional Information
1) WCE JN 4476-9-13

Emergency Contact:
LORI HOOSE
518-270-1620 EXT 111

16. **GENERATOR'S CERTIFICATION:** I hereby certify that the contents of this shipment are fully and accurately described and are in all respects in proper condition for transport. The materials described on this manifest are not subject to federal hazardous waste regulations.

Printed/Typed Name	Signature	Date: Month	Day	Year
Lori Hoose		9	5	13

TRANSPORTER

17. Transporter 1 Acknowledgement of Receipt of Materials

Printed/Typed Name	Signature	Date: Month	Day	Year
William Gooding WCE		9	5	13

18. Transporter 2 Acknowledgement of Receipt of Materials

Printed/Typed Name	Signature	Date: Month	Day	Year

FACILITY

19. Discrepancy Indication Space

20. Facility Owner or Operator: Certification of receipt of the waste materials covered by this manifest, except as noted in item 19.

Printed/Typed Name	Signature	Date: Month	Day	Year

PRINTED ON RECYCLED PAPER USING SOYBEAN INK PRINTED WITH SOY INK

NON-HAZARDOUS WASTE MANIFEST

Please print or type (Form designed for use on elite (12 pitch) typewriter)

NON-HAZARDOUS WASTE MANIFEST

1. Generator's US EPA ID No.: C E S Q G

Manifest Document No.: 92713

2. Page 1 of 1

3. Generator's Name and Mailing Address
H2H ASSOCIATES LLC C/O DEPT OF DEFENSE
10 S. HOWARD ST
BALTIMORE MD 21201
Att: HAMID RAFFE PM

NORTHEAST INDUSTRIAL PARK

4. Generator's Phone (4 1 0 9 6 2 - 7 5 4 6

5. Transporter 1 Company Name: WEST CENTRAL ENVIRONMENTAL COR

6. US EPA ID Number: N Y D 0 0 0 7 0 8 2 7 1

A. State Transporter's ID

B. Transporter 1 Phone: 518 272-6891

7. Transporter 2 Company Name

8. US EPA ID Number

C. State Transporter's ID

D. Transporter 2 Phone

9. Designated Facility Name and Site Address
CHEMTRON CORPORATION
35850 SCHNEIDER COURT
AVON OH 44011

10. US EPA ID Number: O H D 0 8 6 0 6 0 6 0 9

E. State Facility's ID

F. Facility's Phone: 440 933-6348

11. WASTE DESCRIPTION	Containers No.	Containers Type	13. Total Quantity	14. Unit Wt./Vol.
a. NON-RCRA, NON-DOT LIQUID (PURGE WATER)	3	D M	150	G
b.				
c.				
d.				

G. Additional Descriptions for Materials Listed Above
a. APPROVAL: 20130729-010 (PURGE WATER)
b.
c.
d.

H. Handling Codes for Wastes Listed Above
a.
b.
c.
d.

15. Special Handling Instructions and Additional Information
1)WCE J/N 49796-9-13

Emergency Contact
LORI HOOSE
518-270-1620 EXT 111

16. GENERATOR'S CERTIFICATION: I hereby certify that the contents of this shipment are fully and accurately described and are in all respects in proper condition for transport. The materials described on this manifest are not subject to federal hazardous waste regulations.

Printed/Typed Name	Signature	Date (Month Day Year)
Lori Hoose	Lori A. Hoose	9 27 13

TRANSPORTER

17. Transporter 1 Acknowledgement of Receipt of Materials

Printed/Typed Name	Signature	Date (Month Day Year)
William Goodrie WCE	William C. Goodrie	9 27 13

18. Transporter 2 Acknowledgement of Receipt of Materials

Printed/Typed Name	Signature	Date (Month Day Year)

FACILITY

19. Discrepancy Indication Space

20. Facility Owner or Operator: Certification of receipt of the waste materials covered by this manifest, except as noted in item 19.

Printed/Typed Name	Signature	Date (Month Day Year)

NON-HAZARDOUS WASTE

CF14 © 2002 LABELMASTER® (800) 621-5808 www.labelmaster.com

PRINTED ON RECYCLED PAPER USING SOYBEAN INK PRINTED WITH SOY INK

NON-HAZARDOUS WASTE MANIFEST

Please print or type (Form designed for use on elite (12 pitch) typewriter)

NON-HAZARDOUS WASTE MANIFEST

1. Generator's US EPA ID No.: C E S Q G

Manifest Document No.: 92713

2. Page 1 of 1

3. Generator's Name and Mailing Address
H2H ASSOCIATES LLC C/O DEPT OF DEFENSE
10 S. HOWARD ST
BALTIMORE MD 21201
Att: HAMID RAFFE PM

NORTHEAST INDUSTRIAL PARK

4. Generator's Phone (4 1 0 9 6 2 - 7 5 4 6

5. Transporter 1 Company Name: WEST CENTRAL ENVIRONMENTAL COR

6. US EPA ID Number: N Y D 0 0 0 7 0 8 2 7 1

A. State Transporter's ID

B. Transporter 1 Phone: 518 272-6891

7. Transporter 2 Company Name

8. US EPA ID Number

C. State Transporter's ID

D. Transporter 2 Phone

9. Designated Facility Name and Site Address
CHEMTRON CORPORATION
35850 SCHNEIDER COURT
AVON OH 44011

10. US EPA ID Number: O H D 0 8 6 0 6 0 6 0 9

E. State Facility's ID

F. Facility's Phone: 440 933-6348

11. WASTE DESCRIPTION	Containers No.	Containers Type	13. Total Quantity	14. Unit Wt./Vol.
a. NON-RCRA, NON-DOT LIQUID (PURGE WATER)	3	D M	150	G
b.				
c.				
d.				

G. Additional Descriptions for Materials Listed Above
a. APPROVAL: 20130729-010 (PURGE WATER)
b.
c.
d.

H. Handling Codes for Wastes Listed Above
a.
b.
c.
d.

15. Special Handling Instructions and Additional Information
1)WCE J/N 49796-9-13

Emergency Contact
LORI HOOSE
518-270-1620 EXT 111

16. GENERATOR'S CERTIFICATION: I hereby certify that the contents of this shipment are fully and accurately described and are in all respects in proper condition for transport. The materials described on this manifest are not subject to federal hazardous waste regulations.

Printed/Typed Name	Signature	Date (Month Day Year)
Lori Hoose	Lori A. Hoose	9 27 13

TRANSPORTER

17. Transporter 1 Acknowledgement of Receipt of Materials

Printed/Typed Name	Signature	Date (Month Day Year)
William Goodrie WCE	William C. Goodrie	9 27 13

18. Transporter 2 Acknowledgement of Receipt of Materials

Printed/Typed Name	Signature	Date (Month Day Year)

FACILITY

19. Discrepancy Indication Space

20. Facility Owner or Operator: Certification of receipt of the waste materials covered by this manifest, except as noted in item 19.

Printed/Typed Name	Signature	Date (Month Day Year)

NON-HAZARDOUS WASTE

CF14 © 2002 LABELMASTER® (800) 621-5808 www.labelmaster.com

PRINTED ON RECYCLED PAPER USING SOYBEAN INK PRINTED WITH SOY INK

APPENDIX C

Data Usability Summary Reports

Nancy J. Potak
1796 Craftsbury Road
PO Box 278
Greensboro, Vermont 05841

AOC 3, Guilderland, New York
Contract Number: W912DR-10-D-0036
Groundwater Volatile Organic Analyses
June 2013

DATA USABILITY SUMMARY REPORT
Guilderland, NY

Water Volatile Organic Analyses by Method SW846 8260B
Sample Collected: June 27 & 26 , 2013
Samples Received June 28, 2013
Sample Delivery Group: L1312033
Laboratory Reference Number:

Lab Sample ID	Field Sample ID
L1312033-01	MW-2
L1312033-01 MS	MW-2MS
L1312033-01 MSD	MW-2 MSD
L1312033-02	MW-4-2
L1312033-03	TRIP BLANK-6-27-13
L1312033-04	MW-6
L1312033-05	DTW-2
L1312033-06	DUP-1-6-13
L1312033-08	DTW-1
L1312033-08	STW-2
L1312033-09	STW-3
L1312033-10	MW-5
L1312033-11	STW-1

Water samples were validated for analyses of volatile organics by the US EPA Region II data validation SOP (HW-24, Revision 2, 2008). Data were reviewed for usability according to the following criteria:

* - Data Completeness
* - GC/MS Tuning
* - Holding Times
* - Calibrations
* - Laboratory Blanks
* - Trip Blank
* - Surrogate Compound Recoveries
* - Internal Standard Recoveries
* - Matrix Spike
* - Laboratory Control Samples
* - Compound Identification
* - Compound Quantitation

* - Indicates that all criteria were met for this parameter.

DATA VALIDATION SUMMARY

No problems were detected that would affect the use of the data.

Note: The laboratory control sample appeared to be the same as the continuing calibration standard.

Holding Times

All of the samples were analyzed within 14 days of collection.

Tunes

No problems were detected with the tunes associated with the samples of this delivery group.

Surrogate Compound Recoveries

All surrogate compound recoveries were within the quality assurance limits.

Calibrations

All of the %RSDs in the initial calibrations were less than 20%.

All of the percent differences in the continuing calibrations were less than 20%

Matrix Spike

The laboratory's in-house QC limits noted on their summary forms were often wider than the 70% - 130% Region 2 limits. The data were validated on the basis of the Region 2 limits.

Sample L1312033-01 / MW-2 was used as the matrix spike and matrix spike duplicate.

All of the laboratory control samples were within the 70% - 130% limits.

All RPDs were less than the 30% quality control limit used for the validation.

Laboratory Control Sample

The laboratory's in-house QC limits noted on their summary forms were often wider than the 70% - 130% Region 2 limits. The data were validated on the basis of the Region 2 limits.

All of the laboratory control samples were within the 70% - 130% limits.

All RPDs were less than the 30% quality control limit used for the validation.

Method Blanks

No compounds were detected in the method blank.

Trip Blank

No compounds were detected in the trip blank.

Internal Standard Areas and Retention Times

The areas and retention times of all internal standards were within the required quality control limits.

Sample Results

No problems were detected with any of the samples.

Nancy J. Potak
1796 Craftsbury Road
PO Box 278
Greensboro, Vermont 05841

AOC 3, Guilderland, New York
Contract Number: W912DR-10-D-0036
Groundwater Volatile Organic Analyses
April 2014

DATA USABILITY SUMMARY REPORT
Guilderland, New York

Water Volatile Organic Analyses
Samples Collected: April 2nd & 3rd, 2014
Samples Received: April 4, 2014
Sample Delivery Group: L1407104
Laboratory - Alpha Analytical
Laboratory Reference Numbers:

Field Sample #	Lab ID	Date Collected
MW-10	L1407104-01	04/03/2014
MW-11	L1407104-02	04/03/2014
MW-9	L1407104-03	04/02/2014
MW-4-2	L1407104-04	04/02/2014
DUP-1-4-2-14	L1407104-05	04/03/2014
MW-5	L1407104-06	04/02/2014
MW-5 MS	L1407104-06 MS	04/02/2014
MW-5 MSD	L1407104-06 MSD	04/02/2014
MW-12	L1407104-07	04/03/2014
MW-6	L1407104-08	04/03/2014
MW-8	L1407104-09	04/02/2014
MW-2	L1407104-10	04/02/2014
MW-1	L1407104-11	04/02/2014
TRIPBLANK-4-3-14	L1407104-12	04/03/2014

Water samples were validated for analyses of volatile organics by the US EPA Region II checklist. Data were reviewed for usability according to the following criteria:

* * - Data Completeness
* * - GC/MS Tuning
* * - Holding Times
* * - Calibrations
* * - Laboratory Blanks
* * - Trip Blanks
* - Field Blanks
* * - Surrogate Compound Recoveries
* * - Internal Standard Recoveries
* * - Matrix Spike / Matrix Spike Duplicate

* - Laboratory Control Sample
* - Compound Identification
* - Compound Quantitation

* - Indicates that all criteria were met for this parameter.

DATA VALIDATION SUMMARY

No problems were found that would affect the use of the data.

Holding Times

All samples were preserved and analyzed within 14 days of collection.

Tunes

No problems were detected with the tunes associated with the samples of this delivery group.

Surrogate Compound Recoveries

All surrogate recoveries were within the required limits.

Calibrations

All of the %RSDs in the initial calibration associated with the analyses of all of the samples were less than 20%.

All of the percent differences in the continuing calibration were less than 20%.

All RRF's were greater than 0.05.

Matrix Spike

Sample DUP-1-4-2-14 / L1407104-05 was used as the matrix spike and matrix spike duplicate. All recoveries and RDPS were within the 70% - 130% quality control limits used for the data validation.

Laboratory Control Sample

All LCS recoveries were within the 70% - 130% quality control limits used for the data validation..

Trip Blank

No compounds were detected in the trip blank.

Field Blank

A field blank was not analyzed with this sample delivery group.

Method Blank

No compounds were detected in the method blank.

Internal Standards

All internal standards were within the 60% -140% quality control limits.

Sample Results

No problems were found with the reported results of any of the samples of this delivery group.

Nancy J. Potak
1796 Craftsbury Road
PO Box 278
Greensboro, Vermont 05841

AOC 3, Guilderland, New York
Contract Number: W912DR-10-D-0036
Groundwater Volatile Organic Analyses
June 2013

DATA USABILITY SUMMARY REPORT
Guilderland, NY

Water Volatile Organic Analyses by Method SW846 8260B
Sample Collected: June 25, 2013
Samples Received June 26, 2013
Sample Delivery Group: L1311816
Laboratory Reference Number:

Lab Sample ID	Field Sample ID
L1311816-01	STW-4
L1311816-02	MW-1
L1311816-03	DTW-3
L1311816-04	STW-5
L1311816-04 MS	STW-5 MS
L1311816-04 MSD	STW-5 MSD
L1311816-05	MW-8
L1311816-06	MW-9
L1311816-75	TRIP BLANK 06--25-13

Water samples were validated for analyses of volatile organics by the US EPA Region II data validation SOP (HW-24, Revision 2, 2008). Data were reviewed for usability according to the following criteria:

* - Data Completeness
* - GC/MS Tuning
* - Holding Times
* - Calibrations
* - Laboratory Blanks
* - Trip Blank
* - Surrogate Compound Recoveries
* - Internal Standard Recoveries
* - Matrix Spike
* - Laboratory Control Samples
* - Compound Identification
* - Compound Quantitation

* - Indicates that all criteria were met for this parameter.

DATA VALIDATION SUMMARY

No problems were detected that would affect the use of the data.

Note: The laboratory control sample appeared to be the same as the continuing calibration standard.

Holding Times

All of the samples were analyzed within 14 days of collection.

Tunes

No problems were detected with the tunes associated with the samples of this delivery group.

Surrogate Compound Recoveries

All surrogate compound recoveries were within the quality assurance limits.

Calibrations

All of the %RSDs in the initial calibrations were less than 20%.

All of the percent differences in the continuing calibrations were less than 20%

Matrix Spike

The laboratory's in-house QC limits noted on their summary forms were often wider than the 70% - 130% Region 2 limits. The data were validated on the basis of the Region 2 limits.

All of the laboratory control samples were within the 70% - 130% limits.

All RPDs were less than the 30% quality control limit used for the validation.

Only four compounds were included in the matrix spike.

Laboratory Control Sample

The laboratory's in-house QC limits noted on their summary forms were often wider than the 70% - 130% Region 2 limits. The data were validated on the basis of the Region 2 limits.

All of the laboratory control samples were within the 70% - 130% limits.

with the exception of acetone (151% & 146%).

All RPDs were less than the 30% quality control limit used for the validation.

Note: The laboratory control sample appeared to be the same as the continuing calibration standard.

Method Blanks

No compounds were detected in the method blank.

Trip Blank

No compounds were detected in the trip blank.

Internal Standard Areas and Retention Times

The areas and retention times of all internal standards were within the required quality control limits.

Sample Results

No problems were detected with any of the samples.

Nancy J. Potak
1796 Craftsbury Road
PO Box 278
Greensboro, Vermont 05841

AOC 3, Guilderland, New York
Contract Number: W912DR-10-D-0036
Groundwater Volatile Organic Analyses
28 August 2013

DATA USABILITY SUMMARY REPORT
Guilderland, NY

Water Volatile Organic Analyses by Method SW846 8260B
Sample Collected: August 27 & 28 , 2013
Samples Received August 28, 2013
Sample Delivery Group: L1316807
Laboratory Reference Number:

Lab Sample ID	Field Sample ID	Date Collected
DTW-4	L1316807-01	08/28/2013
STW-11	L1316807-02	08/28/2013
STW-10	L1316807-03	08/28/2013
DUP-1-8-28-13	L1316807-04	08/28/2013
STW-7	L1316807-05	08/27/2013
STW-8	L1316807-06	08/27/2013
STW-9	L1316807-07	08/27/2013
TRIP BLANK	L1316807-08	08/27/2013
STW-6	L1316807-09	08/28/2013
STW-14	L1316807-10	08/28/2013

Water samples were validated for analyses of volatile organics by the US EPA Region II data validation SOP (HW-24, Revision 2, 2008). Data were reviewed for usability according to the following criteria:

* * - Data Completeness
* * - GC/MS Tuning
* * - Holding Times
* * - Calibrations
* * - Laboratory Blanks
* * - Trip Blank
* * - Surrogate Compound Recoveries
* * - Internal Standard Recoveries
  - Matrix Spike
* * - Laboratory Control Samples
* * - Compound Identification
* * - Compound Quantitation

* - Indicates that all criteria were met for this parameter.

DATA VALIDATION SUMMARY

No problems were detected that would affect the use of the data.

Note: The laboratory control sample appeared to be the same as the continuing calibration standard.

Holding Times

All of the samples were preserved and analyzed within 14 days of collection.

Tunes

No problems were detected with the tunes associated with the samples of this delivery group.

Surrogate Compound Recoveries

All surrogate compound recoveries were within the quality assurance limits.

Calibrations

All of the %RSDs in the initial calibrations, for compounds that were detected in the samples, were less than 20%.

High %RSDs do not affect the use of undetected data.

All of the percent differences in the continuing calibrations were less than 20%.

Matrix Spike

A matrix spike and matrix spike duplicate were not analyzed with this sample delivery group.

Laboratory Control Sample

The laboratory's in-house QC limits noted on their summary forms were often wider than the 70% - 130% Region 2 limits. The data were validated on the basis of the Region 2 limits.

All of the laboratory control samples were within the 70% - 130% limits.

All RPDs were less than the 30% quality control limit used for the validation.

Method Blanks

No compounds were detected in the method blank.

Trip Blank

No compounds were detected in the trip blank.

Internal Standard Areas and Retention Times

The areas and retention times of all internal standards were within the required quality control limits.

Sample Results

No problems were detected with any of the samples.

Nancy J. Potak
1796 Craftsbury Road
PO Box 278
Greensboro, Vermont 05841

AOC 3, Guilderland, New York
Contract Number: W912DR-10-D-0036
Groundwater Volatile Organic Analyses
August 2013

DATA USABILITY SUMMARY REPORT
Guilderland, NY

Soil Volatile Organic Analyses by Method SW846 8260B
Samples Collected: August 29 2013
Samples Received August 29 2013
Sample Delivery Group: L1316927
Laboratory Reference Number:

Lab Sample ID	Field Sample ID
STW-13	L1316927-01
STW-13 MS	L1316927-01 MS
STW-13 MSD	L1316927-01 MSD
STW-15	L1316927-02
STW-16	L1316927-03
STW-12	L1316927-04
DTW-5	L1316927-05
TRIP BLANK	L1316927-06

Soil samples were validated for analyses of volatile organics by the US EPA Region II data validation SOP (HW-24, Revision 2, 2008). Data were reviewed for usability according to the following criteria:

* - Data Completeness
* - GC/MS Tuning
* - Holding Times
* - Calibrations
* - Laboratory Blanks
* - Trip Blank
* - Surrogate Compound Recoveries
* - Internal Standard Recoveries
* - Matrix Spike
* - Laboratory Control Samples
* - Compound Identification
* - Compound Quantitation

* - Indicates that all criteria were met for this parameter.

DATA VALIDATION SUMMARY

No problems were detected that would affect the use of the data.

Note: The laboratory control sample appeared to be the same as the continuing calibration standard.

Holding Times

All of the samples were analyzed within 14 days of collection.

Tunes

No problems were detected with the tunes associated with the samples of this delivery group.

Surrogate Compound Recoveries

All surrogate compound recoveries were within the quality assurance limits.

Calibrations

All of the %RSDs, for compounds detected in the samples, in the initial calibrations were less than 20%.

High %RSDs in initial calibrations do not affect the use of undetected data.

All of the percent differences in the continuing calibrations were less than 20%.

Matrix Spike

Sample STW-13 / L1316927-01 was used as the matrix spike and matrix spike duplicate.

The laboratory's in-house QC limits noted on their summary forms were often wider than the 70% - 130% Region 2 limits. The data were validated on the basis of the Region 2 limits.

All of the laboratory control samples were within the 70% - 130% limits.

All of the RPDs were less than 30%.

Laboratory Control Sample

The laboratory's in-house QC limits noted on their summary forms were often wider than the 70% - 130% Region 2 limits. The data were validated on the basis of the Region 2 limits.

All of the laboratory control samples were within the 70% - 130% limits.

All of the RPDs were less than 30%.

Method Blanks

No compounds were detected in the method blanks.

Trip Blank

No compounds were detected in the trip blank.

Internal Standard Areas and Retention Times

The areas and retention times of all internal standards were within the required quality control limits.

Sample Results

No problems were detected with any of the samples.

Nancy J. Potak
1796 Craftsbury Road
PO Box 278
Greensboro, Vermont 05841

AOC 3, Guilderland, New York
Contract Number: W912DR-10-D-0036
Groundwater Volatile Organic Analyses
October 2014

DATA USABILITY SUMMARY REPORT
Guilderland, NY

Water Volatile Organic Analyses by Method SW846 8260B
Samples Collected: October 13th, 2014
Samples Received: October 14th, 2014
Sample Delivery Group: J24749
Laboratory –Test America
Laboratory Reference Numbers:

Lab ID	Field Sample #
200-24749-1	STW-17
200-24749-2FD	DUPLICATE 2-10-13
200-24749-3TB	TRIP BLANK

Water sampleswere validated for analyses of volatile organics by the US EPA Region II data validation SOP (HW-24, Revision 2, 2008). Data were reviewed for usability according to the following criteria:

* - Data Completeness
* - GC/MS Tuning
* - Holding Times
- Calibrations
- Laboratory Blanks
* - Trip Blank
- Field Blank
* - Field Duplicate
* - Surrogate Compound Recoveries
* - Internal Standard Recoveries
- Matrix Spike
* - Laboratory Control Samples
* - Compound Identification
* - Compound Quantitation

* - Indicates that all criteria were met for this parameter.

DATA VALIDATION SUMMARY

The problems with the blanks, matrix spike and calibrations should be noted. These are discussed in detail below.

Holding Times

All of the samples were analyzed within 14 days of collection.

Tunes

No problems were detected with the tunes associated with the samples of this delivery group.

Surrogate Compound Recoveries

All surrogate compound recoveries were within the quality assurance limits.

Calibrations

All of the %RSDs in the initial calibration on were less than 20% with the following exceptions:

Compound
2-CHLOROETHYL VINYL ETHER
IODOMETHANE (METHYL IODIDE)
METHYLENE CHLORIDE
VINYL ACETATE

None of these compounds were detected in any of the samples. High recoveries do not affect undetected data and the compounds were not required to be qualified.

All of the %Ds in the continuing calibration were less than 20% with the following exceptions.

Compound	**%D**
ACETONE	23%
BROMOMETHANE	37%
IODOMETHANE (METHYL IODIDE)	24%

The data for these compounds were flagged with the “J” qualifier and are estimated values.

All of the relative response factors (rrfs) were greater than 0.05 with the exceptions of isobutanol (0.011) and vinyl acetone (0.03).

None of these compounds were detected in the samples. The data for these compounds were flagged with the “R” qualifier and technically rejected.

Matrix Spike

A matrix spike and matrix spike duplicate were not analyzed.

Laboratory Control Sample

All LCS recoveries were within the quality control limits established by the Department of Defense.

Laboratory Duplicate

All RPDs were less than 25%

Field Duplicate

Samples 200-24749-1 / STW-17 and 200-24749-2FD / DUPLICATE 2-10-13 were used as the field duplicates. No compounds were detected in either sample.

Method Blanks

The laboratory's case narrative states:

Iodomethane was detected in method blank MB 200-78844/5 at a level that was above the method detection limit but below the reporting limit. The value should be considered an estimate, and has been flagged. If the associated sample reported a result above the MDL and/or RL, the result has been flagged. Refer to the QC report for details.

Iodomethane was detected above the DOD specified reporting limit (RL) in the method blank associated with batch 78844, although is less than our routine RL of 1.0 ppb. The samples were reanalyzed but the run had a failing ICAL. The constraints of volume and holding time made a third analysis an impossibility. The

This compound was not detected in any of the samples and the blank contamination does not affect the use of the data.

Trip Blank

No compounds were detected in the trip blank.

Field Blank

A field blank was not analyzed.

Internal Standard Areas and Retention Times

The areas and retention times of all internal standards were within the required quality control limits.

Sample Results

No problems were detected with any of the samples.

Nancy J. Potak
1796 Craftsbury Road
PO Box 278
Greensboro, Vermont 05841

Irrigation Well Sampling Event
18 and 19 September 2014
DATA USABILITY SUMMARY REPORT
USACE – AOC 3
Guilderland, NY

Water Volatile Organic Analyses by Method SW846 8260B
Samples Collected: September 18th & 19th, 2014
Samples Received: September 20, 2014
Sample Delivery Group: 200-24299
Laboratory – Test America
Laboratory Reference Numbers:

Lab ID	Field Sample #	Date Collected
200-24299-1	PURGE 9-19-14	09/19/2014
200-24299-2	WELL #5	09/18/2014
200-24299-2MS	WELL #5 MS	09/18/2014
200-24299-2MSD	WELL #5 MSD	09/18/2014
200-24299-3	WELL #2	09/19/2014
200-24299-4	WELL #1	09/19/2014
200-24299-7	WELL #3	09/18/2014
200-24299-8	WELL #4	09/18/2014
200-24299-9FD	DUP-9-18-14	09/18/2014
200-24299-10TB	TRIP BLANK	09/18/2014
200-24299-11FB	FIELD BLANK	09/19/2014

Water samples were validated for analyses of volatile organics by the US EPA Region II data validation SOP (HW-24, Revision 2, 2008). Data were reviewed for usability according to the following criteria:

* - Data Completeness
* - GC/MS Tuning
* - Holding Times
- Calibrations
- Laboratory Blanks
- Trip Blank
- Field Blank
* - Surrogate Compound Recoveries
* - Internal Standard Recoveries
- Matrix Spike
* - Laboratory Control Samples
* - Compound Identification
* - Compound Quantitation

* - Indicates that all criteria were met for this parameter.

DATA VALIDATION SUMMARY

The problems with the blanks, matrix spike and calibrations should be noted. These are discussed in detail below

Holding Times

All of the samples were analyzed within 14 days of collection.

Tunes

No problems were detected with the tunes associated with the samples of this delivery group.

Surrogate Compound Recoveries

All surrogate compound recoveries were within the quality assurance limits.

Calibrations

All of the %RSDs in the initial calibration on were less than 20% with the following exceptions:

Compound
Acetone
Methyl Acetate
2-Butanone
2-Chloroethyl-vinyl ether

If any of these samples were detected in a sample the data were flagged with the "J" qualifier and are estimated values.

All of the %Ds in the continuing calibration were less than 20% with the following exceptions.

Compound	**%D**
Bromomethane	22%
Dichlorodifluoromethane	27%
Iodomethane	34%

The data for these compounds were flagged with the "J" qualifier and are estimated values.

All of the relative response factors (rrfs) were greater than 0.05 with the exceptions of 2-butanone (0.022), isobutanol (0.011) and 1,4-dioxane (0.002).

None of these compounds were detected in the samples. The data for these compounds were flagged with the "R" qualifier and technically rejected.

Matrix Spike

The laboratory's in-house QC limits noted on their summary forms were often wider than the 70% - 130% Region 2 limits. The data were validated on the basis of the Region 2 limits.

Sample 200-24299-2 / WELL #5 was used as the matrix spike and matrix spike duplicate.

All of the matrix spike recoveries were within the 70% - 130% limits with the exception of 2-chloroethyl vinyl ether which was not recovered (0%):

This compound was not detected in any of the samples. The data for this compound were flagged with the "R" qualifier and technically rejected.

All RPDs were less than the 30% quality control limit used for the data validation.

Laboratory Control Sample

The laboratory's in-house QC limits noted on their summary forms were often wider than the 70% - 130% Region 2 limits. The data were validated on the basis of the Region 2 limits.

All of the laboratory control samples were within the 70% - 130% limits.

Method Blanks

The following compounds were detected in the method blank:

Compound	**ug/l**
1,2,3-TRICHLOROBENZENE	0.214
1,2,4-TRICHLOROBENZENE	0.16
1,4-DIOXANE (P-DIOXANE)	6.92
BROMOMETHANE	0.355
CARBON DISULFIDE	0.166
HEXACHLOROBUTADIENE	0.213
NAPHTHALENE	0.298
N-BUTYLBENZENE	0.0981

Of these compounds, only bromomethane was detected in samples 200-24299-8 / WELL #4 and 200-24299-9FD / DUP-9-18-14 at a concentration of 0.34 ug/l.

Bromomethane was reported at the detection limit and flagged with the "U" qualifier.

Trip Blank

Acetone was detected in the trip blank at a concentration of 1.3 ug/l.

Acetone was detected in the following samples at the noted concentrations:

Sample		Concentration
200-24299-2	WELL #5	2.2J ug/l
200-24299-8	WELL #4	1.6J ug/l

The data for acetone were flagged with the “U” qualifier and reported at the quantitation limit.

Field Blank

Acetone (3.3J ug/l), bromomethane (0.24J ug/l), o-xylene (0.08J ug/l) and toluene (0.21 ug/l) were detected in the field blank.

Acetone was detected in the following samples the noted concentrations:

Sample		Concentration
200-24299-2	WELL #5	2.2J ug/l
200-24299-8	WELL #4	1.6J ug/l

Bromomethane was detected in the following samples at the noted concentrations:

Sample		Concentration
200-24299-8	WELL #4	0.22J ug/l
200-24299-9FD	DUP-9-18-14	0.34J ug/l

The data for these compounds were flagged with the “U” qualifier and reported at the quantitation limit.

Internal Standard Areas and Retention Times

The areas and retention times of all internal standards were within the required quality control limits.

Sample Results

No problems were detected with any of the samples.

Nancy J. Potak
1796 Craftsbury Road
PO Box 278
Greensboro, Vermont 05841

Irrigation Well Sampling Event
18 and 19 May 2015
DATA USABILITY SUMMARY REPORT
USACE – AOC 3
Guilderland, NY

Water Volatile Organic Analyses by Method SW846 8260B
Samples Collected: May 18th & 19th, 2015
Samples Received: May 20, 2015
Sample Delivery Group: 200-28023
Laboratory – Test America
Laboratory Reference Numbers:

Lab ID	Field Sample #	Date Collected
200-28023-1	IRRIGATION #2	05/18/2015
200-28023-2	IRRIGATION #3	05/18/2015
200-28023-3	IRRIGATION #4	05/18/2015
200-28023-3MS	IRRIGATION #4	05/18/2015
200-28023-3MSD	IRRIGATION #4	05/18/2015
200-28023-4	IRRIGATION #5	05/18/2015
200-28023-5	MW-10	05/18/2015
200-28023-6FD	DUP-1-5-18-15	05/18/2015
200-28023-7TB	TRIP BLANK	05/18/2015
200-28023-8	IRRIGATION #1	05/19/2015
200-28023-9EB	EQUIPMENT BLANK	05/19/2015

Water samples were validated for analyses of volatile organics by the US EPA Region II data validation SOP (HW-24, Revision 2, 2008). Data were reviewed for usability according to the following criteria:

* - Data Completeness
* - GC/MS Tuning
* - Holding Times
- Calibrations
- Laboratory Blanks
* - Trip Blank
- Equipment Blank
- Field Blank
* - Surrogate Compound Recoveries
* - Internal Standard Recoveries
- Matrix Spike
- Laboratory Control Samples
* - Compound Identification
* - Compound Quantitation

* - Indicates that all criteria were met for this parameter.

DATA VALIDATION SUMMARY

The problems with the laboratory blank, matrix spike and calibrations should be noted. These are discussed in detail below.

The laboratory's case narrative states:

> *The preservative used in the sample containers provided is not compatible with one of the Method 8260 analytes requested. The samples in this set were received preserved with hydrochloric acid. The requested target analyte list includes 2-chloroethyl vinyl ether, an acid-labile compound that degrades in an acidic medium.*

Holding Times

All of the samples were analyzed within 14 days of collection.

Tunes

No problems were detected with the tunes associated with the samples of this delivery group.

Surrogate Compound Recoveries

All surrogate compound recoveries were within the quality assurance limits.

Calibrations

All of the %RSDs in the initial calibration on were less than 20% with the exception of methylene chloride.

> Methylene chloride was not detected in any of the samples. High RPDs do not affect undetected data and the compound was not required to be qualified.

All of the %Ds in the continuing calibration were less than 20% with the following exceptions.

Compound	%D
1,2-Dibromo-3-Chloropropane	22%
2-Chloroethyl Vinyl Ether	27%
Acetone	33%
Bromoform	21%
Bromomethane	28%
Carbon Tetrachloride	25%
Isobutanol	50%
Naphthalene	28%
Tetrahydrofuran	28%
Vinyl Acetate	72%

The data for these compounds were flagged with the "J" qualifier and are estimated values.

All of the relative response factors (rrfs) were greater than 0.05 with the exceptions of isobutanol (0.014) and vinyl acetate (0.04).

Neither of these compounds were detected in the samples. The data for these compounds were flagged with the “R” qualifier and technically rejected.

Matrix Spike

The laboratory’s in-house QC limits noted on their summary forms were often wider than the 70% - 130% Region 2 limits. The data were validated on the basis of the Region 2 limits.

Sample 200-28023-3 / IRRIGATION #4 was used as the matrix spike and matrix spike duplicate.

All of the matrix spike recoveries were within the 70% - 130% limits with the following exceptions:

Compound	% Rec. MS	% Rec. MS	RPD
2-Chloroethyl Vinyl Ether	0%	0%	
Acetone	44%	45%	
Bromomethane	65%		
Iodomethane (Methyl Iodide)	69%		
Isobutanol	146%	144%	
Vinyl Acetate	228%	223%	

2-Chloroethyl vinyl ether was not detected in any of the samples. The data for this compound were flagged with the “R” qualifier and technically rejected.

The other compounds with low recoveries were flagged with the “J” qualifier and are estimated values.

Neither of the compounds with high recoveries were detected in any of the samples. The high recoveries do not affect the use of undetected data.

All RPDs were less than the 30% quality control limit used for the data validation.

Laboratory Control Sample

All LCS recoveries were within the quality control limits established by the Department of Defense with the exceptions of vinyl acetate (237%) and isobutyl alcohol (141%).

Neither of these compounds were detected in any of the samples and the high recoveries do not affect the use of the data.

Note: The laboratory did not use the Department of Defense quality control limits in their summary table.

Method Blank

Methylene chloride (0.251J ug/l), naphthalene (0.430J ug/l) and 1,2,3-trichlorobenzene (0.294J ug/l) were detected in the one method blank.

These compounds were not detected in any of the samples and the blank contamination does not affect the use of the data.

Trip Blank

No compounds were detected in the trip blank.

Equipment Blank

A low concentration of toluene (0.90J ug/l) was detected in the equipment blank.

Toluene was not detected in any of the samples and the blank contamination does not affect the use of the data.

Field Blank

A field blank was not analyzed.

Internal Standard Areas and Retention Times

The areas and retention times of all internal standards were within the required quality control limits.

Sample Results

No problems were detected with any of the samples.

Nancy J. Potak
1796 Craftsbury Road
PO Box 278
Greensboro, Vermont 05841

DATA USABILITY SUMMARY REPORT
Guilderland, NY
AOC 3

Water Volatile Organic Analyses by Method SW846 8260B
Samples Collected: July 16, 2015
Samples Received: July 28, 2015
Sample Delivery Group: 200-29045
Laboratory – Test America
Laboratory Reference Numbers:

Lab ID	Field Sample #
200-29045-1	MW-9
200-29045-1MS	MW-9
200-29045-1MSD	MW-9
200-29045-2FD	DUP-1-7-16-15
200-29045-3TB	TRIP BLANK

Water samples were validated for analyses of volatile organics by the US EPA Region II data validation SOP (HW-24, Revision 2, 2008). Data were reviewed for usability according to the following criteria:

* - Data Completeness
* - GC/MS Tuning
* - Holding Times
- Calibrations
- Laboratory Blanks
- Trip Blank
- Equipment Blank
- Field Blank
* - Surrogate Compound Recoveries
* - Internal Standard Recoveries
- Matrix Spike
- Laboratory Control Samples
* - Compound Identification
* - Compound Quantitation

* - Indicates that all criteria were met for this parameter.

DATA VALIDATION SUMMARY

The problems with the blanks, matrix spike and calibrations should be noted. These are discussed in detail below.

Holding Times

All of the samples were analyzed within 14 days of collection.

Tunes

No problems were detected with the tunes associated with the samples of this delivery group.

Surrogate Compound Recoveries

All surrogate compound recoveries were within the quality assurance limits.

Calibrations

All of the %RSDs in the initial calibration on were less than 20%.

A continuing calibration was not analyzed.

All of the relative response factors (rrfs) were greater than 0.05 with the exceptions of isobutanol (0.013) and vinyl acetate (0.04).

Neither of these compounds were detected in the samples. The data for these compounds were flagged with the "R" qualifier and technically rejected.

Matrix Spike

The laboratory's in-house QC limits noted on their summary forms were often wider than the 70% - 130% Region 2 limits. The data were validated on the basis of the Region 2 limits.

Sample 200-29045-1 / MW-9 was used as the matrix spike and matrix spike duplicate.

All of the matrix spike recoveries were within the 70% - 130% limits with the following exceptions:

Compound	% Rec. MS	% Rec. MS	RPD
2-Chloroethyl Vinyl Ether	0%	0%	
Acetone		62%	

2-Chloroethyl vinyl ether was not detected in any of the samples. The data for this compound were flagged with the "R" qualifier and technically rejected.

The acetone data were flagged with the "J" qualifier and are estimated values. Acetone was not detected in any of the samples.

All RPDs were less than the 30% quality control limit used for the data validation.

Laboratory Control Sample

All LCS recoveries were within the quality control limits established by the Department of Defense.

Note: The laboratory did not use the Department of Defense quality control limits in their summary table. This nonconformance was noted in the previous sample delivery group and still has not been rectified.

Method Blank

The following compounds were detected in the method blank:

Compound	ug/l
1,2,3-Trichlorobenzene	0.394J
1,2,4-Trimethylbenzene	0.338J
Bromomethane	0.454J
Carbon Disulfide	0.426J
Hexachlorobutadiene	0.403J
Iodomethane (Methyl Iodide)	0.484J
Methylene Chloride	0.511J
Naphthalene	0.457J

Low concentrations of carbon disulfide and methylene chloride were detected in the samples. The data for these two compounds were reported at the CRDL with the "U" qualifier.

The other compounds were not detected in any of the samples and the blank contamination does not affect the use of the data.

Trip Blank

Methylene chloride (0.251J ug/l) and carbon disulfide (0.36J ug/l) were detected in the trip blank.

Low concentrations of both of these compounds were detected in the samples. The data for these two compounds were reported at the CRDL with the "U" qualifier.

Equipment Blank

An equipment blank was not analyzed.

Field Blank

A field blank was not analyzed.

Internal Standard Areas and Retention Times

The areas and retention times of all internal standards were within the required quality control limits.

Sample Results

No problems were detected with any of the samples.

Nancy J. Potak
1796 Craftsbury Road
PO Box 278
Greensboro, Vermont 05841

AOC 3, Guilderland, New York
Contract Number: W912DR-10-D-0036
Air Volatile Organic Analyses
February 2014

DATA USABILITY SUMMARY REPORT
Guilderland, NY

Air Volatile Organic Analyses
Samples Collected: February 20th & 21st, 2014
Samples Received: February 21, 2014
Sample Delivery Group: L1403941
Laboratory - Alpha Analytical
Laboratory Reference Numbers:

Field Sample #	Lab ID	Date Collected
SG-8	L1403941-01	2/20/2014
SG-9	L1403941-02	2/20/2014
DUP-2-20-14-1	L1403941-03	2/20/2014
SG-7	L1403941-04	2/21/2014

Air samples were validated for analyses of volatile organics by the US EPA Region II checklist. Data were reviewed for usability according to the following criteria:

* * - Data Completeness
* * - GC/MS Tuning
* * - Holding Times
* * - Calibrations
* * - Laboratory Blanks
  - Trip Blanks
  - Field Blanks
* * - Field Duplicates
  - Surrogate Compound Recoveries
* * - Internal Standard Recoveries
  - Matrix Spike / Matrix Spike Duplicate
  - Matrix Duplicate
* * - Laboratory Control Sample
* * - Compound Identification
* * - Compound Quantitation

* - Indicates that all criteria were met for this parameter.

DATA VALIDATION SUMMARY

No problems were found that would affect the use of the data.

Holding Times

All samples were analyzed within 30 days of collection.

Tunes

No problems were detected with the tunes associated with the samples of this delivery group.

Surrogate Compound Recoveries

A surrogate was not analyzed. This is not technically required under Method TO-15

Calibrations

All of the %RSDs in the initial calibration associated with the analyses of all of the samples were less than 30%.

All of the percent differences in the continuing calibration were less than 30%.

All RRF's were greater than 0.05.

Matrix Spike

A matrix spike was not analyzed.

Matrix Duplicate

A laboratory duplicate was not analyzed for this samples delivery group.

Field Duplicate

Samples SG-9 / L1403941-02 and DUP-2-20-14-1 / L1403941-03 were used as the field duplicates.

All RPDs were less than 30%.

Laboratory Control Sample

All LCS recoveries were within the 70% - 130% quality control limits.

Trip Blank

A trip blank was not analyzed with this sample delivery group.

Field Blank

A field blank was not analyzed with this sample delivery group.

Method Blank

No compounds were detected in either of the method blank.

Internal Standards

All internal standards were within the 60% -140% quality control limits.

Sample Results

No problems were found with the reported results of any of the samples of this delivery group.

Nancy J. Potak
1796 Craftsbury Road
PO Box 278
Greensboro, Vermont 05841

AOC 3, Guilderland, New York
Contract Number: W912DR-10-D-0036
Air Volatile Organic Analyses
22 April 2014 Soil Vapor Samples

SUMMARY OF THE ANALYTICAL DATA USABILITY

Air Volatile Organic Analyses
Samples Collected: April 22, 2014
Samples Received: April 23, 2014
Sample Delivery Group: L1408492
Laboratory - Alpha Analytical
Laboratory Reference Numbers:

Field Sample #	Lab ID
DUP-1-4-22-14	L1408492-01
SG-10	L1408492-02
SG-11	L1408492-03
SG-12	L1408492-04
SG-13	L1408492-05
SG-13 DUP	L1408492-05 DUP (Laboratory Matrix Duplicate)

Air samples were validated for analyses of volatile organics by the US EPA Region II checklist. Data were reviewed for usability according to the following criteria:

* * - Data Completeness
* * - GC/MS Tuning
* * - Holding Times
* * - Calibrations
* * - Laboratory Blanks
  - Trip Blanks
  - Field Blanks
  - Field Duplicates
  - Surrogate Compound Recoveries
* * - Internal Standard Recoveries
  - Matrix Spike / Matrix Spike Duplicate
* * - Matrix Duplicate
* * - Laboratory Control Sample
* * - Compound Identification
* * - Compound Quantitation

* - Indicates that all criteria were met for this parameter.

DATA VALIDATION SUMMARY

No problems were found that would affect the use of the data.

Holding Times

All samples were analyzed within 30 days of collection.

Tunes

No problems were detected with the tunes associated with the samples of this delivery group.

Surrogate Compound Recoveries

A surrogate was not analyzed. This is not technically required under Method TO-15

Calibrations

All of the %RSDs in the initial calibration associated with the analyses of all of the samples were less than 30%.

All of the percent differences in the continuing calibration were less than 30%.

All RRF's were greater than 0.05.

Matrix Spike

A matrix spike was not analyzed.

Matrix Duplicate

Sample SG-13 / L1408492-05 was used as the matrix duplicate. All RPDs were less than the 25% quality control limit.

Field Duplicates

A field duplicate was not analyzed.

Laboratory Control Sample

All LCS recoveries were within the 70% - 130% quality control limits.

Trip Blank

A trip blank was not analyzed with this sample delivery group.

Field Blank

A field blank was not analyzed with this sample delivery group.

Method Blank

No compounds were detected in either of the method blank.

Internal Standards

All internal standards were within the 60% -140% quality control limits.

Sample Results

No problems were found with the reported results of any of the samples of this delivery group.

Nancy J. Potak
1796 Craftsbury Road
PO Box 278
Greensboro, Vermont 05841

AOC 3, Guilderland, New York
Contract Number: W912DR-10-D-0036
Air Volatile Organic Analyses
August 2014

SUMMARY OF THE ANALYTICAL DATA USABILITY
AOC#3

Air Volatile Organic Analyses
Samples Collected: August 18, 2014
Samples Received: August 22, 2014
Sample Delivery Group: 200-23770
Laboratory - Test America
Laboratory Reference Numbers:

Lab ID	Field Sample ID
200-23770-1	SG-14
200-23770-2	SG-15
200-23770-3	SG-16
200-23770-4	SG-18
200-23770-5	SG-19
200-23770-6	SG-20
200-23770-7	SG-21
200-23770-8	SG-21 DUP
200-23770-9	SG-22

Air samples were validated for analyses of volatile organics by the US EPA Region II checklist. Data were reviewed for usability according to the following criteria:

* * - Data Completeness
* * - GC/MS Tuning
* * - Holding Times
  - Calibrations
* * - Laboratory Blanks
  - Trip Blanks
  - Field Blanks
  - Field Duplicates
  - Surrogate Compound Recoveries
* * - Internal Standard Recoveries
  - Matrix Spike / Matrix Spike Duplicate
  - Matrix Duplicate
* * - Laboratory Control Sample
* * - Compound Identification
* * - Compound Quantitation

* - Indicates that all criteria were met for this parameter.

DATA VALIDATION SUMMARY

No problems were found that would affect the use of the data.

Holding Times

All samples were analyzed within 30 days of collection.

Tunes

No problems were detected with the tunes associated with the samples of this delivery group.

Surrogate Compound Recoveries

A surrogate was not analyzed. This is not technically required under Method TO-15

Calibrations

All of the %RSDs in the initial calibration associated with the analyses of all of the samples were less than 30%.

All of the percent differences in the continuing calibration were less than 30% with the one exception of hexachlorobutadiene (38%).

The hexachlorobutadiene data were flagged with the "J" qualifier and are estimated values.

All RRF's were greater than 0.05.

Matrix Spike

A matrix spike was not analyzed.

Laboratory Duplicate

A laboratory duplicate was not analyzed.

Laboratory Duplicate

Samples 200-23770-7 / SG-21 and 200-23770-8 / SG-21 DUP were used as the field duplicates.

All RPDs that could be accurately calculated were less than 30%.

Laboratory Control Sample

All LCS recoveries were within the 70% - 130% quality control limits.

Trip Blank

A trip blank was not analyzed with this sample delivery group.

Field Blank

A field blank was not analyzed with this sample delivery group.

Method Blanks

No compounds were detected in the method blank.

Internal Standards

All internal standards were within the 60% -140% quality control limits.

Sample Results

No problems were found.

Nancy J. Potak
1796 Craftsbury Road
PO Box 278
Greensboro, Vermont 05841

AOC 3, Guilderland, New York
Contract Number: W912DR-10-D-0036
Air Volatile Organic Analyses
November 2014

SUMMARY OF THE ANALYTICAL DATA USABILITY
AOC#3

Air Volatile Organic Analyses
Samples Collected: November 20, 2014
Samples Received: November 22, 2014
Sample Delivery Group: 200-25564
Laboratory – Test America
Laboratory Reference Numbers:

Lab ID	Field Sample #
200-25564-1	SG-23
200-25564-2	SG-24
200-25564-3	SG-25
200-25564-4	SG-AA

Air samples were validated for analyses of volatile organics by the US EPA Region II checklist. Data were reviewed for usability according to the following criteria:

* * - Data Completeness
* * - GC/MS Tuning
* * - Holding Times
* * - Calibrations
* * - Laboratory Blanks
  - Trip Blanks
  - Field Blanks
  - Surrogate Compound Recoveries
* * - Internal Standard Recoveries
  - Matrix Spike / Matrix Spike Duplicate
* * - Laboratory Control Sample
* * - Compound Identification
* * - Compound Quantitation

* - Indicates that all criteria were met for this parameter.

DATA VALIDATION SUMMARY

No problems were detected that would affect the use of the data.

Holding Times

All samples were analyzed within 30 days of collection.

Tunes

No problems were detected with the tunes associated with the samples of this delivery group.

Surrogate Compound Recoveries

A surrogate was not analyzed. This is not technically required under Method TO-15.

Calibrations

All of the %RSDs in the initial calibration associated with the analyses of all of the samples were less than 30%.

All of the percent differences in the continuing calibration were less than 30%.

All RRF's were greater than 0.05.

Matrix Spike

A matrix spike was not analyzed.

Laboratory Control Sample

All LCS recoveries were within the quality control limits established by the Department of Defense.

Trip Blank

A trip blank was not analyzed with this sample delivery group.

Field Blank

A field blank was not analyzed with this sample delivery group.

Method Blanks

No compounds were detected in the method blanks.

Internal Standards

All internal standards were within the 60% -0140% quality control limits.

Sample Results

No problems were detected with any of the samples.

APPENDIX D

Laboratory Analytical Data

ANALYTICAL REPORT

Lab Number:	L1312032
Client:	H2H Associates, LLC 179 River Street Troy, NY 12189
ATTN:	Lori Hoose
Phone:	(518) 270-1620
Project Name:	NEIP-AOC3
Project Number:	610.25
Report Date:	07/05/13

The original project report/data package is held by Alpha Analytical. This report/data package is paginated and should be reproduced only in its entirety. Alpha Analytical holds no responsibility for results and/or data that are not consistent with the original.

Certifications & Approvals: MA (M-MA086), NY (11148), CT (PH-0574), NH (2003), NJ NELAP (MA935), RI (LAO00065), ME (MA00086), PA (68-03671), USDA (Permit #P-330-11-00240), NC (666), TX (T104704476), DOD (L2217), US Army Corps of Engineers.

Eight Walkup Drive, Westborough, MA 01581-1019
508-898-9220 (Fax) 508-898-9193 800-624-9220 - www.alphalab.com

Project Name: NEIP-AOC3
Project Number: 610.25

Lab Number: L1312032
Report Date: 07/05/13

Alpha Sample ID	Client ID	Sample Location	Collection Date/Time
L1312032-01	PURGE WATER	GUILDERLAND, NY	06/27/13 15:00
L1312032-02	TRIP BLANK	GUILDERLAND, NY	06/27/13 00:00

Project Name: NEIP-AOC3
Project Number: 610.25

Lab Number: L1312032
Report Date: 07/05/13

Case Narrative

The samples were received in accordance with the Chain of Custody and no significant deviations were encountered during the preparation or analysis unless otherwise noted. Sample Receipt, Container Information, and the Chain of Custody are located at the back of the report.

Results contained within this report relate only to the samples submitted under this Alpha Lab Number and meet all of the requirements of NELAC, for all NELAC accredited parameters. The data presented in this report is organized by parameter (i.e. VOC, SVOC, etc.). Sample specific Quality Control data (i.e. Surrogate Spike Recovery) is reported at the end of the target analyte list for each individual sample, followed by the Laboratory Batch Quality Control at the end of each parameter. If a sample was re-analyzed or re-extracted due to a required quality control corrective action and if both sets of data are reported, the Laboratory ID of the re-analysis or re-extraction is designated with an "R" or "RE", respectively. When multiple Batch Quality Control elements are reported (e.g. more than one LCS), the associated samples for each element are noted in the grey shaded header line of each data table. Any Laboratory Batch, Sample Specific % recovery or RPD value that is outside the listed Acceptance Criteria is bolded in the report. Performance criteria for CAM and RCP methods allow for some LCS compound failures to occur and still be within method compliance. In these instances, the specific failures are not narrated but are noted in the associated QC table. This information is also incorporated in the Data Usability format for our Data Merger tool where it can be reviewed along with any associated usability implications. Soil/sediments, solids and tissues are reported on a dry weight basis unless otherwise noted. Definitions of all data qualifiers and acronyms used in this report are provided in the Glossary located at the back of the report.

In reference to questions H (CAM) or 4 (RCP) when "NO" is checked, the performance criteria for CAM and RCP methods allow for some quality control failures to occur and still be within method compliance. In these instances the specific failure is not narrated but noted in the associated QC table. The information is also incorporated in the Data Usability format of our Data Merger tool where it can be reviewed along with any associated usability implications.

Please see the associated ADEx data file for a comparison of laboratory reporting limits that were achieved with the regulatory Numerical Standards requested on the Chain of Custody.

HOLD POLICY
For samples submitted on hold, Alpha's policy is to hold samples free of charge for 30 days from the date the project is completed. After 30 days, we will dispose of all samples submitted including those put on hold unless you have contacted your Client Service Representative and made arrangements for Alpha to continue to hold the samples.

Please contact Client Services at 800-624-9220 with any questions.

Project Name: NEIP-AOC3 **Lab Number:** L1312032
Project Number: 610.25 **Report Date:** 07/05/13

Case Narrative (continued)

Report Submission

All non-detect (ND) or estimated concentrations (J-qualified) have been quantitated to the limit noted in the MDL column.

Volatile Organics

L1312032-01 has elevated detection limits due to the dilution required by the sample matrix.

I, the undersigned, attest under the pains and penalties of perjury that, to the best of my knowledge and belief and based upon my personal inquiry of those responsible for providing the information contained in this analytical report, such information is accurate and complete. This certificate of analysis is not complete unless this page accompanies any and all pages of this report.

Authorized Signature: Cynthia McQueen

Title: Technical Director/Representative Date: 07/05/13

ORGANICS

VOLATILES

Project Name: NEIP-AOC3 **Lab Number:** L1312032

Project Number: 610.25 **Report Date:** 07/05/13

SAMPLE RESULTS

Lab ID: L1312032-01 D
Client ID: PURGE WATER
Sample Location: GUILDERLAND, NY
Matrix: Water
Analytical Method: 1,8260C
Analytical Date: 07/05/13 10:59
Analyst: MM

TCLP/SPLP Ext. Date: 07/05/13 08:00

Date Collected: 06/27/13 15:00
Date Received: 06/27/13
Field Prep: Not Specified

Parameter	Result	Qualifier	Units	RL	MDL	Dilution Factor
TCLP Volatiles by EPA 1311 - Westborough Lab						
Chloroform	1.8	J	ug/l	7.5	1.6	10
Carbon tetrachloride	ND		ug/l	5.0	1.3	10
Tetrachloroethene	ND		ug/l	5.0	1.8	10
Chlorobenzene	ND		ug/l	5.0	1.8	10
1,2-Dichloroethane	ND		ug/l	5.0	1.3	10
Benzene	ND		ug/l	5.0	1.6	10
Vinyl chloride	ND		ug/l	10	1.4	10
1,1-Dichloroethene	ND		ug/l	5.0	1.4	10
Trichloroethene	2.1	J	ug/l	5.0	1.7	10
1,4-Dichlorobenzene	ND		ug/l	25	1.9	10
2-Butanone	24	J	ug/l	50	19.	10

Surrogate	% Recovery	Qualifier	Acceptance Criteria
1,2-Dichloroethane-d4	100		70-130
Toluene-d8	99		70-130
4-Bromofluorobenzene	105		70-130
dibromofluoromethane	94		70-130

Project Name: NEIP-AOC3
Project Number: 610.25

Lab Number: L1312032
Report Date: 07/05/13

Method Blank Analysis
Batch Quality Control

Analytical Method: 1,8260C
Analytical Date: 07/05/13 08:15
Analyst: MM
TCLP Extraction Date: 07/05/13 08:00

Extraction Date: 07/05/13 08:00

Parameter	Result	Qualifier	Units	RL	MDL
TCLP Volatiles by EPA 1311 - Westborough Lab for sample(s): 01 Batch: WG619721-3					
Chloroform	ND		ug/l	0.75	0.16
Carbon tetrachloride	ND		ug/l	0.50	0.13
Tetrachloroethene	ND		ug/l	0.50	0.18
Chlorobenzene	ND		ug/l	0.50	0.18
1,2-Dichloroethane	ND		ug/l	0.50	0.13
Benzene	ND		ug/l	0.50	0.16
Vinyl chloride	ND		ug/l	1.0	0.14
1,1-Dichloroethene	ND		ug/l	0.50	0.14
Trichloroethene	ND		ug/l	0.50	0.17
1,4-Dichlorobenzene	ND		ug/l	2.5	0.19
2-Butanone	ND		ug/l	5.0	1.9

Surrogate	%Recovery	Qualifier	Acceptance Criteria
1,2-Dichloroethane-d4	101		70-130
Toluene-d8	100		70-130
4-Bromofluorobenzene	103		70-130
dibromofluoromethane	96		70-130

Lab Control Sample Analysis

Batch Quality Control

Project Name: NEIP-AOC3

Project Number: 610.25

Lab Number: L1312032

Report Date: 07/05/13

Parameter	LCS %Recovery	Qual	LCSD %Recovery	Qual	%Recovery Limits	RPD	Qual	RPD Limits
TCLP Volatiles by EPA 1311 - Westborough Lab Associated sample(s): 01 Batch: WG619721-1 WG619721-2								
Chloroform	91		90		70-130	1		20
Carbon tetrachloride	76		73		63-132	4		20
Tetrachloroethene	76		74		70-130	3		20
Chlorobenzene	86		82		75-130	5		25
1,2-Dichloroethane	94		92		70-130	2		20
Benzene	97		97		70-130	0		25
Vinyl chloride	101		102		55-140	1		20
1,1-Dichloroethene	92		88		61-145	4		25
Trichloroethene	86		86		70-130	0		25
1,4-Dichlorobenzene	79		77		70-130	3		20
2-Butanone	127		114		63-138	11		20

Surrogate	LCS %Recovery	Qual	LCSD %Recovery	Qual	Acceptance Criteria
1,2-Dichloroethane-d4	95		93		70-130
Toluene-d8	98		99		70-130
4-Bromofluorobenzene	101		101		70-130
dibromofluoromethane	94		95		70-130

SEMIVOLATILES

Project Name: NEIP-AOC3 **Lab Number:** L1312032

Project Number: 610.25 **Report Date:** 07/05/13

SAMPLE RESULTS

Lab ID:	L1312032-01	Date Collected:	06/27/13 15:00
Client ID:	PURGE WATER	Date Received:	06/27/13
Sample Location:	GUILDERLAND, NY	Field Prep:	Not Specified
Matrix:	Water	Extraction Method:	EPA 3510C
Analytical Method:	1,8270D	Extraction Date:	07/01/13 11:30
Analytical Date:	07/02/13 13:16		
Analyst:	RC		
TCLP/SPLP Ext. Date:	06/28/13 12:12		

Parameter	Result	Qualifier	Units	RL	MDL	Dilution Factor
TCLP Semivolatiles by EPA 1311 - Westborough Lab						
Hexachlorobenzene	ND		ug/l	10	3.2	1
2,4-Dinitrotoluene	ND		ug/l	25	2.2	1
Hexachlorobutadiene	ND		ug/l	10	4.0	1
Hexachloroethane	ND		ug/l	10	3.3	1
Nitrobenzene	ND		ug/l	10	2.5	1
2,4,6-Trichlorophenol	ND		ug/l	25	2.2	1
Pentachlorophenol	ND		ug/l	50	6.1	1
2-Methylphenol	ND		ug/l	25	2.6	1
3-Methylphenol/4-Methylphenol	ND		ug/l	25	2.4	1
2,4,5-Trichlorophenol	ND		ug/l	25	2.2	1
Pyridine	ND		ug/l	25	3.2	1

Surrogate	% Recovery	Qualifier	Acceptance Criteria
2-Fluorophenol	76		21-120
Phenol-d6	74		10-120
Nitrobenzene-d5	69		23-120
2-Fluorobiphenyl	80		15-120
2,4,6-Tribromophenol	77		10-120
4-Terphenyl-d14	81		33-120

Project Name: NEIP-AOC3
Project Number: 610.25

Lab Number: L1312032
Report Date: 07/05/13

Method Blank Analysis
Batch Quality Control

Analytical Method: 1,8270D
Analytical Date: 07/02/13 11:58
Analyst: RC
TCLP Extraction Date: 06/29/13 05:45

Extraction Method: EPA 3510C
Extraction Date: 07/01/13 11:30

Parameter	Result	Qualifier	Units	RL	MDL
TCLP Semivolatiles by EPA 1311 - Westborough Lab for sample(s): 01 Batch: WG618805-1					
Hexachlorobenzene	ND		ug/l	10	3.2
2,4-Dinitrotoluene	ND		ug/l	25	2.2
Hexachlorobutadiene	ND		ug/l	10	4.0
Hexachloroethane	ND		ug/l	10	3.3
Nitrobenzene	ND		ug/l	10	2.5
2,4,6-Trichlorophenol	ND		ug/l	25	2.2
Pentachlorophenol	ND		ug/l	50	6.1
2-Methylphenol	ND		ug/l	25	2.6
3-Methylphenol/4-Methylphenol	ND		ug/l	25	2.4
2,4,5-Trichlorophenol	ND		ug/l	25	2.2
Pyridine	ND		ug/l	25	3.2

Surrogate	%Recovery	Qualifier	Acceptance Criteria
2-Fluorophenol	80		21-120
Phenol-d6	75		10-120
Nitrobenzene-d5	71		23-120
2-Fluorobiphenyl	83		15-120
2,4,6-Tribromophenol	71		10-120
4-Terphenyl-d14	82		33-120

Lab Control Sample Analysis

Batch Quality Control

Project Name: NEIP-AOC3

Project Number: 610.25

Lab Number: L1312032

Report Date: 07/05/13

Parameter	LCS %Recovery	Qual	LCSD %Recovery	Qual	%Recovery Limits	RPD	Qual	RPD Limits
TCLP Semivolatiles by EPA 1311 - Westborough Lab Associated sample(s): 01 Batch: WG618805-2 WG618805-3								
Hexachlorobenzene	109		102		40-140	7		30
2,4-Dinitrotoluene	**110**	Q	**103**	Q	24-96	7		30
Hexachlorobutadiene	86		82		40-140	5		30
Hexachloroethane	81		80		40-140	1		30
Nitrobenzene	95		90		40-140	5		30
2,4,6-Trichlorophenol	113		111		30-130	2		30
Pentachlorophenol	98		98		9-103	0		30
2-Methylphenol	109		112		30-130	3		30
3-Methylphenol/4-Methylphenol	107		108		30-130	1		30
2,4,5-Trichlorophenol	114		110		30-130	4		30
Pyridine	32		44		10-66	**32**	Q	30

Surrogate	LCS %Recovery	Qual	LCSD %Recovery	Qual	Acceptance Criteria
2-Fluorophenol	103		103		21-120
Phenol-d6	105		105		10-120
Nitrobenzene-d5	94		94		23-120
2-Fluorobiphenyl	108		103		15-120
2,4,6-Tribromophenol	94		92		10-120
4-Terphenyl-d14	90		86		33-120

PCBS

Project Name: NEIP-AOC3 **Lab Number:** L1312032

Project Number: 610.25 **Report Date:** 07/05/13

SAMPLE RESULTS

Lab ID:	L1312032-01	Date Collected:	06/27/13 15:00
Client ID:	PURGE WATER	Date Received:	06/27/13
Sample Location:	GUILDERLAND, NY	Field Prep:	Not Specified
Matrix:	Water	Extraction Method:	EPA 3510C
Analytical Method:	1,8082A	Extraction Date:	07/03/13 17:24
Analytical Date:	07/05/13 07:31	Cleanup Method1:	EPA 3665A
Analyst:	TQ	Cleanup Date1:	07/04/13
		Cleanup Method2:	EPA 3660B
		Cleanup Date2:	07/04/13

Parameter	Result	Qualifier	Units	RL	MDL	Dilution Factor
Polychlorinated Biphenyls by GC - Westborough Lab						
Aroclor 1016	ND		ug/l	0.083	0.055	1
Aroclor 1221	ND		ug/l	0.083	0.053	1
Aroclor 1232	ND		ug/l	0.083	0.031	1
Aroclor 1242	ND		ug/l	0.083	0.060	1
Aroclor 1248	ND		ug/l	0.083	0.051	1
Aroclor 1254	ND		ug/l	0.083	0.034	1
Aroclor 1260	ND		ug/l	0.083	0.032	1
Aroclor 1262	ND		ug/l	0.083	0.029	1
Aroclor 1268	ND		ug/l	0.083	0.038	1

Surrogate	% Recovery	Qualifier	Acceptance Criteria
2,4,5,6-Tetrachloro-m-xylene	45		30-150
Decachlorobiphenyl	**28**	Q	30-150
2,4,5,6-Tetrachloro-m-xylene	46		30-150
Decachlorobiphenyl	35		30-150

Project Name: NEIP-AOC3 **Lab Number:** L1312032

Project Number: 610.25 **Report Date:** 07/05/13

Method Blank Analysis
Batch Quality Control

Analytical Method: 1,8082A
Analytical Date: 07/05/13 07:45
Analyst: TQ

Extraction Method: EPA 3510C
Extraction Date: 07/03/13 17:24
Cleanup Method1: EPA 3665A
Cleanup Date1: 07/04/13
Cleanup Method2: EPA 3660B
Cleanup Date2: 07/04/13

Parameter	Result	Qualifier	Units	RL	MDL
Polychlorinated Biphenyls by GC - Westborough Lab for sample(s): 01 Batch: WG619549-1					
Aroclor 1016	ND		ug/l	0.083	0.055
Aroclor 1221	ND		ug/l	0.083	0.053
Aroclor 1232	ND		ug/l	0.083	0.031
Aroclor 1242	ND		ug/l	0.083	0.060
Aroclor 1248	ND		ug/l	0.083	0.051
Aroclor 1254	ND		ug/l	0.083	0.034
Aroclor 1260	ND		ug/l	0.083	0.032
Aroclor 1262	ND		ug/l	0.083	0.029
Aroclor 1268	ND		ug/l	0.083	0.038

Surrogate	%Recovery	Qualifier	Acceptance Criteria
2,4,5,6-Tetrachloro-m-xylene	66		30-150
Decachlorobiphenyl	90		30-150
2,4,5,6-Tetrachloro-m-xylene	67		30-150
Decachlorobiphenyl	89		30-150

Lab Control Sample Analysis

Batch Quality Control

Project Name: NEIP-AOC3

Project Number: 610.25

Lab Number: L1312032

Report Date: 07/05/13

Parameter	LCS %Recovery	Qual	LCSD %Recovery	Qual	%Recovery Limits	RPD	Qual	RPD Limits
Polychlorinated Biphenyls by GC - Westborough Lab Associated sample(s): 01 Batch: WG619549-2 WG619549-3								
Aroclor 1016	70		74		40-140	6		50
Aroclor 1260	71		70		40-140	1		50

Surrogate	LCS %Recovery	Qual	LCSD %Recovery	Qual	Acceptance Criteria
2,4,5,6-Tetrachloro-m-xylene	68		74		30-150
Decachlorobiphenyl	88		65		30-150
2,4,5,6-Tetrachloro-m-xylene	68		75		30-150
Decachlorobiphenyl	85		63		30-150

METALS

Project Name: NEIP-AOC3 **Lab Number:** L1312032

Project Number: 610.25 **Report Date:** 07/05/13

SAMPLE RESULTS

Lab ID: L1312032-01 Date Collected: 06/27/13 15:00

Client ID: PURGE WATER Date Received: 06/27/13

Sample Location: GUILDERLAND, NY Field Prep: Not Specified

Matrix: Water TCLP/SPLP Ext. Date: 06/28/13 12:12

Parameter	Result	Qualifier	Units	RL	MDL	Dilution Factor	Date Prepared	Date Analyzed	Prep Method	Analytical Method	Analyst
TCLP Metals by EPA 1311 - Westborough Lab											
Arsenic, TCLP	ND		mg/l	1.0	0.02	1	06/29/13 08:50	07/01/13 11:52	EPA 3015	1,6010C	KL
Barium, TCLP	0.18	J	mg/l	0.50	0.03	1	06/29/13 08:50	07/01/13 11:52	EPA 3015	1,6010C	KL
Cadmium, TCLP	ND		mg/l	0.10	0.01	1	06/29/13 08:50	07/01/13 11:52	EPA 3015	1,6010C	KL
Chromium, TCLP	ND		mg/l	0.20	0.02	1	06/29/13 08:50	07/01/13 11:52	EPA 3015	1,6010C	KL
Lead, TCLP	ND		mg/l	0.50	0.02	1	06/29/13 08:50	07/01/13 11:52	EPA 3015	1,6010C	KL
Mercury, TCLP	ND		mg/l	0.0010	0.0003	1	07/01/13 10:57	07/02/13 13:33	EPA 7470A	1,7470A	JH
Selenium, TCLP	ND		mg/l	0.50	0.03	1	06/29/13 08:50	07/01/13 11:52	EPA 3015	1,6010C	KL
Silver, TCLP	ND		mg/l	0.10	0.02	1	06/29/13 08:50	07/01/13 11:52	EPA 3015	1,6010C	KL

Project Name: NEIP-AOC3 **Lab Number:** L1312032

Project Number: 610.25 **Report Date:** 07/05/13

Method Blank Analysis
Batch Quality Control

Parameter	Result	Qualifier	Units	RL	MDL	Dilution Factor	Date Prepared	Date Analyzed	Analytical Method	Analyst
TCLP Metals by EPA 1311 - Westborough Lab for sample(s): 01 Batch: WG618572-1										
Arsenic, TCLP	ND		mg/l	1.0	0.02	1	06/29/13 08:50	07/01/13 11:37	1,6010C	KL
Barium, TCLP	0.06	J	mg/l	0.50	0.03	1	06/29/13 08:50	07/01/13 11:37	1,6010C	KL
Cadmium, TCLP	ND		mg/l	0.10	0.01	1	06/29/13 08:50	07/01/13 11:37	1,6010C	KL
Chromium, TCLP	ND		mg/l	0.20	0.02	1	06/29/13 08:50	07/01/13 11:37	1,6010C	KL
Lead, TCLP	ND		mg/l	0.50	0.02	1	06/29/13 08:50	07/01/13 11:37	1,6010C	KL
Selenium, TCLP	ND		mg/l	0.50	0.03	1	06/29/13 08:50	07/01/13 11:37	1,6010C	KL
Silver, TCLP	ND		mg/l	0.10	0.02	1	06/29/13 08:50	07/01/13 11:37	1,6010C	KL

Prep Information

Digestion Method: EPA 3015

TCLP/SPLP Extraction Date: 06/28/13 12:12

Parameter	Result	Qualifier	Units	RL	MDL	Dilution Factor	Date Prepared	Date Analyzed	Analytical Method	Analyst
TCLP Metals by EPA 1311 - Westborough Lab for sample(s): 01 Batch: WG618824-1										
Mercury, TCLP	ND		mg/l	0.0002	0.0001	1	07/01/13 10:57	07/02/13 13:29	1,7470A	JH

Prep Information

Digestion Method: EPA 7470A

Lab Control Sample Analysis

Batch Quality Control

Project Name: NEIP-AOC3

Project Number: 610.25

Lab Number: L1312032

Report Date: 07/05/13

Parameter	LCS %Recovery	Qual	LCSD %Recovery	Qual	%Recovery Limits	RPD	Qual	RPD Limits
TCLP Metals by EPA 1311 - Westborough Lab Associated sample(s): 01 Batch: WG618572-2								
Arsenic, TCLP	108		-		75-125	-		20
Barium, TCLP	105		-		75-125	-		20
Cadmium, TCLP	108		-		75-125	-		20
Chromium, TCLP	105		-		75-125	-		20
Lead, TCLP	106		-		75-125	-		20
Selenium, TCLP	117		-		75-125	-		20
Silver, TCLP	104		-		75-125	-		20
TCLP Metals by EPA 1311 - Westborough Lab Associated sample(s): 01 Batch: WG618824-2								
Mercury, TCLP	95		-		80-120	-		

Matrix Spike Analysis
Batch Quality Control

Project Name: NEIP-AOC3
Project Number: 610.25

Lab Number: L1312032
Report Date: 07/05/13

Parameter	Native Sample	MS Added	MS Found	MS %Recovery	Qual	MSD Found	MSD %Recovery	Qual	Recovery Limits	RPD	Qual	RPD Limits
TCLP Metals by EPA 1311 - Westborough Lab Associated sample(s): 01 QC Batch ID: WG618572-4 QC Sample: L1312032-01 Client ID: PURGE WATER												
Arsenic, TCLP	ND	1.2	1.2	100		-	-		75-125	-		20
Barium, TCLP	0.18J	20	21	105		-	-		75-125	-		20
Cadmium, TCLP	ND	0.51	0.53	104		-	-		75-125	-		20
Chromium, TCLP	ND	2	2.1	105		-	-		75-125	-		20
Lead, TCLP	ND	5.1	5.4	106		-	-		75-125	-		20
Selenium, TCLP	ND	1.2	1.3	108		-	-		75-125	-		20
Silver, TCLP	ND	0.5	0.51	102		-	-		75-125	-		20
TCLP Metals by EPA 1311 - Westborough Lab Associated sample(s): 01 QC Batch ID: WG618824-4 QC Sample: L1312032-01 Client ID: PURGE WATER												
Mercury, TCLP	ND	0.025	0.0258	103		-	-		70-130	-		20

Lab Duplicate Analysis
Batch Quality Control

Project Name: NEIP-AOC3
Project Number: 610.25

Lab Number: L1312032
Report Date: 07/05/13

Parameter	Native Sample	Duplicate Sample	Units	RPD	Qual	RPD Limits
TCLP Metals by EPA 1311 - Westborough Lab Associated sample(s): 01 QC Batch ID: WG618572-3 QC Sample: L1312032-01 Client ID: PURGE WATER						
Arsenic, TCLP	ND	ND	mg/l	NC		20
Barium, TCLP	0.18J	0.17J	mg/l	NC		20
Cadmium, TCLP	ND	ND	mg/l	NC		20
Chromium, TCLP	ND	ND	mg/l	NC		20
Lead, TCLP	ND	ND	mg/l	NC		20
Selenium, TCLP	ND	ND	mg/l	NC		20
Silver, TCLP	ND	ND	mg/l	NC		20
TCLP Metals by EPA 1311 - Westborough Lab Associated sample(s): 01 QC Batch ID: WG618824-3 QC Sample: L1312032-01 Client ID: PURGE WATER						
Mercury, TCLP	ND	ND	mg/l	NC		20

INORGANICS
&
MISCELLANEOUS

Project Name: NEIP-AOC3
Project Number: 610.25

Lab Number: L1312032
Report Date: 07/05/13

SAMPLE RESULTS

Lab ID: L1312032-01
Client ID: PURGE WATER
Sample Location: GUILDERLAND, NY
Matrix: Water

Date Collected: 06/27/13 15:00
Date Received: 06/27/13
Field Prep: Not Specified

Parameter	Result	Qualifier	Units	RL	MDL	Dilution Factor	Date Prepared	Date Analyzed	Analytical Method	Analyst
General Chemistry - Westborough Lab										
Chlorine, Total Residual	ND		mg/l	0.02	0.01	1	-	06/28/13 01:04	30,4500CL-D	EL
pH (H)	7.9		SU	-	NA	1	-	06/28/13 02:00	1,9040C	EL

Project Name: NEIP-AOC3 **Lab Number:** L1312032

Project Number: 610.25 **Report Date:** 07/05/13

Method Blank Analysis
Batch Quality Control

Parameter	Result	Qualifier	Units	RL	MDL	Dilution Factor	Date Prepared	Date Analyzed	Analytical Method	Analyst
General Chemistry - Westborough Lab for sample(s): 01 Batch: WG618259-1										
Chlorine, Total Residual	ND		mg/l	0.02	0.01	1	-	06/28/13 01:04	30,4500CL-D	EL

Lab Control Sample Analysis

Batch Quality Control

Project Name: NEIP-AOC3

Project Number: 610.25

Lab Number: L1312032

Report Date: 07/05/13

Parameter	LCS %Recovery	Qual	LCSD %Recovery	Qual	%Recovery Limits	RPD	Qual	RPD Limits
General Chemistry - Westborough Lab Associated sample(s): 01 Batch: WG618259-2								
Chlorine, Total Residual	93		-		90-110	-		
General Chemistry - Westborough Lab Associated sample(s): 01 Batch: WG618265-1								
pH	100		-		99-101	-		5

Lab Duplicate Analysis
Batch Quality Control

Project Name: NEIP-AOC3
Project Number: 610.25

Lab Number: L1312032
Report Date: 07/05/13

Parameter	Native Sample	Duplicate Sample	Units	RPD	Qual	RPD Limits
General Chemistry - Westborough Lab Associated sample(s): 01 QC Batch ID: WG618259-3 QC Sample: L1311970-02 Client ID: DUP Sample						
Chlorine, Total Residual	ND	ND	mg/l	NC		20
General Chemistry - Westborough Lab Associated sample(s): 01 QC Batch ID: WG618265-2 QC Sample: L1311752-01 Client ID: DUP Sample						
pH	8.2	8.2	SU	0		5

Project Name: NEIP-AOC3
Project Number: 610.25

Lab Number: L1312032
Report Date: 07/05/13

Sample Receipt and Container Information

Were project specific reporting limits specified? YES

Reagent H2O Preserved Vials Frozen on: NA

Cooler Information **Custody Seal**

Cooler	
A	Absent

Container Information

Container ID	Container Type	Cooler	pH	Temp deg C	Pres	Seal	Analysis(*)
L1312032-01A	Vial unpreserved	A	N/A	3.0	Y	Absent	TCLP-EXT-ZHE(14)
L1312032-01B	Vial unpreserved	A	N/A	3.0	Y	Absent	TCLP-EXT-ZHE(14)
L1312032-01C	Vial unpreserved	A	N/A	3.0	Y	Absent	TCLP-EXT-ZHE(14)
L1312032-01D	Amber 1000ml unpreserved	A	7	3.0	Y	Absent	-
L1312032-01E	Amber 1000ml unpreserved	A	7	3.0	Y	Absent	-
L1312032-01F	Amber 1000ml unpreserved	A	7	3.0	Y	Absent	NYTCL-8082-1200ML(7)
L1312032-01G	Amber 1000ml unpreserved	A	7	3.0	Y	Absent	NYTCL-8082-1200ML(7)
L1312032-01H	Plastic 500ml unpreserved	A	7	3.0	Y	Absent	-
L1312032-01I	Plastic 250ml unpreserved	A	7	3.0	Y	Absent	PH-9040(1),TRC-4500(1)
L1312032-01W	Amber 1000ml unpreserved split	A	7	3.0	Y	Absent	TCLP-8270(14)
L1312032-01X	Plastic 500ml HNO3 preserved spl	A	<2	3.0	Y	Absent	CD-CI(180),AS-CI(180),BA-CI(180),HG-C(28),PB-CI(180),CR-CI(180),SE-CI(180),AG-CI(180)
L1312032-01Y	Vial unpreserved split	A	N/A	3.0	Y	Absent	TCLP-VOA(14)
L1312032-01Z	Vial unpreserved split	A	N/A	3.0	Y	Absent	TCLP-VOA(14)
L1312032-02A	Vial unpreserved	A	N/A	3.0	Y	Absent	HOLD(14)

Container Comments

L1312032-01I

*Values in parentheses indicate holding time in days

Project Name:	NEIP-AOC3	**Lab Number:**	L1312032
Project Number:	610.25	**Report Date:**	07/05/13

GLOSSARY

Acronyms

EDL - Estimated Detection Limit: This value represents the level to which target analyte concentrations are reported as estimated values, when those target analyte concentrations are quantified below the reporting limit (RL). The EDL includes any adjustments from dilutions, concentrations or moisture content, where applicable. The use of EDLs is specific to the analysis of PAHs using Solid-Phase Microextraction (SPME).

EPA - Environmental Protection Agency.

LCS - Laboratory Control Sample: A sample matrix, free from the analytes of interest, spiked with verified known amounts of analytes or a material containing known and verified amounts of analytes.

LCSD - Laboratory Control Sample Duplicate: Refer to LCS.

LFB - Laboratory Fortified Blank: A sample matrix, free from the analytes of interest, spiked with verified known amounts of analytes or a material containing known and verified amounts of analytes.

MDL - Method Detection Limit: This value represents the level to which target analyte concentrations are reported as estimated values, when those target analyte concentrations are quantified below the reporting limit (RL). The MDL includes any adjustments from dilutions, concentrations or moisture content, where applicable.

MS - Matrix Spike Sample: A sample prepared by adding a known mass of target analyte to a specified amount of matrix sample for which an independent estimate of target analyte concentration is available.

MSD - Matrix Spike Sample Duplicate: Refer to MS.

NA - Not Applicable.

NC - Not Calculated: Term is utilized when one or more of the results utilized in the calculation are non-detect at the parameter's reporting unit.

NI - Not Ignitable.

RL - Reporting Limit: The value at which an instrument can accurately measure an analyte at a specific concentration. The RL includes any adjustments from dilutions, concentrations or moisture content, where applicable.

RPD - Relative Percent Difference: The results from matrix and/or matrix spike duplicates are primarily designed to assess the precision of analytical results in a given matrix and are expressed as relative percent difference (RPD). Values which are less than five times the reporting limit for any individual parameter are evaluated by utilizing the absolute difference between the values; although the RPD value will be provided in the report.

SRM - Standard Reference Material: A reference sample of a known or certified value that is of the same or similar matrix as the associated field samples.

Footnotes

1 - The reference for this analyte should be considered modified since this analyte is absent from the target analyte list of the original method.

Terms

Analytical Method: Both the document from which the method originates and the analytical reference method. (Example: EPA 8260B is shown as 1,8260B.) The codes for the reference method documents are provided in the References section of the Addendum.

Data Qualifiers

A - Spectra identified as "Aldol Condensation Product".

B - The analyte was detected above the reporting limit in the associated method blank. Flag only applies to associated field samples that have detectable concentrations of the analyte at less than five times (5x) the concentration found in the blank. For MCP-related projects, flag only applies to associated field samples that have detectable concentrations of the analyte at less than ten times (10x) the concentration found in the blank. For DOD-related projects, flag only applies to associated field samples that have detectable concentrations of the analyte at less than ten times (10x) the concentration found in the blank AND the analyte was detected above one-half the reporting limit (or above the reporting limit for common lab contaminants) in the associated method blank. For NJ-Air-related projects, flag only applies to associated field samples that have detectable concentrations of the analyte above the reporting limit.

C - Co-elution: The target analyte co-elutes with a known lab standard (i.e. surrogate, internal standards, etc.) for co-extracted analyses.

D - Concentration of analyte was quantified from diluted analysis. Flag only applies to field samples that have detectable concentrations of the analyte.

E - Concentration of analyte exceeds the range of the calibration curve and/or linear range of the instrument.

G - The concentration may be biased high due to matrix interferences (i.e, co-elution) with non-target compound(s). The result should be considered estimated.

H - The analysis of pH was performed beyond the regulatory-required holding time of 15 minutes from the time of sample collection.

I - The RPD between the results for the two columns exceeds the method-specified criteria; however, the lower value has been reported

Report Format: DU Report with "J" Qualifiers

Project Name:	NEIP-AOC3	**Lab Number:**	L1312032
Project Number:	610.25	**Report Date:**	07/05/13

Data Qualifiers

due to obvious interference.

M - Reporting Limit (RL) exceeds the MCP CAM Reporting Limit for this analyte.

NJ - Presumptive evidence of compound. This represents an estimated concentration for Tentatively Identified Compounds (TICs), where the identification is based on a mass spectral library search.

P - The RPD between the results for the two columns exceeds the method-specified criteria.

Q - The quality control sample exceeds the associated acceptance criteria. For DOD-related projects, LCS and/or Continuing Calibration Standard exceedences are also qualified on all associated sample results. Note: This flag is not applicable for matrix spike recoveries when the sample concentration is greater than 4x the spike added or for batch duplicate RPD when the sample concentrations are less than 5x the RL. (Metals only.)

R - Analytical results are from sample re-analysis.

RE - Analytical results are from sample re-extraction.

J - Estimated value. The Target analyte concentration is below the quantitation limit (RL), but above the Method Detection Limit (MDL) or Estimated Detection Limit (EDL) for SPME-related analyses. This represents an estimated concentration for Tentatively Identified Compounds (TICs).

ND - Not detected at the method detection limit (MDL) for the sample, or estimated detection limit (EDL) for SPME-related analyses.

Report Format: DU Report with "J" Qualifiers

Project Name:	NEIP-AOC3	**Lab Number:**	L1312032
Project Number:	610.25	**Report Date:**	07/05/13

REFERENCES

1 Test Methods for Evaluating Solid Waste: Physical/Chemical Methods. EPA SW-846. Third Edition. Updates I - IV, 2007.

30 Standard Methods for the Examination of Water and Wastewater. APHA-AWWA-WPCF. 18th Edition. 1992.

LIMITATION OF LIABILITIES

Alpha Analytical performs services with reasonable care and diligence normal to the analytical testing laboratory industry. In the event of an error, the sole and exclusive responsibility of Alpha Analytical shall be to re-perform the work at it's own expense. In no event shall Alpha Analytical be held liable for any incidental, consequential or special damages, including but not limited to, damages in any way connected with the use of, interpretation of, information or analysis provided by Alpha Analytical.

We strongly urge our clients to comply with EPA protocol regarding sample volume, preservation, cooling, containers, sampling procedures, holding time and splitting of samples in the field.

Certificate/Approval Program Summary

Last revised July 2, 2013 - Westboro Facility

The following list includes only those analytes/methods for which certification/approval is currently held.
For a complete listing of analytes for the referenced methods, please contact your Alpha Customer Service Representative.

Connecticut Department of Public Health Certificate/Lab ID: PH-0574. ***NELAP Accredited Solid Waste/Soil.***

Drinking Water (Inorganic Parameters: Color, pH, Turbidity, Conductivity, Alkalinity, Chloride, Free Residual Chlorine, Fluoride, Calcium Hardness, Sulfate, Nitrate, Nitrite, Aluminum, Antimony, Arsenic, Barium, Beryllium, Cadmium, Calcium, Chromium, Copper, Iron, Lead, Magnesium, Manganese, Mercury, Nickel, Selenium, Silver, Sodium, Thallium, Zinc, Total Dissolved Solids, Total Organic Carbon, Total Cyanide, Perchlorate. Organic Parameters: Volatile Organics 524.2, Total Trihalomethanes 524.2, 1,2-Dibromo-3-chloropropane (DBCP) 504.1, Ethylene Dibromide (EDB) 504.1, 1,4-Dioxane (Mod 8270). Microbiology Parameters: Total Coliform-MF mEndo (SM9222B), Total Coliform – Colilert (SM9223, Enumeration and P/A), E. Coli. – Colilert (SM9223, Enumeration and P/A), HPC – Pour Plate (SM9215B), Fecal Coliform – MF m-FC (SM9222D), Fecal Coliform-EC Medium (SM 9221E).

Wastewater/Non-Potable Water (Inorganic Parameters: Color, pH, Conductivity, Acidity, Alkalinity, Chloride, Total Residual Chlorine, Fluoride, Total Hardness, Silica, Sulfate, Sulfide, Ammonia, Kjeldahl Nitrogen, Nitrate, Nitrite, O-Phosphate, Total Phosphorus, Aluminum, Antimony, Arsenic, Barium, Beryllium, Boron, Cadmium, Calcium, Chromium, Hexavalent Chromium, Cobalt, Copper, Iron, Lead, Magnesium, Manganese, Mercury, Molybdenum, Nickel, Potassium, Selenium, Silver, Sodium, Strontium, Thallium, Tin, Titanium, Vanadium, Zinc, Total Residue (Solids), Total Dissolved Solids, Total Suspended Solids (non-filterable), BOD, CBOD, COD, TOC, Total Cyanide, Phenolics, Foaming Agents (MBAS), Bromide, Oil and Grease. Organic Parameters: PCBs, Organochlorine Pesticides, Technical Chlordane, Toxaphene, Acid Extractables (Phenols), Benzidines, Phthalate Esters, Nitrosamines, Nitroaromatics & Isophorone, Polynuclear Aromatic Hydrocarbons, Haloethers, Chlorinated Hydrocarbons, Volatile Organics, TPH (HEM/SGT), CT-Extractable Petroleum Hydrocarbons (ETPH), MA-EPH, MA-VPH. Microbiology Parameters: Total Coliform – MF mEndo (SM9222B), Total Coliform – MTF (SM9221B), E. Coli – Colilert (SM9223 Enumeration), HPC – Pour Plate (SM9215B), Fecal Coliform – MF m-FC (SM9222D), Fecal Coliform – A-1 Broth (SM9221E), Enterococcus - Enterolert.

Solid Waste/Soil (Inorganic Parameters: pH, Sulfide, Aluminum, Antimony, Arsenic, Barium, Beryllium, Boron, Cadmium, Calcium, Chromium, Hexavalent Chromium, Cobalt, Copper, Iron, Lead, Magnesium, Manganese, Mercury, Molybdenum, Nickel, Potassium, Selenium, Silver, Sodium, Thallium, Tin, Vanadium, Zinc, Total Cyanide, Ignitability, Phenolics, Corrosivity, TCLP Leach (1311), SPLP Leach (1312 metals only), Reactivity. Organic Parameters: PCBs, PCBs in Oil, Organochlorine Pesticides, Technical Chlordane, Toxaphene, CT-Extractable Petroleum Hydrocarbons (ETPH), MA-EPH, MA-VPH, Dicamba, 2,4-D, 2,4,5-T, 2,4,5-TP(Silvex), Dalapon, Volatile Organics (SW 8260), Acid Extractables (Phenols) (SW 8270), Benzidines (SW 8270), Phthalates (SW 8270), Nitrosamines (SW 8270), Nitroaromatics & Cyclic Ketones (SW 8270), PAHs (SW 8270), Haloethers (SW 8270), Chlorinated Hydrocarbons (SW 8270).)

State of Illinois Certificate/Lab ID: 003155. ***NELAP Accredited.***
Drinking Water (Inorganic Parameters: SM2120B, 2320B, 2510B, 2540C, SM4500CN-CE, 4500F-C, 4500H-B, 4500NO3-F, 5310C, EPA 200.7, 200.8, 245.1, 300.0. Organic Parameters: EPA 504.1, 524.2.)

Wastewater/Non-Potable Water (Inorganic Parameters: SM2120B, 2310B, 2320B, 2340B, 2510B, 2540B, 2540C, 2540D, SM4500CL-E, 4500CN-E, 4500F-C, 4500H-B, 4500NH3-H, 4500NO2-B, 4500NO3-F, 4500P-E, 4500S-D, 4500SO3-B, 5210B, 5220D, 5310C, 5540C, EPA 120.1, 1664A, 200.7, 200.8, 245.1, 300.0, 350.1, 351.1, 353.2, 410.4, 420.1. Organic Parameters: EPA 608, 624, 625.)

Hazardous and Solid Waste (Inorganic Parameters: EPA 1010A, 1030, 1311, 1312, 6010C, 6020A, 7196A, 7470A, 7471B, 9012B, 9014, 9038, 9040C, 9045D, 9050A, 9065, 9251. Organic Parameters: 8011 (NPW only), 8015C, 8081B, 8082A, 8151A, 8260C, 8270D, 8315A, 8330.)

Maine Department of Human Services Certificate/Lab ID: 2009024.
Drinking Water (Inorganic Parameters: SM9215B, 9222D, 9223B, EPA 180.1, 353.2, SM2120B, 2130B, 2320B, 2510C, 2540C, 4500Cl-D, 4500CN-C, 4500CN-E, 4500F-C, 4500H+B, 4500NO3-F, 5310C, EPA 200.7, EPA 200.8, 245.1, EPA 300.0. Organic Parameters: 504.1, 524.2.)

Wastewater/Non-Potable Water (Inorganic Parameters: EPA 120.1, 1664A, 300.0, 350.1, 351.1, 353.2, 410.4, 420.1, 8315A, 9010C, SM2120B, 2310B, 2320B, 2510B, 2540B, 2540C, 2540D, 426C, 4500Cl-E, 4500CN-C, 4500CN-E, 4500F-B, 4500F-C, 4500H+B, 4500Norg-C, 4500NH3-B, 4500NH3-H, 4500NO2-B, 4500NO3-F, 4500P-B, 4500P-E, 4500S2-D, 4500SO3-B, 5540C, 5210B, 5220D, 5310C, 9010B, 9030B, 9040C, 7470A, 7196A, 2340B, EPA 200.7, 6010C, 200.8, 6020A, 245.1, 1311, 1312, 3005A, Enterolert, 9223B, 9222D. Organic Parameters: 608, 624, 625, 8011, 8081B, 8082A, 8330, 8151A, 8260C, 8270D, 3510C, 3630C, 5030B, ME-DRO, ME-GRO, MA-EPH, MA-VPH.)

Solid Waste/Soil (Inorganic Parameters: 9010B, 9012A, 9014, 9040B, 9045C, 6010C, 6020A, 7471B, 7196A, 9050A, 1010, 1030, 9065, 1311, 1312, 3005A, 3050B, 9038, 9251. Organic Parameters: ME-DRO, ME-GRO, MA-EPH, MA-VPH, 8260C, 8270D, 8330, 8151A, 8081B, 8082A, 3540C, 3546, 3580A, 3620C, 3630C, 5030B, 5035.)

Massachusetts Department of Environmental Protection Certificate/Lab ID: M-MA086.
*Drinking Water (*Inorganic Parameters: (EPA 200.8 for: Sb,As,Ba,Be,Cd,Cr,Cu,Pb,Ni,Se,Tl) (EPA 200.7 for: Ba,Be,Ca,Cd,Cr,Cu,Na,Ni) 245.1, (300.0 for: Nitrate-N, Fluoride, Sulfate); (EPA 353.2 for: Nitrate-N, Nitrite-N); (SM4500NO3-F for: Nitrate-N and Nitrite-N); 4500F-C, 4500CN-CE, EPA 180.1, SM2130B, SM4500Cl-D, 2320B, SM2540C, SM4500H-B. Organic Parameters: (EPA 524.2 for: Trihalomethanes, Volatile Organics); (504.1 for: 1,2-Dibromoethane, 1,2-Dibromo-3-Chloropropane), EPA 332. Microbiology Parameters: SM9215B; ENZ. SUB. SM9223; ColilertQT SM9223B; MF-SM9222D.)

*Non-Potable Water (*Inorganic Parameters:, (EPA 200.8 for: Al,Sb,As,Be,Cd,Cr,Cu,Pb,Mn,Ni,Se,Ag,Tl,Zn); (EPA 200.7 for: Al,Sb,As,Be,Cd,Ca,Cr,Co,Cu,Fe,Pb,Mg,Mn,Mo,Ni,K,Se,Ag,Na,Sr,Ti,Tl,V,Zn); 245.1, SM4500H,B, EPA 120.1, SM2510B, 2540C, 2340B, 2320B, 4500CL-E, 4500F-BC, 426C, SM4500NH3-BH, (EPA 350.1 for: Ammonia-N), LACHAT 10-107-06-1-B for Ammonia-N, SM4500NO3-F, 353.2 for Nitrate-N, SM4500NH3-BC-NES, EPA 351.1, SM4500P-E, 4500P-B,E, 5220D, EPA 410.4, SM 5210B, 5310C, 4500CL-D, EPA 1664, SM14 510AC, EPA 420.1, SM4500-CN-CE, SM2540D.
Organic Parameters: (EPA 624 for Volatile Halocarbons, Volatile Aromatics),(608 for: Chlordane, Toxaphene, Aldrin, alpha-BHC, beta-BHC, gamma-BHC, delta-BHC, Dieldrin, DDD, DDE, DDT,Endosulfan I, Endosulfan II, Endosulfan sulfate, Endrin, Endrin Aldehyde, Heptachlor, Heptachlor Epoxide, PCBs-Water), (EPA 625 for SVOC Acid Extractables and SVOC Base/Neutral Extractables), 600/4-81-045-PCB-Oil. Microbiology Parameters: (ColilertQT SM9223B; Enterolert-QT: SM9222D-MF.)

New Hampshire Department of Environmental Services Certificate/Lab ID: 200307. ***NELAP Accredited.***
Drinking Water (Inorganic Parameters: SM 9222B, 9223B, 9215B, EPA 200.7, 200.8, 300.0, SM4500CN-E, 4500H+B, 4500NO3-F, 2320B, 2510B, 2540C, 4500F-C, 5310C, 2120B, EPA 332.0. Organic Parameters: 504.1, 524.2.)

Non-Potable Water (Inorganic Parameters: SM9222D, 9221B, 9222B, 9221E-EC, EPA 3005A, 200.7, 200.8, 245.1, SW-846 6010C, 6020A, 7196A, 7470A, SM3500-CR-D, EPA 120.1, 300.0, 350.1, 350.2, 351.1, 353.2, 410.4, 420.1, 426C, 1664A, SW-846 9010B, 9010C, 9030, 9040B, 9040C, SM2120B, 2310B, 2320B, 2340B, 2540B, 2540D, 4500H+B, 4500CL-E, 4500CN-E, 4500NH3-H, 4500NO3-F, 4500NO2-B, 4500P-E, 4500-S2-D, 4500SO3-B, 5210B, 5220D, 2510B, 2540C, 4500F-C, 5310C, 5540C, LACHAT 10-204-00-1-A, LACHAT 10-107-06-2-D, 3060A. Organic Parameters: SW-846 3510C, 3630C, 5030B, 8260C, 8270D, 8330, EPA 624, 625, 608, SW-846 8082A, 8081B, 8015C, 8151A, 8330, 8270D-SIM.)

Solid & Chemical Materials (Inorganic Parameters: SW-846 6010C, 6020A, 7196A, 7471B, 1010, 1010A, 1030, 9010C, 9012B, 9014, 9030B, 9040C, 9045C, 9045D, 9050, 9065, 9251, 1311, 1312, 3005A, 3050B, 3060A. Organic Parameters: SW-846 3540C, 3546, 3050B, 3580A, 3620D, 3630C, 5030B, 5035, 8260C, 8270D, 8270D-SIM, 8330, 8151A, 8015B, 8015C, 8082A, 8081B.)

New Hampshire Department of Environmental Services Certificate/Lab ID: 2064. ***NELAP Accredited.***
Drinking Water (Organic Parameters: **EPA 524.2:** Di-isopropyl ether (DIPE), Ethyl-t-butyl ether (ETBE), Tert-amyl methyl ether (TAME)).

Non-Potable Water (Organic Parameters: **EPA 8260C:** 1,3,5-Trichlorobenzene. **EPA 8015C(M):** TPH.)

Solid & Chemical Materials (Organic Parameters: **EPA 8260C:** 1,3,5-Trichlorobenzene.)

New Jersey Department of Environmental Protection Certificate/Lab ID: MA935. ***NELAP Accredited.***
Drinking Water (Inorganic Parameters: SM9222B, 9221E, 9223B, 9215B, 4500CN-CE, 4500NO3-F, 4500F-C, EPA 300.0, 200.7, 200.8, 245.1, 2540C, SM2120B, 2320B, 2510B, 5310C, SM4500H-B. Organic Parameters: EPA 332, 504.1, 524.2.)

Non-Potable Water (Inorganic Parameters: SM5210B, EPA 410.4, SM5220D, 4500Cl-E, EPA 300.0, SM2120B, 2340B, SM4500F-BC, EPA 200.7, 200.8, 351.1, LACHAT 10-107-06-2-D, EPA 353.2, SM4500NO3-F, 4500NO2-B, EPA 1664A, SM5310B, C or D, 4500-PE, EPA 420.1, SM510ABC, SM4500P-B5+E, 2540B, 2540C, 2540D, EPA 120.1, SM2510B, SM15 426C, 9222D, 9221B, 9221C, 9221E, 9222B, 9215B, 2310B, 2320B, 4500NH3-H, 4500-S D, EPA 350.1, 350.2, SW-846 1312, 7470A, 5540C, SM4500H-B, 4500SO3-B, SM3500Cr-D, 4500CN-CE, EPA 245.1, SW-846 9040B, 9040C, 3005A, 3015, EPA 6010B, 6010C, 6020, 6020A, 7196A, 3060A, SW-846 9010C, 9030B. Organic Parameters: SW-846 8260B, 8260C, 8270C, 8270D, 8270C-SIM, 8270D-SIM, 3510C, EPA 608, 624, 625, SW-846 3630C, 5030B, 8011, 8015C, 8081A, 8081B, 8082, 8082A, 8151A, 8330, 1,4-Dioxane by NJ Modified 8270, 8015B, NJ EPH.)

Solid & Chemical Materials (Inorganic Parameters: SW-846, 6010B, 6010C, 6020, 6020A, 7196A, 3060A, 9030B, 1010, 1010A, 1030, 1311, 1312, 3005A, 3050B, 7471A, 7471B, 9010C, 9012B, 9014, 9038, 9040B, 9040C, 9045C, 9045D,

9050A, 9065, 9251. Organic Parameters: SW-846 8015B, 8015C, 8081A, 8081B, 8082, 8082A, 8151A, 8330, 8260B, 8260C, 8270C, 8270D, 8270C-SIM, 8270D-SIM, 3540C, 3546, 3580A, 3620C, 3630C, 5030B, 5035L, 5035H, NJ EPH.)

New York Department of Health Certificate/Lab ID: 11148. ***NELAP Accredited.***
Drinking Water (Inorganic Parameters: SM9223B, 9222B, 9215B, EPA 200.8, 200.7, 245.1, SM5310C, EPA 332.0, SM2320B, EPA 300.0, SM2120B, 4500CN-E, 4500F-C, 4500NO3-F, 2540C, SM 2510B. Organic Parameters: EPA 524.2, 504.1.)

Non-Potable Water (Inorganic Parameters: SM9221E, 9222D, 9221B, 9222B, 9215B, 5210B, 5310C, EPA 410.4, SM5220D, 2310B, 2320B, EPA 200.7, 300.0, SM4500CL-E, 4500F-C, SM15 426C, EPA 350.1, SM4500NH3-BH, EPA 351.1, LACHAT 10-107-06-2, EPA 353.2, SM4500-NO3-F, 4500-NO2-B, 4500P-E, 2340B, 2540C, 2540B, 2540D, EPA 200.8, EPA 6010C, 6020A, EPA 7196A, SM3500Cr-D, EPA 245.1, 7470A, SM2120B, 4500CN-CE, EPA 1664A, EPA 420.1, SM14 510C, EPA 120.1, SM2510B, SM4500S-D, SM5540C, EPA 8315A, 3005A, 3015, 9010C, 9030B. Organic Parameters: EPA 624, 8260C, 8270D, 8270D-SIM, 625, 608, 8081B, 8151A, 8330, 8082A, EPA 3510C, 5030B, 8015C, 8011.)

Solid & Hazardous Waste (Inorganic Parameters: EPA 1010A, 1030, EPA 6010C, 6020A, 7196A, 7471B, 8315A, 9012B, 9014, 9065, 9050A, 9038, 9251, EPA 1311, 1312, 3005A, 3050B, 9010C, 9030B, 9040C, 9045D. Organic Parameters: EPA 8260C, 8270D, 8270D-SIM, 8015C, 8081B, 8151A, 8330, 8082A, 3540C, 3546, 3580A, 5035A-H, 5035A-L.)

North Carolina Department of the Environment and Natural Resources Certificate/Lab ID : 666. (Inorganic Parameters: SM2310B, 2320B, 4500Cl-E, 4500Cn-E, 9012B, 9014, Lachat 10-204-00-1-X, 1010A, 1030, 4500NO3-F, 353.2, 4500P-E, 4500SO4-E, 300.0, 4500S-D, 5310B, 5310C, 6010C, 6020A, 200.7, 200.8, 3500Cr-B, 7196A, 245.1, 7470A, 7471B, 1311,1312. Organic Parameters: 608, 8081B, 8082A, 624, 8260B, 625, 8270D, 8151A, 8015C, 504.1, MA-EPH, MA-VPH.)

Drinking Water Program Certificate/Lab ID: 25700. (Inorganic Parameters: Chloride EPA 300.0. Organic Parameters: 524.2)

Pennsylvania Department of Environmental Protection Certificate/Lab ID : 68-03671. ***NELAP Accredited.***
Drinking Water (Inorganic Parameters: 200.7, 200.8, 300.0, 332.0, 2120B, 2320B, 2510B, 2540C, 4500-CN-CE, 4500F-C, 4500H+-B, 4500NO3-F, 5310C. Organic Parameters: EPA 524.2, 504.1)

Non-Potable Water (Inorganic Parameters: EPA 120.1, 1312, 3005A,3015, 3060A, 200.7, 200.8, 410.4, 1664A, SM2540D, 5210B, 5220D, 4500-P,BE, 245.1, 300.0, 350.1, 350.2, 351.1, 353.2, 420.1, 6010C, 6020A, 7196A, 7470A, 9030B, 2120B, 2310B, 2320B, 2510B, 2540B, 2540C, 3500Cr-D, 426C, 4500CN-CE, 4500Cl-E, 4500F-B, 4500F-C, 4500H+-B, 4500NH3-H, 4500NO2-B, 4500NO3-F, 4500S-D, 4500SO3-B, 5310BCD, 5540C, 9010C, 9040C. Organic Parameters: EPA 3510C, 3630C, 5030B, 625, 624, 608, 8081B, 8082A, 8151A, 8260C, 8270D, 8270D-SIM, 8330, 8015C, NJ-EPH.)

Solid & Hazardous Waste (Inorganic Parameters: EPA 350.1, 1010, 1030, 1311, 1312, 3005A, 3050B, 3060A, 6010C, 6020A, 7196A, 7471B, 9010C, 9012B, 9014, 9040B, 9045D, 9050A, 9065, SM 4500NH3-BH, 9030B, 9038, 9251. Organic Parameters: 3540C, 3546, 3580A, 3620C, 3630C, 5035, 8015C, 8081B, 8082A, 8151A, 8260C, 8270D, 8270D-SIM, 8330, NJ-EPH.)

Rhode Island Department of Health Certificate/Lab ID: LAO00065. ***NELAP Accredited via NJ-DEP.***
Refer to MA-DEP Certificate for Potable and Non-Potable Water.
Refer to NJ-DEP Certificate for Potable and Non-Potable Water.

Texas Commisson on Environmental Quality Certificate/Lab ID: T104704476. ***NELAP Accredited.***
Non-Potable Water (Inorganic Parameters: EPA 120.1, 1664, 200.7, 200.8, 245.1, 245.2, 300.0, 350.1, 351.1, 353.2, 410.4, 420.1, 6010, 6020, 7196, 7470, 9040, SM 2120B, 2310B, 2320B, 2510B, 2540B, 2540C, 2540D, 426C, 4500CL-E, 4500CN-E, 4500F-C, 4500H+B, 4500NH3-H, 4500NO2B, 4500P-E, 4500 $S2^{-}$D, 510C, 5210B, 5220D, 5310C, 5540C. Organic Parameters: EPA 608, 624, 625, 8081, 8082, 8151, 8260, 8270, 8330.)

Solid & Hazardous Waste (Inorganic Parameters: EPA 1311, 1312, 9012, 9014, 9040, 9045, 9050, 9065.)

Virginia Division of Consolidated Laboratory Services Certificate/Lab ID: 460195. ***NELAP Accredited.***
Drinking Water (Inorganic Parameters: EPA 200.7, 200.8, 300.0, 2510B, 2120B, 2540C, 4500CN-CE, 245.1, 2320B, 4500F-C, 4500NO3-F, 4500H+B, 5310C. Organic Parameters: EPA 504.1, 524.2.)

Non-Potable Water (Inorganic Parameters: EPA 120.1, 1664A, 200.7, 200.8, 245.1, 300.0, 350.1, 351.1, 351.2, 3005A, 3015, 1312, 6010B, 6010C, 3060A, 353.2, 420.1, 2340B, 6020, 6020A, SM4500S-D, SM4500-CN-CE, Lachat 10-204-00-1-X, 7196A, 7470A, 2310B, 2320B, 2510B, 2540B, 2540C, 2540D, 3500Cr-D, 426C, 4500Cl-E, 4500F-B, 4500F-C, 4500NH3-H, 4500NO2-B, 4500NO3-F, 4500 SO3-B, 4500H-B, 4500PE, 510AC, 5210B, 5310B 5310C, 5540C, 9010Cm

9030B, 9040C. Organic Parameters: EPA 3510C, 3630C, 5030B, 8260B, 608, 624, 625, 8011, 8015C, 8081A, 8081B, 8082, 8082A, 8151A, 8260C, 8270C, 8270D, 8270C-SIM, 8270D-SIM, 8330,)

Solid & Hazardous Waste (Inorganic Parameters: EPA 1010A, 1030, 3060A, 3050B, 1311, 1312, 6010B, 6010C, 6020, , 7196A, 7471A, 7471B, 6020A, 9010C, 9012B, 9030B, 9014, 9038, 9040C, 9045D, 9251, 9050A, 9065. Organic Parameters: EPA 5030B, 5035, 3540C, 3546, 3550B, 3580A, 3620C, 3630C, 6020A, 8260B, 8260C, 8015B, 8015C, 8081A, 8081B, 8082, 8082A, 8151A, 8270C, 8270D, 8270C-SIM, 8270D-SIM, 8330.)

Department of Defense, L-A-B Certificate/Lab ID: L2217.
Drinking Water (Inorganic Parameters: SM 4500H-B. Organic Parameters: EPA 524.2, 504.1.)

Non-Potable Water (Inorganic Parameters: EPA 200.7, 200.8, 6010B, 6010C, 6020, 6020A, 245.1, 245.2, 7470A, 9040B, 9010B, 180.1. 300.0, 332.0, 6860, 353.2, 410.4, 9060, 1664A, SM 4500CN-E, 4500H-B, 4500NO3-F, 4500CL-D, 5220D, 5310C, 2130B, 2320B, 2540C, 3005A, 3015, 9010B, 9056, 7196A, 3500-Cr-D. Organic Parameters: EPA 8260B, 8260C, 8270C, 8270D, 8270C-SIM, 8270D-SIM, 8330A, 8082, 8082A, 8081A, 8081B, 3510C, 5030B, MassDEP EPH, MassDEP VPH.)

Solid & Hazardous Waste (Inorganic Parameters: EPA 200.7, 6010B, 6010C, 7471A, 6860, 1311, 1312, 3050B, 7196A, 9010B, 9012A, 9040B, 9045C, 3500-CR-D, 4500CN-CE, 2540G, Organic Parameters: EPA 8260B, 8260C, 8270C, 8270D, 8270C-SIM, 8270D-SIM, 8330A/B-prep, 8082, 8082A, 8081A, 8081B, 3540C, 3546, 3580A, 5035A, MassDEP EPH, MassDEP VPH.)

The following analytes are not included in our current NELAP/TNI Scope of Accreditation:
EPA 524.2: Acetone, 2-Butanone (Methyl ethyl ketone (MEK)), Tert-butyl alcohol, 2-Hexanone, Tetrahydrofuran, 1,3,5-Trichlorobenzene, 4-Methyl-2-pentanone (MIBK), Carbon disulfide, Diethyl ether. **EPA 8260B:** 1,2,4,5-Tetramethylbenzene, 4-Ethyltoluene. **EPA 8260 Non-potable water matrix:** Iodomethane (methyl iodide), Methyl methacrylate. **EPA 8260 Soil matrix:** Tert-amyl methyl ether (TAME), Diisopropyl ether (DIPE), Azobenzene. **EPA 8330A:** PETN, Picric Acid, Nitroglycerine, 2,6-DANT, 2,4-DANT. **EPA 8270C:** Methyl naphthalene, Dimethyl naphthalene, Total Methylnapthalenes, Total Dimethylnaphthalenes, 1,4-Diphenylhydrazine. **EPA 625:** 4-Chloroaniline, 4-Methylphenol. Total Phosphorus in a soil matrix, TKN in a soil matrix, NO2 in a soil matrix, NO3 in a soil matrix. **EPA 9071:** Total Petroleum Hydrocarbons, Oil & Grease.

CHAIN OF CUSTODY

PAGE 1 OF 1

Date Rec'd In Lab: 6/28/13

ALPHA Job #: L1312032

ALPHA ANALYTICAL
WESTBORO, MA TEL: 508-898-9220 FAX: 508-898-9193
MANSFIELD, MA TEL: 508-822-9300 FAX: 508-822-3288

Client Information

Client: H2H Associates LLC
Address: 179 River Street
Troy NY 12180
Phone: 518-220-1620
Fax:
Email: LHoose@h2hassociates.com

☐ These samples have been previously analyzed by Alpha

Project Information

Project Name: NEIP-AOC 3
Project Location: Guilderland, NY
Project #: 610.25
Project Manager: Lori Hoose
ALPHA Quote #:

Turn-Around Time

☒ Standard ☒ RUSH (only confirmed if pre-approved!)
Date Due: 7/5/13 Time:

Report Information - Data Deliverables

☐ FAX ☒ EMAIL
☒ ADEx ☐ Add'l Deliverables

Billing Information

☐ Same as Client info PO #:

Regulatory Requirements/Report Limits

State /Fed Program | Criteria

Other Project Specific Requirements/Comments/Detection Limits:

ANALYSIS: TCLP Metals, TCLP SVOC, TCLP VOC, PCBs, TRC-pH, Temperature

SAMPLE HANDLING
Filtration none
☐ Done
☐ Not needed
☐ Lab to do
Preservation
☐ Lab to do
(Please specify below)

ALPHA Lab ID (Lab Use Only)	Sample ID	Collection Date	Collection Time	Sample Matrix	Sampler's Initials	TCLP Metals	TCLP SVOC	TCLP VOC	PCBs	TRC-pH	Temperature	Sample Specific Comments	TOTAL # BOTTLES
12032-01	Purge Water	6/27/13	15:00	water	LAH	1	2	3	2	1		~~Rush~~ Standard	9
02	Trip Blank	6/01/13	1500	water	RPH			X					1
	Temp Blank	6/27/13	~~1500~~	"	—						X		1

Container Type	P250ml	Amber 1000	Vial										
Preservative													

Relinquished By:	Date/Time	Received By:	Date/Time
[signature]	6/27/13 1630	[signature]	6/27/13 1630
[signature]	6-27-13 2143	[signature]	6-27-13 2143
[signature]	6-28-13 0025	William McClendon	6/28/13 0025

Please print clearly, legibly and completely. Samples can not be logged in and turnaround time clock will not start until any ambiguities are resolved. All samples submitted are subject to Alpha's Terms and Conditions. See reverse side.

FORM NO: 01-01 (rev. 14-OCT-07)

ANALYTICAL REPORT

Lab Number:	L1312033
Client:	H2H Associates, LLC 179 River Street Troy, NY 12189
ATTN:	Lori Hoose
Phone:	(518) 270-1620
Project Name:	NEIP-AOC3
Project Number:	610.25
Report Date:	07/08/13

The original project report/data package is held by Alpha Analytical. This report/data package is paginated and should be reproduced only in its entirety. Alpha Analytical holds no responsibility for results and/or data that are not consistent with the original.

Certifications & Approvals: MA (M-MA086), NY (11148), CT (PH-0574), NH (2003), NJ NELAP (MA935), RI (LAO00065), ME (MA00086), PA (68-03671), USDA (Permit #P-330-11-00240), NC (666), TX (T104704476), DOD (L2217), US Army Corps of Engineers.

Eight Walkup Drive, Westborough, MA 01581-1019
508-898-9220 (Fax) 508-898-9193 800-624-9220 - www.alphalab.com

Project Name: NEIP-AOC3
Project Number: 610.25

Lab Number: L1312033
Report Date: 07/08/13

Alpha Sample ID	Client ID	Sample Location	Collection Date/Time
L1312033-01	MW-2	GUILDERLAND, NY	06/27/13 15:15
L1312033-02	MW-4-2	GUILDERLAND, NY	06/27/13 14:20
L1312033-03	TRIP BLANK-6-27-13	GUILDERLAND, NY	06/27/13 00:00
L1312033-04	MW-6	GUILDERLAND, NY	06/27/13 11:40
L1312033-05	DTW-2	GUILDERLAND, NY	06/27/13 10:45
L1312033-06	DUP-1-6-13	GUILDERLAND, NY	06/26/13 00:00
L1312033-07	DTW-1	GUILDERLAND, NY	06/26/13 10:35
L1312033-08	STW-2	GUILDERLAND, NY	06/26/13 13:55
L1312033-09	STW-3	GUILDERLAND, NY	06/26/13 12:15
L1312033-10	MW-5	GUILDERLAND, NY	06/26/13 10:05
L1312033-11	STW-1	GUILDERLAND, NY	06/26/13 15:10

Project Name: NEIP-AOC3
Project Number: 610.25

Lab Number: L1312033
Report Date: 07/08/13

Case Narrative

The samples were received in accordance with the Chain of Custody and no significant deviations were encountered during the preparation or analysis unless otherwise noted. Sample Receipt, Container Information, and the Chain of Custody are located at the back of the report.

Results contained within this report relate only to the samples submitted under this Alpha Lab Number and meet all of the requirements of NELAC, for all NELAC accredited parameters. The data presented in this report is organized by parameter (i.e. VOC, SVOC, etc.). Sample specific Quality Control data (i.e. Surrogate Spike Recovery) is reported at the end of the target analyte list for each individual sample, followed by the Laboratory Batch Quality Control at the end of each parameter. If a sample was re-analyzed or re-extracted due to a required quality control corrective action and if both sets of data are reported, the Laboratory ID of the re-analysis or re-extraction is designated with an "R" or "RE", respectively. When multiple Batch Quality Control elements are reported (e.g. more than one LCS), the associated samples for each element are noted in the grey shaded header line of each data table. Any Laboratory Batch, Sample Specific % recovery or RPD value that is outside the listed Acceptance Criteria is bolded in the report. Performance criteria for CAM and RCP methods allow for some LCS compound failures to occur and still be within method compliance. In these instances, the specific failures are not narrated but are noted in the associated QC table. This information is also incorporated in the Data Usability format for our Data Merger tool where it can be reviewed along with any associated usability implications. Soil/sediments, solids and tissues are reported on a dry weight basis unless otherwise noted. Definitions of all data qualifiers and acronyms used in this report are provided in the Glossary located at the back of the report.

In reference to questions H (CAM) or 4 (RCP) when "NO" is checked, the performance criteria for CAM and RCP methods allow for some quality control failures to occur and still be within method compliance. In these instances the specific failure is not narrated but noted in the associated QC table. The information is also incorporated in the Data Usability format of our Data Merger tool where it can be reviewed along with any associated usability implications.

Please see the associated ADEx data file for a comparison of laboratory reporting limits that were achieved with the regulatory Numerical Standards requested on the Chain of Custody.

HOLD POLICY
For samples submitted on hold, Alpha's policy is to hold samples free of charge for 30 days from the date the project is completed. After 30 days, we will dispose of all samples submitted including those put on hold unless you have contacted your Client Service Representative and made arrangements for Alpha to continue to hold the samples.

Please contact Client Services at 800-624-9220 with any questions.

Project Name: NEIP-AOC3 **Lab Number:** L1312033
Project Number: 610.25 **Report Date:** 07/08/13

Case Narrative (continued)

Report Submission

All non-detect (ND) or estimated concentrations (J-qualified) have been quantitated to the limit noted in the MDL column.

Testing performed for the reported analyses followed the guidelines established under the DoD QSM 4.2, where applicable.

Note: When manual integrations are performed, they are assigned one of the following codes, and can be found on the raw data provided within the data deliverable package.

Manual Integration Codes

M1 Split or tailing peak, auto integration stopped early resulting in false low area count.

M2 Peak not found by automatic integration algorithm.

M3 Misidentification of the peak (i.e. 1,4-dichlorobenzene identified as 1,3-dichlorobenzene), or misidentification from 2 partially resolved peaks not being split.

M4 Poor automated baseline construction.

M5 Manual integration over a retention time range required, i.e. for hydrocarbon range methods.

M6 Misassignment of peak valley by automated integration (poor split of 2 peaks).

M7 A qualifier ion was manually integrated (only for GC/MS data).

M8 Integration of individual analyte eluting on top of an unresolved complex.

M9 Other: Explain on chromatogram.

I, the undersigned, attest under the pains and penalties of perjury that, to the best of my knowledge and belief and based upon my personal inquiry of those responsible for providing the information contained in this analytical report, such information is accurate and complete. This certificate of analysis is not complete unless this page accompanies any and all pages of this report.

Authorized Signature: Michelle M. Morris

Title: Technical Director/Representative Date: 07/08/13

ORGANICS

VOLATILES

Project Name: NEIP-AOC3 **Lab Number:** L1312033

Project Number: 610.25 **Report Date:** 07/08/13

SAMPLE RESULTS

Lab ID:	L1312033-01	Date Collected:	06/27/13 15:15
Client ID:	MW-2	Date Received:	06/27/13
Sample Location:	GUILDERLAND, NY	Field Prep:	Not Specified
Matrix:	Water		
Analytical Method:	1,8260C		
Analytical Date:	07/05/13 10:56		
Analyst:	PD		

Parameter	Result	Qualifier	Units	RL	MDL	Dilution Factor
Volatile Organics by GC/MS - Westborough Lab						
Tetrachloroethene	ND		ug/l	0.500	0.181	1
Vinyl chloride	ND		ug/l	1.00	0.142	1
Trichloroethene	2.08		ug/l	0.500	0.175	1
cis-1,2-Dichloroethene	ND		ug/l	0.500	0.187	1

Surrogate	% Recovery	Qualifier	Acceptance Criteria
1,2-Dichloroethane-d4	102		70-120
Toluene-d8	95		85-120
4-Bromofluorobenzene	101		75-120
Dibromofluoromethane	102		85-115

Project Name: NEIP-AOC3 **Lab Number:** L1312033

Project Number: 610.25 **Report Date:** 07/08/13

SAMPLE RESULTS

Lab ID:	L1312033-02	Date Collected:	06/27/13 14:20
Client ID:	MW-4-2	Date Received:	06/27/13
Sample Location:	GUILDERLAND, NY	Field Prep:	Not Specified
Matrix:	Water		
Analytical Method:	1,8260C		
Analytical Date:	07/05/13 11:22		
Analyst:	PD		

Parameter	Result	Qualifier	Units	RL	MDL	Dilution Factor
Volatile Organics by GC/MS - Westborough Lab						
Tetrachloroethene	ND		ug/l	0.500	0.181	1
Vinyl chloride	ND		ug/l	1.00	0.142	1
Trichloroethene	ND		ug/l	0.500	0.175	1
cis-1,2-Dichloroethene	ND		ug/l	0.500	0.187	1

Surrogate	% Recovery	Qualifier	Acceptance Criteria
1,2-Dichloroethane-d4	101		70-120
Toluene-d8	95		85-120
4-Bromofluorobenzene	101		75-120
Dibromofluoromethane	103		85-115

Project Name: NEIP-AOC3 **Lab Number:** L1312033

Project Number: 610.25 **Report Date:** 07/08/13

SAMPLE RESULTS

Lab ID:	L1312033-03	Date Collected:	06/27/13 00:00
Client ID:	TRIP BLANK-6-27-13	Date Received:	06/27/13
Sample Location:	GUILDERLAND, NY	Field Prep:	Not Specified
Matrix:	Water		
Analytical Method:	1,8260C		
Analytical Date:	07/05/13 11:47		
Analyst:	PD		

Parameter	Result	Qualifier	Units	RL	MDL	Dilution Factor
Volatile Organics by GC/MS - Westborough Lab						
Tetrachloroethene	ND		ug/l	0.500	0.181	1
Vinyl chloride	ND		ug/l	1.00	0.142	1
Trichloroethene	ND		ug/l	0.500	0.175	1
cis-1,2-Dichloroethene	ND		ug/l	0.500	0.187	1

Surrogate	% Recovery	Qualifier	Acceptance Criteria
1,2-Dichloroethane-d4	101		70-120
Toluene-d8	96		85-120
4-Bromofluorobenzene	100		75-120
Dibromofluoromethane	103		85-115

Project Name: NEIP-AOC3 **Lab Number:** L1312033

Project Number: 610.25 **Report Date:** 07/08/13

SAMPLE RESULTS

Lab ID:	L1312033-04	Date Collected:	06/27/13 11:40
Client ID:	MW-6	Date Received:	06/27/13
Sample Location:	GUILDERLAND, NY	Field Prep:	Not Specified
Matrix:	Water		
Analytical Method:	1,8260C		
Analytical Date:	07/05/13 12:13		
Analyst:	PD		

Parameter	Result	Qualifier	Units	RL	MDL	Dilution Factor
Volatile Organics by GC/MS - Westborough Lab						
Tetrachloroethene	ND		ug/l	0.500	0.181	1
Vinyl chloride	ND		ug/l	1.00	0.142	1
Trichloroethene	0.722		ug/l	0.500	0.175	1
cis-1,2-Dichloroethene	ND		ug/l	0.500	0.187	1

Surrogate	% Recovery	Qualifier	Acceptance Criteria
1,2-Dichloroethane-d4	102		70-120
Toluene-d8	95		85-120
4-Bromofluorobenzene	101		75-120
Dibromofluoromethane	104		85-115

Project Name: NEIP-AOC3 **Lab Number:** L1312033

Project Number: 610.25 **Report Date:** 07/08/13

SAMPLE RESULTS

Lab ID:	L1312033-05	Date Collected:	06/27/13 10:45
Client ID:	DTW-2	Date Received:	06/27/13
Sample Location:	GUILDERLAND, NY	Field Prep:	Not Specified
Matrix:	Water		
Analytical Method:	1,8260C		
Analytical Date:	07/05/13 12:38		
Analyst:	PD		

Parameter	Result	Qualifier	Units	RL	MDL	Dilution Factor
Volatile Organics by GC/MS - Westborough Lab						
Tetrachloroethene	ND		ug/l	0.500	0.181	1
Vinyl chloride	ND		ug/l	1.00	0.142	1
Trichloroethene	2.21		ug/l	0.500	0.175	1
cis-1,2-Dichloroethene	0.428	J	ug/l	0.500	0.187	1

Surrogate	% Recovery	Qualifier	Acceptance Criteria
1,2-Dichloroethane-d4	103		70-120
Toluene-d8	96		85-120
4-Bromofluorobenzene	100		75-120
Dibromofluoromethane	104		85-115

Project Name: NEIP-AOC3 **Lab Number:** L1312033

Project Number: 610.25 **Report Date:** 07/08/13

SAMPLE RESULTS

Lab ID:	L1312033-06	Date Collected:	06/26/13 00:00
Client ID:	DUP-1-6-13	Date Received:	06/27/13
Sample Location:	GUILDERLAND, NY	Field Prep:	Not Specified
Matrix:	Water		
Analytical Method:	1,8260C		
Analytical Date:	07/05/13 13:04		
Analyst:	PD		

Parameter	Result	Qualifier	Units	RL	MDL	Dilution Factor
Volatile Organics by GC/MS - Westborough Lab						
Tetrachloroethene	0.724		ug/l	0.500	0.181	1
Vinyl chloride	ND		ug/l	1.00	0.142	1
Trichloroethene	11.2		ug/l	0.500	0.175	1
cis-1,2-Dichloroethene	0.830		ug/l	0.500	0.187	1

Surrogate	% Recovery	Qualifier	Acceptance Criteria
1,2-Dichloroethane-d4	103		70-120
Toluene-d8	95		85-120
4-Bromofluorobenzene	99		75-120
Dibromofluoromethane	104		85-115

Project Name: NEIP-AOC3 **Lab Number:** L1312033

Project Number: 610.25 **Report Date:** 07/08/13

SAMPLE RESULTS

Lab ID:	L1312033-07	Date Collected:	06/26/13 10:35
Client ID:	DTW-1	Date Received:	06/27/13
Sample Location:	GUILDERLAND, NY	Field Prep:	Not Specified
Matrix:	Water		
Analytical Method:	1,8260C		
Analytical Date:	07/05/13 13:30		
Analyst:	PD		

Parameter	Result	Qualifier	Units	RL	MDL	Dilution Factor
Volatile Organics by GC/MS - Westborough Lab						
Tetrachloroethene	ND		ug/l	0.500	0.181	1
Vinyl chloride	1.41		ug/l	1.00	0.142	1
Trichloroethene	7.96		ug/l	0.500	0.175	1
cis-1,2-Dichloroethene	16.0		ug/l	0.500	0.187	1

Surrogate	% Recovery	Qualifier	Acceptance Criteria
1,2-Dichloroethane-d4	103		70-120
Toluene-d8	96		85-120
4-Bromofluorobenzene	99		75-120
Dibromofluoromethane	105		85-115

Project Name: NEIP-AOC3 **Lab Number:** L1312033

Project Number: 610.25 **Report Date:** 07/08/13

SAMPLE RESULTS

Lab ID:	L1312033-08	Date Collected:	06/26/13 13:55
Client ID:	STW-2	Date Received:	06/27/13
Sample Location:	GUILDERLAND, NY	Field Prep:	Not Specified
Matrix:	Water		
Analytical Method:	1,8260C		
Analytical Date:	07/05/13 13:55		
Analyst:	PD		

Parameter	Result	Qualifier	Units	RL	MDL	Dilution Factor
Volatile Organics by GC/MS - Westborough Lab						
Tetrachloroethene	0.267	J	ug/l	0.500	0.181	1
Vinyl chloride	ND		ug/l	1.00	0.142	1
Trichloroethene	6.76		ug/l	0.500	0.175	1
cis-1,2-Dichloroethene	0.501		ug/l	0.500	0.187	1

Surrogate	% Recovery	Qualifier	Acceptance Criteria
1,2-Dichloroethane-d4	101		70-120
Toluene-d8	95		85-120
4-Bromofluorobenzene	99		75-120
Dibromofluoromethane	104		85-115

Project Name: NEIP-AOC3 **Lab Number:** L1312033

Project Number: 610.25 **Report Date:** 07/08/13

SAMPLE RESULTS

Lab ID:	L1312033-09	Date Collected:	06/26/13 12:15
Client ID:	STW-3	Date Received:	06/27/13
Sample Location:	GUILDERLAND, NY	Field Prep:	Not Specified
Matrix:	Water		
Analytical Method:	1,8260C		
Analytical Date:	07/05/13 14:20		
Analyst:	PD		

Parameter	Result	Qualifier	Units	RL	MDL	Dilution Factor
Volatile Organics by GC/MS - Westborough Lab						
Tetrachloroethene	0.772		ug/l	0.500	0.181	1
Vinyl chloride	ND		ug/l	1.00	0.142	1
Trichloroethene	11.5		ug/l	0.500	0.175	1
cis-1,2-Dichloroethene	0.876		ug/l	0.500	0.187	1

Surrogate	% Recovery	Qualifier	Acceptance Criteria
1,2-Dichloroethane-d4	103		70-120
Toluene-d8	96		85-120
4-Bromofluorobenzene	99		75-120
Dibromofluoromethane	104		85-115

Project Name: NEIP-AOC3 **Lab Number:** L1312033

Project Number: 610.25 **Report Date:** 07/08/13

SAMPLE RESULTS

Lab ID:	L1312033-10	Date Collected:	06/26/13 10:05
Client ID:	MW-5	Date Received:	06/27/13
Sample Location:	GUILDERLAND, NY	Field Prep:	Not Specified
Matrix:	Water		
Analytical Method:	1,8260C		
Analytical Date:	07/05/13 14:46		
Analyst:	PD		

Parameter	Result	Qualifier	Units	RL	MDL	Dilution Factor
Volatile Organics by GC/MS - Westborough Lab						
Tetrachloroethene	ND		ug/l	0.500	0.181	1
Vinyl chloride	ND		ug/l	1.00	0.142	1
Trichloroethene	1.96		ug/l	0.500	0.175	1
cis-1,2-Dichloroethene	0.472	J	ug/l	0.500	0.187	1

Surrogate	% Recovery	Qualifier	Acceptance Criteria
1,2-Dichloroethane-d4	102		70-120
Toluene-d8	95		85-120
4-Bromofluorobenzene	100		75-120
Dibromofluoromethane	104		85-115

Project Name: NEIP-AOC3 **Lab Number:** L1312033

Project Number: 610.25 **Report Date:** 07/08/13

SAMPLE RESULTS

Lab ID:	L1312033-11	Date Collected:	06/26/13 15:10
Client ID:	STW-1	Date Received:	06/27/13
Sample Location:	GUILDERLAND, NY	Field Prep:	Not Specified
Matrix:	Water		
Analytical Method:	1,8260C		
Analytical Date:	07/05/13 15:12		
Analyst:	PD		

Parameter	Result	Qualifier	Units	RL	MDL	Dilution Factor
Volatile Organics by GC/MS - Westborough Lab						
Tetrachloroethene	ND		ug/l	0.500	0.181	1
Vinyl chloride	ND		ug/l	1.00	0.142	1
Trichloroethene	3.96		ug/l	0.500	0.175	1
cis-1,2-Dichloroethene	0.284	J	ug/l	0.500	0.187	1

Surrogate	% Recovery	Qualifier	Acceptance Criteria
1,2-Dichloroethane-d4	103		70-120
Toluene-d8	95		85-120
4-Bromofluorobenzene	100		75-120
Dibromofluoromethane	104		85-115

Project Name: NEIP-AOC3 **Lab Number:** L1312033

Project Number: 610.25 **Report Date:** 07/08/13

Method Blank Analysis
Batch Quality Control

Analytical Method: 1,8260C
Analytical Date: 07/05/13 09:40
Analyst: PD

Parameter	Result	Qualifier	Units	RL	MDL
Volatile Organics by GC/MS - Westborough Lab for sample(s): 01-11 Batch: WG619861-3					
Tetrachloroethene	ND		ug/l	0.500	0.181
Vinyl chloride	ND		ug/l	1.00	0.142
Trichloroethene	ND		ug/l	0.500	0.175
cis-1,2-Dichloroethene	ND		ug/l	0.500	0.187

Surrogate	%Recovery	Qualifier	Acceptance Criteria
1,2-Dichloroethane-d4	100		70-120
Toluene-d8	96		85-120
4-Bromofluorobenzene	101		75-120
Dibromofluoromethane	101		85-115

Lab Control Sample Analysis

Batch Quality Control

Project Name: NEIP-AOC3

Project Number: 610.25

Lab Number: L1312033

Report Date: 07/08/13

Parameter	LCS %Recovery	Qual	LCSD %Recovery	Qual	%Recovery Limits	RPD	Qual	RPD Limits
Volatile Organics by GC/MS - Westborough Lab Associated sample(s): 01-11 Batch: WG619861-1 WG619861-2								
Tetrachloroethene	88		91		45-150	3		30
Vinyl chloride	104		104		50-145	0		30
Trichloroethene	96		98		70-125	2		30
cis-1,2-Dichloroethene	96		99		70-125	3		30

Surrogate	LCS %Recovery	Qual	LCSD %Recovery	Qual	Acceptance Criteria
1,2-Dichloroethane-d4	99		99		70-120
Toluene-d8	98		97		85-120
4-Bromofluorobenzene	102		102		75-120
Dibromofluoromethane	103		103		85-115

Matrix Spike Analysis
Batch Quality Control

Project Name: NEIP-AOC3
Project Number: 610.25

Lab Number: L1312033
Report Date: 07/08/13

Parameter	Native Sample	MS Added	MS Found	MS %Recovery	Qual	MSD Found	MSD %Recovery	Qual	Recovery Limits	RPD	Qual	RPD Limits
Volatile Organics by GC/MS - Westborough Lab Associated sample(s): 01-11 QC Batch ID: WG619861-4 WG619861-5 QC Sample: L1312033-01 Client ID: MW-2												
Tetrachloroethene	ND	10	9.17	92		10.1	101		45-150	10		30
Vinyl chloride	ND	10	11.2	113		12.0	120		50-145	7		30
Trichloroethene	2.08	10	12.8	107		13.5	114		70-125	5		30
cis-1,2-Dichloroethene	ND	10	10.5	105		11.1	111		70-125	6		30

Surrogate	MS % Recovery	MS Qualifier	MSD % Recovery	MSD Qualifier	Acceptance Criteria
1,2-Dichloroethane-d4	101		99		70-120
4-Bromofluorobenzene	99		98		75-120
Dibromofluoromethane	106		106		85-115
Toluene-d8	96		97		85-120

Project Name: NEIP-AOC3
Project Number: 610.25

Lab Number: L1312033
Report Date: 07/08/13

Sample Receipt and Container Information

Were project specific reporting limits specified? YES

Reagent H2O Preserved Vials Frozen on: NA

Cooler Information **Custody Seal**

Cooler	
A	Absent

Container Information

Container ID	Container Type	Cooler	pH	Temp deg C	Pres	Seal	Analysis(*)
L1312033-01A	Vial HCl preserved	A	N/A	2.6	Y	Absent	DOD-8260(14)
L1312033-01B	Vial HCl preserved	A	N/A	2.6	Y	Absent	DOD-8260(14)
L1312033-01C	Vial HCl preserved	A	N/A	2.6	Y	Absent	DOD-8260(14)
L1312033-02A	Vial HCl preserved	A	N/A	2.6	Y	Absent	DOD-8260(14)
L1312033-02B	Vial HCl preserved	A	N/A	2.6	Y	Absent	DOD-8260(14)
L1312033-02C	Vial HCl preserved	A	N/A	2.6	Y	Absent	DOD-8260(14)
L1312033-03A	Vial HCl preserved	A	N/A	2.6	Y	Absent	DOD-8260(14)
L1312033-04A	Vial HCl preserved	A	N/A	2.6	Y	Absent	DOD-8260(14)
L1312033-04B	Vial HCl preserved	A	N/A	2.6	Y	Absent	DOD-8260(14)
L1312033-04C	Vial HCl preserved	A	N/A	2.6	Y	Absent	DOD-8260(14)
L1312033-05A	Vial HCl preserved	A	N/A	2.6	Y	Absent	DOD-8260(14)
L1312033-05B	Vial HCl preserved	A	N/A	2.6	Y	Absent	DOD-8260(14)
L1312033-05C	Vial HCl preserved	A	N/A	2.6	Y	Absent	DOD-8260(14)
L1312033-06A	Vial HCl preserved	A	N/A	2.6	Y	Absent	DOD-8260(14)
L1312033-06B	Vial HCl preserved	A	N/A	2.6	Y	Absent	DOD-8260(14)
L1312033-06C	Vial HCl preserved	A	N/A	2.6	Y	Absent	DOD-8260(14)
L1312033-07A	Vial HCl preserved	A	N/A	2.6	Y	Absent	DOD-8260(14)
L1312033-07B	Vial HCl preserved	A	N/A	2.6	Y	Absent	DOD-8260(14)
L1312033-07C	Vial HCl preserved	A	N/A	2.6	Y	Absent	DOD-8260(14)
L1312033-08A	Vial HCl preserved	A	N/A	2.6	Y	Absent	DOD-8260(14)
L1312033-08B	Vial HCl preserved	A	N/A	2.6	Y	Absent	DOD-8260(14)
L1312033-08C	Vial HCl preserved	A	N/A	2.6	Y	Absent	DOD-8260(14)
L1312033-09A	Vial HCl preserved	A	N/A	2.6	Y	Absent	DOD-8260(14)
L1312033-09B	Vial HCl preserved	A	N/A	2.6	Y	Absent	DOD-8260(14)
L1312033-09C	Vial HCl preserved	A	N/A	2.6	Y	Absent	DOD-8260(14)
L1312033-10A	Vial HCl preserved	A	N/A	2.6	Y	Absent	DOD-8260(14)
L1312033-10B	Vial HCl preserved	A	N/A	2.6	Y	Absent	DOD-8260(14)

*Values in parentheses indicate holding time in days

Project Name: NEIP-AOC3
Project Number: 610.25

Lab Number: L1312033
Report Date: 07/08/13

Container Information

Container ID	Container Type	Cooler	pH	Temp deg C	Pres	Seal	Analysis(*)
L1312033-10C	Vial HCl preserved	A	N/A	2.6	Y	Absent	DOD-8260(14)
L1312033-11A	Vial HCl preserved	A	N/A	2.6	Y	Absent	DOD-8260(14)
L1312033-11B	Vial HCl preserved	A	N/A	2.6	Y	Absent	DOD-8260(14)
L1312033-11C	Vial HCl preserved	A	N/A	2.6	Y	Absent	DOD-8260(14)

*Values in parentheses indicate holding time in days

Project Name:	NEIP-AOC3	**Lab Number:**	L1312033
Project Number:	610.25	**Report Date:**	07/08/13

GLOSSARY

Acronyms

EDL - Estimated Detection Limit: This value represents the level to which target analyte concentrations are reported as estimated values, when those target analyte concentrations are quantified below the reporting limit (RL). The EDL includes any adjustments from dilutions, concentrations or moisture content, where applicable. The use of EDLs is specific to the analysis of PAHs using Solid-Phase Microextraction (SPME).

EPA - Environmental Protection Agency.

LCS - Laboratory Control Sample: A sample matrix, free from the analytes of interest, spiked with verified known amounts of analytes or a material containing known and verified amounts of analytes.

LCSD - Laboratory Control Sample Duplicate: Refer to LCS.

LFB - Laboratory Fortified Blank: A sample matrix, free from the analytes of interest, spiked with verified known amounts of analytes or a material containing known and verified amounts of analytes.

MDL - Method Detection Limit: This value represents the level to which target analyte concentrations are reported as estimated values, when those target analyte concentrations are quantified below the reporting limit (RL). The MDL includes any adjustments from dilutions, concentrations or moisture content, where applicable.

MS - Matrix Spike Sample: A sample prepared by adding a known mass of target analyte to a specified amount of matrix sample for which an independent estimate of target analyte concentration is available.

MSD - Matrix Spike Sample Duplicate: Refer to MS.

NA - Not Applicable.

NC - Not Calculated: Term is utilized when one or more of the results utilized in the calculation are non-detect at the parameter's reporting unit.

NI - Not Ignitable.

RL - Reporting Limit: The value at which an instrument can accurately measure an analyte at a specific concentration. The RL includes any adjustments from dilutions, concentrations or moisture content, where applicable.

RPD - Relative Percent Difference: The results from matrix and/or matrix spike duplicates are primarily designed to assess the precision of analytical results in a given matrix and are expressed as relative percent difference (RPD). Values which are less than five times the reporting limit for any individual parameter are evaluated by utilizing the absolute difference between the values; although the RPD value will be provided in the report.

SRM - Standard Reference Material: A reference sample of a known or certified value that is of the same or similar matrix as the associated field samples.

Footnotes

1 - The reference for this analyte should be considered modified since this analyte is absent from the target analyte list of the original method.

Terms

Analytical Method: Both the document from which the method originates and the analytical reference method. (Example: EPA 8260B is shown as 1,8260B.) The codes for the reference method documents are provided in the References section of the Addendum.

Data Qualifiers

A - Spectra identified as "Aldol Condensation Product".

B - The analyte was detected above the reporting limit in the associated method blank. Flag only applies to associated field samples that have detectable concentrations of the analyte at less than five times (5x) the concentration found in the blank. For MCP-related projects, flag only applies to associated field samples that have detectable concentrations of the analyte at less than ten times (10x) the concentration found in the blank. For DOD-related projects, flag only applies to associated field samples that have detectable concentrations of the analyte at less than ten times (10x) the concentration found in the blank AND the analyte was detected above one-half the reporting limit (or above the reporting limit for common lab contaminants) in the associated method blank. For NJ-Air-related projects, flag only applies to associated field samples that have detectable concentrations of the analyte above the reporting limit.

C - Co-elution: The target analyte co-elutes with a known lab standard (i.e. surrogate, internal standards, etc.) for co-extracted analyses.

D - Concentration of analyte was quantified from diluted analysis. Flag only applies to field samples that have detectable concentrations of the analyte.

E - Concentration of analyte exceeds the range of the calibration curve and/or linear range of the instrument.

G - The concentration may be biased high due to matrix interferences (i.e, co-elution) with non-target compound(s). The result should be considered estimated.

H - The analysis of pH was performed beyond the regulatory-required holding time of 15 minutes from the time of sample collection.

I - The RPD between the results for the two columns exceeds the method-specified criteria; however, the lower value has been reported

Report Format: DU Report with "J" Qualifiers

Project Name:	NEIP-AOC3	**Lab Number:**	L1312033
Project Number:	610.25	**Report Date:**	07/08/13

Data Qualifiers

due to obvious interference.

M - Reporting Limit (RL) exceeds the MCP CAM Reporting Limit for this analyte.

NJ - Presumptive evidence of compound. This represents an estimated concentration for Tentatively Identified Compounds (TICs), where the identification is based on a mass spectral library search.

P - The RPD between the results for the two columns exceeds the method-specified criteria.

Q - The quality control sample exceeds the associated acceptance criteria. For DOD-related projects, LCS and/or Continuing Calibration Standard exceedences are also qualified on all associated sample results. Note: This flag is not applicable for matrix spike recoveries when the sample concentration is greater than 4x the spike added or for batch duplicate RPD when the sample concentrations are less than 5x the RL. (Metals only.)

R - Analytical results are from sample re-analysis.

RE - Analytical results are from sample re-extraction.

J - Estimated value. The Target analyte concentration is below the quantitation limit (RL), but above the Method Detection Limit (MDL) or Estimated Detection Limit (EDL) for SPME-related analyses. This represents an estimated concentration for Tentatively Identified Compounds (TICs).

ND - Not detected at the method detection limit (MDL) for the sample, or estimated detection limit (EDL) for SPME-related analyses.

Report Format: DU Report with "J" Qualifiers

Project Name:	NEIP-AOC3	**Lab Number:**	L1312033
Project Number:	610.25	**Report Date:**	07/08/13

REFERENCES

1 Test Methods for Evaluating Solid Waste: Physical/Chemical Methods. EPA SW-846. Third Edition. Updates I - IV, 2007.

The analyses performed on the sample(s) within this report are in accordance with the minimum established guidelines set forth in the Department of Defense Quality Systems Manual, Version 4.2, issued October 25, 2010.

LIMITATION OF LIABILITIES

Alpha Analytical performs services with reasonable care and diligence normal to the analytical testing laboratory industry. In the event of an error, the sole and exclusive responsibility of Alpha Analytical shall be to re-perform the work at it's own expense. In no event shall Alpha Analytical be held liable for any incidental, consequential or special damages, including but not limited to, damages in any way connected with the use of, interpretation of, information or analysis provided by Alpha Analytical.

We strongly urge our clients to comply with EPA protocol regarding sample volume, preservation, cooling, containers, sampling procedures, holding time and splitting of samples in the field.

Certificate/Approval Program Summary

Last revised July 2, 2013 - Westboro Facility

The following list includes only those analytes/methods for which certification/approval is currently held.
For a complete listing of analytes for the referenced methods, please contact your Alpha Customer Service Representative.

Connecticut Department of Public Health Certificate/Lab ID: PH-0574. ***NELAP Accredited Solid Waste/Soil.***

Drinking Water (Inorganic Parameters: Color, pH, Turbidity, Conductivity, Alkalinity, Chloride, Free Residual Chlorine, Fluoride, Calcium Hardness, Sulfate, Nitrate, Nitrite, Aluminum, Antimony, Arsenic, Barium, Beryllium, Cadmium, Calcium, Chromium, Copper, Iron, Lead, Magnesium, Manganese, Mercury, Nickel, Selenium, Silver, Sodium, Thallium, Zinc, Total Dissolved Solids, Total Organic Carbon, Total Cyanide, Perchlorate. Organic Parameters: Volatile Organics 524.2, Total Trihalomethanes 524.2, 1,2-Dibromo-3-chloropropane (DBCP) 504.1, Ethylene Dibromide (EDB) 504.1, 1,4-Dioxane (Mod 8270). Microbiology Parameters: Total Coliform-MF mEndo (SM9222B), Total Coliform – Colilert (SM9223, Enumeration and P/A), E. Coli. – Colilert (SM9223, Enumeration and P/A), HPC – Pour Plate (SM9215B), Fecal Coliform – MF m-FC (SM9222D), Fecal Coliform-EC Medium (SM 9221E).

Wastewater/Non-Potable Water (Inorganic Parameters: Color, pH, Conductivity, Acidity, Alkalinity, Chloride, Total Residual Chlorine, Fluoride, Total Hardness, Silica, Sulfate, Sulfide, Ammonia, Kjeldahl Nitrogen, Nitrate, Nitrite, O-Phosphate, Total Phosphorus, Aluminum, Antimony, Arsenic, Barium, Beryllium, Boron, Cadmium, Calcium, Chromium, Hexavalent Chromium, Cobalt, Copper, Iron, Lead, Magnesium, Manganese, Mercury, Molybdenum, Nickel, Potassium, Selenium, Silver, Sodium, Strontium, Thallium, Tin, Titanium, Vanadium, Zinc, Total Residue (Solids), Total Dissolved Solids, Total Suspended Solids (non-filterable), BOD, CBOD, COD, TOC, Total Cyanide, Phenolics, Foaming Agents (MBAS), Bromide, Oil and Grease. Organic Parameters: PCBs, Organochlorine Pesticides, Technical Chlordane, Toxaphene, Acid Extractables (Phenols), Benzidines, Phthalate Esters, Nitrosamines, Nitroaromatics & Isophorone, Polynuclear Aromatic Hydrocarbons, Haloethers, Chlorinated Hydrocarbons, Volatile Organics, TPH (HEM/SGT), CT-Extractable Petroleum Hydrocarbons (ETPH), MA-EPH, MA-VPH. Microbiology Parameters: Total Coliform – MF mEndo (SM9222B), Total Coliform – MTF (SM9221B), E. Coli – Colilert (SM9223 Enumeration), HPC – Pour Plate (SM9215B), Fecal Coliform – MF m-FC (SM9222D), Fecal Coliform – A-1 Broth (SM9221E), Enterococcus - Enterolert.

Solid Waste/Soil (Inorganic Parameters: pH, Sulfide, Aluminum, Antimony, Arsenic, Barium, Beryllium, Boron, Cadmium, Calcium, Chromium, Hexavalent Chromium, Cobalt, Copper, Iron, Lead, Magnesium, Manganese, Mercury, Molybdenum, Nickel, Potassium, Selenium, Silver, Sodium, Thallium, Tin, Vanadium, Zinc, Total Cyanide, Ignitability, Phenolics, Corrosivity, TCLP Leach (1311), SPLP Leach (1312 metals only), Reactivity. Organic Parameters: PCBs, PCBs in Oil, Organochlorine Pesticides, Technical Chlordane, Toxaphene, CT-Extractable Petroleum Hydrocarbons (ETPH), MA-EPH, MA-VPH, Dicamba, 2,4-D, 2,4,5-T, 2,4,5-TP(Silvex), Dalapon, Volatile Organics (SW 8260), Acid Extractables (Phenols) (SW 8270), Benzidines (SW 8270), Phthalates (SW 8270), Nitrosamines (SW 8270), Nitroaromatics & Cyclic Ketones (SW 8270), PAHs (SW 8270), Haloethers (SW 8270), Chlorinated Hydrocarbons (SW 8270).)

State of Illinois Certificate/Lab ID: 003155. ***NELAP Accredited.***
Drinking Water (Inorganic Parameters: SM2120B, 2320B, 2510B, 2540C, SM4500CN-CE, 4500F-C, 4500H-B, 4500NO3-F, 5310C, EPA 200.7, 200.8, 245.1, 300.0. Organic Parameters: EPA 504.1, 524.2.)

Wastewater/Non-Potable Water (Inorganic Parameters: SM2120B, 2310B, 2320B, 2340B, 2510B, 2540B, 2540C, 2540D, SM4500CL-E, 4500CN-E, 4500F-C, 4500H-B, 4500NH3-H, 4500NO2-B, 4500NO3-F, 4500P-E, 4500S-D, 4500SO3-B, 5210B, 5220D, 5310C, 5540C, EPA 120.1, 1664A, 200.7, 200.8, 245.1, 300.0, 350.1, 351.1, 353.2, 410.4, 420.1. Organic Parameters: EPA 608, 624, 625.)

Hazardous and Solid Waste (Inorganic Parameters: EPA 1010A, 1030, 1311, 1312, 6010C, 6020A, 7196A, 7470A, 7471B, 9012B, 9014, 9038, 9040C, 9045D, 9050A, 9065, 9251. Organic Parameters: 8011 (NPW only), 8015C, 8081B, 8082A, 8151A, 8260C, 8270D, 8315A, 8330.)

Maine Department of Human Services Certificate/Lab ID: 2009024.
Drinking Water (Inorganic Parameters: SM9215B, 9222D, 9223B, EPA 180.1, 353.2, SM2120B, 2130B, 2320B, 2510C, 2540C, 4500Cl-D, 4500CN-C, 4500CN-E, 4500F-C, 4500H+B, 4500NO3-F, 5310C, EPA 200.7, EPA 200.8, 245.1, EPA 300.0. Organic Parameters: 504.1, 524.2.)

Wastewater/Non-Potable Water (Inorganic Parameters: EPA 120.1, 1664A, 300.0, 350.1, 351.1, 353.2, 410.4, 420.1, 8315A, 9010C, SM2120B, 2310B, 2320B, 2510B, 2540B, 2540C, 2540D, 426C, 4500Cl-E, 4500CN-C, 4500CN-E, 4500F-B, 4500F-C, 4500H+B, 4500Norg-C, 4500NH3-B, 4500NH3-H, 4500NO2-B, 4500NO3-F, 4500P-B, 4500P-E, 4500S2-D, 4500SO3-B, 5540C, 5210B, 5220D, 5310C, 9010B, 9030B, 9040C, 7470A, 7196A, 2340B, EPA 200.7, 6010C, 200.8, 6020A, 245.1, 1311, 1312, 3005A, Enterolert, 9223B, 9222D. Organic Parameters: 608, 624, 625, 8011, 8081B, 8082A, 8330, 8151A, 8260C, 8270D, 3510C, 3630C, 5030B, ME-DRO, ME-GRO, MA-EPH, MA-VPH.)

Solid Waste/Soil (Inorganic Parameters: 9010B, 9012A, 9014, 9040B, 9045C, 6010C, 6020A, 7471B, 7196A, 9050A, 1010, 1030, 9065, 1311, 1312, 3005A, 3050B, 9038, 9251. Organic Parameters: ME-DRO, ME-GRO, MA-EPH, MA-VPH, 8260C, 8270D, 8330, 8151A, 8081B, 8082A, 3540C, 3546, 3580A, 3620C, 3630C, 5030B, 5035.)

Massachusetts Department of Environmental Protection Certificate/Lab ID: M-MA086.
*Drinking Water (*Inorganic Parameters: (EPA 200.8 for: Sb,As,Ba,Be,Cd,Cr,Cu,Pb,Ni,Se,Tl) (EPA 200.7 for: Ba,Be,Ca,Cd,Cr,Cu,Na,Ni) 245.1, (300.0 for: Nitrate-N, Fluoride, Sulfate); (EPA 353.2 for: Nitrate-N, Nitrite-N); (SM4500NO3-F for: Nitrate-N and Nitrite-N); 4500F-C, 4500CN-CE, EPA 180.1, SM2130B, SM4500Cl-D, 2320B, SM2540C, SM4500H-B. Organic Parameters: (EPA 524.2 for: Trihalomethanes, Volatile Organics); (504.1 for: 1,2-Dibromoethane, 1,2-Dibromo-3-Chloropropane), EPA 332. Microbiology Parameters: SM9215B; ENZ. SUB. SM9223; ColilertQT SM9223B; MF-SM9222D.)

*Non-Potable Water (*Inorganic Parameters:, (EPA 200.8 for: Al,Sb,As,Be,Cd,Cr,Cu,Pb,Mn,Ni,Se,Ag,Tl,Zn); (EPA 200.7 for: Al,Sb,As,Be,Cd,Ca,Cr,Co,Cu,Fe,Pb,Mg,Mn,Mo,Ni,K,Se,Ag,Na,Sr,Ti,Tl,V,Zn); 245.1, SM4500H,B, EPA 120.1, SM2510B, 2540C, 2340B, 2320B, 4500CL-E, 4500F-BC, 426C, SM4500NH3-BH, (EPA 350.1 for: Ammonia-N), LACHAT 10-107-06-1-B for Ammonia-N, SM4500NO3-F, 353.2 for Nitrate-N, SM4500NH3-BC-NES, EPA 351.1, SM4500P-E, 4500P-B,E, 5220D, EPA 410.4, SM 5210B, 5310C, 4500CL-D, EPA 1664, SM14 510AC, EPA 420.1, SM4500-CN-CE, SM2540D.
Organic Parameters: (EPA 624 for Volatile Halocarbons, Volatile Aromatics),(608 for: Chlordane, Toxaphene, Aldrin, alpha-BHC, beta-BHC, gamma-BHC, delta-BHC, Dieldrin, DDD, DDE, DDT,Endosulfan I, Endosulfan II, Endosulfan sulfate, Endrin, Endrin Aldehyde, Heptachlor, Heptachlor Epoxide, PCBs-Water), (EPA 625 for SVOC Acid Extractables and SVOC Base/Neutral Extractables), 600/4-81-045-PCB-Oil. Microbiology Parameters: (ColilertQT SM9223B; Enterolert-QT: SM9222D-MF.)

New Hampshire Department of Environmental Services Certificate/Lab ID: 200307. ***NELAP Accredited.***
Drinking Water (Inorganic Parameters: SM 9222B, 9223B, 9215B, EPA 200.7, 200.8, 300.0, SM4500CN-E, 4500H+B, 4500NO3-F, 2320B, 2510B, 2540C, 4500F-C, 5310C, 2120B, EPA 332.0. Organic Parameters: 504.1, 524.2.)

Non-Potable Water (Inorganic Parameters: SM9222D, 9221B, 9222B, 9221E-EC, EPA 3005A, 200.7, 200.8, 245.1, SW-846 6010C, 6020A, 7196A, 7470A, SM3500-CR-D, EPA 120.1, 300.0, 350.1, 350.2, 351.1, 353.2, 410.4, 420.1, 426C, 1664A, SW-846 9010B, 9010C, 9030, 9040B, 9040C, SM2120B, 2310B, 2320B, 2340B, 2540B, 2540D, 4500H+B, 4500CL-E, 4500CN-E, 4500NH3-H, 4500NO3-F, 4500NO2-B, 4500P-E, 4500-S2-D, 4500SO3-B, 5210B, 5220D, 2510B, 2540C, 4500F-C, 5310C, 5540C, LACHAT 10-204-00-1-A, LACHAT 10-107-06-2-D, 3060A. Organic Parameters: SW-846 3510C, 3630C, 5030B, 8260C, 8270D, 8330, EPA 624, 625, 608, SW-846 8082A, 8081B, 8015C, 8151A, 8330, 8270D-SIM.)

Solid & Chemical Materials (Inorganic Parameters: SW-846 6010C, 6020A, 7196A, 7471B, 1010, 1010A, 1030, 9010C, 9012B, 9014, 9030B, 9040C, 9045C, 9045D, 9050, 9065, 9251, 1311, 1312, 3005A, 3050B, 3060A. Organic Parameters: SW-846 3540C, 3546, 3050B, 3580A, 3620D, 3630C, 5030B, 5035, 8260C, 8270D, 8270D-SIM, 8330, 8151A, 8015B, 8015C, 8082A, 8081B.)

New Hampshire Department of Environmental Services Certificate/Lab ID: 2064. ***NELAP Accredited.***
Drinking Water (Organic Parameters: **EPA 524.2:** Di-isopropyl ether (DIPE), Ethyl-t-butyl ether (ETBE), Tert-amyl methyl ether (TAME)).

Non-Potable Water (Organic Parameters: **EPA 8260C:** 1,3,5-Trichlorobenzene. **EPA 8015C(M):** TPH.)

Solid & Chemical Materials (Organic Parameters: **EPA 8260C:** 1,3,5-Trichlorobenzene.)

New Jersey Department of Environmental Protection Certificate/Lab ID: MA935. ***NELAP Accredited.***
Drinking Water (Inorganic Parameters: SM9222B, 9221E, 9223B, 9215B, 4500CN-CE, 4500NO3-F, 4500F-C, EPA 300.0, 200.7, 200.8, 245.1, 2540C, SM2120B, 2320B, 2510B, 5310C, SM4500H-B. Organic Parameters: EPA 332, 504.1, 524.2.)

Non-Potable Water (Inorganic Parameters: SM5210B, EPA 410.4, SM5220D, 4500Cl-E, EPA 300.0, SM2120B, 2340B, SM4500F-BC, EPA 200.7, 200.8, 351.1, LACHAT 10-107-06-2-D, EPA 353.2, SM4500NO3-F, 4500NO2-B, EPA 1664A, SM5310B, C or D, 4500-PE, EPA 420.1, SM510ABC, SM4500P-B5+E, 2540B, 2540C, 2540D, EPA 120.1, SM2510B, SM15 426C, 9222D, 9221B, 9221C, 9221E, 9222B, 9215B, 2310B, 2320B, 4500NH3-H, 4500-S D, EPA 350.1, 350.2, SW-846 1312, 7470A, 5540C, SM4500H-B, 4500SO3-B, SM3500Cr-D, 4500CN-CE, EPA 245.1, SW-846 9040B, 9040C, 3005A, 3015, EPA 6010B, 6010C, 6020, 6020A, 7196A, 3060A, SW-846 9010C, 9030B. Organic Parameters: SW-846 8260B, 8260C, 8270C, 8270D, 8270C-SIM, 8270D-SIM, 3510C, EPA 608, 624, 625, SW-846 3630C, 5030B, 8011, 8015C, 8081A, 8081B, 8082, 8082A, 8151A, 8330, 1,4-Dioxane by NJ Modified 8270, 8015B, NJ EPH.)

Solid & Chemical Materials (Inorganic Parameters: SW-846, 6010B, 6010C, 6020, 6020A, 7196A, 3060A, 9030B, 1010, 1010A, 1030, 1311, 1312, 3005A, 3050B, 7471A, 7471B, 9010C, 9012B, 9014, 9038, 9040B, 9040C, 9045C, 9045D,

9050A, 9065, 9251. Organic Parameters: SW-846 8015B, 8015C, 8081A, 8081B, 8082, 8082A, 8151A, 8330, 8260B, 8260C, 8270C, 8270D, 8270C-SIM, 8270D-SIM, 3540C, 3546, 3580A, 3620C, 3630C, 5030B, 5035L, 5035H, NJ EPH.)

New York Department of Health Certificate/Lab ID: 11148. ***NELAP Accredited.***
Drinking Water (Inorganic Parameters: SM9223B, 9222B, 9215B, EPA 200.8, 200.7, 245.1, SM5310C, EPA 332.0, SM2320B, EPA 300.0, SM2120B, 4500CN-E, 4500F-C, 4500NO3-F, 2540C, SM 2510B. Organic Parameters: EPA 524.2, 504.1.)

Non-Potable Water (Inorganic Parameters: SM9221E, 9222D, 9221B, 9222B, 9215B, 5210B, 5310C, EPA 410.4, SM5220D, 2310B, 2320B, EPA 200.7, 300.0, SM4500CL-E, 4500F-C, SM15 426C, EPA 350.1, SM4500NH3-BH, EPA 351.1, LACHAT 10-107-06-2, EPA 353.2, SM4500-NO3-F, 4500-NO2-B, 4500P-E, 2340B, 2540C, 2540B, 2540D, EPA 200.8, EPA 6010C, 6020A, EPA 7196A, SM3500Cr-D, EPA 245.1, 7470A, SM2120B, 4500CN-CE, EPA 1664A, EPA 420.1, SM14 510C, EPA 120.1, SM2510B, SM4500S-D, SM5540C, EPA 8315A, 3005A, 3015, 9010C, 9030B. Organic Parameters: EPA 624, 8260C, 8270D, 8270D-SIM, 625, 608, 8081B, 8151A, 8330, 8082A, EPA 3510C, 5030B, 8015C, 8011.)

Solid & Hazardous Waste (Inorganic Parameters: EPA 1010A, 1030, EPA 6010C, 6020A, 7196A, 7471B, 8315A, 9012B, 9014, 9065, 9050A, 9038, 9251, EPA 1311, 1312, 3005A, 3050B, 9010C, 9030B, 9040C, 9045D. Organic Parameters: EPA 8260C, 8270D, 8270D-SIM, 8015C, 8081B, 8151A, 8330, 8082A, 3540C, 3546, 3580A, 5035A-H, 5035A-L.)

North Carolina Department of the Environment and Natural Resources Certificate/Lab ID : 666. (Inorganic Parameters: SM2310B, 2320B, 4500Cl-E, 4500Cn-E, 9012B, 9014, Lachat 10-204-00-1-X, 1010A, 1030, 4500NO3-F, 353.2, 4500P-E, 4500SO4-E, 300.0, 4500S-D, 5310B, 5310C, 6010C, 6020A, 200.7, 200.8, 3500Cr-B, 7196A, 245.1, 7470A, 7471B, 1311,1312. Organic Parameters: 608, 8081B, 8082A, 624, 8260B, 625, 8270D, 8151A, 8015C, 504.1, MA-EPH, MA-VPH.)

Drinking Water Program Certificate/Lab ID: 25700. (Inorganic Parameters: Chloride EPA 300.0. Organic Parameters: 524.2)

Pennsylvania Department of Environmental Protection Certificate/Lab ID : 68-03671. ***NELAP Accredited.***
Drinking Water (Inorganic Parameters: 200.7, 200.8, 300.0, 332.0, 2120B, 2320B, 2510B, 2540C, 4500-CN-CE, 4500F-C, 4500H+-B, 4500NO3-F, 5310C. Organic Parameters: EPA 524.2, 504.1)

Non-Potable Water (Inorganic Parameters: EPA 120.1, 1312, 3005A,3015, 3060A, 200.7, 200.8, 410.4, 1664A, SM2540D, 5210B, 5220D, 4500-P,BE, 245.1, 300.0, 350.1, 350.2, 351.1, 353.2, 420.1, 6010C, 6020A, 7196A, 7470A, 9030B, 2120B, 2310B, 2320B, 2510B, 2540B, 2540C, 3500Cr-D, 426C, 4500CN-CE, 4500Cl-E, 4500F-B, 4500F-C, 4500H+-B, 4500NH3-H, 4500NO2-B, 4500NO3-F, 4500S-D, 4500SO3-B, 5310BCD, 5540C, 9010C, 9040C. Organic Parameters: EPA 3510C, 3630C, 5030B, 625, 624, 608, 8081B, 8082A, 8151A, 8260C, 8270D, 8270D-SIM, 8330, 8015C, NJ-EPH.)

Solid & Hazardous Waste (Inorganic Parameters: EPA 350.1, 1010, 1030, 1311, 1312, 3005A, 3050B, 3060A, 6010C, 6020A, 7196A, 7471B, 9010C, 9012B, 9014, 9040B, 9045D, 9050A, 9065, SM 4500NH3-BH, 9030B, 9038, 9251. Organic Parameters: 3540C, 3546, 3580A, 3620C, 3630C, 5035, 8015C, 8081B, 8082A, 8151A, 8260C, 8270D, 8270D-SIM, 8330, NJ-EPH.)

Rhode Island Department of Health Certificate/Lab ID: LAO00065. ***NELAP Accredited via NJ-DEP.***
Refer to MA-DEP Certificate for Potable and Non-Potable Water.
Refer to NJ-DEP Certificate for Potable and Non-Potable Water.

Texas Commisson on Environmental Quality Certificate/Lab ID: T104704476. ***NELAP Accredited.***
Non-Potable Water (Inorganic Parameters: EPA 120.1, 1664, 200.7, 200.8, 245.1, 245.2, 300.0, 350.1, 351.1, 353.2, 410.4, 420.1, 6010, 6020, 7196, 7470, 9040, SM 2120B, 2310B, 2320B, 2510B, 2540B, 2540C, 2540D, 426C, 4500CL-E, 4500CN-E, 4500F-C, 4500H+B, 4500NH3-H, 4500NO2B, 4500P-E, 4500 $S2^{-}$D, 510C, 5210B, 5220D, 5310C, 5540C. Organic Parameters: EPA 608, 624, 625, 8081, 8082, 8151, 8260, 8270, 8330.)

Solid & Hazardous Waste (Inorganic Parameters: EPA 1311, 1312, 9012, 9014, 9040, 9045, 9050, 9065.)

Virginia Division of Consolidated Laboratory Services Certificate/Lab ID: 460195. ***NELAP Accredited.***
Drinking Water (Inorganic Parameters: EPA 200.7, 200.8, 300.0, 2510B, 2120B, 2540C, 4500CN-CE, 245.1, 2320B, 4500F-C, 4500NO3-F, 4500H+B, 5310C. Organic Parameters: EPA 504.1, 524.2.)

Non-Potable Water (Inorganic Parameters: EPA 120.1, 1664A, 200.7, 200.8, 245.1, 300.0, 350.1, 351.1, 351.2, 3005A, 3015, 1312, 6010B, 6010C, 3060A, 353.2, 420.1, 2340B, 6020, 6020A, SM4500S-D, SM4500-CN-CE, Lachat 10-204-00-1-X, 7196A, 7470A, 2310B, 2320B, 2510B, 2540B, 2540C, 2540D, 3500Cr-D, 426C, 4500Cl-E, 4500F-B, 4500F-C, 4500NH3-H, 4500NO2-B, 4500NO3-F, 4500 SO3-B, 4500H-B, 4500PE, 510AC, 5210B, 5310B 5310C, 5540C, 9010Cm

9030B, 9040C. Organic Parameters: EPA 3510C, 3630C, 5030B, 8260B, 608, 624, 625, 8011, 8015C, 8081A, 8081B, 8082, 8082A, 8151A, 8260C, 8270C, 8270D, 8270C-SIM, 8270D-SIM, 8330,)

Solid & Hazardous Waste (Inorganic Parameters: EPA 1010A, 1030, 3060A, 3050B, 1311, 1312, 6010B, 6010C, 6020, , 7196A, 7471A, 7471B, 6020A, 9010C, 9012B, 9030B, 9014, 9038, 9040C, 9045D, 9251, 9050A, 9065. Organic Parameters: EPA 5030B, 5035, 3540C, 3546, 3550B, 3580A, 3620C, 3630C, 6020A, 8260B, 8260C, 8015B, 8015C, 8081A, 8081B, 8082, 8082A, 8151A, 8270C, 8270D, 8270C-SIM, 8270D-SIM, 8330.)

Department of Defense, L-A-B Certificate/Lab ID: L2217.
Drinking Water (Inorganic Parameters: SM 4500H-B. Organic Parameters: EPA 524.2, 504.1.)

Non-Potable Water (Inorganic Parameters: EPA 200.7, 200.8, 6010B, 6010C, 6020, 6020A, 245.1, 245.2, 7470A, 9040B, 9010B, 180.1. 300.0, 332.0, 6860, 353.2, 410.4, 9060, 1664A, SM 4500CN-E, 4500H-B, 4500NO3-F, 4500CL-D, 5220D, 5310C, 2130B, 2320B, 2540C, 3005A, 3015, 9010B, 9056, 7196A, 3500-Cr-D. Organic Parameters: EPA 8260B, 8260C, 8270C, 8270D, 8270C-SIM, 8270D-SIM, 8330A, 8082, 8082A, 8081A, 8081B, 3510C, 5030B, MassDEP EPH, MassDEP VPH.)

Solid & Hazardous Waste (Inorganic Parameters: EPA 200.7, 6010B, 6010C, 7471A, 6860, 1311, 1312, 3050B, 7196A, 9010B, 9012A, 9040B, 9045C, 3500-CR-D, 4500CN-CE, 2540G, Organic Parameters: EPA 8260B, 8260C, 8270C, 8270D, 8270C-SIM, 8270D-SIM, 8330A/B-prep, 8082, 8082A, 8081A, 8081B, 3540C, 3546, 3580A, 5035A, MassDEP EPH, MassDEP VPH.)

The following analytes are not included in our current NELAP/TNI Scope of Accreditation:
EPA 524.2: Acetone, 2-Butanone (Methyl ethyl ketone (MEK)), Tert-butyl alcohol, 2-Hexanone, Tetrahydrofuran, 1,3,5-Trichlorobenzene, 4-Methyl-2-pentanone (MIBK), Carbon disulfide, Diethyl ether. **EPA 8260B:** 1,2,4,5-Tetramethylbenzene, 4-Ethyltoluene. **EPA 8260 Non-potable water matrix:** Iodomethane (methyl iodide), Methyl methacrylate. **EPA 8260 Soil matrix:** Tert-amyl methyl ether (TAME), Diisopropyl ether (DIPE), Azobenzene. **EPA 8330A:** PETN, Picric Acid, Nitroglycerine, 2,6-DANT, 2,4-DANT. **EPA 8270C:** Methyl naphthalene, Dimethyl naphthalene, Total Methylnapthalenes, Total Dimethylnaphthalenes, 1,4-Diphenylhydrazine. **EPA 625:** 4-Chloroaniline, 4-Methylphenol. Total Phosphorus in a soil matrix, TKN in a soil matrix, NO2 in a soil matrix, NO3 in a soil matrix. **EPA 9071:** Total Petroleum Hydrocarbons, Oil & Grease.

CHAIN OF CUSTODY

PAGE 1 OF 2

Date Rec'd in Lab: 6/27/13

ALPHA Job #: W3/2033

ALPHA ANALYTICAL
WESTBORO, MA TEL: 508-898-9220 FAX: 508-898-9193
MANSFIELD, MA TEL: 508-822-9300 FAX: 508-822-3288

Client Information

Client: H2H Associates
Address: 179 River Street
Troy NY 12180
Phone: 518-270-1620
Fax:
Email: LHoose@h2hassociates.com

☐ These samples have been previously analyzed by Alpha

Project Information

Project Name: NEIP - AOC3
Project Location: Guilderland, NY
Project #: 610.25
Project Manager: Lori Hoose
ALPHA Quote #:

Turn-Around Time

☒ Standard ☐ RUSH (only confirmed if pre-approved!)

Date Due: 7/5/13 Time:

Report Information - Data Deliverables

☐ FAX ☒ EMAIL
☒ ADEx ☐ Add'l Deliverables

Billing Information

☐ Same as Client info PO #:

Regulatory Requirements/Report Limits

State /Fed Program Criteria CLP Equivalent Data Package

Other Project Specific Requirements/Comments/Detection Limits:

ANALYSIS: PCE, TCE, cis-1, 2-DCE and Vinyl chloride 8260C

SAMPLE HANDLING
Filtration None
☐ Done
☐ Not needed
☐ Lab to do
Preservation
☐ Lab to do
(Please specify below)

ALPHA Lab ID (Lab Use Only)	Sample ID	Collection Date	Collection Time	Sample Matrix	Sampler's Initials	PCE, TCE, cis-1, 2-DCE and Vinyl chloride 8260C	Sample Specific Comments	TOTAL # BOTTLES
12033.1	MW-2	6/27/13	1515	GW	[illegible]	X		3
.2	MW-4-2	6/27/13	1420	GW	[illegible]	X		3
.3	Trip Blank - 6-27-13	6/10/13	—	~~RPH~~ W	RPH	X		1
.4	MW-6	6/27/13	1140	GW	[illegible]	X		3
.5	DTW-2	6/27/13	1045	GW	[illegible]	X		3
.6	Dup-1-6-13	6/26/13	—	GW	[illegible]	X		3
.7	DTW-1	6/26/13	1035	GW	[illegible]	X		3
.8	STW-2	6/26/13	1355	GW	[illegible]	X		3
.9	STW-3	6/26/13	1215	GW	[illegible]	X		3
.10	MW-5	6/26/13	1005	GW	[illegible]	X		3

Container Type	V
Preservative	B

Relinquished By:	Date/Time	Received By:	Date/Time
[signature]	6/27/13 1630	[signature]	6/27/13 1630
[signature]	6-27-13 2140	[signature]	6-27-13 2140
Gil Donato	6-28-13 2025	Richard Scott	6/28/13 2025

Please print clearly, legibly and completely. Samples can not be logged in and turnaround time clock will not start until any ambiguities are resolved. All samples submitted are subject to Alpha's Terms and Conditions. See reverse side.

FORM NO: 01-01 (rev. 14-OCT-07)

CHAIN OF CUSTODY

PAGE 2 OF 2

Date Rec'd in Lab: 6/27/13

ALPHA Job #: L1312033

ALPHA ANALYTICAL
WESTBORO, MA TEL: 508-898-9220 FAX: 508-898-9193
MANSFIELD, MA TEL: 508-822-9300 FAX: 508-822-3288

Client Information

Client: H2H Associates
Address: 179 River Street
Troy NY 12180
Phone: 518-270-1620
Fax:
Email: LHoose@h2hassociates.com

☐ These samples have been previously analyzed by Alpha

Project Information

Project Name: NEIP-AOC3
Project Location: Guilderland, NY
Project #: 610.25
Project Manager: Lori Hoose
ALPHA Quote #:

Turn-Around Time

☒ Standard ☐ RUSH (only confirmed if pre-approved!)

Date Due: 7/5/13 Time:

Report Information - Data Deliverables

☐ FAX ☒ EMAIL
☒ ADEx ☐ Add'l Deliverables

Billing Information

☐ Same as Client info PO #:

Regulatory Requirements/Report Limits

State/Fed Program Criteria CLP Equivalent Data Package

Other Project Specific Requirements/Comments/Detection Limits:

ANALYSIS: PLE, TCE, cis-1, 2-DCE, and vinyl chloride by 8260; Temperature

SAMPLE HANDLING
Filtration None
☐ Done
☐ Not needed
☐ Lab to do
Preservation
☐ Lab to do
(Please specify below)

ALPHA Lab ID (Lab Use Only)	Sample ID	Collection Date	Collection Time	Sample Matrix	Sampler's Initials	PLE, TCE, cis-1, 2-DCE, and vinyl chloride by 8260	Temperature	Sample Specific Comments	TOTAL # BOTTLES
12033.11	STU-1	6/26/13	1510	GW	(N)	X			3
.12	Temperature Blank	6/27/13	—	W	—		X		1

Container Type	V	P
Preservative	B	A

Relinquished By:	Date/Time	Received By:	Date/Time
[signature]	6/27/13 1630	[signature]	6/27/13 1630
[signature]	6-27-13 2140	[signature]	6-27-13 2140
[signature]	6-28-13 0025	Richard Scott	6/28/13 0025

Please print clearly, legibly and completely. Samples can not be logged in and turnaround time clock will not start until any ambiguities are resolved. All samples submitted are subject to Alpha's Terms and Conditions. See reverse side.

FORM NO: 01-01 (rev. 14-OCT-07)

ANALYTICAL REPORT

Lab Number:	L1311816
Client:	H2H Associates, LLC 179 River Street Troy, NY 12189
ATTN:	Lori Hoose
Phone:	(518) 270-1620
Project Name:	AOC#3
Project Number:	610.25
Report Date:	07/05/13

The original project report/data package is held by Alpha Analytical. This report/data package is paginated and should be reproduced only in its entirety. Alpha Analytical holds no responsibility for results and/or data that are not consistent with the original.

Certifications & Approvals: MA (M-MA086), NY (11148), CT (PH-0574), NH (2003), NJ NELAP (MA935), RI (LAO00065), ME (MA00086), PA (68-03671), USDA (Permit #P-330-11-00240), NC (666), TX (T104704476), DOD (L2217), US Army Corps of Engineers.

Eight Walkup Drive, Westborough, MA 01581-1019
508-898-9220 (Fax) 508-898-9193 800-624-9220 - www.alphalab.com

Project Name: AOC#3
Project Number: 610.25

Lab Number: L1311816
Report Date: 07/05/13

Alpha Sample ID	Client ID	Sample Location	Collection Date/Time
L1311816-01	STW-4	GUILDERLAND HS/NEIP	06/25/13 09:20
L1311816-02	MW-1	GUILDERLAND HS/NEIP	06/24/13 15:05
L1311816-03	DTW-3	GUILDERLAND HS/NEIP	06/25/13 12:50
L1311816-04	STW-5	GUILDERLAND HS/NEIP	06/25/13 15:00
L1311816-05	MW-8	GUILDERLAND HS/NEIP	06/24/13 16:34
L1311816-06	MW-9	GUILDERLAND HS/NEIP	06/25/13 16:20
L1311816-07	TRIP BLANK-6-25-13	GUILDERLAND HS/NEIP	06/25/13 00:00

Project Name: AOC#3
Project Number: 610.25

Lab Number: L1311816
Report Date: 07/05/13

Case Narrative

The samples were received in accordance with the Chain of Custody and no significant deviations were encountered during the preparation or analysis unless otherwise noted. Sample Receipt, Container Information, and the Chain of Custody are located at the back of the report.

Results contained within this report relate only to the samples submitted under this Alpha Lab Number and meet all of the requirements of NELAC, for all NELAC accredited parameters. The data presented in this report is organized by parameter (i.e. VOC, SVOC, etc.). Sample specific Quality Control data (i.e. Surrogate Spike Recovery) is reported at the end of the target analyte list for each individual sample, followed by the Laboratory Batch Quality Control at the end of each parameter. If a sample was re-analyzed or re-extracted due to a required quality control corrective action and if both sets of data are reported, the Laboratory ID of the re-analysis or re-extraction is designated with an "R" or "RE", respectively. When multiple Batch Quality Control elements are reported (e.g. more than one LCS), the associated samples for each element are noted in the grey shaded header line of each data table. Any Laboratory Batch, Sample Specific % recovery or RPD value that is outside the listed Acceptance Criteria is bolded in the report. Performance criteria for CAM and RCP methods allow for some LCS compound failures to occur and still be within method compliance. In these instances, the specific failures are not narrated but are noted in the associated QC table. This information is also incorporated in the Data Usability format for our Data Merger tool where it can be reviewed along with any associated usability implications. Soil/sediments, solids and tissues are reported on a dry weight basis unless otherwise noted. Definitions of all data qualifiers and acronyms used in this report are provided in the Glossary located at the back of the report.

In reference to questions H (CAM) or 4 (RCP) when "NO" is checked, the performance criteria for CAM and RCP methods allow for some quality control failures to occur and still be within method compliance. In these instances the specific failure is not narrated but noted in the associated QC table. The information is also incorporated in the Data Usability format of our Data Merger tool where it can be reviewed along with any associated usability implications.

Please see the associated ADEx data file for a comparison of laboratory reporting limits that were achieved with the regulatory Numerical Standards requested on the Chain of Custody.

HOLD POLICY
For samples submitted on hold, Alpha's policy is to hold samples free of charge for 30 days from the date the project is completed. After 30 days, we will dispose of all samples submitted including those put on hold unless you have contacted your Client Service Representative and made arrangements for Alpha to continue to hold the samples.

Please contact Client Services at 800-624-9220 with any questions.

Project Name: AOC#3 **Lab Number:** L1311816
Project Number: 610.25 **Report Date:** 07/05/13

Case Narrative (continued)

Report Submission

All non-detect (ND) or estimated concentrations (J-qualified) have been quantitated to the limit noted in the MDL column.

Testing performed for the reported analyses followed the guidelines established under the DoD QSM 4.2, where applicable.

The requested reporting list was provided by the client.

Note: When manual integrations are performed, they are assigned one of the following codes, and can be found on the raw data provided within the data deliverable package.

Manual Integration Codes

M1 Split or tailing peak, auto integration stopped early resulting in false low area count.

M2 Peak not found by automatic integration algorithm.

M3 Misidentification of the peak (i.e. 1,4-dichlorobenzene identified as 1,3-dichlorobenzene), or misidentification from 2 partially resolved peaks not being split.

M4 Poor automated baseline construction.

M5 Manual integration over a retention time range required, i.e. for hydrocarbon range methods.

M6 Misassignment of peak valley by automated integration (poor split of 2 peaks).

M7 A qualifier ion was manually integrated (only for GC/MS data).

M8 Integration of individual analyte eluting on top of an unresolved complex.

M9 Other: Explain on chromatogram.

I, the undersigned, attest under the pains and penalties of perjury that, to the best of my knowledge and belief and based upon my personal inquiry of those responsible for providing the information contained in this analytical report, such information is accurate and complete. This certificate of analysis is not complete unless this page accompanies any and all pages of this report.

Authorized Signature:  Michelle M. Morris

Title: Technical Director/Representative Date: 07/05/13

ORGANICS

VOLATILES

Project Name: AOC#3 **Lab Number:** L1311816

Project Number: 610.25 **Report Date:** 07/05/13

SAMPLE RESULTS

Lab ID:	L1311816-01	Date Collected:	06/25/13 09:20
Client ID:	STW-4	Date Received:	06/25/13
Sample Location:	GUILDERLAND HS/NEIP	Field Prep:	Not Specified
Matrix:	Water		
Analytical Method:	1,8260C		
Analytical Date:	07/04/13 18:05		
Analyst:	PD		

Parameter	Result	Qualifier	Units	RL	MDL	Dilution Factor
Volatile Organics by GC/MS - Westborough Lab						
Tetrachloroethene	1.25		ug/l	0.500	0.181	1
Vinyl chloride	ND		ug/l	1.00	0.142	1
Trichloroethene	18.4		ug/l	0.500	0.175	1
cis-1,2-Dichloroethene	1.87		ug/l	0.500	0.187	1

Surrogate	% Recovery	Qualifier	Acceptance Criteria
1,2-Dichloroethane-d4	104		70-120
Toluene-d8	97		85-120
4-Bromofluorobenzene	101		75-120
Dibromofluoromethane	104		85-115

Project Name: AOC#3 **Lab Number:** L1311816

Project Number: 610.25 **Report Date:** 07/05/13

SAMPLE RESULTS

Lab ID:	L1311816-02	Date Collected:	06/24/13 15:05
Client ID:	MW-1	Date Received:	06/25/13
Sample Location:	GUILDERLAND HS/NEIP	Field Prep:	Not Specified
Matrix:	Water		
Analytical Method:	1,8260C		
Analytical Date:	07/04/13 18:30		
Analyst:	PD		

Parameter	Result	Qualifier	Units	RL	MDL	Dilution Factor
Volatile Organics by GC/MS - Westborough Lab						
Tetrachloroethene	ND		ug/l	0.500	0.181	1
Vinyl chloride	ND		ug/l	1.00	0.142	1
Trichloroethene	ND		ug/l	0.500	0.175	1
cis-1,2-Dichloroethene	ND		ug/l	0.500	0.187	1

Surrogate	% Recovery	Qualifier	Acceptance Criteria
1,2-Dichloroethane-d4	103		70-120
Toluene-d8	97		85-120
4-Bromofluorobenzene	103		75-120
Dibromofluoromethane	103		85-115

Project Name: AOC#3 **Lab Number:** L1311816

Project Number: 610.25 **Report Date:** 07/05/13

SAMPLE RESULTS

Lab ID:	L1311816-03	Date Collected:	06/25/13 12:50
Client ID:	DTW-3	Date Received:	06/25/13
Sample Location:	GUILDERLAND HS/NEIP	Field Prep:	Not Specified
Matrix:	Water		
Analytical Method:	1,8260C		
Analytical Date:	07/04/13 18:56		
Analyst:	PD		

Parameter	Result	Qualifier	Units	RL	MDL	Dilution Factor
Volatile Organics by GC/MS - Westborough Lab						
Tetrachloroethene	ND		ug/l	0.500	0.181	1
Vinyl chloride	ND		ug/l	1.00	0.142	1
Trichloroethene	0.429	J	ug/l	0.500	0.175	1
cis-1,2-Dichloroethene	2.70		ug/l	0.500	0.187	1

Surrogate	% Recovery	Qualifier	Acceptance Criteria
1,2-Dichloroethane-d4	103		70-120
Toluene-d8	98		85-120
4-Bromofluorobenzene	102		75-120
Dibromofluoromethane	103		85-115

Project Name: AOC#3 **Lab Number:** L1311816

Project Number: 610.25 **Report Date:** 07/05/13

SAMPLE RESULTS

Lab ID:	L1311816-04	Date Collected:	06/25/13 15:00
Client ID:	STW-5	Date Received:	06/25/13
Sample Location:	GUILDERLAND HS/NEIP	Field Prep:	Not Specified
Matrix:	Water		
Analytical Method:	1,8260C		
Analytical Date:	07/04/13 19:21		
Analyst:	PD		

Parameter	Result	Qualifier	Units	RL	MDL	Dilution Factor
Volatile Organics by GC/MS - Westborough Lab						
Tetrachloroethene	ND		ug/l	0.500	0.181	1
Vinyl chloride	ND		ug/l	1.00	0.142	1
Trichloroethene	3.68		ug/l	0.500	0.175	1
cis-1,2-Dichloroethene	0.258	J	ug/l	0.500	0.187	1

Surrogate	% Recovery	Qualifier	Acceptance Criteria
1,2-Dichloroethane-d4	103		70-120
Toluene-d8	98		85-120
4-Bromofluorobenzene	101		75-120
Dibromofluoromethane	104		85-115

Project Name: AOC#3 **Lab Number:** L1311816

Project Number: 610.25 **Report Date:** 07/05/13

SAMPLE RESULTS

Lab ID:	L1311816-05	Date Collected:	06/24/13 16:34
Client ID:	MW-8	Date Received:	06/25/13
Sample Location:	GUILDERLAND HS/NEIP	Field Prep:	Not Specified
Matrix:	Water		
Analytical Method:	1,8260C		
Analytical Date:	07/04/13 19:46		
Analyst:	PD		

Parameter	Result	Qualifier	Units	RL	MDL	Dilution Factor
Volatile Organics by GC/MS - Westborough Lab						
Tetrachloroethene	0.357	J	ug/l	0.500	0.181	1
Vinyl chloride	ND		ug/l	1.00	0.142	1
Trichloroethene	6.26		ug/l	0.500	0.175	1
cis-1,2-Dichloroethene	1.95		ug/l	0.500	0.187	1

Surrogate	% Recovery	Qualifier	Acceptance Criteria
1,2-Dichloroethane-d4	102		70-120
Toluene-d8	98		85-120
4-Bromofluorobenzene	101		75-120
Dibromofluoromethane	103		85-115

Project Name: AOC#3 **Lab Number:** L1311816

Project Number: 610.25 **Report Date:** 07/05/13

SAMPLE RESULTS

Lab ID:	L1311816-06	Date Collected:	06/25/13 16:20
Client ID:	MW-9	Date Received:	06/25/13
Sample Location:	GUILDERLAND HS/NEIP	Field Prep:	Not Specified
Matrix:	Water		
Analytical Method:	1,8260C		
Analytical Date:	07/05/13 10:31		
Analyst:	PD		

Parameter	Result	Qualifier	Units	RL	MDL	Dilution Factor
Volatile Organics by GC/MS - Westborough Lab						
Tetrachloroethene	0.302	J	ug/l	0.500	0.181	1
Vinyl chloride	ND		ug/l	1.00	0.142	1
Trichloroethene	6.75		ug/l	0.500	0.175	1
cis-1,2-Dichloroethene	1.12		ug/l	0.500	0.187	1

Surrogate	% Recovery	Qualifier	Acceptance Criteria
1,2-Dichloroethane-d4	100		70-120
Toluene-d8	96		85-120
4-Bromofluorobenzene	101		75-120
Dibromofluoromethane	102		85-115

Project Name: AOC#3 **Lab Number:** L1311816

Project Number: 610.25 **Report Date:** 07/05/13

SAMPLE RESULTS

Lab ID:	L1311816-07	Date Collected:	06/25/13 00:00
Client ID:	TRIP BLANK-6-25-13	Date Received:	06/25/13
Sample Location:	GUILDERLAND HS/NEIP	Field Prep:	Not Specified
Matrix:	Water		
Analytical Method:	1,8260C		
Analytical Date:	07/05/13 10:06		
Analyst:	PD		

Parameter	Result	Qualifier	Units	RL	MDL	Dilution Factor
Volatile Organics by GC/MS - Westborough Lab						
Tetrachloroethene	ND		ug/l	0.500	0.181	1
Vinyl chloride	ND		ug/l	1.00	0.142	1
Trichloroethene	ND		ug/l	0.500	0.175	1
cis-1,2-Dichloroethene	ND		ug/l	0.500	0.187	1

Surrogate	% Recovery	Qualifier	Acceptance Criteria
1,2-Dichloroethane-d4	101		70-120
Toluene-d8	96		85-120
4-Bromofluorobenzene	101		75-120
Dibromofluoromethane	102		85-115

Project Name: AOC#3 **Lab Number:** L1311816

Project Number: 610.25 **Report Date:** 07/05/13

Method Blank Analysis
Batch Quality Control

Analytical Method: 1,8260C
Analytical Date: 07/04/13 10:53
Analyst: PD

Parameter	Result	Qualifier	Units	RL	MDL
Volatile Organics by GC/MS - Westborough Lab for sample(s): 01-05 Batch: WG619666-3					
Tetrachloroethene	ND		ug/l	0.500	0.181
Vinyl chloride	ND		ug/l	1.00	0.142
Trichloroethene	ND		ug/l	0.500	0.175
cis-1,2-Dichloroethene	ND		ug/l	0.500	0.187

Surrogate	%Recovery	Qualifier	Acceptance Criteria
1,2-Dichloroethane-d4	100		70-120
Toluene-d8	98		85-120
4-Bromofluorobenzene	103		75-120
Dibromofluoromethane	101		85-115

Project Name: AOC#3 **Lab Number:** L1311816

Project Number: 610.25 **Report Date:** 07/05/13

Method Blank Analysis
Batch Quality Control

Analytical Method: 1,8260C
Analytical Date: 07/05/13 09:40
Analyst: PD

Parameter	Result	Qualifier	Units	RL	MDL
Volatile Organics by GC/MS - Westborough Lab for sample(s): 06-07 Batch: WG619666-8					
Tetrachloroethene	ND		ug/l	0.500	0.181
Vinyl chloride	ND		ug/l	1.00	0.142
Trichloroethene	ND		ug/l	0.500	0.175
cis-1,2-Dichloroethene	ND		ug/l	0.500	0.187

Surrogate	%Recovery	Qualifier	Acceptance Criteria
1,2-Dichloroethane-d4	100		70-120
Toluene-d8	96		85-120
4-Bromofluorobenzene	101		75-120
Dibromofluoromethane	101		85-115

Lab Control Sample Analysis

Batch Quality Control

Project Name: AOC#3

Project Number: 610.25

Lab Number: L1311816

Report Date: 07/05/13

Parameter	LCS %Recovery	Qual	LCSD %Recovery	Qual	%Recovery Limits	RPD	Qual	RPD Limits
Volatile Organics by GC/MS - Westborough Lab Associated sample(s): 01-05 Batch: WG619666-1 WG619666-2								
Tetrachloroethene	93		90		45-150	3		30
Vinyl chloride	106		104		50-145	2		30
Trichloroethene	98		96		70-125	2		30
cis-1,2-Dichloroethene	98		97		70-125	1		30

Surrogate	LCS %Recovery	Qual	LCSD %Recovery	Qual	Acceptance Criteria
1,2-Dichloroethane-d4	100		100		70-120
Toluene-d8	99		99		85-120
4-Bromofluorobenzene	102		102		75-120
Dibromofluoromethane	103		103		85-115

Lab Control Sample Analysis

Batch Quality Control

Project Name: AOC#3

Project Number: 610.25

Lab Number: L1311816

Report Date: 07/05/13

Parameter	LCS %Recovery	Qual	LCSD %Recovery	Qual	%Recovery Limits	RPD	Qual	RPD Limits
Volatile Organics by GC/MS - Westborough Lab Associated sample(s): 06-07 Batch: WG619666-6 WG619666-7								
Tetrachloroethene	88		91		45-150	3		30
Vinyl chloride	104		104		50-145	0		30
Trichloroethene	96		98		70-125	2		30
cis-1,2-Dichloroethene	96		99		70-125	3		30

Surrogate	LCS %Recovery	Qual	LCSD %Recovery	Qual	Acceptance Criteria
1,2-Dichloroethane-d4	99		99		70-120
Toluene-d8	98		97		85-120
4-Bromofluorobenzene	102		102		75-120
Dibromofluoromethane	103		103		85-115

Matrix Spike Analysis
Batch Quality Control

Project Name: AOC#3
Project Number: 610.25

Lab Number: L1311816
Report Date: 07/05/13

Parameter	Native Sample	MS Added	MS Found	MS %Recovery	Qual	MSD Found	MSD %Recovery	Qual	Recovery Limits	RPD	Qual	RPD Limits
Volatile Organics by GC/MS - Westborough Lab Associated sample(s): 01-07 QC Batch ID: WG619666-4 WG619666-5 QC Sample: L1311816-03 Client ID: DTW-3												
Tetrachloroethene	ND	10	7.85	78		8.63	86		45-150	9		30
Vinyl chloride	ND	10	11.3	113		12.4	124		50-145	9		30
Trichloroethene	0.429J	10	9.68	97		10.4	104		70-125	7		30
cis-1,2-Dichloroethene	2.70	10	12.6	99		13.4	107		70-125	6		30

Surrogate	MS % Recovery	MS Qualifier	MSD % Recovery	MSD Qualifier	Acceptance Criteria
1,2-Dichloroethane-d4	101		100		70-120
4-Bromofluorobenzene	100		100		75-120
Dibromofluoromethane	104		105		85-115
Toluene-d8	98		99		85-120

Project Name: AOC#3
Project Number: 610.25

Lab Number: L1311816
Report Date: 07/05/13

Sample Receipt and Container Information

Were project specific reporting limits specified? YES

Reagent H2O Preserved Vials Frozen on: NA

Cooler Information Custody Seal

Cooler	
A	Present/Intact

Container Information

Container ID	Container Type	Cooler	pH	Temp deg C	Pres	Seal	Analysis(*)
L1311816-01A	Vial HCl preserved	A	N/A	2.8	Y	Absent	DOD-8260(14)
L1311816-01B	Vial HCl preserved	A	N/A	2.8	Y	Absent	DOD-8260(14)
L1311816-01C	Vial HCl preserved	A	N/A	2.8	Y	Absent	DOD-8260(14)
L1311816-02A	Vial HCl preserved	A	N/A	2.8	Y	Absent	DOD-8260(14)
L1311816-02B	Vial HCl preserved	A	N/A	2.8	Y	Absent	DOD-8260(14)
L1311816-02C	Vial HCl preserved	A	N/A	2.8	Y	Absent	DOD-8260(14)
L1311816-03A	Vial HCl preserved	A	N/A	2.8	Y	Absent	DOD-8260(14)
L1311816-03B	Vial HCl preserved	A	N/A	2.8	Y	Absent	DOD-8260(14)
L1311816-03C	Vial HCl preserved	A	N/A	2.8	Y	Absent	DOD-8260(14)
L1311816-03D	Vial HCl preserved	A	N/A	2.8	Y	Absent	DOD-8260(14)
L1311816-03E	Vial HCl preserved	A	N/A	2.8	Y	Absent	DOD-8260(14)
L1311816-03F	Vial HCl preserved	A	N/A	2.8	Y	Absent	DOD-8260(14)
L1311816-03G	Vial HCl preserved	A	N/A	2.8	Y	Absent	DOD-8260(14)
L1311816-03H	Vial HCl preserved	A	N/A	2.8	Y	Absent	DOD-8260(14)
L1311816-03I	Vial HCl preserved	A	N/A	2.8	Y	Absent	DOD-8260(14)
L1311816-04A	Vial HCl preserved	A	N/A	2.8	Y	Absent	DOD-8260(14)
L1311816-04B	Vial HCl preserved	A	N/A	2.8	Y	Absent	DOD-8260(14)
L1311816-04C	Vial HCl preserved	A	N/A	2.8	Y	Absent	DOD-8260(14)
L1311816-05A	Vial HCl preserved	A	N/A	2.8	Y	Absent	DOD-8260(14)
L1311816-05B	Vial HCl preserved	A	N/A	2.8	Y	Absent	DOD-8260(14)
L1311816-05C	Vial HCl preserved	A	N/A	2.8	Y	Absent	DOD-8260(14)
L1311816-06A	Vial HCl preserved	A	N/A	2.8	Y	Absent	DOD-8260(14)
L1311816-06B	Vial HCl preserved	A	N/A	2.8	Y	Absent	DOD-8260(14)
L1311816-06C	Vial HCl preserved	A	N/A	2.8	Y	Absent	DOD-8260(14)
L1311816-07A	Vial HCl preserved	A	N/A	2.8	Y	Absent	DOD-8260(14)

*Values in parentheses indicate holding time in days

Project Name:	AOC#3	**Lab Number:**	L1311816
Project Number:	610.25	**Report Date:**	07/05/13

GLOSSARY

Acronyms

EDL	- Estimated Detection Limit: This value represents the level to which target analyte concentrations are reported as estimated values, when those target analyte concentrations are quantified below the reporting limit (RL). The EDL includes any adjustments from dilutions, concentrations or moisture content, where applicable. The use of EDLs is specific to the analysis of PAHs using Solid-Phase Microextraction (SPME).
EPA	- Environmental Protection Agency.
LCS	- Laboratory Control Sample: A sample matrix, free from the analytes of interest, spiked with verified known amounts of analytes or a material containing known and verified amounts of analytes.
LCSD	- Laboratory Control Sample Duplicate: Refer to LCS.
LFB	- Laboratory Fortified Blank: A sample matrix, free from the analytes of interest, spiked with verified known amounts of analytes or a material containing known and verified amounts of analytes.
MDL	- Method Detection Limit: This value represents the level to which target analyte concentrations are reported as estimated values, when those target analyte concentrations are quantified below the reporting limit (RL). The MDL includes any adjustments from dilutions, concentrations or moisture content, where applicable.
MS	- Matrix Spike Sample: A sample prepared by adding a known mass of target analyte to a specified amount of matrix sample for which an independent estimate of target analyte concentration is available.
MSD	- Matrix Spike Sample Duplicate: Refer to MS.
NA	- Not Applicable.
NC	- Not Calculated: Term is utilized when one or more of the results utilized in the calculation are non-detect at the parameter's reporting unit.
NI	- Not Ignitable.
RL	- Reporting Limit: The value at which an instrument can accurately measure an analyte at a specific concentration. The RL includes any adjustments from dilutions, concentrations or moisture content, where applicable.
RPD	- Relative Percent Difference: The results from matrix and/or matrix spike duplicates are primarily designed to assess the precision of analytical results in a given matrix and are expressed as relative percent difference (RPD). Values which are less than five times the reporting limit for any individual parameter are evaluated by utilizing the absolute difference between the values; although the RPD value will be provided in the report.
SRM	- Standard Reference Material: A reference sample of a known or certified value that is of the same or similar matrix as the associated field samples.

Footnotes

1	- The reference for this analyte should be considered modified since this analyte is absent from the target analyte list of the original method.

Terms

Analytical Method: Both the document from which the method originates and the analytical reference method. (Example: EPA 8260B is shown as 1,8260B.) The codes for the reference method documents are provided in the References section of the Addendum.

Data Qualifiers

A	- Spectra identified as "Aldol Condensation Product".
B	- The analyte was detected above the reporting limit in the associated method blank. Flag only applies to associated field samples that have detectable concentrations of the analyte at less than five times (5x) the concentration found in the blank. For MCP-related projects, flag only applies to associated field samples that have detectable concentrations of the analyte at less than ten times (10x) the concentration found in the blank. For DOD-related projects, flag only applies to associated field samples that have detectable concentrations of the analyte at less than ten times (10x) the concentration found in the blank AND the analyte was detected above one-half the reporting limit (or above the reporting limit for common lab contaminants) in the associated method blank. For NJ-Air-related projects, flag only applies to associated field samples that have detectable concentrations of the analyte above the reporting limit.
C	- Co-elution: The target analyte co-elutes with a known lab standard (i.e. surrogate, internal standards, etc.) for co-extracted analyses.
D	- Concentration of analyte was quantified from diluted analysis. Flag only applies to field samples that have detectable concentrations of the analyte.
E	- Concentration of analyte exceeds the range of the calibration curve and/or linear range of the instrument.
G	- The concentration may be biased high due to matrix interferences (i.e, co-elution) with non-target compound(s). The result should be considered estimated.
H	- The analysis of pH was performed beyond the regulatory-required holding time of 15 minutes from the time of sample collection.
I	- The RPD between the results for the two columns exceeds the method-specified criteria; however, the lower value has been reported

Report Format: DU Report with "J" Qualifiers

Project Name:	AOC#3	**Lab Number:**	L1311816
Project Number:	610.25	**Report Date:**	07/05/13

Data Qualifiers

due to obvious interference.

M - Reporting Limit (RL) exceeds the MCP CAM Reporting Limit for this analyte.

NJ - Presumptive evidence of compound. This represents an estimated concentration for Tentatively Identified Compounds (TICs), where the identification is based on a mass spectral library search.

P - The RPD between the results for the two columns exceeds the method-specified criteria.

Q - The quality control sample exceeds the associated acceptance criteria. For DOD-related projects, LCS and/or Continuing Calibration Standard exceedences are also qualified on all associated sample results. Note: This flag is not applicable for matrix spike recoveries when the sample concentration is greater than 4x the spike added or for batch duplicate RPD when the sample concentrations are less than 5x the RL. (Metals only.)

R - Analytical results are from sample re-analysis.

RE - Analytical results are from sample re-extraction.

J - Estimated value. The Target analyte concentration is below the quantitation limit (RL), but above the Method Detection Limit (MDL) or Estimated Detection Limit (EDL) for SPME-related analyses. This represents an estimated concentration for Tentatively Identified Compounds (TICs).

ND - Not detected at the method detection limit (MDL) for the sample, or estimated detection limit (EDL) for SPME-related analyses.

Report Format: DU Report with "J" Qualifiers

Project Name:	AOC#3	**Lab Number:**	L1311816
Project Number:	610.25	**Report Date:**	07/05/13

REFERENCES

1 Test Methods for Evaluating Solid Waste: Physical/Chemical Methods. EPA SW-846. Third Edition. Updates I - IV, 2007.

The analyses performed on the sample(s) within this report are in accordance with the minimum established guidelines set forth in the Department of Defense Quality Systems Manual, Version 4.2, issued October 25, 2010.

LIMITATION OF LIABILITIES

Alpha Analytical performs services with reasonable care and diligence normal to the analytical testing laboratory industry. In the event of an error, the sole and exclusive responsibility of Alpha Analytical shall be to re-perform the work at it's own expense. In no event shall Alpha Analytical be held liable for any incidental, consequential or special damages, including but not limited to, damages in any way connected with the use of, interpretation of, information or analysis provided by Alpha Analytical.

We strongly urge our clients to comply with EPA protocol regarding sample volume, preservation, cooling, containers, sampling procedures, holding time and splitting of samples in the field.

Certificate/Approval Program Summary

Last revised July 2, 2013 - Westboro Facility

The following list includes only those analytes/methods for which certification/approval is currently held.
For a complete listing of analytes for the referenced methods, please contact your Alpha Customer Service Representative.

Connecticut Department of Public Health Certificate/Lab ID: PH-0574. ***NELAP Accredited Solid Waste/Soil.***

Drinking Water (Inorganic Parameters: Color, pH, Turbidity, Conductivity, Alkalinity, Chloride, Free Residual Chlorine, Fluoride, Calcium Hardness, Sulfate, Nitrate, Nitrite, Aluminum, Antimony, Arsenic, Barium, Beryllium, Cadmium, Calcium, Chromium, Copper, Iron, Lead, Magnesium, Manganese, Mercury, Nickel, Selenium, Silver, Sodium, Thallium, Zinc, Total Dissolved Solids, Total Organic Carbon, Total Cyanide, Perchlorate. Organic Parameters: Volatile Organics 524.2, Total Trihalomethanes 524.2, 1,2-Dibromo-3-chloropropane (DBCP) 504.1, Ethylene Dibromide (EDB) 504.1, 1,4-Dioxane (Mod 8270). Microbiology Parameters: Total Coliform-MF mEndo (SM9222B), Total Coliform – Colilert (SM9223, Enumeration and P/A), E. Coli. – Colilert (SM9223, Enumeration and P/A), HPC – Pour Plate (SM9215B), Fecal Coliform – MF m-FC (SM9222D), Fecal Coliform-EC Medium (SM 9221E).

Wastewater/Non-Potable Water (Inorganic Parameters: Color, pH, Conductivity, Acidity, Alkalinity, Chloride, Total Residual Chlorine, Fluoride, Total Hardness, Silica, Sulfate, Sulfide, Ammonia, Kjeldahl Nitrogen, Nitrate, Nitrite, O-Phosphate, Total Phosphorus, Aluminum, Antimony, Arsenic, Barium, Beryllium, Boron, Cadmium, Calcium, Chromium, Hexavalent Chromium, Cobalt, Copper, Iron, Lead, Magnesium, Manganese, Mercury, Molybdenum, Nickel, Potassium, Selenium, Silver, Sodium, Strontium, Thallium, Tin, Titanium, Vanadium, Zinc, Total Residue (Solids), Total Dissolved Solids, Total Suspended Solids (non-filterable), BOD, CBOD, COD, TOC, Total Cyanide, Phenolics, Foaming Agents (MBAS), Bromide, Oil and Grease. Organic Parameters: PCBs, Organochlorine Pesticides, Technical Chlordane, Toxaphene, Acid Extractables (Phenols), Benzidines, Phthalate Esters, Nitrosamines, Nitroaromatics & Isophorone, Polynuclear Aromatic Hydrocarbons, Haloethers, Chlorinated Hydrocarbons, Volatile Organics, TPH (HEM/SGT), CT-Extractable Petroleum Hydrocarbons (ETPH), MA-EPH, MA-VPH. Microbiology Parameters: Total Coliform – MF mEndo (SM9222B), Total Coliform – MTF (SM9221B), E. Coli – Colilert (SM9223 Enumeration), HPC – Pour Plate (SM9215B), Fecal Coliform – MF m-FC (SM9222D), Fecal Coliform – A-1 Broth (SM9221E), Enterococcus - Enterolert.

Solid Waste/Soil (Inorganic Parameters: pH, Sulfide, Aluminum, Antimony, Arsenic, Barium, Beryllium, Boron, Cadmium, Calcium, Chromium, Hexavalent Chromium, Cobalt, Copper, Iron, Lead, Magnesium, Manganese, Mercury, Molybdenum, Nickel, Potassium, Selenium, Silver, Sodium, Thallium, Tin, Vanadium, Zinc, Total Cyanide, Ignitability, Phenolics, Corrosivity, TCLP Leach (1311), SPLP Leach (1312 metals only), Reactivity. Organic Parameters: PCBs, PCBs in Oil, Organochlorine Pesticides, Technical Chlordane, Toxaphene, CT-Extractable Petroleum Hydrocarbons (ETPH), MA-EPH, MA-VPH, Dicamba, 2,4-D, 2,4,5-T, 2,4,5-TP(Silvex), Dalapon, Volatile Organics (SW 8260), Acid Extractables (Phenols) (SW 8270), Benzidines (SW 8270), Phthalates (SW 8270), Nitrosamines (SW 8270), Nitroaromatics & Cyclic Ketones (SW 8270), PAHs (SW 8270), Haloethers (SW 8270), Chlorinated Hydrocarbons (SW 8270).)

State of Illinois Certificate/Lab ID: 003155. ***NELAP Accredited.***
Drinking Water (Inorganic Parameters: SM2120B, 2320B, 2510B, 2540C, SM4500CN-CE, 4500F-C, 4500H-B, 4500NO3-F, 5310C, EPA 200.7, 200.8, 245.1, 300.0. Organic Parameters: EPA 504.1, 524.2.)

Wastewater/Non-Potable Water (Inorganic Parameters: SM2120B, 2310B, 2320B, 2340B, 2510B, 2540B, 2540C, 2540D, SM4500CL-E, 4500CN-E, 4500F-C, 4500H-B, 4500NH3-H, 4500NO2-B, 4500NO3-F, 4500P-E, 4500S-D, 4500SO3-B, 5210B, 5220D, 5310C, 5540C, EPA 120.1, 1664A, 200.7, 200.8, 245.1, 300.0, 350.1, 351.1, 353.2, 410.4, 420.1. Organic Parameters: EPA 608, 624, 625.)

Hazardous and Solid Waste (Inorganic Parameters: EPA 1010A, 1030, 1311, 1312, 6010C, 6020A, 7196A, 7470A, 7471B, 9012B, 9014, 9038, 9040C, 9045D, 9050A, 9065, 9251. Organic Parameters: 8011 (NPW only), 8015C, 8081B, 8082A, 8151A, 8260C, 8270D, 8315A, 8330.)

Maine Department of Human Services Certificate/Lab ID: 2009024.
Drinking Water (Inorganic Parameters: SM9215B, 9222D, 9223B, EPA 180.1, 353.2, SM2120B, 2130B, 2320B, 2510C, 2540C, 4500Cl-D, 4500CN-C, 4500CN-E, 4500F-C, 4500H+B, 4500NO3-F, 5310C, EPA 200.7, EPA 200.8, 245.1, EPA 300.0. Organic Parameters: 504.1, 524.2.)

Wastewater/Non-Potable Water (Inorganic Parameters: EPA 120.1, 1664A, 300.0, 350.1, 351.1, 353.2, 410.4, 420.1, 8315A, 9010C, SM2120B, 2310B, 2320B, 2510B, 2540B, 2540C, 2540D, 426C, 4500Cl-E, 4500CN-C, 4500CN-E, 4500F-B, 4500F-C, 4500H+B, 4500Norg-C, 4500NH3-B, 4500NH3-H, 4500NO2-B, 4500NO3-F, 4500P-B, 4500P-E, 4500S2-D, 4500SO3-B, 5540C, 5210B, 5220D, 5310C, 9010B, 9030B, 9040C, 7470A, 7196A, 2340B, EPA 200.7, 6010C, 200.8, 6020A, 245.1, 1311, 1312, 3005A, Enterolert, 9223B, 9222D. Organic Parameters: 608, 624, 625, 8011, 8081B, 8082A, 8330, 8151A, 8260C, 8270D, 3510C, 3630C, 5030B, ME-DRO, ME-GRO, MA-EPH, MA-VPH.)

Solid Waste/Soil (Inorganic Parameters: 9010B, 9012A, 9014, 9040B, 9045C, 6010C, 6020A, 7471B, 7196A, 9050A, 1010, 1030, 9065, 1311, 1312, 3005A, 3050B, 9038, 9251. Organic Parameters: ME-DRO, ME-GRO, MA-EPH, MA-VPH, 8260C, 8270D, 8330, 8151A, 8081B, 8082A, 3540C, 3546, 3580A, 3620C, 3630C, 5030B, 5035.)

Massachusetts Department of Environmental Protection Certificate/Lab ID: M-MA086.
*Drinking Water (*Inorganic Parameters: (EPA 200.8 for: Sb,As,Ba,Be,Cd,Cr,Cu,Pb,Ni,Se,Tl) (EPA 200.7 for: Ba,Be,Ca,Cd,Cr,Cu,Na,Ni) 245.1, (300.0 for: Nitrate-N, Fluoride, Sulfate); (EPA 353.2 for: Nitrate-N, Nitrite-N); (SM4500NO3-F for: Nitrate-N and Nitrite-N); 4500F-C, 4500CN-CE, EPA 180.1, SM2130B, SM4500Cl-D, 2320B, SM2540C, SM4500H-B. Organic Parameters: (EPA 524.2 for: Trihalomethanes, Volatile Organics); (504.1 for: 1,2-Dibromoethane, 1,2-Dibromo-3-Chloropropane), EPA 332. Microbiology Parameters: SM9215B; ENZ. SUB. SM9223; ColilertQT SM9223B; MF-SM9222D.)

*Non-Potable Water (*Inorganic Parameters:, (EPA 200.8 for: Al,Sb,As,Be,Cd,Cr,Cu,Pb,Mn,Ni,Se,Ag,Tl,Zn); (EPA 200.7 for: Al,Sb,As,Be,Cd,Ca,Cr,Co,Cu,Fe,Pb,Mg,Mn,Mo,Ni,K,Se,Ag,Na,Sr,Ti,Tl,V,Zn); 245.1, SM4500H,B, EPA 120.1, SM2510B, 2540C, 2340B, 2320B, 4500CL-E, 4500F-BC, 426C, SM4500NH3-BH, (EPA 350.1 for: Ammonia-N), LACHAT 10-107-06-1-B for Ammonia-N, SM4500NO3-F, 353.2 for Nitrate-N, SM4500NH3-BC-NES, EPA 351.1, SM4500P-E, 4500P-B,E, 5220D, EPA 410.4, SM 5210B, 5310C, 4500CL-D, EPA 1664, SM14 510AC, EPA 420.1, SM4500-CN-CE, SM2540D.
Organic Parameters: (EPA 624 for Volatile Halocarbons, Volatile Aromatics),(608 for: Chlordane, Toxaphene, Aldrin, alpha-BHC, beta-BHC, gamma-BHC, delta-BHC, Dieldrin, DDD, DDE, DDT,Endosulfan I, Endosulfan II, Endosulfan sulfate, Endrin, Endrin Aldehyde, Heptachlor, Heptachlor Epoxide, PCBs-Water), (EPA 625 for SVOC Acid Extractables and SVOC Base/Neutral Extractables), 600/4-81-045-PCB-Oil. Microbiology Parameters: (ColilertQT SM9223B; Enterolert-QT: SM9222D-MF.)

New Hampshire Department of Environmental Services Certificate/Lab ID: 200307. ***NELAP Accredited.***
Drinking Water (Inorganic Parameters: SM 9222B, 9223B, 9215B, EPA 200.7, 200.8, 300.0, SM4500CN-E, 4500H+B, 4500NO3-F, 2320B, 2510B, 2540C, 4500F-C, 5310C, 2120B, EPA 332.0. Organic Parameters: 504.1, 524.2.)

Non-Potable Water (Inorganic Parameters: SM9222D, 9221B, 9222B, 9221E-EC, EPA 3005A, 200.7, 200.8, 245.1, SW-846 6010C, 6020A, 7196A, 7470A, SM3500-CR-D, EPA 120.1, 300.0, 350.1, 350.2, 351.1, 353.2, 410.4, 420.1, 426C, 1664A, SW-846 9010B, 9010C, 9030, 9040B, 9040C, SM2120B, 2310B, 2320B, 2340B, 2540B, 2540D, 4500H+B, 4500CL-E, 4500CN-E, 4500NH3-H, 4500NO3-F, 4500NO2-B, 4500P-E, 4500-S2-D, 4500SO3-B, 5210B, 5220D, 2510B, 2540C, 4500F-C, 5310C, 5540C, LACHAT 10-204-00-1-A, LACHAT 10-107-06-2-D, 3060A. Organic Parameters: SW-846 3510C, 3630C, 5030B, 8260C, 8270D, 8330, EPA 624, 625, 608, SW-846 8082A, 8081B, 8015C, 8151A, 8330, 8270D-SIM.)

Solid & Chemical Materials (Inorganic Parameters: SW-846 6010C, 6020A, 7196A, 7471B, 1010, 1010A, 1030, 9010C, 9012B, 9014, 9030B, 9040C, 9045C, 9045D, 9050, 9065, 9251, 1311, 1312, 3005A, 3050B, 3060A. Organic Parameters: SW-846 3540C, 3546, 3050B, 3580A, 3620D, 3630C, 5030B, 5035, 8260C, 8270D, 8270D-SIM, 8330, 8151A, 8015B, 8015C, 8082A, 8081B.)

New Hampshire Department of Environmental Services Certificate/Lab ID: 2064. ***NELAP Accredited.***
Drinking Water (Organic Parameters: **EPA 524.2:** Di-isopropyl ether (DIPE), Ethyl-t-butyl ether (ETBE), Tert-amyl methyl ether (TAME)).

Non-Potable Water (Organic Parameters: **EPA 8260C:** 1,3,5-Trichlorobenzene. **EPA 8015C(M):** TPH.)

Solid & Chemical Materials (Organic Parameters: **EPA 8260C:** 1,3,5-Trichlorobenzene.)

New Jersey Department of Environmental Protection Certificate/Lab ID: MA935. ***NELAP Accredited.***
Drinking Water (Inorganic Parameters: SM9222B, 9221E, 9223B, 9215B, 4500CN-CE, 4500NO3-F, 4500F-C, EPA 300.0, 200.7, 200.8, 245.1, 2540C, SM2120B, 2320B, 2510B, 5310C, SM4500H-B. Organic Parameters: EPA 332, 504.1, 524.2.)

Non-Potable Water (Inorganic Parameters: SM5210B, EPA 410.4, SM5220D, 4500Cl-E, EPA 300.0, SM2120B, 2340B, SM4500F-BC, EPA 200.7, 200.8, 351.1, LACHAT 10-107-06-2-D, EPA 353.2, SM4500NO3-F, 4500NO2-B, EPA 1664A, SM5310B, C or D, 4500-PE, EPA 420.1, SM510ABC, SM4500P-B5+E, 2540B, 2540C, 2540D, EPA 120.1, SM2510B, SM15 426C, 9222D, 9221B, 9221C, 9221E, 9222B, 9215B, 2310B, 2320B, 4500NH3-H, 4500-S D, EPA 350.1, 350.2, SW-846 1312, 7470A, 5540C, SM4500H-B, 4500SO3-B, SM3500Cr-D, 4500CN-CE, EPA 245.1, SW-846 9040B, 9040C, 3005A, 3015, EPA 6010B, 6010C, 6020, 6020A, 7196A, 3060A, SW-846 9010C, 9030B. Organic Parameters: SW-846 8260B, 8260C, 8270C, 8270D, 8270C-SIM, 8270D-SIM, 3510C, EPA 608, 624, 625, SW-846 3630C, 5030B, 8011, 8015C, 8081A, 8081B, 8082, 8082A, 8151A, 8330, 1,4-Dioxane by NJ Modified 8270, 8015B, NJ EPH.)

Solid & Chemical Materials (Inorganic Parameters: SW-846, 6010B, 6010C, 6020, 6020A, 7196A, 3060A, 9030B, 1010, 1010A, 1030, 1311, 1312, 3005A, 3050B, 7471A, 7471B, 9010C, 9012B, 9014, 9038, 9040B, 9040C, 9045C, 9045D,

9050A, 9065, 9251. Organic Parameters: SW-846 8015B, 8015C, 8081A, 8081B, 8082, 8082A, 8151A, 8330, 8260B, 8260C, 8270C, 8270D, 8270C-SIM, 8270D-SIM, 3540C, 3546, 3580A, 3620C, 3630C, 5030B, 5035L, 5035H, NJ EPH.)

New York Department of Health Certificate/Lab ID: 11148. ***NELAP Accredited.***
Drinking Water (Inorganic Parameters: SM9223B, 9222B, 9215B, EPA 200.8, 200.7, 245.1, SM5310C, EPA 332.0, SM2320B, EPA 300.0, SM2120B, 4500CN-E, 4500F-C, 4500NO3-F, 2540C, SM 2510B. Organic Parameters: EPA 524.2, 504.1.)

Non-Potable Water (Inorganic Parameters: SM9221E, 9222D, 9221B, 9222B, 9215B, 5210B, 5310C, EPA 410.4, SM5220D, 2310B, 2320B, EPA 200.7, 300.0, SM4500CL-E, 4500F-C, SM15 426C, EPA 350.1, SM4500NH3-BH, EPA 351.1, LACHAT 10-107-06-2, EPA 353.2, SM4500-NO3-F, 4500-NO2-B, 4500P-E, 2340B, 2540C, 2540B, 2540D, EPA 200.8, EPA 6010C, 6020A, EPA 7196A, SM3500Cr-D, EPA 245.1, 7470A, SM2120B, 4500CN-CE, EPA 1664A, EPA 420.1, SM14 510C, EPA 120.1, SM2510B, SM4500S-D, SM5540C, EPA 8315A, 3005A, 3015, 9010C, 9030B. Organic Parameters: EPA 624, 8260C, 8270D, 8270D-SIM, 625, 608, 8081B, 8151A, 8330, 8082A, EPA 3510C, 5030B, 8015C, 8011.)

Solid & Hazardous Waste (Inorganic Parameters: EPA 1010A, 1030, EPA 6010C, 6020A, 7196A, 7471B, 8315A, 9012B, 9014, 9065, 9050A, 9038, 9251, EPA 1311, 1312, 3005A, 3050B, 9010C, 9030B, 9040C, 9045D. Organic Parameters: EPA 8260C, 8270D, 8270D-SIM, 8015C, 8081B, 8151A, 8330, 8082A, 3540C, 3546, 3580A, 5035A-H, 5035A-L.)

North Carolina Department of the Environment and Natural Resources Certificate/Lab ID : 666. (Inorganic Parameters: SM2310B, 2320B, 4500Cl-E, 4500Cn-E, 9012B, 9014, Lachat 10-204-00-1-X, 1010A, 1030, 4500NO3-F, 353.2, 4500P-E, 4500SO4-E, 300.0, 4500S-D, 5310B, 5310C, 6010C, 6020A, 200.7, 200.8, 3500Cr-B, 7196A, 245.1, 7470A, 7471B, 1311,1312. Organic Parameters: 608, 8081B, 8082A, 624, 8260B, 625, 8270D, 8151A, 8015C, 504.1, MA-EPH, MA-VPH.)

Drinking Water Program Certificate/Lab ID: 25700. (Inorganic Parameters: Chloride EPA 300.0. Organic Parameters: 524.2)

Pennsylvania Department of Environmental Protection Certificate/Lab ID : 68-03671. ***NELAP Accredited.***
Drinking Water (Inorganic Parameters: 200.7, 200.8, 300.0, 332.0, 2120B, 2320B, 2510B, 2540C, 4500-CN-CE, 4500F-C, 4500H+-B, 4500NO3-F, 5310C. Organic Parameters: EPA 524.2, 504.1)

Non-Potable Water (Inorganic Parameters: EPA 120.1, 1312, 3005A,3015, 3060A, 200.7, 200.8, 410.4, 1664A, SM2540D, 5210B, 5220D, 4500-P,BE, 245.1, 300.0, 350.1, 350.2, 351.1, 353.2, 420.1, 6010C, 6020A, 7196A, 7470A, 9030B, 2120B, 2310B, 2320B, 2510B, 2540B, 2540C, 3500Cr-D, 426C, 4500CN-CE, 4500Cl-E, 4500F-B, 4500F-C, 4500H+-B, 4500NH3-H, 4500NO2-B, 4500NO3-F, 4500S-D, 4500SO3-B, 5310BCD, 5540C, 9010C, 9040C. Organic Parameters: EPA 3510C, 3630C, 5030B, 625, 624, 608, 8081B, 8082A, 8151A, 8260C, 8270D, 8270D-SIM, 8330, 8015C, NJ-EPH.)

Solid & Hazardous Waste (Inorganic Parameters: EPA 350.1, 1010, 1030, 1311, 1312, 3005A, 3050B, 3060A, 6010C, 6020A, 7196A, 7471B, 9010C, 9012B, 9014, 9040B, 9045D, 9050A, 9065, SM 4500NH3-BH, 9030B, 9038, 9251. Organic Parameters: 3540C, 3546, 3580A, 3620C, 3630C, 5035, 8015C, 8081B, 8082A, 8151A, 8260C, 8270D, 8270D-SIM, 8330, NJ-EPH.)

Rhode Island Department of Health Certificate/Lab ID: LAO00065. ***NELAP Accredited via NJ-DEP.***
Refer to MA-DEP Certificate for Potable and Non-Potable Water.
Refer to NJ-DEP Certificate for Potable and Non-Potable Water.

Texas Commisson on Environmental Quality Certificate/Lab ID: T104704476. ***NELAP Accredited.***
Non-Potable Water (Inorganic Parameters: EPA 120.1, 1664, 200.7, 200.8, 245.1, 245.2, 300.0, 350.1, 351.1, 353.2, 410.4, 420.1, 6010, 6020, 7196, 7470, 9040, SM 2120B, 2310B, 2320B, 2510B, 2540B, 2540C, 2540D, 426C, 4500CL-E, 4500CN-E, 4500F-C, 4500H+B, 4500NH3-H, 4500NO2B, 4500P-E, 4500 $S2^{-}$D, 510C, 5210B, 5220D, 5310C, 5540C. Organic Parameters: EPA 608, 624, 625, 8081, 8082, 8151, 8260, 8270, 8330.)

Solid & Hazardous Waste (Inorganic Parameters: EPA 1311, 1312, 9012, 9014, 9040, 9045, 9050, 9065.)

Virginia Division of Consolidated Laboratory Services Certificate/Lab ID: 460195. ***NELAP Accredited.***
Drinking Water (Inorganic Parameters: EPA 200.7, 200.8, 300.0, 2510B, 2120B, 2540C, 4500CN-CE, 245.1, 2320B, 4500F-C, 4500NO3-F, 4500H+B, 5310C. Organic Parameters: EPA 504.1, 524.2.)

Non-Potable Water (Inorganic Parameters: EPA 120.1, 1664A, 200.7, 200.8, 245.1, 300.0, 350.1, 351.1, 351.2, 3005A, 3015, 1312, 6010B, 6010C, 3060A, 353.2, 420.1, 2340B, 6020, 6020A, SM4500S-D, SM4500-CN-CE, Lachat 10-204-00-1-X, 7196A, 7470A, 2310B, 2320B, 2510B, 2540B, 2540C, 2540D, 3500Cr-D, 426C, 4500Cl-E, 4500F-B, 4500F-C, 4500NH3-H, 4500NO2-B, 4500NO3-F, 4500 SO3-B, 4500H-B, 4500PE, 510AC, 5210B, 5310B 5310C, 5540C, 9010Cm

9030B, 9040C. Organic Parameters: EPA 3510C, 3630C, 5030B, 8260B, 608, 624, 625, 8011, 8015C, 8081A, 8081B, 8082, 8082A, 8151A, 8260C, 8270C, 8270D, 8270C-SIM, 8270D-SIM, 8330,)

Solid & Hazardous Waste (Inorganic Parameters: EPA 1010A, 1030, 3060A, 3050B, 1311, 1312, 6010B, 6010C, 6020, , 7196A, 7471A, 7471B, 6020A, 9010C, 9012B, 9030B, 9014, 9038, 9040C, 9045D, 9251, 9050A, 9065. Organic Parameters: EPA 5030B, 5035, 3540C, 3546, 3550B, 3580A, 3620C, 3630C, 6020A, 8260B, 8260C, 8015B, 8015C, 8081A, 8081B, 8082, 8082A, 8151A, 8270C, 8270D, 8270C-SIM, 8270D-SIM, 8330.)

Department of Defense, L-A-B Certificate/Lab ID: L2217.
Drinking Water (Inorganic Parameters: SM 4500H-B. Organic Parameters: EPA 524.2, 504.1.)

Non-Potable Water (Inorganic Parameters: EPA 200.7, 200.8, 6010B, 6010C, 6020, 6020A, 245.1, 245.2, 7470A, 9040B, 9010B, 180.1. 300.0, 332.0, 6860, 353.2, 410.4, 9060, 1664A, SM 4500CN-E, 4500H-B, 4500NO3-F, 4500CL-D, 5220D, 5310C, 2130B, 2320B, 2540C, 3005A, 3015, 9010B, 9056, 7196A, 3500-Cr-D. Organic Parameters: EPA 8260B, 8260C, 8270C, 8270D, 8270C-SIM, 8270D-SIM, 8330A, 8082, 8082A, 8081A, 8081B, 3510C, 5030B, MassDEP EPH, MassDEP VPH.)

Solid & Hazardous Waste (Inorganic Parameters: EPA 200.7, 6010B, 6010C, 7471A, 6860, 1311, 1312, 3050B, 7196A, 9010B, 9012A, 9040B, 9045C, 3500-CR-D, 4500CN-CE, 2540G, Organic Parameters: EPA 8260B, 8260C, 8270C, 8270D, 8270C-SIM, 8270D-SIM, 8330A/B-prep, 8082, 8082A, 8081A, 8081B, 3540C, 3546, 3580A, 5035A, MassDEP EPH, MassDEP VPH.)

The following analytes are not included in our current NELAP/TNI Scope of Accreditation:
EPA 524.2: Acetone, 2-Butanone (Methyl ethyl ketone (MEK)), Tert-butyl alcohol, 2-Hexanone, Tetrahydrofuran, 1,3,5-Trichlorobenzene, 4-Methyl-2-pentanone (MIBK), Carbon disulfide, Diethyl ether. **EPA 8260B:** 1,2,4,5-Tetramethylbenzene, 4-Ethyltoluene. **EPA 8260 Non-potable water matrix:** Iodomethane (methyl iodide), Methyl methacrylate. **EPA 8260 Soil matrix:** Tert-amyl methyl ether (TAME), Diisopropyl ether (DIPE), Azobenzene. **EPA 8330A:** PETN, Picric Acid, Nitroglycerine, 2,6-DANT, 2,4-DANT. **EPA 8270C:** Methyl naphthalene, Dimethyl naphthalene, Total Methylnapthalenes, Total Dimethylnaphthalenes, 1,4-Diphenylhydrazine. **EPA 625:** 4-Chloroaniline, 4-Methylphenol. Total Phosphorus in a soil matrix, TKN in a soil matrix, NO2 in a soil matrix, NO3 in a soil matrix. **EPA 9071:** Total Petroleum Hydrocarbons, Oil & Grease.

CHAIN OF CUSTODY

PAGE 1 OF 1

ALPHA ANALYTICAL
WESTBORO, MA TEL: 508-898-9220 FAX: 508-898-9193
MANSFIELD, MA TEL: 508-822-9300 FAX: 508-822-3288

Date Rec'd In Lab: 6/26/13

ALPHA Job #: L1318/6

Client Information

Client: H2H Associates
Address: 17A River Street
Troy NY 12180
Phone: 518-270-1620
Fax:
Email: LHoose@h2hassociates.com

☐ These samples have been previously analyzed by Alpha

Project Information

Project Name: AOC#3
Project Location: Guilderland HS / NEIP
Project #: ~~600~~ 610.25
Project Manager: Lori Hoose
ALPHA Quote #:

Turn-Around Time

☒ Standard ☐ RUSH (only confirmed if pre-approved!)
Date Due: 7/2/13 Time:

Report Information - Data Deliverables

☐ FAX ☒ EMAIL
☒ ADEx ☐ Add'l Deliverables

Billing Information

☐ Same as Client info PO #:

Regulatory Requirements/Report Limits

State /Fed Program: Criteria: CLP Equivalent Data Package

Other Project Specific Requirements/Comments/Detection Limits:

ALPHA Lab ID (Lab Use Only)	Sample ID	Collection Date	Collection Time	Sample Matrix	Sampler's Initials	VOC 8260	Temperature	Sample Specific Comments	TOTAL # BOTTLES
1318/6-01	STW-4	6/25/13	0920	GW		X			3
02	MW-1	6/24/13	1505	GW		X			3
03	DTW-4-MS	6/25/13	1250	GW		X			3
04	STW-5	6/25/13	1500	GW		X			3
03	DTW-4D	6/25/13	1250	GW		X			3
05	MW-8	6/24/13	1634	GW		X			3
03	DTW-4-MSD	6/25/13	1250	GW		X			3
06	MW-9	6/25/13		GW		X			3
07	Trip Blank - 6-25-13	—	—	W	—	X			1
	Temp Blank	6/25/13	—	W	—		X		1

SAMPLE HANDLING

Filtration
☐ Done ☐ Not needed ☐ Lab to do
Preservation
☐ Lab to do
(Please specify below)

Container Type	V	P
Preservative	B	A

Relinquished By:	Date/Time	Received By:	Date/Time
	6/25/13 1715		6-25-13 2145
	6-26-13 0100		6/26/13 0100

Please print clearly, legibly and completely. Samples can not be logged in and turnaround time clock will not start until any ambiguities are resolved. All samples submitted are subject to Alpha's Terms and Conditions. See reverse side.

FORM NO: 01-01 (rev. 14-OCT-07)

Serial_No:07051313:48

CHAIN OF CUSTODY

PAGE 1 OF 1

ALPHA ANALYTICAL
WESTBORO, MA TEL: 508-898-9220 FAX: 508-898-9193
MANSFIELD, MA TEL: 508-822-9300 FAX: 508-822-3288

Date Rec'd In Lab: 6/26/13

ALPHA Job #: L1318/6

Client Information

Client: H2H Associates
Address: 17A River Street
Troy NY 12180
Phone: 518-270-1620
Fax:
Email: lhoose@h2hassociates.com

☐ These samples have been previously analyzed by Alpha

Project Information

Project Name: AOC#3
Project Location: Guilderland HS / NEIP
Project #: ~~600~~ 610.25
Project Manager: Lori Hoose
ALPHA Quote #:

Turn-Around Time

☒ Standard ☐ RUSH (only confirmed if pre-approved!)
Date Due: 7/2/13 Time:

Other Project Specific Requirements/Comments/Detection Limits:

Report Information - Data Deliverables

☐ FAX ☒ EMAIL
☒ ADEx ☐ Add'l Deliverables

Billing Information

☐ Same as Client info PO #:

Regulatory Requirements/Report Limits

State /Fed Program Criteria CLP Equivalent Data Package

ALPHA Lab ID (Lab Use Only)	Sample ID	Collection Date	Collection Time	Sample Matrix	Sampler's Initials	VOC 8260	Temperature	Sample Specific Comments	TOTAL # BOTTLES
1318/6-01	STW-4	6/25/13	0920	GW		X		Edits on COC made	3
02	MW-1	6/24/13	1505	GW		X		by Gina Hall as	3
03	~~DTW-4-MS~~ DTW-3-MS	6/25/13	1250	GW		X		per Lori Hoose	3
04	STW-5	6/25/13	1500	GW		X		GMH 6/26/13	3
03	~~DTW-4~~ DTW-3	6/25/13	1250	GW		X			3
05	MW-8	6/24/13	1634	GW		X			3
03	~~DTW-4-MSD~~ DTW-3-MSD	6/25/13	1250	GW		X			3
06	MW-9	6/25/13	1620	GW		X			3
07	Trip Blank - 6-25-13	—	—	w	—	X			1
	Temp Blank	6/25/13	—	w	—		X		1

SAMPLE HANDLING
Filtration
☐ Done ☐ Not needed ☐ Lab to do
Preservation
☐ Lab to do
(Please specify below)

Container Type	V	P
Preservative	B	A

Relinquished By:	Date/Time	Received By:	Date/Time
	6/25/13 1715		6-25-13 2145
	6-26-13 0100		6/26/13 0100

Please print clearly, legibly and completely. Samples can not be logged in and turnaround time clock will not start until any ambiguities are resolved. All samples submitted are subject to Alpha's Terms and Conditions. See reverse side.

FORM NO: 01-01 (rev. 14-OCT-07)

ANALYTICAL REPORT

Lab Number:	L1316807
Client:	H2H Associates, LLC 179 River Street Troy, NY 12189
ATTN:	Lori Hoose
Phone:	(518) 270-1620
Project Name:	AOC#3 NEIP
Project Number:	610.26
Report Date:	09/03/13

The original project report/data package is held by Alpha Analytical. This report/data package is paginated and should be reproduced only in its entirety. Alpha Analytical holds no responsibility for results and/or data that are not consistent with the original.

Certifications & Approvals: MA (M-MA086), NY (11148), CT (PH-0574), NH (2003), NJ NELAP (MA935), RI (LAO00065), ME (MA00086), PA (68-03671), USDA (Permit #P-330-11-00240), NC (666), TX (T104704476), DOD (L2217), US Army Corps of Engineers.

Eight Walkup Drive, Westborough, MA 01581-1019
508-898-9220 (Fax) 508-898-9193 800-624-9220 - www.alphalab.com

Project Name: AOC#3 NEIP
Project Number: 610.26

Lab Number: L1316807
Report Date: 09/03/13

Alpha Sample ID	Client ID	Sample Location	Collection Date/Time
L1316807-01	DTW-4	AOC#3, GUILDERLAND	08/28/13 14:30
L1316807-02	STW-11	AOC#3, GUILDERLAND	08/28/13 10:30
L1316807-03	STW-10	AOC#3, GUILDERLAND	08/28/13 08:45
L1316807-04	DUP-1-8-28-13	AOC#3, GUILDERLAND	08/28/13 00:00
L1316807-05	STW-7	AOC#3, GUILDERLAND	08/27/13 14:05
L1316807-06	STW-8	AOC#3, GUILDERLAND	08/27/13 11:45
L1316807-07	STW-9	AOC#3, GUILDERLAND	08/27/13 15:45
L1316807-08	TRIP BLANK	AOC#3, GUILDERLAND	08/27/13 00:00
L1316807-09	STW-6	AOC#3, GUILDERLAND	08/28/13 16:40
L1316807-10	STW-14	AOC#3, GUILDERLAND	08/28/13 18:20

Project Name: AOC#3 NEIP
Project Number: 610.26

Lab Number: L1316807
Report Date: 09/03/13

Case Narrative

The samples were received in accordance with the Chain of Custody and no significant deviations were encountered during the preparation or analysis unless otherwise noted. Sample Receipt, Container Information, and the Chain of Custody are located at the back of the report.

Results contained within this report relate only to the samples submitted under this Alpha Lab Number and meet all of the requirements of NELAC, for all NELAC accredited parameters. The data presented in this report is organized by parameter (i.e. VOC, SVOC, etc.). Sample specific Quality Control data (i.e. Surrogate Spike Recovery) is reported at the end of the target analyte list for each individual sample, followed by the Laboratory Batch Quality Control at the end of each parameter. If a sample was re-analyzed or re-extracted due to a required quality control corrective action and if both sets of data are reported, the Laboratory ID of the re-analysis or re-extraction is designated with an "R" or "RE", respectively. When multiple Batch Quality Control elements are reported (e.g. more than one LCS), the associated samples for each element are noted in the grey shaded header line of each data table. Any Laboratory Batch, Sample Specific % recovery or RPD value that is outside the listed Acceptance Criteria is bolded in the report. Performance criteria for CAM and RCP methods allow for some LCS compound failures to occur and still be within method compliance. In these instances, the specific failures are not narrated but are noted in the associated QC table. This information is also incorporated in the Data Usability format for our Data Merger tool where it can be reviewed along with any associated usability implications. Soil/sediments, solids and tissues are reported on a dry weight basis unless otherwise noted. Definitions of all data qualifiers and acronyms used in this report are provided in the Glossary located at the back of the report.

In reference to questions H (CAM) or 4 (RCP) when "NO" is checked, the performance criteria for CAM and RCP methods allow for some quality control failures to occur and still be within method compliance. In these instances the specific failure is not narrated but noted in the associated QC table. The information is also incorporated in the Data Usability format of our Data Merger tool where it can be reviewed along with any associated usability implications.

Please see the associated ADEx data file for a comparison of laboratory reporting limits that were achieved with the regulatory Numerical Standards requested on the Chain of Custody.

HOLD POLICY
For samples submitted on hold, Alpha's policy is to hold samples free of charge for 30 days from the date the project is completed. After 30 days, we will dispose of all samples submitted including those put on hold unless you have contacted your Client Service Representative and made arrangements for Alpha to continue to hold the samples.

Please contact Client Services at 800-624-9220 with any questions.

Project Name: AOC#3 NEIP
Project Number: 610.26
Lab Number: L1316807
Report Date: 09/03/13

Case Narrative (continued)

Report Submission

All non-detect (ND) or estimated concentrations (J-qualified) have been quantitated to the limit noted in the MDL column.

Testing performed for the reported analyses followed the guidelines established under the DoD QSM 4.2, where applicable.

Note: When manual integrations are performed, they are assigned one of the following codes, and can be found on the raw data provided within the data deliverable package.

Manual Integration Codes

M1 Split or tailing peak, auto integration stopped early resulting in false low area count.

M2 Peak not found by automatic integration algorithm.

M3 Misidentification of the peak (i.e. 1,4-dichlorobenzene identified as 1,3-dichlorobenzene), or misidentification from 2 partially resolved peaks not being split.

M4 Poor automated baseline construction.

M5 Manual integration over a retention time range required, i.e. for hydrocarbon range methods.

M6 Misassignment of peak valley by automated integration (poor split of 2 peaks).

M7 A qualifier ion was manually integrated (only for GC/MS data).

M8 Integration of individual analyte eluting on top of an unresolved complex.

M9 Other: Explain on chromatogram.

Volatile Organics by GC/MS

WG632750: MS/MSD was not performed with this batch.

I, the undersigned, attest under the pains and penalties of perjury that, to the best of my knowledge and belief and based upon my personal inquiry of those responsible for providing the information contained in this analytical report, such information is accurate and complete. This certificate of analysis is not complete unless this page accompanies any and all pages of this report.

Authorized Signature: Michelle M. Morris

Title: Technical Director/Representative Date: 09/03/13

ORGANICS

VOLATILES

Project Name: AOC#3 NEIP **Lab Number:** L1316807

Project Number: 610.26 **Report Date:** 09/03/13

SAMPLE RESULTS

Lab ID:	L1316807-01	Date Collected:	08/28/13 14:30
Client ID:	DTW-4	Date Received:	08/28/13
Sample Location:	AOC#3, GUILDERLAND	Field Prep:	Not Specified
Matrix:	Water		
Analytical Method:	1,8260C		
Analytical Date:	08/31/13 17:30		
Analyst:	TR		

Parameter	Result	Qualifier	Units	RL	MDL	Dilution Factor
Volatile Organics by GC/MS - Westborough Lab						
Tetrachloroethene	ND		ug/l	0.500	0.181	1
Vinyl chloride	ND		ug/l	1.00	0.142	1
Trichloroethene	ND		ug/l	0.500	0.175	1
cis-1,2-Dichloroethene	ND		ug/l	0.500	0.187	1

Surrogate	% Recovery	Qualifier	Acceptance Criteria
1,2-Dichloroethane-d4	96		70-120
Toluene-d8	96		85-120
4-Bromofluorobenzene	96		75-120
Dibromofluoromethane	95		85-115

Project Name: AOC#3 NEIP **Lab Number:** L1316807

Project Number: 610.26 **Report Date:** 09/03/13

SAMPLE RESULTS

Lab ID:	L1316807-02	Date Collected:	08/28/13 10:30
Client ID:	STW-11	Date Received:	08/28/13
Sample Location:	AOC#3, GUILDERLAND	Field Prep:	Not Specified
Matrix:	Water		
Analytical Method:	1,8260C		
Analytical Date:	08/31/13 17:56		
Analyst:	TR		

Parameter	Result	Qualifier	Units	RL	MDL	Dilution Factor
Volatile Organics by GC/MS - Westborough Lab						
Tetrachloroethene	ND		ug/l	0.500	0.181	1
Vinyl chloride	ND		ug/l	1.00	0.142	1
Trichloroethene	0.437	J	ug/l	0.500	0.175	1
cis-1,2-Dichloroethene	ND		ug/l	0.500	0.187	1

Surrogate	% Recovery	Qualifier	Acceptance Criteria
1,2-Dichloroethane-d4	97		70-120
Toluene-d8	96		85-120
4-Bromofluorobenzene	96		75-120
Dibromofluoromethane	98		85-115

Project Name: AOC#3 NEIP **Lab Number:** L1316807

Project Number: 610.26 **Report Date:** 09/03/13

SAMPLE RESULTS

Lab ID:	L1316807-03	Date Collected:	08/28/13 08:45
Client ID:	STW-10	Date Received:	08/28/13
Sample Location:	AOC#3, GUILDERLAND	Field Prep:	Not Specified
Matrix:	Water		
Analytical Method:	1,8260C		
Analytical Date:	08/31/13 18:21		
Analyst:	TR		

Parameter	Result	Qualifier	Units	RL	MDL	Dilution Factor
Volatile Organics by GC/MS - Westborough Lab						
Tetrachloroethene	ND		ug/l	0.500	0.181	1
Vinyl chloride	ND		ug/l	1.00	0.142	1
Trichloroethene	1.45		ug/l	0.500	0.175	1
cis-1,2-Dichloroethene	ND		ug/l	0.500	0.187	1

Surrogate	% Recovery	Qualifier	Acceptance Criteria
1,2-Dichloroethane-d4	96		70-120
Toluene-d8	97		85-120
4-Bromofluorobenzene	96		75-120
Dibromofluoromethane	98		85-115

Project Name: AOC#3 NEIP **Lab Number:** L1316807

Project Number: 610.26 **Report Date:** 09/03/13

SAMPLE RESULTS

Lab ID:	L1316807-04	Date Collected:	08/28/13 00:00
Client ID:	DUP-1-8-28-13	Date Received:	08/28/13
Sample Location:	AOC#3, GUILDERLAND	Field Prep:	Not Specified
Matrix:	Water		
Analytical Method:	1,8260C		
Analytical Date:	08/31/13 18:47		
Analyst:	TR		

Parameter	Result	Qualifier	Units	RL	MDL	Dilution Factor
Volatile Organics by GC/MS - Westborough Lab						
Tetrachloroethene	ND		ug/l	0.500	0.181	1
Vinyl chloride	ND		ug/l	1.00	0.142	1
Trichloroethene	0.481	J	ug/l	0.500	0.175	1
cis-1,2-Dichloroethene	ND		ug/l	0.500	0.187	1

Surrogate	% Recovery	Qualifier	Acceptance Criteria
1,2-Dichloroethane-d4	98		70-120
Toluene-d8	96		85-120
4-Bromofluorobenzene	96		75-120
Dibromofluoromethane	95		85-115

Project Name: AOC#3 NEIP **Lab Number:** L1316807

Project Number: 610.26 **Report Date:** 09/03/13

SAMPLE RESULTS

Lab ID:	L1316807-05	Date Collected:	08/27/13 14:05
Client ID:	STW-7	Date Received:	08/28/13
Sample Location:	AOC#3, GUILDERLAND	Field Prep:	Not Specified
Matrix:	Water		
Analytical Method:	1,8260C		
Analytical Date:	08/31/13 19:12		
Analyst:	TR		

Parameter	Result	Qualifier	Units	RL	MDL	Dilution Factor
Volatile Organics by GC/MS - Westborough Lab						
Tetrachloroethene	ND		ug/l	0.500	0.181	1
Vinyl chloride	ND		ug/l	1.00	0.142	1
Trichloroethene	ND		ug/l	0.500	0.175	1
cis-1,2-Dichloroethene	ND		ug/l	0.500	0.187	1

Surrogate	% Recovery	Qualifier	Acceptance Criteria
1,2-Dichloroethane-d4	96		70-120
Toluene-d8	96		85-120
4-Bromofluorobenzene	96		75-120
Dibromofluoromethane	98		85-115

Project Name: AOC#3 NEIP **Lab Number:** L1316807

Project Number: 610.26 **Report Date:** 09/03/13

SAMPLE RESULTS

Lab ID:	L1316807-06	Date Collected:	08/27/13 11:45
Client ID:	STW-8	Date Received:	08/28/13
Sample Location:	AOC#3, GUILDERLAND	Field Prep:	Not Specified
Matrix:	Water		
Analytical Method:	1,8260C		
Analytical Date:	08/31/13 19:38		
Analyst:	TR		

Parameter	Result	Qualifier	Units	RL	MDL	Dilution Factor
Volatile Organics by GC/MS - Westborough Lab						
Tetrachloroethene	ND		ug/l	0.500	0.181	1
Vinyl chloride	ND		ug/l	1.00	0.142	1
Trichloroethene	ND		ug/l	0.500	0.175	1
cis-1,2-Dichloroethene	ND		ug/l	0.500	0.187	1

Surrogate	% Recovery	Qualifier	Acceptance Criteria
1,2-Dichloroethane-d4	99		70-120
Toluene-d8	96		85-120
4-Bromofluorobenzene	96		75-120
Dibromofluoromethane	99		85-115

Project Name: AOC#3 NEIP **Lab Number:** L1316807

Project Number: 610.26 **Report Date:** 09/03/13

SAMPLE RESULTS

Lab ID:	L1316807-07	Date Collected:	08/27/13 15:45
Client ID:	STW-9	Date Received:	08/28/13
Sample Location:	AOC#3, GUILDERLAND	Field Prep:	Not Specified
Matrix:	Water		
Analytical Method:	1,8260C		
Analytical Date:	08/31/13 20:03		
Analyst:	TR		

Parameter	Result	Qualifier	Units	RL	MDL	Dilution Factor
Volatile Organics by GC/MS - Westborough Lab						
Tetrachloroethene	ND		ug/l	0.500	0.181	1
Vinyl chloride	ND		ug/l	1.00	0.142	1
Trichloroethene	ND		ug/l	0.500	0.175	1
cis-1,2-Dichloroethene	ND		ug/l	0.500	0.187	1

Surrogate	% Recovery	Qualifier	Acceptance Criteria
1,2-Dichloroethane-d4	102		70-120
Toluene-d8	96		85-120
4-Bromofluorobenzene	95		75-120
Dibromofluoromethane	98		85-115

Project Name: AOC#3 NEIP **Lab Number:** L1316807

Project Number: 610.26 **Report Date:** 09/03/13

SAMPLE RESULTS

Lab ID:	L1316807-08	Date Collected:	08/27/13 00:00
Client ID:	TRIP BLANK	Date Received:	08/28/13
Sample Location:	AOC#3, GUILDERLAND	Field Prep:	Not Specified
Matrix:	Water		
Analytical Method:	1,8260C		
Analytical Date:	08/29/13 19:23		
Analyst:	PD		

Parameter	Result	Qualifier	Units	RL	MDL	Dilution Factor
Volatile Organics by GC/MS - Westborough Lab						
Tetrachloroethene	ND		ug/l	0.500	0.181	1
Vinyl chloride	ND		ug/l	1.00	0.142	1
Trichloroethene	ND		ug/l	0.500	0.175	1
cis-1,2-Dichloroethene	ND		ug/l	0.500	0.187	1

Surrogate	% Recovery	Qualifier	Acceptance Criteria
1,2-Dichloroethane-d4	118		70-120
Toluene-d8	90		85-120
4-Bromofluorobenzene	87		75-120
Dibromofluoromethane	114		85-115

Project Name: AOC#3 NEIP **Lab Number:** L1316807

Project Number: 610.26 **Report Date:** 09/03/13

SAMPLE RESULTS

Lab ID:	L1316807-09	Date Collected:	08/28/13 16:40
Client ID:	STW-6	Date Received:	08/28/13
Sample Location:	AOC#3, GUILDERLAND	Field Prep:	Not Specified
Matrix:	Water		
Analytical Method:	1,8260C		
Analytical Date:	08/31/13 20:29		
Analyst:	TR		

Parameter	Result	Qualifier	Units	RL	MDL	Dilution Factor
Volatile Organics by GC/MS - Westborough Lab						
Tetrachloroethene	0.509		ug/l	0.500	0.181	1
Vinyl chloride	ND		ug/l	1.00	0.142	1
Trichloroethene	12.4		ug/l	0.500	0.175	1
cis-1,2-Dichloroethene	1.09		ug/l	0.500	0.187	1

Surrogate	% Recovery	Qualifier	Acceptance Criteria
1,2-Dichloroethane-d4	102		70-120
Toluene-d8	94		85-120
4-Bromofluorobenzene	95		75-120
Dibromofluoromethane	99		85-115

Project Name: AOC#3 NEIP **Lab Number:** L1316807

Project Number: 610.26 **Report Date:** 09/03/13

SAMPLE RESULTS

Lab ID:	L1316807-10	Date Collected:	08/28/13 18:20
Client ID:	STW-14	Date Received:	08/28/13
Sample Location:	AOC#3, GUILDERLAND	Field Prep:	Not Specified
Matrix:	Water		
Analytical Method:	1,8260C		
Analytical Date:	08/31/13 20:54		
Analyst:	TR		

Parameter	Result	Qualifier	Units	RL	MDL	Dilution Factor
Volatile Organics by GC/MS - Westborough Lab						
Tetrachloroethene	ND		ug/l	0.500	0.181	1
Vinyl chloride	ND		ug/l	1.00	0.142	1
Trichloroethene	0.728		ug/l	0.500	0.175	1
cis-1,2-Dichloroethene	0.198	J	ug/l	0.500	0.187	1

Surrogate	% Recovery	Qualifier	Acceptance Criteria
1,2-Dichloroethane-d4	104		70-120
Toluene-d8	95		85-120
4-Bromofluorobenzene	95		75-120
Dibromofluoromethane	101		85-115

Project Name: AOC#3 NEIP
Project Number: 610.26

Lab Number: L1316807
Report Date: 09/03/13

Method Blank Analysis
Batch Quality Control

Analytical Method: 1,8260C
Analytical Date: 08/29/13 10:57
Analyst: PD

Parameter	Result	Qualifier	Units	RL	MDL
Volatile Organics by GC/MS - Westborough Lab for sample(s): 08 Batch: WG632750-3					
Tetrachloroethene	ND		ug/l	0.500	0.181
Vinyl chloride	ND		ug/l	1.00	0.142
Trichloroethene	ND		ug/l	0.500	0.175
cis-1,2-Dichloroethene	ND		ug/l	0.500	0.187

Surrogate	%Recovery	Qualifier	Acceptance Criteria
1,2-Dichloroethane-d4	109		70-120
Toluene-d8	92		85-120
4-Bromofluorobenzene	89		75-120
Dibromofluoromethane	110		85-115

Project Name: AOC#3 NEIP
Project Number: 610.26

Lab Number: L1316807
Report Date: 09/03/13

Method Blank Analysis
Batch Quality Control

Analytical Method: 1,8260C
Analytical Date: 08/31/13 17:05
Analyst: TR

Parameter	Result	Qualifier	Units	RL	MDL
Volatile Organics by GC/MS - Westborough Lab for sample(s): 01-07,09-10 Batch: WG633158-3					
Tetrachloroethene	ND		ug/l	0.500	0.181
Vinyl chloride	ND		ug/l	1.00	0.142
Trichloroethene	ND		ug/l	0.500	0.175
cis-1,2-Dichloroethene	ND		ug/l	0.500	0.187

Surrogate	%Recovery	Qualifier	Acceptance Criteria
1,2-Dichloroethane-d4	94		70-120
Toluene-d8	98		85-120
4-Bromofluorobenzene	99		75-120
Dibromofluoromethane	96		85-115

Lab Control Sample Analysis

Batch Quality Control

Project Name: AOC#3 NEIP

Project Number: 610.26

Lab Number: L1316807

Report Date: 09/03/13

Parameter	LCS %Recovery	Qual	LCSD %Recovery	Qual	%Recovery Limits	RPD	Qual	RPD Limits
Volatile Organics by GC/MS - Westborough Lab Associated sample(s): 08 Batch: WG632750-1 WG632750-2								
Tetrachloroethene	99		98		45-150	1		30
Vinyl chloride	87		84		50-145	4		30
Trichloroethene	104		101		70-125	3		30
cis-1,2-Dichloroethene	99		97		70-125	2		30

Surrogate	LCS %Recovery	Qual	LCSD %Recovery	Qual	Acceptance Criteria
1,2-Dichloroethane-d4	116		118		70-120
Toluene-d8	94		94		85-120
4-Bromofluorobenzene	89		89		75-120
Dibromofluoromethane	112		111		85-115

Lab Control Sample Analysis

Batch Quality Control

Project Name: AOC#3 NEIP

Project Number: 610.26

Lab Number: L1316807

Report Date: 09/03/13

Parameter	LCS %Recovery	Qual	LCSD %Recovery	Qual	%Recovery Limits	RPD	Qual	RPD Limits
Volatile Organics by GC/MS - Westborough Lab Associated sample(s): 01-07,09-10 Batch: WG633158-1 WG633158-2								
Tetrachloroethene	101		105		45-150	4		30
Vinyl chloride	97		98		50-145	1		30
Trichloroethene	97		100		70-125	3		30
cis-1,2-Dichloroethene	99		100		70-125	1		30

Surrogate	LCS %Recovery	Qual	LCSD %Recovery	Qual	Acceptance Criteria
1,2-Dichloroethane-d4	95		96		70-120
Toluene-d8	99		99		85-120
4-Bromofluorobenzene	97		98		75-120
Dibromofluoromethane	95		95		85-115

Matrix Spike Analysis
Batch Quality Control

Project Name: AOC#3 NEIP
Project Number: 610.26

Lab Number: L1316807
Report Date: 09/03/13

Parameter	Native Sample	MS Added	MS Found	MS %Recovery	Qual	MSD Found	MSD %Recovery	Qual	Recovery Limits	RPD	Qual	RPD Limits
Volatile Organics by GC/MS - Westborough Lab Associated sample(s): 01-07,09-10 QC Batch ID: WG633158-4 WG633158-5 QC Sample: L1316807-02 Client ID: STW-11												
Tetrachloroethene	ND	10	11.9	119		11.8	119		45-150	1		30
Vinyl chloride	ND	10	9.56	96		10.4	104		50-145	8		30
Trichloroethene	0.437J	10	12.0	120		11.9	119		70-125	1		30
cis-1,2-Dichloroethene	ND	10	11.0	110		11.0	110		70-125	0		30

Surrogate	MS % Recovery	MS Qualifier	MSD % Recovery	MSD Qualifier	Acceptance Criteria
1,2-Dichloroethane-d4	107		107		70-120
4-Bromofluorobenzene	94		95		75-120
Dibromofluoromethane	101		104		85-115
Toluene-d8	95		95		85-120

Project Name: AOC#3 NEIP
Project Number: 610.26

Lab Number: L1316807
Report Date: 09/03/13

Sample Receipt and Container Information

Were project specific reporting limits specified? YES

Reagent H2O Preserved Vials Frozen on: NA

Cooler Information **Custody Seal**

Cooler	
A	Absent

Container Information

Container ID	Container Type	Cooler	pH	Temp deg C	Pres	Seal	Analysis(*)
L1316807-01A	Vial HCl preserved	A	N/A	4.7	Y	Absent	DOD-8260(14)
L1316807-01B	Vial HCl preserved	A	N/A	4.7	Y	Absent	DOD-8260(14)
L1316807-01C	Vial HCl preserved	A	N/A	4.7	Y	Absent	DOD-8260(14)
L1316807-02A	Vial HCl preserved	A	N/A	4.7	Y	Absent	DOD-8260(14)
L1316807-02B	Vial HCl preserved	A	N/A	4.7	Y	Absent	DOD-8260(14)
L1316807-02C	Vial HCl preserved	A	N/A	4.7	Y	Absent	DOD-8260(14)
L1316807-03A	Vial HCl preserved	A	N/A	4.7	Y	Absent	DOD-8260(14)
L1316807-03B	Vial HCl preserved	A	N/A	4.7	Y	Absent	DOD-8260(14)
L1316807-03C	Vial HCl preserved	A	N/A	4.7	Y	Absent	DOD-8260(14)
L1316807-04A	Vial HCl preserved	A	N/A	4.7	Y	Absent	DOD-8260(14)
L1316807-04B	Vial HCl preserved	A	N/A	4.7	Y	Absent	DOD-8260(14)
L1316807-04C	Vial HCl preserved	A	N/A	4.7	Y	Absent	DOD-8260(14)
L1316807-05A	Vial HCl preserved	A	N/A	4.7	Y	Absent	DOD-8260(14)
L1316807-05B	Vial HCl preserved	A	N/A	4.7	Y	Absent	DOD-8260(14)
L1316807-05C	Vial HCl preserved	A	N/A	4.7	Y	Absent	DOD-8260(14)
L1316807-06A	Vial HCl preserved	A	N/A	4.7	Y	Absent	DOD-8260(14)
L1316807-06B	Vial HCl preserved	A	N/A	4.7	Y	Absent	DOD-8260(14)
L1316807-06C	Vial HCl preserved	A	N/A	4.7	Y	Absent	DOD-8260(14)
L1316807-07A	Vial HCl preserved	A	N/A	4.7	Y	Absent	DOD-8260(14)
L1316807-07B	Vial HCl preserved	A	N/A	4.7	Y	Absent	DOD-8260(14)
L1316807-07C	Vial HCl preserved	A	N/A	4.7	Y	Absent	DOD-8260(14)
L1316807-08A	Vial HCl preserved	A	N/A	4.7	Y	Absent	DOD-8260(14)
L1316807-09A	Vial HCl preserved	A	N/A	4.7	Y	Absent	DOD-8260(14)
L1316807-09B	Vial HCl preserved	A	N/A	4.7	Y	Absent	DOD-8260(14)
L1316807-09C	Vial HCl preserved	A	N/A	4.7	Y	Absent	DOD-8260(14)
L1316807-10A	Vial HCl preserved	A	N/A	4.7	Y	Absent	DOD-8260(14)
L1316807-10B	Vial HCl preserved	A	N/A	4.7	Y	Absent	DOD-8260(14)

*Values in parentheses indicate holding time in days

Project Name: AOC#3 NEIP
Project Number: 610.26

Lab Number: L1316807
Report Date: 09/03/13

Container Information

Container ID	Container Type	Cooler	pH	Temp deg C	Pres	Seal	Analysis(*)
L1316807-10C	Vial HCl preserved	A	N/A	4.7	Y	Absent	DOD-8260(14)

*Values in parentheses indicate holding time in days

Project Name:	AOC#3 NEIP	**Lab Number:**	L1316807
Project Number:	610.26	**Report Date:**	09/03/13

GLOSSARY

Acronyms

EDL - Estimated Detection Limit: This value represents the level to which target analyte concentrations are reported as estimated values, when those target analyte concentrations are quantified below the reporting limit (RL). The EDL includes any adjustments from dilutions, concentrations or moisture content, where applicable. The use of EDLs is specific to the analysis of PAHs using Solid-Phase Microextraction (SPME).

EPA - Environmental Protection Agency.

LCS - Laboratory Control Sample: A sample matrix, free from the analytes of interest, spiked with verified known amounts of analytes or a material containing known and verified amounts of analytes.

LCSD - Laboratory Control Sample Duplicate: Refer to LCS.

LFB - Laboratory Fortified Blank: A sample matrix, free from the analytes of interest, spiked with verified known amounts of analytes or a material containing known and verified amounts of analytes.

MDL - Method Detection Limit: This value represents the level to which target analyte concentrations are reported as estimated values, when those target analyte concentrations are quantified below the reporting limit (RL). The MDL includes any adjustments from dilutions, concentrations or moisture content, where applicable.

MS - Matrix Spike Sample: A sample prepared by adding a known mass of target analyte to a specified amount of matrix sample for which an independent estimate of target analyte concentration is available.

MSD - Matrix Spike Sample Duplicate: Refer to MS.

NA - Not Applicable.

NC - Not Calculated: Term is utilized when one or more of the results utilized in the calculation are non-detect at the parameter's reporting unit.

NI - Not Ignitable.

RL - Reporting Limit: The value at which an instrument can accurately measure an analyte at a specific concentration. The RL includes any adjustments from dilutions, concentrations or moisture content, where applicable.

RPD - Relative Percent Difference: The results from matrix and/or matrix spike duplicates are primarily designed to assess the precision of analytical results in a given matrix and are expressed as relative percent difference (RPD). Values which are less than five times the reporting limit for any individual parameter are evaluated by utilizing the absolute difference between the values; although the RPD value will be provided in the report.

SRM - Standard Reference Material: A reference sample of a known or certified value that is of the same or similar matrix as the associated field samples.

Footnotes

1 - The reference for this analyte should be considered modified since this analyte is absent from the target analyte list of the original method.

Terms

Analytical Method: Both the document from which the method originates and the analytical reference method. (Example: EPA 8260B is shown as 1,8260B.) The codes for the reference method documents are provided in the References section of the Addendum.

Data Qualifiers

A - Spectra identified as "Aldol Condensation Product".

B - The analyte was detected above the reporting limit in the associated method blank. Flag only applies to associated field samples that have detectable concentrations of the analyte at less than ten times (10x) the concentration found in the blank. For MCP-related projects, flag only applies to associated field samples that have detectable concentrations of the analyte at less than ten times (10x) the concentration found in the blank. For DOD-related projects, flag only applies to associated field samples that have detectable concentrations of the analyte at less than ten times (10x) the concentration found in the blank AND the analyte was detected above one-half the reporting limit (or above the reporting limit for common lab contaminants) in the associated method blank. For NJ-Air-related projects, flag only applies to associated field samples that have detectable concentrations of the analyte above the reporting limit.

C - Co-elution: The target analyte co-elutes with a known lab standard (i.e. surrogate, internal standards, etc.) for co-extracted analyses.

D - Concentration of analyte was quantified from diluted analysis. Flag only applies to field samples that have detectable concentrations of the analyte.

E - Concentration of analyte exceeds the range of the calibration curve and/or linear range of the instrument.

G - The concentration may be biased high due to matrix interferences (i.e, co-elution) with non-target compound(s). The result should be considered estimated.

H - The analysis of pH was performed beyond the regulatory-required holding time of 15 minutes from the time of sample collection.

I - The lower value for the two columns has been reported due to obvious interference.

Report Format: DU Report with "J" Qualifiers

Project Name:	AOC#3 NEIP	**Lab Number:**	L1316807
Project Number:	610.26	**Report Date:**	09/03/13

Data Qualifiers

M - Reporting Limit (RL) exceeds the MCP CAM Reporting Limit for this analyte.

NJ - Presumptive evidence of compound. This represents an estimated concentration for Tentatively Identified Compounds (TICs), where the identification is based on a mass spectral library search.

P - The RPD between the results for the two columns exceeds the method-specified criteria.

Q - The quality control sample exceeds the associated acceptance criteria. For DOD-related projects, LCS and/or Continuing Calibration Standard exceedences are also qualified on all associated sample results. Note: This flag is not applicable for matrix spike recoveries when the sample concentration is greater than 4x the spike added or for batch duplicate RPD when the sample concentrations are less than 5x the RL. (Metals only.)

R - Analytical results are from sample re-analysis.

RE - Analytical results are from sample re-extraction.

S - Analytical results are from modified screening analysis.

J - Estimated value. The Target analyte concentration is below the quantitation limit (RL), but above the Method Detection Limit (MDL) or Estimated Detection Limit (EDL) for SPME-related analyses. This represents an estimated concentration for Tentatively Identified Compounds (TICs).

ND - Not detected at the method detection limit (MDL) for the sample, or estimated detection limit (EDL) for SPME-related analyses.

Report Format: DU Report with "J" Qualifiers

Project Name:	AOC#3 NEIP	**Lab Number:**	L1316807
Project Number:	610.26	**Report Date:**	09/03/13

REFERENCES

1 Test Methods for Evaluating Solid Waste: Physical/Chemical Methods. EPA SW-846. Third Edition. Updates I - IV, 2007.

The analyses performed on the sample(s) within this report are in accordance with the minimum established guidelines set forth in the Department of Defense Quality Systems Manual, Version 4.2, issued October 25, 2010.

LIMITATION OF LIABILITIES

Alpha Analytical performs services with reasonable care and diligence normal to the analytical testing laboratory industry. In the event of an error, the sole and exclusive responsibility of Alpha Analytical shall be to re-perform the work at it's own expense. In no event shall Alpha Analytical be held liable for any incidental, consequential or special damages, including but not limited to, damages in any way connected with the use of, interpretation of, information or analysis provided by Alpha Analytical.

We strongly urge our clients to comply with EPA protocol regarding sample volume, preservation, cooling, containers, sampling procedures, holding time and splitting of samples in the field.

Certificate/Approval Program Summary

Last revised August 29, 2013 - Westboro Facility

The following list includes only those analytes/methods for which certification/approval is currently held.
For a complete listing of analytes for the referenced methods, please contact your Alpha Customer Service Representative.

Connecticut Department of Public Health Certificate/Lab ID: PH-0574. ***NELAP Accredited Solid Waste/Soil.***

Drinking Water (Inorganic Parameters: Color, pH, Turbidity, Conductivity, Alkalinity, Chloride, Free Residual Chlorine, Fluoride, Calcium Hardness, Sulfate, Nitrate, Nitrite, Aluminum, Antimony, Arsenic, Barium, Beryllium, Cadmium, Calcium, Chromium, Copper, Iron, Lead, Magnesium, Manganese, Mercury, Nickel, Selenium, Silver, Sodium, Thallium, Zinc, Total Dissolved Solids, Total Organic Carbon, Total Cyanide, Perchlorate. Organic Parameters: Volatile Organics 524.2, Total Trihalomethanes 524.2, 1,2-Dibromo-3-chloropropane (DBCP) 504.1, Ethylene Dibromide (EDB) 504.1, 1,4-Dioxane (Mod 8270). Microbiology Parameters: Total Coliform-MF mEndo (SM9222B), Total Coliform – Colilert (SM9223, Enumeration and P/A), E. Coli. – Colilert (SM9223, Enumeration and P/A), HPC – Pour Plate (SM9215B), Fecal Coliform – MF m-FC (SM9222D), Fecal Coliform-EC Medium (SM 9221E).

Wastewater/Non-Potable Water (Inorganic Parameters: Color, pH, Conductivity, Acidity, Alkalinity, Chloride, Total Residual Chlorine, Fluoride, Total Hardness, Silica, Sulfate, Sulfide, Ammonia, Kjeldahl Nitrogen, Nitrate, Nitrite, O-Phosphate, Total Phosphorus, Aluminum, Antimony, Arsenic, Barium, Beryllium, Boron, Cadmium, Calcium, Chromium, Hexavalent Chromium, Cobalt, Copper, Iron, Lead, Magnesium, Manganese, Mercury, Molybdenum, Nickel, Potassium, Selenium, Silver, Sodium, Strontium, Thallium, Tin, Titanium, Vanadium, Zinc, Total Residue (Solids), Total Dissolved Solids, Total Suspended Solids (non-filterable), BOD, CBOD, COD, TOC, Total Cyanide, Phenolics, Foaming Agents (MBAS), Bromide, Oil and Grease. Organic Parameters: PCBs, Organochlorine Pesticides, Technical Chlordane, Toxaphene, Acid Extractables (Phenols), Benzidines, Phthalate Esters, Nitrosamines, Nitroaromatics & Isophorone, Polynuclear Aromatic Hydrocarbons, Haloethers, Chlorinated Hydrocarbons, Volatile Organics, TPH (HEM/SGT), CT-Extractable Petroleum Hydrocarbons (ETPH), MA-EPH, MA-VPH. Microbiology Parameters: Total Coliform – MF mEndo (SM9222B), Total Coliform – MTF (SM9221B), E. Coli – Colilert (SM9223 Enumeration), HPC – Pour Plate (SM9215B), Fecal Coliform – MF m-FC (SM9222D), Fecal Coliform – A-1 Broth (SM9221E), Enterococcus - Enterolert.

Solid Waste/Soil (Inorganic Parameters: pH, Sulfide, Aluminum, Antimony, Arsenic, Barium, Beryllium, Boron, Cadmium, Calcium, Chromium, Hexavalent Chromium, Cobalt, Copper, Iron, Lead, Magnesium, Manganese, Mercury, Molybdenum, Nickel, Potassium, Selenium, Silver, Sodium, Thallium, Tin, Vanadium, Zinc, Total Cyanide, Ignitability, Phenolics, Corrosivity, TCLP Leach (1311), SPLP Leach (1312 metals only), Reactivity. Organic Parameters: PCBs, PCBs in Oil, Organochlorine Pesticides, Technical Chlordane, Toxaphene, CT-Extractable Petroleum Hydrocarbons (ETPH), MA-EPH, MA-VPH, Dicamba, 2,4-D, 2,4,5-T, 2,4,5-TP(Silvex), Dalapon, Volatile Organics (SW 8260), Acid Extractables (Phenols) (SW 8270), Benzidines (SW 8270), Phthalates (SW 8270), Nitrosamines (SW 8270), Nitroaromatics & Cyclic Ketones (SW 8270), PAHs (SW 8270), Haloethers (SW 8270), Chlorinated Hydrocarbons (SW 8270).)

State of Illinois Certificate/Lab ID: 003155. ***NELAP Accredited.***
Drinking Water (Inorganic Parameters: SM2120B, 2320B, 2510B, 2540C, SM4500CN-CE, 4500F-C, 4500H-B, 4500NO3-F, 5310C, EPA 200.7, 200.8, 245.1, 300.0. Organic Parameters: EPA 504.1, 524.2.)

Wastewater/Non-Potable Water (Inorganic Parameters: SM2120B, 2310B, 2320B, 2340B, 2510B, 2540B, 2540C, 2540D, SM4500CL-E, 4500CN-E, 4500F-C, 4500H-B, 4500NH3-H, 4500NO2-B, 4500NO3-F, 4500P-E, 4500S-D, 4500SO3-B, 5210B, 5220D, 5310C, 5540C, EPA 120.1, 1664A, 200.7, 200.8, 245.1, 300.0, 350.1, 351.1, 353.2, 410.4, 420.1. Organic Parameters: EPA 608, 624, 625.)

Hazardous and Solid Waste (Inorganic Parameters: EPA 1010A, 1030, 1311, 1312, 6010C, 6020A, 7196A, 7470A, 7471B, 9012B, 9014, 9038, 9040C, 9045D, 9050A, 9065, 9251. Organic Parameters: 8011 (NPW only), 8015C, 8081B, 8082A, 8151A, 8260C, 8270D, 8315A, 8330.)

Maine Department of Human Services Certificate/Lab ID: 2009024.
Drinking Water (Inorganic Parameters: SM9215B, 9222D, 9223B, EPA 180.1, 353.2, SM2120B, 2130B, 2320B, 2510C, 2540C, 4500Cl-D, 4500CN-C, 4500CN-E, 4500F-C, 4500H+B, 4500NO3-F, 5310C, EPA 200.7, EPA 200.8, 245.1, EPA 300.0. Organic Parameters: 504.1, 524.2.)

Wastewater/Non-Potable Water (Inorganic Parameters: EPA 120.1, 1664A, 300.0, 350.1, 351.1, 353.2, 410.4, 420.1, 8315A, 9010C, SM2120B, 2310B, 2320B, 2510B, 2540B, 2540C, 2540D, 426C, 4500Cl-E, 4500CN-C, 4500CN-E, 4500F-B, 4500F-C, 4500H+B, 4500Norg-C, 4500NH3-B, 4500NH3-H, 4500NO2-B, 4500NO3-F, 4500P-B, 4500P-E, 4500S2-D, 4500SO3-B, 5540C, 5210B, 5220D, 5310C, 9010B, 9030B, 9040C, 7470A, 7196A, 2340B, EPA 200.7, 6010C, 200.8, 6020A, 245.1, 1311, 1312, 3005A, Enterolert, 9223B, 9222D. Organic Parameters: 608, 624, 625, 8011, 8081B, 8082A, 8330, 8151A, 8260C, 8270D, 3510C, 3630C, 5030B, ME-DRO, ME-GRO, MA-EPH, MA-VPH.)

Solid Waste/Soil (Inorganic Parameters: 9010B, 9012A, 9014, 9040B, 9045C, 6010C, 6020A, 7471B, 7196A, 9050A, 1010, 1030, 9065, 1311, 1312, 3005A, 3050B, 9038, 9251. Organic Parameters: ME-DRO, ME-GRO, MA-EPH, MA-VPH, 8260C, 8270D, 8330, 8151A, 8081B, 8082A, 3540C, 3546, 3580A, 3620C, 3630C, 5030B, 5035.)

Massachusetts Department of Environmental Protection Certificate/Lab ID: M-MA086.
*Drinking Water (*Inorganic Parameters: (EPA 200.8 for: Sb,As,Ba,Be,Cd,Cr,Cu,Pb,Ni,Se,Tl) (EPA 200.7 for: Ba,Be,Ca,Cd,Cr,Cu,Na,Ni) 245.1, (300.0 for: Nitrate-N, Fluoride, Sulfate); (EPA 353.2 for: Nitrate-N, Nitrite-N); (SM4500NO3-F for: Nitrate-N and Nitrite-N); 4500F-C, 4500CN-CE, EPA 180.1, SM2130B, SM4500Cl-D, 2320B, SM2540C, SM4500H-B. Organic Parameters: (EPA 524.2 for: Trihalomethanes, Volatile Organics); (504.1 for: 1,2-Dibromoethane, 1,2-Dibromo-3-Chloropropane), EPA 332. Microbiology Parameters: SM9215B; ENZ. SUB. SM9223; ColilertQT SM9223B; MF-SM9222D.)

*Non-Potable Water (*Inorganic Parameters:, (EPA 200.8 for: Al,Sb,As,Be,Cd,Cr,Cu,Pb,Mn,Ni,Se,Ag,Tl,Zn); (EPA 200.7 for: Al,Sb,As,Be,Cd,Ca,Cr,Co,Cu,Fe,Pb,Mg,Mn,Mo,Ni,K,Se,Ag,Na,Sr,Ti,Tl,V,Zn); 245.1, SM4500H,B, EPA 120.1, SM2510B, 2540C, 2340B, 2320B, 4500CL-E, 4500F-BC, 426C, SM4500NH3-BH, (EPA 350.1 for: Ammonia-N), LACHAT 10-107-06-1-B for Ammonia-N, SM4500NO3-F, 353.2 for Nitrate-N, SM4500NH3-BC-NES, EPA 351.1, SM4500P-E, 4500P-B,E, 5220D, EPA 410.4, SM 5210B, 5310C, 4500CL-D, EPA 1664, SM14 510AC, EPA 420.1, SM4500-CN-CE, SM2540D.
Organic Parameters: (EPA 624 for Volatile Halocarbons, Volatile Aromatics),(608 for: Chlordane, Toxaphene, Aldrin, alpha-BHC, beta-BHC, gamma-BHC, delta-BHC, Dieldrin, DDD, DDE, DDT,Endosulfan I, Endosulfan II, Endosulfan sulfate, Endrin, Endrin Aldehyde, Heptachlor, Heptachlor Epoxide, PCBs-Water), (EPA 625 for SVOC Acid Extractables and SVOC Base/Neutral Extractables), 600/4-81-045-PCB-Oil. Microbiology Parameters: (ColilertQT SM9223B; Enterolert-QT: SM9222D-MF.)

New Hampshire Department of Environmental Services Certificate/Lab ID: 200307. ***NELAP Accredited.***
Drinking Water (Inorganic Parameters: SM 9222B, 9223B, 9215B, EPA 200.7, 200.8, 300.0, SM4500CN-E, 4500H+B, 4500NO3-F, 2320B, 2510B, 2540C, 4500F-C, 5310C, 2120B, EPA 332.0. Organic Parameters: 504.1, 524.2.)

Non-Potable Water (Inorganic Parameters: SM9222D, 9221B, 9222B, 9221E-EC, EPA 3005A, 200.7, 200.8, 245.1, SW-846 6010C, 6020A, 7196A, 7470A, SM3500-CR-D, EPA 120.1, 300.0, 350.1, 350.2, 351.1, 353.2, 410.4, 420.1, 426C, 1664A, SW-846 9010B, 9010C, 9030, 9040B, 9040C, SM2120B, 2310B, 2320B, 2340B, 2540B, 2540D, 4500H+B, 4500CL-E, 4500CN-E, 4500NH3-H, 4500NO3-F, 4500NO2-B, 4500P-E, 4500-S2-D, 4500SO3-B, 5210B, 5220D, 2510B, 2540C, 4500F-C, 5310C, 5540C, LACHAT 10-204-00-1-A, LACHAT 10-107-06-2-D, 3060A. Organic Parameters: SW-846 3510C, 3630C, 5030B, 8260C, 8270D, 8330, EPA 624, 625, 608, SW-846 8082A, 8081B, 8015C, 8151A, 8330, 8270D-SIM.)

Solid & Chemical Materials (Inorganic Parameters: SW-846 6010C, 6020A, 7196A, 7471B, 1010, 1010A, 1030, 9010C, 9012B, 9014, 9030B, 9040C, 9045C, 9045D, 9050, 9065, 9251, 1311, 1312, 3005A, 3050B, 3060A. Organic Parameters: SW-846 3540C, 3546, 3050B, 3580A, 3620D, 3630C, 5030B, 5035, 8260C, 8270D, 8270D-SIM, 8330, 8151A, 8015B, 8015C, 8082A, 8081B.)

New Hampshire Department of Environmental Services Certificate/Lab ID: 2064. ***NELAP Accredited.***
Drinking Water (Organic Parameters: **EPA 524.2:** Di-isopropyl ether (DIPE), Ethyl-t-butyl ether (ETBE), Tert-amyl methyl ether (TAME)).

Non-Potable Water (Organic Parameters: **EPA 8260C:** 1,3,5-Trichlorobenzene. **EPA 8015C(M):** TPH.)

Solid & Chemical Materials (Organic Parameters: **EPA 8260C:** 1,3,5-Trichlorobenzene.)

New Jersey Department of Environmental Protection Certificate/Lab ID: MA935. ***NELAP Accredited.***
Drinking Water (Inorganic Parameters: SM9222B, 9221E, 9223B, 9215B, 4500CN-CE, 4500NO3-F, 4500F-C, EPA 300.0, 200.7, 200.8, 245.1, 2540C, SM2120B, 2320B, 2510B, 5310C, SM4500H-B. Organic Parameters: EPA 332, 504.1, 524.2.)

Non-Potable Water (Inorganic Parameters: SM5210B, EPA 410.4, SM5220D, 4500Cl-E, EPA 300.0, SM2120B, 2340B, SM4500F-BC, EPA 200.7, 200.8, 351.1, LACHAT 10-107-06-2-D, EPA 353.2, SM4500NO3-F, 4500NO2-B, EPA 1664A, SM5310B, C or D, 4500-PE, EPA 420.1, SM510ABC, SM4500P-B5+E, 2540B, 2540C, 2540D, EPA 120.1, SM2510B, SM15 426C, 9222D, 9221B, 9221C, 9221E, 9222B, 9215B, 2310B, 2320B, 4500NH3-H, 4500-S D, EPA 350.1, 350.2, SW-846 1312, 7470A, 5540C, SM4500H-B, 4500SO3-B, SM3500Cr-D, 4500CN-CE, EPA 245.1, SW-846 9040B, 9040C, 3005A, 3015, EPA 6010B, 6010C, 6020, 6020A, 7196A, 3060A, SW-846 9010C, 9030B. Organic Parameters: SW-846 8260B, 8260C, 8270C, 8270D, 8270C-SIM, 8270D-SIM, 3510C, EPA 608, 624, 625, SW-846 3630C, 5030B, 8011, 8015C, 8081A, 8081B, 8082, 8082A, 8151A, 8330, 1,4-Dioxane by NJ Modified 8270, 8015B, NJ EPH.)

Solid & Chemical Materials (Inorganic Parameters: SW-846, 6010B, 6010C, 6020, 6020A, 7196A, 3060A, 9030B, 1010, 1010A, 1030, 1311, 1312, 3005A, 3050B, 7471A, 7471B, 9010C, 9012B, 9014, 9038, 9040B, 9040C, 9045C, 9045D,

9050A, 9065, 9251. Organic Parameters: SW-846 8015B, 8015C, 8081A, 8081B, 8082, 8082A, 8151A, 8330, 8260B, 8260C, 8270C, 8270D, 8270C-SIM, 8270D-SIM, 3540C, 3546, 3580A, 3620C, 3630C, 5030B, 5035L, 5035H, NJ EPH.)

New York Department of Health Certificate/Lab ID: 11148. ***NELAP Accredited.***
Drinking Water (Inorganic Parameters: SM9223B, 9222B, 9215B, EPA 200.8, 200.7, 245.1, SM5310C, EPA 332.0, SM2320B, EPA 300.0, SM2120B, 4500CN-E, 4500F-C, 4500NO3-F, 2540C, SM 2510B. Organic Parameters: EPA 524.2, 504.1.)

Non-Potable Water (Inorganic Parameters: SM9221E, 9222D, 9221B, 9222B, 9215B, 5210B, 5310C, EPA 410.4, SM5220D, 2310B, 2320B, EPA 200.7, 300.0, SM4500CL-E, 4500F-C, SM15 426C, EPA 350.1, SM4500NH3-BH, EPA 351.1, LACHAT 10-107-06-2, EPA 353.2, SM4500-NO3-F, 4500-NO2-B, 4500P-E, 2340B, 2540C, 2540B, 2540D, EPA 200.8, EPA 6010C, 6020A, EPA 7196A, SM3500Cr-D, EPA 245.1, 7470A, SM2120B, 4500CN-CE, EPA 1664A, EPA 420.1, SM14 510C, EPA 120.1, SM2510B, SM4500S-D, SM5540C, EPA 8315A, 3005A, 3015, 9010C, 9030B. Organic Parameters: EPA 624, 8260C, 8270D, 8270D-SIM, 625, 608, 8081B, 8151A, 8330, 8082A, EPA 3510C, 5030B, 8015C, 8011.)

Solid & Hazardous Waste (Inorganic Parameters: EPA 1010A, 1030, EPA 6010C, 6020A, 7196A, 7471B, 8315A, 9012B, 9014, 9065, 9050A, 9038, 9251, EPA 1311, 1312, 3005A, 3050B, 9010C, 9030B, 9040C, 9045D. Organic Parameters: EPA 8260C, 8270D, 8270D-SIM, 8015C, 8081B, 8151A, 8330, 8082A, 3540C, 3546, 3580A, 5035A-H, 5035A-L.)

North Carolina Department of the Environment and Natural Resources Certificate/Lab ID : 666. (Inorganic Parameters: SM2310B, 2320B, 4500Cl-E, 4500Cn-E, 9012B, 9014, Lachat 10-204-00-1-X, 1010A, 1030, 4500NO3-F, 353.2, 4500P-E, 4500SO4-E, 300.0, 4500S-D, 5310B, 5310C, 6010C, 6020A, 200.7, 200.8, 3500Cr-B, 7196A, 245.1, 7470A, 7471B, 1311,1312. Organic Parameters: 608, 8081B, 8082A, 624, 8260B, 625, 8270D, 8151A, 8015C, 504.1, MA-EPH, MA-VPH.)

Drinking Water Program Certificate/Lab ID: 25700. (Inorganic Parameters: Chloride EPA 300.0. Organic Parameters: 524.2)

Pennsylvania Department of Environmental Protection Certificate/Lab ID : 68-03671. ***NELAP Accredited.***
Drinking Water (Inorganic Parameters: 200.7, 200.8, 300.0, 332.0, 2120B, 2320B, 2510B, 2540C, 4500-CN-CE, 4500F-C, 4500H+-B, 4500NO3-F, 5310C. Organic Parameters: EPA 524.2, 504.1)

Non-Potable Water (Inorganic Parameters: EPA 120.1, 1312, 3005A,3015, 3060A, 200.7, 200.8, 410.4, 1664A, SM2540D, 5210B, 5220D, 4500-P,BE, 245.1, 300.0, 350.1, 350.2, 351.1, 353.2, 420.1, 6010C, 6020A, 7196A, 7470A, 9030B, 2120B, 2310B, 2320B, 2510B, 2540B, 2540C, 3500Cr-D, 426C, 4500CN-CE, 4500Cl-E, 4500F-B, 4500F-C, 4500H+-B, 4500NH3-H, 4500NO2-B, 4500NO3-F, 4500S-D, 4500SO3-B, 5310BCD, 5540C, 9010C, 9040C. Organic Parameters: EPA 3510C, 3630C, 5030B, 625, 624, 608, 8081B, 8082A, 8151A, 8260C, 8270D, 8270D-SIM, 8330, 8015C, NJ-EPH.)

Solid & Hazardous Waste (Inorganic Parameters: EPA 350.1, 1010, 1030, 1311, 1312, 3005A, 3050B, 3060A, 6010C, 6020A, 7196A, 7471B, 9010C, 9012B, 9014, 9040B, 9045D, 9050A, 9065, SM 4500NH3-BH, 9030B, 9038, 9251. Organic Parameters: 3540C, 3546, 3580A, 3620C, 3630C, 5035, 8015C, 8081B, 8082A, 8151A, 8260C, 8270D, 8270D-SIM, 8330, NJ-EPH.)

Rhode Island Department of Health Certificate/Lab ID: LAO00065. ***NELAP Accredited via NJ-DEP.***
Refer to MA-DEP Certificate for Potable and Non-Potable Water.
Refer to NJ-DEP Certificate for Potable and Non-Potable Water.

Texas Commisson on Environmental Quality Certificate/Lab ID: T104704476. ***NELAP Accredited.***
Non-Potable Water (Inorganic Parameters: EPA 120.1, 1664, 200.7, 200.8, 245.1, 245.2, 300.0, 350.1, 351.1, 353.2, 410.4, 420.1, 6010, 6020, 7196, 7470, 9040, SM 2120B, 2310B, 2320B, 2510B, 2540B, 2540C, 2540D, 426C, 4500CL-E, 4500CN-E, 4500F-C, 4500H+B, 4500NH3-H, 4500NO2B, 4500P-E, 4500 $S2^{-}$D, 510C, 5210B, 5220D, 5310C, 5540C. Organic Parameters: EPA 608, 624, 625, 8081, 8082, 8151, 8260, 8270, 8330.)

Solid & Hazardous Waste (Inorganic Parameters: EPA 1311, 1312, 9012, 9014, 9040, 9045, 9050, 9065.)

Virginia Division of Consolidated Laboratory Services Certificate/Lab ID: 460195. ***NELAP Accredited.***
Drinking Water (Inorganic Parameters: EPA 200.7, 200.8, 300.0, 2510B, 2120B, 2540C, 4500CN-CE, 245.1, 2320B, 4500F-C, 4500NO3-F, 4500H+B, 5310C. Organic Parameters: EPA 504.1, 524.2.)

Non-Potable Water (Inorganic Parameters: EPA 120.1, 1664A, 200.7, 200.8, 245.1, 300.0, 350.1, 351.1, 351.2, 3005A, 3015, 1312, 6010B, 6010C, 3060A, 353.2, 420.1, 2340B, 6020, 6020A, SM4500S-D, SM4500-CN-CE, Lachat 10-204-00-1-X, 7196A, 7470A, 2310B, 2320B, 2510B, 2540B, 2540C, 2540D, 3500Cr-D, 426C, 4500Cl-E, 4500F-B, 4500F-C, 4500NH3-H, 4500NO2-B, 4500NO3-F, 4500 SO3-B, 4500H-B, 4500PE, 510AC, 5210B, 5310B 5310C, 5540C, 9010Cm

9030B, 9040C. Organic Parameters: EPA 3510C, 3630C, 5030B, 8260B, 608, 624, 625, 8011, 8015C, 8081A, 8081B, 8082, 8082A, 8151A, 8260C, 8270C, 8270D, 8270C-SIM, 8270D-SIM, 8330,)

Solid & Hazardous Waste (Inorganic Parameters: EPA 1010A, 1030, 3060A, 3050B, 1311, 1312, 6010B, 6010C, 6020, , 7196A, 7471A, 7471B, 6020A, 9010C, 9012B, 9030B, 9014, 9038, 9040C, 9045D, 9251, 9050A, 9065. Organic Parameters: EPA 5030B, 5035, 3540C, 3546, 3550B, 3580A, 3620C, 3630C, 6020A, 8260B, 8260C, 8015B, 8015C, 8081A, 8081B, 8082, 8082A, 8151A, 8270C, 8270D, 8270C-SIM, 8270D-SIM, 8330.)

Department of Defense, L-A-B Certificate/Lab ID: L2217.
Drinking Water (Inorganic Parameters: SM 4500H-B. Organic Parameters: EPA 524.2, 504.1.)

Non-Potable Water (Inorganic Parameters: EPA 200.7, 200.8, 6010C, 6020A, 245.1, 7470A, 9040B, 9010B, 180.1, 300.0, 332.0, 6860, 351.1, 353.2, 9060, 1664A, SM 4500CN-E, 4500H-B, 4500Norg-C, 4500NO3-F, 5310C, 2130B, 2320B, 2340B, 2540C, 5540C, 3005A, 3015, 9056, 7196A, 3500-Cr-D. Organic Parameters: EPA 8015C, 8151A, 8260C, 8270D, 8270D-SIM, 8330A, 8082A, 8081B, 3510C, 5030B, MassDEP EPH, MassDEP VPH.)

Solid & Hazardous Waste (Inorganic Parameters: EPA 200.7, 6010C, 6020A, 7471A, 6860, 1311, 1312, 3050B, 7196A, 9040B, 9045C, 9010C, 9012B, 9251, SM3500-CR-D, 4500CN-CE, 2540G, Organic Parameters: EPA 8015C, 8151A, 8260C, 8270D, 8270D-SIM, 8330A/B-prep, 8082A, 8081B, 3540C, 3546, 3580A, 5035A, MassDEP EPH, MassDEP VPH.)

The following analytes are not included in our current NELAP/TNI Scope of Accreditation:
EPA 524.2: Acetone, 2-Butanone (Methyl ethyl ketone (MEK)), Tert-butyl alcohol, 2-Hexanone, Tetrahydrofuran, 1,3,5-Trichlorobenzene, 4-Methyl-2-pentanone (MIBK), Carbon disulfide, Diethyl ether. **EPA 8260B:** 1,2,4,5-Tetramethylbenzene, 4-Ethyltoluene. **EPA 8260 Non-potable water matrix:** Iodomethane (methyl iodide), Methyl methacrylate. **EPA 8260 Soil matrix:** Tert-amyl methyl ether (TAME), Diisopropyl ether (DIPE), Azobenzene. **EPA 8330A:** PETN, Picric Acid, Nitroglycerine, 2,6-DANT, 2,4-DANT. **EPA 8270C:** Methyl naphthalene, Dimethyl naphthalene, Total Methylnapthalenes, Total Dimethylnaphthalenes, 1,4-Diphenylhydrazine. **EPA 625:** 4-Chloroaniline, 4-Methylphenol. Total Phosphorus in a soil matrix, TKN in a soil matrix, NO2 in a soil matrix, NO3 in a soil matrix. **EPA 9071:** Total Petroleum Hydrocarbons, Oil & Grease.

CHAIN OF CUSTODY

PAGE 1 OF 2

Date Rec'd in Lab: 8/29/13

ALPHA Job #: L1316807

ALPHA ANALYTICAL
WESTBORO, MA TEL: 508-898-9220 FAX: 508-898-9193
MANSFIELD, MA TEL: 508-822-9300 FAX: 508-822-3288

Client Information

Client: H2M Associates, LLC
Address: 179 River Street
Troy NY, 12180
Phone: 518-270-1620
Fax:
Email: LHoose@h2hassociates.com

☐ These samples have been previously analyzed by Alpha

Project Information

Project Name: AOC#3 NEIP
Project Location: AOC#3 Guilderland
Project #: 610.26
Project Manager: Lori Hoose
ALPHA Quote #:

Turn-Around Time

☒ Standard ☐ RUSH (only confirmed if pre-approved!)

Date Due: 9/5/13 Time:

Report Information - Data Deliverables

☐ FAX ☒ EMAIL
☒ ADEx ☐ Add'l Deliverables

Billing Information

☐ Same as Client info PO #:

Regulatory Requirements/Report Limits

State /Fed Program	Criteria

Other Project Specific Requirements/Comments/Detection Limits:
Report only: PCE, TCE Cis 1,2 DCE + Vinyl Chloride

ANALYSIS: VOCs (PCE, TCE, Cis 1,2 DCE + Vinyl Chloride); Temperature

SAMPLE HANDLING
Filtration
☐ Done
☐ Not needed
☐ Lab to do
Preservation
☐ Lab to do
(Please specify below)

ALPHA Lab ID (Lab Use Only)	Sample ID	Collection Date	Collection Time	Sample Matrix	Sampler's Initials	VOCs (PCE, TCE, Cis 1,2 DCE + Vinyl Chloride)	Temperature	Sample Specific Comments	TOTAL # BOTTLES
16807.01	DTW-4	8/28/13	1430	GW	N	X		Very Turbid!	3
.02	STW-11	8/28/13	1030	GW	N	X			3
.03	STW-10	8/28/13	0845	GW	N	X			3
.04	DUP-1-8-28-13	8/28/13	—	GW	N	X			3
.05	STW-7	8/27/13	1405	GW	N	X			3
.06	STW-8	8/27/13	1145	GW	N	X			3
.07	STW-9	8/27/13	1545	GW	N	X			3
	Temp Blank	8/28/13	—	W	—		X		1
.08	Trip Blank	7/17/13	1500	W	RPH	X			1
.09	STW-6	8/28/13	1640	GW	N	X			3

Container Type	V		
Preservative	B		

Relinquished By:	Date/Time	Received By:	Date/Time
[signature]	8/28/13 1900	[signature]	8/28/13 2020
[signature]	8/28/13 23:05	[signature]	8/28/13 23:05

Please print clearly, legibly and completely. Samples can not be logged in and turnaround time clock will not start until any ambiguities are resolved. All samples submitted are subject to Alpha's Terms and Conditions. See reverse side.

FORM NO: 01-01 (rev. 14-OCT-07)

CHAIN OF CUSTODY

PAGE 2 OF 2

Date Rec'd in Lab: 8/29/13

ALPHA Job #: L1316807

ALPHA ANALYTICAL
WESTBORO, MA TEL: 508-898-9220 FAX: 508-898-9193
MANSFIELD, MA TEL: 508-822-9300 FAX: 508-822-3288

Client Information

Client: H2H Associates LLC
Address: 179 River Street
Troy NY 12180
Phone: 518-270-1620
Fax:
Email: LHoose@H2Hassociates.com

☐ These samples have been previously analyzed by Alpha

Project Information

Project Name: AOC#3, NEIP
Project Location: AOC #3 Guilderland
Project #: 610.26
Project Manager: Lori Hoose
ALPHA Quote #:

Turn-Around Time

☒ Standard ☐ RUSH (only confirmed if pre-approved!)

Date Due: 9/5/13 Time:

Report Information - Data Deliverables

☐ FAX ☒ EMAIL
☒ ADEx ☐ Add'l Deliverables

Billing Information

☐ Same as Client info PO #:

Regulatory Requirements/Report Limits

State /Fed Program | Criteria

Other Project Specific Requirements/Comments/Detection Limits:

Report Only: TCE, PCE, Cis 1,2,DCE, Vinyl Chloride

ANALYSIS: VOC's (PCE, TCE, Cis 1,2 DCE, Vinyl Chloride)

SAMPLE HANDLING
Filtration
☐ Done
☐ Not needed
☐ Lab to do
Preservation
☐ Lab to do
(Please specify below)

ALPHA Lab ID (Lab Use Only)	Sample ID	Collection Date	Collection Time	Sample Matrix	Sampler's Initials	VOC's (PCE, TCE, Cis 1,2 DCE, Vinyl Chloride)	Sample Specific Comments	TOTAL # BOTTLES
16807.10	STW-14	8/28/13	1820	GW	W	X		3

Container Type	V
Preservative	B

Relinquished By:	Date/Time	Received By:	Date/Time
[signature]	8/28/13 1900	[signature]	8/28/13 20:20
[signature]	8/28/13 23:05	[signature]	8/28/13 23:05

Please print clearly, legibly and completely. Samples can not be logged in and turnaround time clock will not start until any ambiguities are resolved. All samples submitted are subject to Alpha's Terms and Conditions. See reverse side.

FORM NO: 01-01 (rev. 14-OCT-07)

ANALYTICAL REPORT

Lab Number:	L1316927
Client:	H2H Associates, LLC 179 River Street Troy, NY 12189
ATTN:	Lori Hoose
Phone:	(518) 270-1620
Project Name:	AOC#3, NEIP
Project Number:	610.26
Report Date:	09/06/13

The original project report/data package is held by Alpha Analytical. This report/data package is paginated and should be reproduced only in its entirety. Alpha Analytical holds no responsibility for results and/or data that are not consistent with the original.

Certifications & Approvals: MA (M-MA086), NY (11148), CT (PH-0574), NH (2003), NJ NELAP (MA935), RI (LAO00065), ME (MA00086), PA (68-03671), USDA (Permit #P-330-11-00240), NC (666), TX (T104704476), DOD (L2217), US Army Corps of Engineers.

Eight Walkup Drive, Westborough, MA 01581-1019
508-898-9220 (Fax) 508-898-9193 800-624-9220 - www.alphalab.com

Project Name: AOC#3, NEIP
Project Number: 610.26

Lab Number: L1316927
Report Date: 09/06/13

Alpha Sample ID	Client ID	Sample Location	Collection Date/Time
L1316927-01	STW-13	AOC#3, GUILDERLAND	08/29/13 09:15
L1316927-02	STW-15	AOC#3, GUILDERLAND	08/29/13 11:10
L1316927-03	STW-16	AOC#3, GUILDERLAND	08/29/13 18:15
L1316927-04	STW-12	AOC#3, GUILDERLAND	08/29/13 16:15
L1316927-05	DTW-5	AOC#3, GUILDERLAND	08/29/13 14:20
L1316927-06	TRIP BLANK	AOC#3, GUILDERLAND	08/29/13 00:00

Project Name: AOC#3, NEIP
Project Number: 610.26

Lab Number: L1316927
Report Date: 09/06/13

Case Narrative

The samples were received in accordance with the Chain of Custody and no significant deviations were encountered during the preparation or analysis unless otherwise noted. Sample Receipt, Container Information, and the Chain of Custody are located at the back of the report.

Results contained within this report relate only to the samples submitted under this Alpha Lab Number and meet all of the requirements of NELAC, for all NELAC accredited parameters. The data presented in this report is organized by parameter (i.e. VOC, SVOC, etc.). Sample specific Quality Control data (i.e. Surrogate Spike Recovery) is reported at the end of the target analyte list for each individual sample, followed by the Laboratory Batch Quality Control at the end of each parameter. If a sample was re-analyzed or re-extracted due to a required quality control corrective action and if both sets of data are reported, the Laboratory ID of the re-analysis or re-extraction is designated with an "R" or "RE", respectively. When multiple Batch Quality Control elements are reported (e.g. more than one LCS), the associated samples for each element are noted in the grey shaded header line of each data table. Any Laboratory Batch, Sample Specific % recovery or RPD value that is outside the listed Acceptance Criteria is bolded in the report. Performance criteria for CAM and RCP methods allow for some LCS compound failures to occur and still be within method compliance. In these instances, the specific failures are not narrated but are noted in the associated QC table. This information is also incorporated in the Data Usability format for our Data Merger tool where it can be reviewed along with any associated usability implications. Soil/sediments, solids and tissues are reported on a dry weight basis unless otherwise noted. Definitions of all data qualifiers and acronyms used in this report are provided in the Glossary located at the back of the report.

In reference to questions H (CAM) or 4 (RCP) when "NO" is checked, the performance criteria for CAM and RCP methods allow for some quality control failures to occur and still be within method compliance. In these instances the specific failure is not narrated but noted in the associated QC table. The information is also incorporated in the Data Usability format of our Data Merger tool where it can be reviewed along with any associated usability implications.

Please see the associated ADEx data file for a comparison of laboratory reporting limits that were achieved with the regulatory Numerical Standards requested on the Chain of Custody.

HOLD POLICY
For samples submitted on hold, Alpha's policy is to hold samples free of charge for 30 days from the date the project is completed. After 30 days, we will dispose of all samples submitted including those put on hold unless you have contacted your Client Service Representative and made arrangements for Alpha to continue to hold the samples.

Please contact Client Services at 800-624-9220 with any questions.

Project Name: AOC#3, NEIP **Lab Number:** L1316927
Project Number: 610.26 **Report Date:** 09/06/13

Case Narrative (continued)

Report Submission

Testing performed for the reported analyses followed the guidelines established under the DoD QSM 4.2, where applicable.

All non-detect (ND) or estimated concentrations (J-qualified) have been quantitated to the limit noted in the MDL column.

Note: When manual integrations are performed, they are assigned one of the following codes, and can be found on the raw data provided within the data deliverable package.

Manual Integration Codes

M1 Split or tailing peak, auto integration stopped early resulting in false low area count.

M2 Peak not found by automatic integration algorithm.

M3 Misidentification of the peak (i.e. 1,4-dichlorobenzene identified as 1,3-dichlorobenzene), or misidentification from 2 partially resolved peaks not being split.

M4 Poor automated baseline construction.

M5 Manual integration over a retention time range required, i.e. for hydrocarbon range methods.

M6 Misassignment of peak valley by automated integration (poor split of 2 peaks).

M7 A qualifier ion was manually integrated (only for GC/MS data).

M8 Integration of individual analyte eluting on top of an unresolved complex.

M9 Other: Explain on chromatogram.

Volatile Organics

At the client's request, L1316927-05 was analyzed from an inappropriate container via Method 5030, which is not included in Alpha's DOD certification; due to the matrix of the sample submitted for analysis.

I, the undersigned, attest under the pains and penalties of perjury that, to the best of my knowledge and belief and based upon my personal inquiry of those responsible for providing the information contained in this analytical report, such information is accurate and complete. This certificate of analysis is not complete unless this page accompanies any and all pages of this report.

Authorized Signature: Lisa Westerlind

Title: Technical Director/Representative Date: 09/06/13

ORGANICS

VOLATILES

Project Name: AOC#3, NEIP
Lab Number: L1316927
Project Number: 610.26
Report Date: 09/06/13

SAMPLE RESULTS

Lab ID: L1316927-01
Client ID: STW-13
Sample Location: AOC#3, GUILDERLAND
Matrix: Water
Analytical Method: 1,8260C
Analytical Date: 08/31/13 21:20
Analyst: TR

Date Collected: 08/29/13 09:15
Date Received: 08/29/13
Field Prep: Not Specified

Parameter	Result	Qualifier	Units	RL	MDL	Dilution Factor
Volatile Organics by GC/MS - Westborough Lab						
Tetrachloroethene	ND		ug/l	0.500	0.181	1
Vinyl chloride	ND		ug/l	1.00	0.142	1
Trichloroethene	0.426	J	ug/l	0.500	0.175	1
cis-1,2-Dichloroethene	0.255	J	ug/l	0.500	0.187	1

Surrogate	% Recovery	Qualifier	Acceptance Criteria
1,2-Dichloroethane-d4	104		70-120
Toluene-d8	96		85-120
4-Bromofluorobenzene	95		75-120
Dibromofluoromethane	101		85-115

Project Name: AOC#3, NEIP
Lab Number: L1316927
Project Number: 610.26
Report Date: 09/06/13

SAMPLE RESULTS

Lab ID:	L1316927-02	Date Collected:	08/29/13 11:10
Client ID:	STW-15	Date Received:	08/29/13
Sample Location:	AOC#3, GUILDERLAND	Field Prep:	Not Specified
Matrix:	Water		
Analytical Method:	1,8260C		
Analytical Date:	08/31/13 21:45		
Analyst:	TR		

Parameter	Result	Qualifier	Units	RL	MDL	Dilution Factor
Volatile Organics by GC/MS - Westborough Lab						
Tetrachloroethene	ND		ug/l	0.500	0.181	1
Vinyl chloride	ND		ug/l	1.00	0.142	1
Trichloroethene	ND		ug/l	0.500	0.175	1
cis-1,2-Dichloroethene	ND		ug/l	0.500	0.187	1

Surrogate	% Recovery	Qualifier	Acceptance Criteria
1,2-Dichloroethane-d4	101		70-120
Toluene-d8	95		85-120
4-Bromofluorobenzene	95		75-120
Dibromofluoromethane	101		85-115

Project Name: AOC#3, NEIP
Lab Number: L1316927
Project Number: 610.26
Report Date: 09/06/13

SAMPLE RESULTS

Lab ID: L1316927-03
Client ID: STW-16
Sample Location: AOC#3, GUILDERLAND
Matrix: Water
Analytical Method: 1,8260C
Analytical Date: 08/31/13 22:11
Analyst: TR

Date Collected: 08/29/13 18:15
Date Received: 08/29/13
Field Prep: Not Specified

Parameter	Result	Qualifier	Units	RL	MDL	Dilution Factor
Volatile Organics by GC/MS - Westborough Lab						
Tetrachloroethene	ND		ug/l	0.500	0.181	1
Vinyl chloride	ND		ug/l	1.00	0.142	1
Trichloroethene	ND		ug/l	0.500	0.175	1
cis-1,2-Dichloroethene	ND		ug/l	0.500	0.187	1

Surrogate	% Recovery	Qualifier	Acceptance Criteria
1,2-Dichloroethane-d4	102		70-120
Toluene-d8	95		85-120
4-Bromofluorobenzene	92		75-120
Dibromofluoromethane	101		85-115

Project Name: AOC#3, NEIP
Lab Number: L1316927
Project Number: 610.26
Report Date: 09/06/13

SAMPLE RESULTS

Lab ID: L1316927-04
Client ID: STW-12
Sample Location: AOC#3, GUILDERLAND
Matrix: Water
Analytical Method: 1,8260C
Analytical Date: 08/31/13 22:36
Analyst: TR

Date Collected: 08/29/13 16:15
Date Received: 08/29/13
Field Prep: Not Specified

Parameter	Result	Qualifier	Units	RL	MDL	Dilution Factor
Volatile Organics by GC/MS - Westborough Lab						
Tetrachloroethene	ND		ug/l	0.500	0.181	1
Vinyl chloride	0.628	J	ug/l	1.00	0.142	1
Trichloroethene	ND		ug/l	0.500	0.175	1
cis-1,2-Dichloroethene	ND		ug/l	0.500	0.187	1

Surrogate	% Recovery	Qualifier	Acceptance Criteria
1,2-Dichloroethane-d4	103		70-120
Toluene-d8	94		85-120
4-Bromofluorobenzene	93		75-120
Dibromofluoromethane	102		85-115

Project Name: AOC#3, NEIP
Lab Number: L1316927
Project Number: 610.26
Report Date: 09/06/13

SAMPLE RESULTS

Lab ID: L1316927-05
Client ID: DTW-5
Sample Location: AOC#3, GUILDERLAND
Matrix: Soil
Analytical Method: 1,8260C
Analytical Date: 09/05/13 15:59
Analyst: PP
Percent Solids: 49%

Date Collected: 08/29/13 14:20
Date Received: 08/29/13
Field Prep: Not Specified

Parameter	Result	Qualifier	Units	RL	MDL	Dilution Factor
Volatile Organics by GC/MS-5035 - Westborough Lab						
Tetrachloroethene	ND		ug/kg	2.06	0.289	1
Vinyl chloride	ND		ug/kg	4.12	0.291	1
Trichloroethene	ND		ug/kg	2.06	0.314	1
cis-1,2-Dichloroethene	ND		ug/kg	2.06	0.308	1

Surrogate	% Recovery	Qualifier	Acceptance Criteria
1,2-Dichloroethane-d4	96		70-130
Toluene-d8	106		85-115
4-Bromofluorobenzene	110		85-120
Dibromofluoromethane	103		70-130

Project Name: AOC#3, NEIP
Lab Number: L1316927
Project Number: 610.26
Report Date: 09/06/13

SAMPLE RESULTS

Lab ID: L1316927-06
Client ID: TRIP BLANK
Sample Location: AOC#3, GUILDERLAND
Matrix: Water
Analytical Method: 1,8260C
Analytical Date: 08/31/13 23:02
Analyst: TR

Date Collected: 08/29/13 00:00
Date Received: 08/29/13
Field Prep: Not Specified

Parameter	Result	Qualifier	Units	RL	MDL	Dilution Factor
Volatile Organics by GC/MS - Westborough Lab						
Tetrachloroethene	ND		ug/l	0.500	0.181	1
Vinyl chloride	ND		ug/l	1.00	0.142	1
Trichloroethene	ND		ug/l	0.500	0.175	1
cis-1,2-Dichloroethene	ND		ug/l	0.500	0.187	1

Surrogate	% Recovery	Qualifier	Acceptance Criteria
1,2-Dichloroethane-d4	105		70-120
Toluene-d8	94		85-120
4-Bromofluorobenzene	96		75-120
Dibromofluoromethane	103		85-115

Project Name: AOC#3, NEIP
Project Number: 610.26

Lab Number: L1316927
Report Date: 09/06/13

Method Blank Analysis
Batch Quality Control

Analytical Method: 1,8260C
Analytical Date: 08/31/13 17:05
Analyst: TR

Parameter	Result	Qualifier	Units	RL	MDL
Volatile Organics by GC/MS - Westborough Lab for sample(s): 01-04,06 Batch: WG633159-3					
Tetrachloroethene	ND		ug/l	0.500	0.181
Vinyl chloride	ND		ug/l	1.00	0.142
Trichloroethene	ND		ug/l	0.500	0.175
cis-1,2-Dichloroethene	ND		ug/l	0.500	0.187

Surrogate	%Recovery	Qualifier	Acceptance Criteria
1,2-Dichloroethane-d4	94		70-120
Toluene-d8	98		85-120
4-Bromofluorobenzene	99		75-120
Dibromofluoromethane	96		85-115

Project Name: AOC#3, NEIP
Project Number: 610.26

Lab Number: L1316927
Report Date: 09/06/13

Method Blank Analysis
Batch Quality Control

Analytical Method: 1,8260C
Analytical Date: 09/05/13 07:08
Analyst: PP

Parameter	Result	Qualifier	Units	RL	MDL
Volatile Organics by GC/MS-5035 - Westborough Lab for sample(s): 05 Batch: WG634296-3					
Tetrachloroethene	ND		ug/kg	1.00	0.140
Vinyl chloride	ND		ug/kg	2.00	0.141
Trichloroethene	ND		ug/kg	1.00	0.152
cis-1,2-Dichloroethene	ND		ug/kg	1.00	0.149

Surrogate	%Recovery	Qualifier	Acceptance Criteria
1,2-Dichloroethane-d4	98		70-130
Toluene-d8	105		85-115
4-Bromofluorobenzene	101		85-120
Dibromofluoromethane	100		70-130

Lab Control Sample Analysis

Batch Quality Control

Project Name: AOC#3, NEIP

Project Number: 610.26

Lab Number: L1316927

Report Date: 09/06/13

Parameter	LCS %Recovery	Qual	LCSD %Recovery	Qual	%Recovery Limits	RPD	Qual	RPD Limits
Volatile Organics by GC/MS - Westborough Lab Associated sample(s): 01-04,06 Batch: WG633159-1 WG633159-2								
Tetrachloroethene	101		105		45-150	4		30
Vinyl chloride	97		98		50-145	1		30
Trichloroethene	97		100		70-125	3		30
cis-1,2-Dichloroethene	99		100		70-125	1		30

Surrogate	LCS %Recovery	Qual	LCSD %Recovery	Qual	Acceptance Criteria
1,2-Dichloroethane-d4	95		96		70-120
Toluene-d8	99		99		85-120
4-Bromofluorobenzene	97		98		75-120
Dibromofluoromethane	95		95		85-115

Lab Control Sample Analysis
Batch Quality Control

Project Name: AOC#3, NEIP
Project Number: 610.26

Lab Number: L1316927
Report Date: 09/06/13

Parameter	LCS %Recovery	Qual	LCSD %Recovery	Qual	%Recovery Limits	RPD	Qual	RPD Limits
Volatile Organics by GC/MS-5035 - Westborough Lab Associated sample(s): 05 Batch: WG634296-1 WG634296-2								
Methylene chloride	90		86		55-140	5		30
1,1-Dichloroethane	94		88		75-125	7		30
Chloroform	94		89		70-125	5		30
Carbon tetrachloride	102		94		65-135	8		30
1,2-Dichloropropane	93		89		70-120	4		30
Dibromochloromethane	98		94		65-130	4		30
1,1,2-Trichloroethane	97		92		60-125	5		30
Tetrachloroethene	108		100		65-140	8		30
Chlorobenzene	100		95		75-125	5		30
Trichlorofluoromethane	94		86		25-185	9		30
1,2-Dichloroethane	90		87		70-135	3		30
1,1,1-Trichloroethane	98		90		70-135	9		30
Bromodichloromethane	92		88		70-130	4		30
trans-1,3-Dichloropropene	97		92		65-125	5		30
cis-1,3-Dichloropropene	93		89		70-125	4		30
1,1-Dichloropropene	99		90		70-135	10		30
Bromoform	97		93		55-135	4		30
1,1,2,2-Tetrachloroethane	93		88		55-130	6		30
Benzene	96		90		75-125	6		30
Toluene	102		95		70-125	7		30
Ethylbenzene	101		95		75-125	6		30

Lab Control Sample Analysis

Batch Quality Control

Project Name: AOC#3, NEIP

Project Number: 610.26

Lab Number: L1316927

Report Date: 09/06/13

Parameter	LCS %Recovery	Qual	LCSD %Recovery	Qual	%Recovery Limits	RPD	Qual	RPD Limits
Volatile Organics by GC/MS-5035 - Westborough Lab Associated sample(s): 05 Batch: WG634296-1 WG634296-2								
Chloromethane	83		79		50-130	5		30
Bromomethane	89		86		30-160	3		30
Vinyl chloride	84		79		60-125	6		30
Chloroethane	92		85		40-155	8		30
1,1-Dichloroethene	99		90		65-135	10		30
trans-1,2-Dichloroethene	98		90		65-135	9		30
Trichloroethene	97		91		75-125	6		30
1,2-Dichlorobenzene	99		97		75-120	2		30
1,3-Dichlorobenzene	102		98		70-125	4		30
1,4-Dichlorobenzene	102		98		70-125	4		30
Methyl tert butyl ether	89		84		70-130	6		30
p/m-Xylene	103		97		80-125	6		30
o-Xylene	102		96		75-125	6		30
cis-1,2-Dichloroethene	95		90		65-125	5		30
Dibromomethane	93		88		75-130	6		30
1,2,3-Trichloropropane	94		88		65-130	7		30
Styrene	101		96		75-125	5		30
Dichlorodifluoromethane	80		76		35-135	5		30
Acetone	89		69		20-160	25		30
Carbon disulfide	92		84		45-160	9		30
2-Butanone	100		83		30-160	19		30

Lab Control Sample Analysis

Batch Quality Control

Project Name: AOC#3, NEIP

Project Number: 610.26

Lab Number: L1316927

Report Date: 09/06/13

Parameter	LCS %Recovery	Qual	LCSD %Recovery	Qual	%Recovery Limits	RPD	Qual	RPD Limits
Volatile Organics by GC/MS-5035 - Westborough Lab Associated sample(s): 05 Batch: WG634296-1 WG634296-2								
4-Methyl-2-pentanone	86		79		45-145	8		30
2-Hexanone	96		80		45-145	18		30
Bromochloromethane	96		92		70-125	4		30
2,2-Dichloropropane	99		90		65-135	10		30
1,2-Dibromoethane	97		93		70-125	4		30
1,3-Dichloropropane	96		92		75-125	4		30
1,1,1,2-Tetrachloroethane	100		96		75-125	4		30
Bromobenzene	98		94		65-120	4		30
n-Butylbenzene	104		98		65-140	6		30
sec-Butylbenzene	103		97		65-130	6		30
tert-Butylbenzene	103		98		65-130	5		30
o-Chlorotoluene	101		98		70-130	3		30
p-Chlorotoluene	100		95		75-125	5		30
1,2-Dibromo-3-chloropropane	93		103		40-135	10		30
Hexachlorobutadiene	103		98		55-140	5		30
Isopropylbenzene	101		95		75-130	6		30
p-Isopropyltoluene	104		98		75-135	6		30
Naphthalene	90		88		40-125	2		30
n-Propylbenzene	100		94		65-135	6		30
1,2,3-Trichlorobenzene	97		95		60-135	2		30
1,2,4-Trichlorobenzene	100		96		65-130	4		30

Lab Control Sample Analysis

Batch Quality Control

Project Name: AOC#3, NEIP

Project Number: 610.26

Lab Number: L1316927

Report Date: 09/06/13

Parameter	LCS %Recovery	Qual	LCSD %Recovery	Qual	%Recovery Limits	RPD	Qual	RPD Limits
Volatile Organics by GC/MS-5035 - Westborough Lab Associated sample(s): 05 Batch: WG634296-1 WG634296-2								
1,3,5-Trimethylbenzene	102		98		65-135	4		30
1,2,4-Trimethylbenzene	103		98		65-135	5		30

Surrogate	LCS %Recovery	Qual	LCSD %Recovery	Qual	Acceptance Criteria
1,2-Dichloroethane-d4	97		95		70-130
Toluene-d8	104		104		85-115
4-Bromofluorobenzene	95		97		85-120
Dibromofluoromethane	101		100		70-130

Matrix Spike Analysis

Batch Quality Control

Project Name: AOC#3, NEIP

Project Number: 610.26

Lab Number: L1316927

Report Date: 09/06/13

Parameter	Native Sample	MS Added	MS Found	MS %Recovery	Qual	MSD Found	MSD %Recovery	Qual	Recovery Limits	RPD	Qual	RPD Limits
Volatile Organics by GC/MS - Westborough Lab Associated sample(s): 01-04,06 QC Batch ID: WG633159-4 WG633159-5 QC Sample: L1316927-01 Client ID: STW-13												
Tetrachloroethene	ND	10	9.70	97		11.3	113		45-150	15		30
Vinyl chloride	ND	10	8.18	82		10.2	102		50-145	22		30
Trichloroethene	0.426J	10	9.57	96		11.4	114		70-125	17		30
cis-1,2-Dichloroethene	0.255J	10	8.96	90		10.9	109		70-125	20		30

Surrogate	MS % Recovery	MS Qualifier	MSD % Recovery	MSD Qualifier	Acceptance Criteria
1,2-Dichloroethane-d4	105		103		70-120
4-Bromofluorobenzene	95		94		75-120
Dibromofluoromethane	101		102		85-115
Toluene-d8	95		96		85-120

Lab Duplicate Analysis
Batch Quality Control

Project Name: AOC#3, NEIP
Project Number: 610.26

Lab Number: L1316927
Report Date: 09/06/13

Parameter	Native Sample	Duplicate Sample	Units	RPD	Qual	RPD Limits
Volatile Organics by GC/MS-5035 - Westborough Lab Associated sample(s): 05 QC Batch ID: WG634296-4 QC Sample: L1316927-05 Client ID: DTW-5						
Methylene chloride	10.2J	8.29J	ug/kg	NC		30
1,1-Dichloroethane	ND	ND	ug/kg	NC		30
Chloroform	ND	ND	ug/kg	NC		30
Carbon tetrachloride	ND	ND	ug/kg	NC		30
1,2-Dichloropropane	ND	ND	ug/kg	NC		30
Dibromochloromethane	ND	ND	ug/kg	NC		30
1,1,2-Trichloroethane	ND	ND	ug/kg	NC		30
Tetrachloroethene	ND	ND	ug/kg	NC		30
Chlorobenzene	ND	ND	ug/kg	NC		30
Trichlorofluoromethane	ND	ND	ug/kg	NC		30
1,2-Dichloroethane	ND	ND	ug/kg	NC		30
1,1,1-Trichloroethane	ND	ND	ug/kg	NC		30
Bromodichloromethane	ND	ND	ug/kg	NC		30
trans-1,3-Dichloropropene	ND	ND	ug/kg	NC		30
cis-1,3-Dichloropropene	ND	ND	ug/kg	NC		30
1,1-Dichloropropene	ND	ND	ug/kg	NC		30
Bromoform	ND	ND	ug/kg	NC		30
1,1,2,2-Tetrachloroethane	ND	ND	ug/kg	NC		30
Benzene	ND	ND	ug/kg	NC		30

Lab Duplicate Analysis
Batch Quality Control

Project Name: AOC#3, NEIP
Project Number: 610.26

Lab Number: L1316927
Report Date: 09/06/13

Parameter	Native Sample	Duplicate Sample	Units	RPD	RPD Limits
Volatile Organics by GC/MS-5035 - Westborough Lab Associated sample(s): 05 QC Batch ID: WG634296-4 QC Sample: L1316927-05 Client ID: DTW-5					
Toluene	ND	ND	ug/kg	NC	30
Ethylbenzene	ND	ND	ug/kg	NC	30
Chloromethane	ND	ND	ug/kg	NC	30
Bromomethane	ND	ND	ug/kg	NC	30
Vinyl chloride	ND	ND	ug/kg	NC	30
Chloroethane	ND	ND	ug/kg	NC	30
1,1-Dichloroethene	ND	ND	ug/kg	NC	30
trans-1,2-Dichloroethene	ND	ND	ug/kg	NC	30
Trichloroethene	ND	ND	ug/kg	NC	30
1,2-Dichlorobenzene	ND	ND	ug/kg	NC	30
1,3-Dichlorobenzene	ND	ND	ug/kg	NC	30
1,4-Dichlorobenzene	ND	ND	ug/kg	NC	30
Methyl tert butyl ether	ND	ND	ug/kg	NC	30
p/m-Xylene	ND	ND	ug/kg	NC	30
o-Xylene	ND	ND	ug/kg	NC	30
cis-1,2-Dichloroethene	ND	ND	ug/kg	NC	30
Dibromomethane	ND	ND	ug/kg	NC	30
1,2,3-Trichloropropane	ND	ND	ug/kg	NC	30
Styrene	ND	ND	ug/kg	NC	30

Lab Duplicate Analysis
Batch Quality Control

Project Name: AOC#3, NEIP
Project Number: 610.26

Lab Number: L1316927
Report Date: 09/06/13

Parameter	Native Sample	Duplicate Sample	Units	RPD	RPD Limits
Volatile Organics by GC/MS-5035 - Westborough Lab Associated sample(s): 05 QC Batch ID: WG634296-4 QC Sample: L1316927-05 Client ID: DTW-5					
Dichlorodifluoromethane	ND	ND	ug/kg	NC	30
Acetone	11.3J	10.3J	ug/kg	NC	30
Carbon disulfide	ND	ND	ug/kg	NC	30
2-Butanone	2.92J	2.63J	ug/kg	NC	30
4-Methyl-2-pentanone	ND	ND	ug/kg	NC	30
2-Hexanone	ND	ND	ug/kg	NC	30
Bromochloromethane	ND	ND	ug/kg	NC	30
2,2-Dichloropropane	ND	ND	ug/kg	NC	30
1,2-Dibromoethane	ND	ND	ug/kg	NC	30
1,3-Dichloropropane	ND	ND	ug/kg	NC	30
1,1,1,2-Tetrachloroethane	ND	ND	ug/kg	NC	30
Bromobenzene	ND	ND	ug/kg	NC	30
n-Butylbenzene	ND	ND	ug/kg	NC	30
sec-Butylbenzene	ND	ND	ug/kg	NC	30
tert-Butylbenzene	ND	ND	ug/kg	NC	30
o-Chlorotoluene	ND	ND	ug/kg	NC	30
p-Chlorotoluene	ND	ND	ug/kg	NC	30
1,2-Dibromo-3-chloropropane	ND	ND	ug/kg	NC	30
Hexachlorobutadiene	ND	ND	ug/kg	NC	30

Lab Duplicate Analysis
Batch Quality Control

Project Name: AOC#3, NEIP
Project Number: 610.26

Lab Number: L1316927
Report Date: 09/06/13

Parameter	Native Sample	Duplicate Sample	Units	RPD	RPD Limits
Volatile Organics by GC/MS-5035 - Westborough Lab Associated sample(s): 05 QC Batch ID: WG634296-4 QC Sample: L1316927-05 Client ID: DTW-5					
Isopropylbenzene	ND	ND	ug/kg	NC	30
p-Isopropyltoluene	ND	ND	ug/kg	NC	30
Naphthalene	ND	ND	ug/kg	NC	30
n-Propylbenzene	ND	ND	ug/kg	NC	30
1,2,3-Trichlorobenzene	ND	ND	ug/kg	NC	30
1,2,4-Trichlorobenzene	ND	ND	ug/kg	NC	30
1,3,5-Trimethylbenzene	ND	ND	ug/kg	NC	30
1,2,4-Trimethylbenzene	ND	ND	ug/kg	NC	30

Surrogate	%Recovery	Qualifier	%Recovery	Qualifier	Acceptance Criteria
1,2-Dichloroethane-d4	96		97		70-130
Toluene-d8	106		106		85-115
4-Bromofluorobenzene	110		111		85-120
Dibromofluoromethane	103		103		70-130

INORGANICS
&
MISCELLANEOUS

Project Name: AOC#3, NEIP
Project Number: 610.26
Lab Number: L1316927
Report Date: 09/06/13

SAMPLE RESULTS

Lab ID: L1316927-05
Client ID: DTW-5
Sample Location: AOC#3, GUILDERLAND
Matrix: Soil
Date Collected: 08/29/13 14:20
Date Received: 08/29/13
Field Prep: Not Specified

Parameter	Result	Qualifier	Units	RL	MDL	Dilution Factor	Date Prepared	Date Analyzed	Analytical Method	Analyst
General Chemistry - Westborough Lab										
Solids, Total	48.5		%	0.100	NA	1	-	09/03/13 13:47	30,2540G	DG

Lab Duplicate Analysis
Batch Quality Control

Project Name: AOC#3, NEIP
Project Number: 610.26

Lab Number: L1316927
Report Date: 09/06/13

Parameter	Native Sample	Duplicate Sample	Units	RPD	Qual	RPD Limits
General Chemistry - Westborough Lab Associated sample(s): 05 QC Batch ID: WG633336-1 QC Sample: L1317039-02 Client ID: DUP Sample						
Solids, Total	81.2	88.8	%	9		20

Project Name: AOC#3, NEIP
Project Number: 610.26

Lab Number: L1316927
Report Date: 09/06/13

Sample Receipt and Container Information

Were project specific reporting limits specified? YES

Reagent H2O Preserved Vials Frozen on: NA

Cooler Information **Custody Seal**

Cooler	
A	Absent

Container Information

Container ID	Container Type	Cooler	pH	Temp deg C	Pres	Seal	Analysis(*)
L1316927-01A	Vial HCl preserved	A	N/A	3.6	Y	Absent	DOD-8260(14)
L1316927-01B	Vial HCl preserved	A	N/A	3.6	Y	Absent	DOD-8260(14)
L1316927-01C	Vial HCl preserved	A	N/A	3.6	Y	Absent	DOD-8260(14)
L1316927-01D	Vial HCl preserved	A	N/A	3.6	Y	Absent	DOD-8260(14)
L1316927-01E	Vial HCl preserved	A	N/A	3.6	Y	Absent	DOD-8260(14)
L1316927-01F	Vial HCl preserved	A	N/A	3.6	Y	Absent	DOD-8260(14)
L1316927-01G	Vial HCl preserved	A	N/A	3.6	Y	Absent	DOD-8260(14)
L1316927-01H	Vial HCl preserved	A	N/A	3.6	Y	Absent	DOD-8260(14)
L1316927-01I	Vial HCl preserved	A	N/A	3.6	Y	Absent	DOD-8260(14)
L1316927-02A	Vial HCl preserved	A	N/A	3.6	Y	Absent	DOD-8260(14)
L1316927-02B	Vial HCl preserved	A	N/A	3.6	Y	Absent	DOD-8260(14)
L1316927-02C	Vial HCl preserved	A	N/A	3.6	Y	Absent	DOD-8260(14)
L1316927-03A	Vial HCl preserved	A	N/A	3.6	Y	Absent	DOD-8260(14)
L1316927-03B	Vial HCl preserved	A	N/A	3.6	Y	Absent	DOD-8260(14)
L1316927-03C	Vial HCl preserved	A	N/A	3.6	Y	Absent	DOD-8260(14)
L1316927-04A	Vial HCl preserved	A	N/A	3.6	Y	Absent	DOD-8260(14)
L1316927-04B	Vial HCl preserved	A	N/A	3.6	Y	Absent	DOD-8260(14)
L1316927-04C	Vial HCl preserved	A	N/A	3.6	Y	Absent	DOD-8260(14)
L1316927-05A	Vial HCl preserved	A	N/A	3.6	Y	Absent	TS(7),DOD-8260HLW(14)
L1316927-05B	Vial HCl preserved	A	N/A	3.6	Y	Absent	TS(7),DOD-8260HLW(14)
L1316927-05C	Vial HCl preserved	A	N/A	3.6	Y	Absent	TS(7),DOD-8260HLW(14)
L1316927-06A	Vial HCl preserved	A	N/A	3.6	Y	Absent	DOD-8260(14)

*Values in parentheses indicate holding time in days

Project Name:	AOC#3, NEIP	**Lab Number:**	L1316927
Project Number:	610.26	**Report Date:**	09/06/13

GLOSSARY

Acronyms

EDL - Estimated Detection Limit: This value represents the level to which target analyte concentrations are reported as estimated values, when those target analyte concentrations are quantified below the reporting limit (RL). The EDL includes any adjustments from dilutions, concentrations or moisture content, where applicable. The use of EDLs is specific to the analysis of PAHs using Solid-Phase Microextraction (SPME).

EPA - Environmental Protection Agency.

LCS - Laboratory Control Sample: A sample matrix, free from the analytes of interest, spiked with verified known amounts of analytes or a material containing known and verified amounts of analytes.

LCSD - Laboratory Control Sample Duplicate: Refer to LCS.

LFB - Laboratory Fortified Blank: A sample matrix, free from the analytes of interest, spiked with verified known amounts of analytes or a material containing known and verified amounts of analytes.

MDL - Method Detection Limit: This value represents the level to which target analyte concentrations are reported as estimated values, when those target analyte concentrations are quantified below the reporting limit (RL). The MDL includes any adjustments from dilutions, concentrations or moisture content, where applicable.

MS - Matrix Spike Sample: A sample prepared by adding a known mass of target analyte to a specified amount of matrix sample for which an independent estimate of target analyte concentration is available.

MSD - Matrix Spike Sample Duplicate: Refer to MS.

NA - Not Applicable.

NC - Not Calculated: Term is utilized when one or more of the results utilized in the calculation are non-detect at the parameter's reporting unit.

NI - Not Ignitable.

RL - Reporting Limit: The value at which an instrument can accurately measure an analyte at a specific concentration. The RL includes any adjustments from dilutions, concentrations or moisture content, where applicable.

RPD - Relative Percent Difference: The results from matrix and/or matrix spike duplicates are primarily designed to assess the precision of analytical results in a given matrix and are expressed as relative percent difference (RPD). Values which are less than five times the reporting limit for any individual parameter are evaluated by utilizing the absolute difference between the values; although the RPD value will be provided in the report.

SRM - Standard Reference Material: A reference sample of a known or certified value that is of the same or similar matrix as the associated field samples.

Footnotes

1 - The reference for this analyte should be considered modified since this analyte is absent from the target analyte list of the original method.

Terms

Analytical Method: Both the document from which the method originates and the analytical reference method. (Example: EPA 8260B is shown as 1,8260B.) The codes for the reference method documents are provided in the References section of the Addendum.

Data Qualifiers

A - Spectra identified as "Aldol Condensation Product".

B - The analyte was detected above the reporting limit in the associated method blank. Flag only applies to associated field samples that have detectable concentrations of the analyte at less than ten times (10x) the concentration found in the blank. For MCP-related projects, flag only applies to associated field samples that have detectable concentrations of the analyte at less than ten times (10x) the concentration found in the blank. For DOD-related projects, flag only applies to associated field samples that have detectable concentrations of the analyte at less than ten times (10x) the concentration found in the blank AND the analyte was detected above one-half the reporting limit (or above the reporting limit for common lab contaminants) in the associated method blank. For NJ-Air-related projects, flag only applies to associated field samples that have detectable concentrations of the analyte above the reporting limit.

C - Co-elution: The target analyte co-elutes with a known lab standard (i.e. surrogate, internal standards, etc.) for co-extracted analyses.

D - Concentration of analyte was quantified from diluted analysis. Flag only applies to field samples that have detectable concentrations of the analyte.

E - Concentration of analyte exceeds the range of the calibration curve and/or linear range of the instrument.

G - The concentration may be biased high due to matrix interferences (i.e, co-elution) with non-target compound(s). The result should be considered estimated.

H - The analysis of pH was performed beyond the regulatory-required holding time of 15 minutes from the time of sample collection.

I - The lower value for the two columns has been reported due to obvious interference.

Report Format: DU Report with "J" Qualifiers

Project Name:	AOC#3, NEIP	**Lab Number:**	L1316927
Project Number:	610.26	**Report Date:**	09/06/13

Data Qualifiers

M - Reporting Limit (RL) exceeds the MCP CAM Reporting Limit for this analyte.

NJ - Presumptive evidence of compound. This represents an estimated concentration for Tentatively Identified Compounds (TICs), where the identification is based on a mass spectral library search.

P - The RPD between the results for the two columns exceeds the method-specified criteria.

Q - The quality control sample exceeds the associated acceptance criteria. For DOD-related projects, LCS and/or Continuing Calibration Standard exceedences are also qualified on all associated sample results. Note: This flag is not applicable for matrix spike recoveries when the sample concentration is greater than 4x the spike added or for batch duplicate RPD when the sample concentrations are less than 5x the RL. (Metals only.)

R - Analytical results are from sample re-analysis.

RE - Analytical results are from sample re-extraction.

S - Analytical results are from modified screening analysis.

J - Estimated value. The Target analyte concentration is below the quantitation limit (RL), but above the Method Detection Limit (MDL) or Estimated Detection Limit (EDL) for SPME-related analyses. This represents an estimated concentration for Tentatively Identified Compounds (TICs).

ND - Not detected at the method detection limit (MDL) for the sample, or estimated detection limit (EDL) for SPME-related analyses.

Report Format: DU Report with "J" Qualifiers

Project Name:	AOC#3, NEIP	**Lab Number:**	L1316927
Project Number:	610.26	**Report Date:**	09/06/13

REFERENCES

1 Test Methods for Evaluating Solid Waste: Physical/Chemical Methods. EPA SW-846. Third Edition. Updates I - IV, 2007.

30 Standard Methods for the Examination of Water and Wastewater. APHA-AWWA-WPCF. 18th Edition. 1992.

The analyses performed on the sample(s) within this report are in accordance with the minimum established guidelines set forth in the Department of Defense Quality Systems Manual, Version 4.2, issued October 25, 2010.

LIMITATION OF LIABILITIES

Alpha Analytical performs services with reasonable care and diligence normal to the analytical testing laboratory industry. In the event of an error, the sole and exclusive responsibility of Alpha Analytical shall be to re-perform the work at it's own expense. In no event shall Alpha Analytical be held liable for any incidental, consequential or special damages, including but not limited to, damages in any way connected with the use of, interpretation of, information or analysis provided by Alpha Analytical.

We strongly urge our clients to comply with EPA protocol regarding sample volume, preservation, cooling, containers, sampling procedures, holding time and splitting of samples in the field.

Certificate/Approval Program Summary

Last revised August 29, 2013 - Westboro Facility

The following list includes only those analytes/methods for which certification/approval is currently held.
For a complete listing of analytes for the referenced methods, please contact your Alpha Customer Service Representative.

Connecticut Department of Public Health Certificate/Lab ID: PH-0574. ***NELAP Accredited Solid Waste/Soil.***

Drinking Water (Inorganic Parameters: Color, pH, Turbidity, Conductivity, Alkalinity, Chloride, Free Residual Chlorine, Fluoride, Calcium Hardness, Sulfate, Nitrate, Nitrite, Aluminum, Antimony, Arsenic, Barium, Beryllium, Cadmium, Calcium, Chromium, Copper, Iron, Lead, Magnesium, Manganese, Mercury, Nickel, Selenium, Silver, Sodium, Thallium, Zinc, Total Dissolved Solids, Total Organic Carbon, Total Cyanide, Perchlorate. Organic Parameters: Volatile Organics 524.2, Total Trihalomethanes 524.2, 1,2-Dibromo-3-chloropropane (DBCP) 504.1, Ethylene Dibromide (EDB) 504.1, 1,4-Dioxane (Mod 8270). Microbiology Parameters: Total Coliform-MF mEndo (SM9222B), Total Coliform – Colilert (SM9223, Enumeration and P/A), E. Coli. – Colilert (SM9223, Enumeration and P/A), HPC – Pour Plate (SM9215B), Fecal Coliform – MF m-FC (SM9222D), Fecal Coliform-EC Medium (SM 9221E).

Wastewater/Non-Potable Water (Inorganic Parameters: Color, pH, Conductivity, Acidity, Alkalinity, Chloride, Total Residual Chlorine, Fluoride, Total Hardness, Silica, Sulfate, Sulfide, Ammonia, Kjeldahl Nitrogen, Nitrate, Nitrite, O-Phosphate, Total Phosphorus, Aluminum, Antimony, Arsenic, Barium, Beryllium, Boron, Cadmium, Calcium, Chromium, Hexavalent Chromium, Cobalt, Copper, Iron, Lead, Magnesium, Manganese, Mercury, Molybdenum, Nickel, Potassium, Selenium, Silver, Sodium, Strontium, Thallium, Tin, Titanium, Vanadium, Zinc, Total Residue (Solids), Total Dissolved Solids, Total Suspended Solids (non-filterable), BOD, CBOD, COD, TOC, Total Cyanide, Phenolics, Foaming Agents (MBAS), Bromide, Oil and Grease. Organic Parameters: PCBs, Organochlorine Pesticides, Technical Chlordane, Toxaphene, Acid Extractables (Phenols), Benzidines, Phthalate Esters, Nitrosamines, Nitroaromatics & Isophorone, Polynuclear Aromatic Hydrocarbons, Haloethers, Chlorinated Hydrocarbons, Volatile Organics, TPH (HEM/SGT), CT-Extractable Petroleum Hydrocarbons (ETPH), MA-EPH, MA-VPH. Microbiology Parameters: Total Coliform – MF mEndo (SM9222B), Total Coliform – MTF (SM9221B), E. Coli – Colilert (SM9223 Enumeration), HPC – Pour Plate (SM9215B), Fecal Coliform – MF m-FC (SM9222D), Fecal Coliform – A-1 Broth (SM9221E), Enterococcus - Enterolert.

Solid Waste/Soil (Inorganic Parameters: pH, Sulfide, Aluminum, Antimony, Arsenic, Barium, Beryllium, Boron, Cadmium, Calcium, Chromium, Hexavalent Chromium, Cobalt, Copper, Iron, Lead, Magnesium, Manganese, Mercury, Molybdenum, Nickel, Potassium, Selenium, Silver, Sodium, Thallium, Tin, Vanadium, Zinc, Total Cyanide, Ignitability, Phenolics, Corrosivity, TCLP Leach (1311), SPLP Leach (1312 metals only), Reactivity. Organic Parameters: PCBs, PCBs in Oil, Organochlorine Pesticides, Technical Chlordane, Toxaphene, CT-Extractable Petroleum Hydrocarbons (ETPH), MA-EPH, MA-VPH, Dicamba, 2,4-D, 2,4,5-T, 2,4,5-TP(Silvex), Dalapon, Volatile Organics (SW 8260), Acid Extractables (Phenols) (SW 8270), Benzidines (SW 8270), Phthalates (SW 8270), Nitrosamines (SW 8270), Nitroaromatics & Cyclic Ketones (SW 8270), PAHs (SW 8270), Haloethers (SW 8270), Chlorinated Hydrocarbons (SW 8270).)

State of Illinois Certificate/Lab ID: 003155. ***NELAP Accredited.***
Drinking Water (Inorganic Parameters: SM2120B, 2320B, 2510B, 2540C, SM4500CN-CE, 4500F-C, 4500H-B, 4500NO3-F, 5310C, EPA 200.7, 200.8, 245.1, 300.0. Organic Parameters: EPA 504.1, 524.2.)

Wastewater/Non-Potable Water (Inorganic Parameters: SM2120B, 2310B, 2320B, 2340B, 2510B, 2540B, 2540C, 2540D, SM4500CL-E, 4500CN-E, 4500F-C, 4500H-B, 4500NH3-H, 4500NO2-B, 4500NO3-F, 4500P-E, 4500S-D, 4500SO3-B, 5210B, 5220D, 5310C, 5540C, EPA 120.1, 1664A, 200.7, 200.8, 245.1, 300.0, 350.1, 351.1, 353.2, 410.4, 420.1. Organic Parameters: EPA 608, 624, 625.)

Hazardous and Solid Waste (Inorganic Parameters: EPA 1010A, 1030, 1311, 1312, 6010C, 6020A, 7196A, 7470A, 7471B, 9012B, 9014, 9038, 9040C, 9045D, 9050A, 9065, 9251. Organic Parameters: 8011 (NPW only), 8015C, 8081B, 8082A, 8151A, 8260C, 8270D, 8315A, 8330.)

Maine Department of Human Services Certificate/Lab ID: 2009024.
Drinking Water (Inorganic Parameters: SM9215B, 9222D, 9223B, EPA 180.1, 353.2, SM2120B, 2130B, 2320B, 2510C, 2540C, 4500Cl-D, 4500CN-C, 4500CN-E, 4500F-C, 4500H+B, 4500NO3-F, 5310C, EPA 200.7, EPA 200.8, 245.1, EPA 300.0. Organic Parameters: 504.1, 524.2.)

Wastewater/Non-Potable Water (Inorganic Parameters: EPA 120.1, 1664A, 300.0, 350.1, 351.1, 353.2, 410.4, 420.1, 8315A, 9010C, SM2120B, 2310B, 2320B, 2510B, 2540B, 2540C, 2540D, 426C, 4500Cl-E, 4500CN-C, 4500CN-E, 4500F-B, 4500F-C, 4500H+B, 4500Norg-C, 4500NH3-B, 4500NH3-H, 4500NO2-B, 4500NO3-F, 4500P-B, 4500P-E, 4500S2-D, 4500SO3-B, 5540C, 5210B, 5220D, 5310C, 9010B, 9030B, 9040C, 7470A, 7196A, 2340B, EPA 200.7, 6010C, 200.8, 6020A, 245.1, 1311, 1312, 3005A, Enterolert, 9223B, 9222D. Organic Parameters: 608, 624, 625, 8011, 8081B, 8082A, 8330, 8151A, 8260C, 8270D, 3510C, 3630C, 5030B, ME-DRO, ME-GRO, MA-EPH, MA-VPH.)

Solid Waste/Soil (Inorganic Parameters: 9010B, 9012A, 9014, 9040B, 9045C, 6010C, 6020A, 7471B, 7196A, 9050A, 1010, 1030, 9065, 1311, 1312, 3005A, 3050B, 9038, 9251. Organic Parameters: ME-DRO, ME-GRO, MA-EPH, MA-VPH, 8260C, 8270D, 8330, 8151A, 8081B, 8082A, 3540C, 3546, 3580A, 3620C, 3630C, 5030B, 5035.)

Massachusetts Department of Environmental Protection Certificate/Lab ID: M-MA086.
*Drinking Water (*Inorganic Parameters: (EPA 200.8 for: Sb,As,Ba,Be,Cd,Cr,Cu,Pb,Ni,Se,Tl) (EPA 200.7 for: Ba,Be,Ca,Cd,Cr,Cu,Na,Ni) 245.1, (300.0 for: Nitrate-N, Fluoride, Sulfate); (EPA 353.2 for: Nitrate-N, Nitrite-N); (SM4500NO3-F for: Nitrate-N and Nitrite-N); 4500F-C, 4500CN-CE, EPA 180.1, SM2130B, SM4500Cl-D, 2320B, SM2540C, SM4500H-B. Organic Parameters: (EPA 524.2 for: Trihalomethanes, Volatile Organics); (504.1 for: 1,2-Dibromoethane, 1,2-Dibromo-3-Chloropropane), EPA 332. Microbiology Parameters: SM9215B; ENZ. SUB. SM9223; ColilertQT SM9223B; MF-SM9222D.)

*Non-Potable Water (*Inorganic Parameters:, (EPA 200.8 for: Al,Sb,As,Be,Cd,Cr,Cu,Pb,Mn,Ni,Se,Ag,Tl,Zn); (EPA 200.7 for: Al,Sb,As,Be,Cd,Ca,Cr,Co,Cu,Fe,Pb,Mg,Mn,Mo,Ni,K,Se,Ag,Na,Sr,Ti,Tl,V,Zn); 245.1, SM4500H,B, EPA 120.1, SM2510B, 2540C, 2340B, 2320B, 4500CL-E, 4500F-BC, 426C, SM4500NH3-BH, (EPA 350.1 for: Ammonia-N), LACHAT 10-107-06-1-B for Ammonia-N, SM4500NO3-F, 353.2 for Nitrate-N, SM4500NH3-BC-NES, EPA 351.1, SM4500P-E, 4500P-B,E, 5220D, EPA 410.4, SM 5210B, 5310C, 4500CL-D, EPA 1664, SM14 510AC, EPA 420.1, SM4500-CN-CE, SM2540D.
Organic Parameters: (EPA 624 for Volatile Halocarbons, Volatile Aromatics),(608 for: Chlordane, Toxaphene, Aldrin, alpha-BHC, beta-BHC, gamma-BHC, delta-BHC, Dieldrin, DDD, DDE, DDT,Endosulfan I, Endosulfan II, Endosulfan sulfate, Endrin, Endrin Aldehyde, Heptachlor, Heptachlor Epoxide, PCBs-Water), (EPA 625 for SVOC Acid Extractables and SVOC Base/Neutral Extractables), 600/4-81-045-PCB-Oil. Microbiology Parameters: (ColilertQT SM9223B; Enterolert-QT: SM9222D-MF.)

New Hampshire Department of Environmental Services Certificate/Lab ID: 200307. ***NELAP Accredited.***
Drinking Water (Inorganic Parameters: SM 9222B, 9223B, 9215B, EPA 200.7, 200.8, 300.0, SM4500CN-E, 4500H+B, 4500NO3-F, 2320B, 2510B, 2540C, 4500F-C, 5310C, 2120B, EPA 332.0. Organic Parameters: 504.1, 524.2.)

Non-Potable Water (Inorganic Parameters: SM9222D, 9221B, 9222B, 9221E-EC, EPA 3005A, 200.7, 200.8, 245.1, SW-846 6010C, 6020A, 7196A, 7470A, SM3500-CR-D, EPA 120.1, 300.0, 350.1, 350.2, 351.1, 353.2, 410.4, 420.1, 426C, 1664A, SW-846 9010B, 9010C, 9030, 9040B, 9040C, SM2120B, 2310B, 2320B, 2340B, 2540B, 2540D, 4500H+B, 4500CL-E, 4500CN-E, 4500NH3-H, 4500NO3-F, 4500NO2-B, 4500P-E, 4500-S2-D, 4500SO3-B, 5210B, 5220D, 2510B, 2540C, 4500F-C, 5310C, 5540C, LACHAT 10-204-00-1-A, LACHAT 10-107-06-2-D, 3060A. Organic Parameters: SW-846 3510C, 3630C, 5030B, 8260C, 8270D, 8330, EPA 624, 625, 608, SW-846 8082A, 8081B, 8015C, 8151A, 8330, 8270D-SIM.)

Solid & Chemical Materials (Inorganic Parameters: SW-846 6010C, 6020A, 7196A, 7471B, 1010, 1010A, 1030, 9010C, 9012B, 9014, 9030B, 9040C, 9045C, 9045D, 9050, 9065, 9251, 1311, 1312, 3005A, 3050B, 3060A. Organic Parameters: SW-846 3540C, 3546, 3050B, 3580A, 3620D, 3630C, 5030B, 5035, 8260C, 8270D, 8270D-SIM, 8330, 8151A, 8015B, 8015C, 8082A, 8081B.)

New Hampshire Department of Environmental Services Certificate/Lab ID: 2064. ***NELAP Accredited.***
Drinking Water (Organic Parameters: **EPA 524.2:** Di-isopropyl ether (DIPE), Ethyl-t-butyl ether (ETBE), Tert-amyl methyl ether (TAME)).

Non-Potable Water (Organic Parameters: **EPA 8260C:** 1,3,5-Trichlorobenzene. **EPA 8015C(M):** TPH.)

Solid & Chemical Materials (Organic Parameters: **EPA 8260C:** 1,3,5-Trichlorobenzene.)

New Jersey Department of Environmental Protection Certificate/Lab ID: MA935. ***NELAP Accredited.***
Drinking Water (Inorganic Parameters: SM9222B, 9221E, 9223B, 9215B, 4500CN-CE, 4500NO3-F, 4500F-C, EPA 300.0, 200.7, 200.8, 245.1, 2540C, SM2120B, 2320B, 2510B, 5310C, SM4500H-B. Organic Parameters: EPA 332, 504.1, 524.2.)

Non-Potable Water (Inorganic Parameters: SM5210B, EPA 410.4, SM5220D, 4500Cl-E, EPA 300.0, SM2120B, 2340B, SM4500F-BC, EPA 200.7, 200.8, 351.1, LACHAT 10-107-06-2-D, EPA 353.2, SM4500NO3-F, 4500NO2-B, EPA 1664A, SM5310B, C or D, 4500-PE, EPA 420.1, SM510ABC, SM4500P-B5+E, 2540B, 2540C, 2540D, EPA 120.1, SM2510B, SM15 426C, 9222D, 9221B, 9221C, 9221E, 9222B, 9215B, 2310B, 2320B, 4500NH3-H, 4500-S D, EPA 350.1, 350.2, SW-846 1312, 7470A, 5540C, SM4500H-B, 4500SO3-B, SM3500Cr-D, 4500CN-CE, EPA 245.1, SW-846 9040B, 9040C, 3005A, 3015, EPA 6010B, 6010C, 6020, 6020A, 7196A, 3060A, SW-846 9010C, 9030B. Organic Parameters: SW-846 8260B, 8260C, 8270C, 8270D, 8270C-SIM, 8270D-SIM, 3510C, EPA 608, 624, 625, SW-846 3630C, 5030B, 8011, 8015C, 8081A, 8081B, 8082, 8082A, 8151A, 8330, 1,4-Dioxane by NJ Modified 8270, 8015B, NJ EPH.)

Solid & Chemical Materials (Inorganic Parameters: SW-846, 6010B, 6010C, 6020, 6020A, 7196A, 3060A, 9030B, 1010, 1010A, 1030, 1311, 1312, 3005A, 3050B, 7471A, 7471B, 9010C, 9012B, 9014, 9038, 9040B, 9040C, 9045C, 9045D,

9050A, 9065, 9251. Organic Parameters: SW-846 8015B, 8015C, 8081A, 8081B, 8082, 8082A, 8151A, 8330, 8260B, 8260C, 8270C, 8270D, 8270C-SIM, 8270D-SIM, 3540C, 3546, 3580A, 3620C, 3630C, 5030B, 5035L, 5035H, NJ EPH.)

New York Department of Health Certificate/Lab ID: 11148. ***NELAP Accredited.***
Drinking Water (Inorganic Parameters: SM9223B, 9222B, 9215B, EPA 200.8, 200.7, 245.1, SM5310C, EPA 332.0, SM2320B, EPA 300.0, SM2120B, 4500CN-E, 4500F-C, 4500NO3-F, 2540C, SM 2510B. Organic Parameters: EPA 524.2, 504.1.)

Non-Potable Water (Inorganic Parameters: SM9221E, 9222D, 9221B, 9222B, 9215B, 5210B, 5310C, EPA 410.4, SM5220D, 2310B, 2320B, EPA 200.7, 300.0, SM4500CL-E, 4500F-C, SM15 426C, EPA 350.1, SM4500NH3-BH, EPA 351.1, LACHAT 10-107-06-2, EPA 353.2, SM4500-NO3-F, 4500-NO2-B, 4500P-E, 2340B, 2540C, 2540B, 2540D, EPA 200.8, EPA 6010C, 6020A, EPA 7196A, SM3500Cr-D, EPA 245.1, 7470A, SM2120B, 4500CN-CE, EPA 1664A, EPA 420.1, SM14 510C, EPA 120.1, SM2510B, SM4500S-D, SM5540C, EPA 8315A, 3005A, 3015, 9010C, 9030B. Organic Parameters: EPA 624, 8260C, 8270D, 8270D-SIM, 625, 608, 8081B, 8151A, 8330, 8082A, EPA 3510C, 5030B, 8015C, 8011.)

Solid & Hazardous Waste (Inorganic Parameters: EPA 1010A, 1030, EPA 6010C, 6020A, 7196A, 7471B, 8315A, 9012B, 9014, 9065, 9050A, 9038, 9251, EPA 1311, 1312, 3005A, 3050B, 9010C, 9030B, 9040C, 9045D. Organic Parameters: EPA 8260C, 8270D, 8270D-SIM, 8015C, 8081B, 8151A, 8330, 8082A, 3540C, 3546, 3580A, 5035A-H, 5035A-L.)

North Carolina Department of the Environment and Natural Resources Certificate/Lab ID : 666. (Inorganic Parameters: SM2310B, 2320B, 4500Cl-E, 4500Cn-E, 9012B, 9014, Lachat 10-204-00-1-X, 1010A, 1030, 4500NO3-F, 353.2, 4500P-E, 4500SO4-E, 300.0, 4500S-D, 5310B, 5310C, 6010C, 6020A, 200.7, 200.8, 3500Cr-B, 7196A, 245.1, 7470A, 7471B, 1311,1312. Organic Parameters: 608, 8081B, 8082A, 624, 8260B, 625, 8270D, 8151A, 8015C, 504.1, MA-EPH, MA-VPH.)

Drinking Water Program Certificate/Lab ID: 25700. (Inorganic Parameters: Chloride EPA 300.0. Organic Parameters: 524.2)

Pennsylvania Department of Environmental Protection Certificate/Lab ID : 68-03671. ***NELAP Accredited.***
Drinking Water (Inorganic Parameters: 200.7, 200.8, 300.0, 332.0, 2120B, 2320B, 2510B, 2540C, 4500-CN-CE, 4500F-C, 4500H+-B, 4500NO3-F, 5310C. Organic Parameters: EPA 524.2, 504.1)

Non-Potable Water (Inorganic Parameters: EPA 120.1, 1312, 3005A,3015, 3060A, 200.7, 200.8, 410.4, 1664A, SM2540D, 5210B, 5220D, 4500-P,BE, 245.1, 300.0, 350.1, 350.2, 351.1, 353.2, 420.1, 6010C, 6020A, 7196A, 7470A, 9030B, 2120B, 2310B, 2320B, 2510B, 2540B, 2540C, 3500Cr-D, 426C, 4500CN-CE, 4500Cl-E, 4500F-B, 4500F-C, 4500H+-B, 4500NH3-H, 4500NO2-B, 4500NO3-F, 4500S-D, 4500SO3-B, 5310BCD, 5540C, 9010C, 9040C. Organic Parameters: EPA 3510C, 3630C, 5030B, 625, 624, 608, 8081B, 8082A, 8151A, 8260C, 8270D, 8270D-SIM, 8330, 8015C, NJ-EPH.)

Solid & Hazardous Waste (Inorganic Parameters: EPA 350.1, 1010, 1030, 1311, 1312, 3005A, 3050B, 3060A, 6010C, 6020A, 7196A, 7471B, 9010C, 9012B, 9014, 9040B, 9045D, 9050A, 9065, SM 4500NH3-BH, 9030B, 9038, 9251. Organic Parameters: 3540C, 3546, 3580A, 3620C, 3630C, 5035, 8015C, 8081B, 8082A, 8151A, 8260C, 8270D, 8270D-SIM, 8330, NJ-EPH.)

Rhode Island Department of Health Certificate/Lab ID: LAO00065. ***NELAP Accredited via NJ-DEP.***
Refer to MA-DEP Certificate for Potable and Non-Potable Water.
Refer to NJ-DEP Certificate for Potable and Non-Potable Water.

Texas Commisson on Environmental Quality Certificate/Lab ID: T104704476. ***NELAP Accredited.***
Non-Potable Water (Inorganic Parameters: EPA 120.1, 1664, 200.7, 200.8, 245.1, 245.2, 300.0, 350.1, 351.1, 353.2, 410.4, 420.1, 6010, 6020, 7196, 7470, 9040, SM 2120B, 2310B, 2320B, 2510B, 2540B, 2540C, 2540D, 426C, 4500CL-E, 4500CN-E, 4500F-C, 4500H+B, 4500NH3-H, 4500NO2B, 4500P-E, 4500 $S2^{-}$D, 510C, 5210B, 5220D, 5310C, 5540C. Organic Parameters: EPA 608, 624, 625, 8081, 8082, 8151, 8260, 8270, 8330.)

Solid & Hazardous Waste (Inorganic Parameters: EPA 1311, 1312, 9012, 9014, 9040, 9045, 9050, 9065.)

Virginia Division of Consolidated Laboratory Services Certificate/Lab ID: 460195. ***NELAP Accredited.***
Drinking Water (Inorganic Parameters: EPA 200.7, 200.8, 300.0, 2510B, 2120B, 2540C, 4500CN-CE, 245.1, 2320B, 4500F-C, 4500NO3-F, 4500H+B, 5310C. Organic Parameters: EPA 504.1, 524.2.)

Non-Potable Water (Inorganic Parameters: EPA 120.1, 1664A, 200.7, 200.8, 245.1, 300.0, 350.1, 351.1, 351.2, 3005A, 3015, 1312, 6010B, 6010C, 3060A, 353.2, 420.1, 2340B, 6020, 6020A, SM4500S-D, SM4500-CN-CE, Lachat 10-204-00-1-X, 7196A, 7470A, 2310B, 2320B, 2510B, 2540B, 2540C, 2540D, 3500Cr-D, 426C, 4500Cl-E, 4500F-B, 4500F-C, 4500NH3-H, 4500NO2-B, 4500NO3-F, 4500 SO3-B, 4500H-B, 4500PE, 510AC, 5210B, 5310B 5310C, 5540C, 9010Cm

9030B, 9040C. Organic Parameters: EPA 3510C, 3630C, 5030B, 8260B, 608, 624, 625, 8011, 8015C, 8081A, 8081B, 8082, 8082A, 8151A, 8260C, 8270C, 8270D, 8270C-SIM, 8270D-SIM, 8330,)

Solid & Hazardous Waste (Inorganic Parameters: EPA 1010A, 1030, 3060A, 3050B, 1311, 1312, 6010B, 6010C, 6020, , 7196A, 7471A, 7471B, 6020A, 9010C, 9012B, 9030B, 9014, 9038, 9040C, 9045D, 9251, 9050A, 9065. Organic Parameters: EPA 5030B, 5035, 3540C, 3546, 3550B, 3580A, 3620C, 3630C, 6020A, 8260B, 8260C, 8015B, 8015C, 8081A, 8081B, 8082, 8082A, 8151A, 8270C, 8270D, 8270C-SIM, 8270D-SIM, 8330.)

Department of Defense, L-A-B Certificate/Lab ID: L2217.
Drinking Water (Inorganic Parameters: SM 4500H-B. Organic Parameters: EPA 524.2, 504.1.)

Non-Potable Water (Inorganic Parameters: EPA 200.7, 200.8, 6010C, 6020A, 245.1, 7470A, 9040B, 9010B, 180.1, 300.0, 332.0, 6860, 351.1, 353.2, 9060, 1664A, SM 4500CN-E, 4500H-B, 4500Norg-C, 4500NO3-F, 5310C, 2130B, 2320B, 2340B, 2540C, 5540C, 3005A, 3015, 9056, 7196A, 3500-Cr-D. Organic Parameters: EPA 8015C, 8151A, 8260C, 8270D, 8270D-SIM, 8330A, 8082A, 8081B, 3510C, 5030B, MassDEP EPH, MassDEP VPH.)

Solid & Hazardous Waste (Inorganic Parameters: EPA 200.7, 6010C, 6020A, 7471A, 6860, 1311, 1312, 3050B, 7196A, 9040B, 9045C, 9010C, 9012B, 9251, SM3500-CR-D, 4500CN-CE, 2540G, Organic Parameters: EPA 8015C, 8151A, 8260C, 8270D, 8270D-SIM, 8330A/B-prep, 8082A, 8081B, 3540C, 3546, 3580A, 5035A, MassDEP EPH, MassDEP VPH.)

The following analytes are not included in our current NELAP/TNI Scope of Accreditation:
EPA 524.2: Acetone, 2-Butanone (Methyl ethyl ketone (MEK)), Tert-butyl alcohol, 2-Hexanone, Tetrahydrofuran, 1,3,5-Trichlorobenzene, 4-Methyl-2-pentanone (MIBK), Carbon disulfide, Diethyl ether. **EPA 8260B:** 1,2,4,5-Tetramethylbenzene, 4-Ethyltoluene. **EPA 8260 Non-potable water matrix:** Iodomethane (methyl iodide), Methyl methacrylate. **EPA 8260 Soil matrix:** Tert-amyl methyl ether (TAME), Diisopropyl ether (DIPE), Azobenzene. **EPA 8330A:** PETN, Picric Acid, Nitroglycerine, 2,6-DANT, 2,4-DANT. **EPA 8270C:** Methyl naphthalene, Dimethyl naphthalene, Total Methylnapthalenes, Total Dimethylnaphthalenes, 1,4-Diphenylhydrazine. **EPA 625:** 4-Chloroaniline, 4-Methylphenol. Total Phosphorus in a soil matrix, TKN in a soil matrix, NO2 in a soil matrix, NO3 in a soil matrix. **EPA 9071:** Total Petroleum Hydrocarbons, Oil & Grease.

Serial No:09061316:32

CHAIN OF CUSTODY

PAGE 1 OF _____

ALPHA ANALYTICAL

WESTBORO, MA TEL: 508-898-9220 FAX: 508-898-9193
MANSFIELD, MA TEL: 508-822-9300 FAX: 508-822-3288

Date Rec'd in Lab: 8/29/13

ALPHA Job #: L1316927

Client Information

Client: H2H Associates LLC
Address: 179 River Street
Troy NY 12180
Phone: 518-270-1620
Fax:
Email: LHoose@h2hassociates.com

☐ These samples have been previously analyzed by Alpha

Project Information

Project Name: AOC#3, NEIP
Project Location: AOC#3 Guilderland
Project #: 40.26
Project Manager: Lori Hoose
ALPHA Quote #:

Turn-Around Time

☒ Standard ☐ RUSH (only confirmed if pre-approved!)
Date Due: 9/6/13 Time:

Report Information - Data Deliverables

☐ FAX ☒ EMAIL
☒ ADEx ☐ Add'l Deliverables

Billing Information

☐ Same as Client info PO #:

Regulatory Requirements/Report Limits

State /Fed Program | Criteria

Other Project Specific Requirements/Comments/Detection Limits:
Report Only: TCE, PCE, cis 1,2 DCE + Vinyl chloride

ANALYSIS: VOCs (TCE, PCE, cis 1,2 DCE + Vinyl chloride) | Temperature

SAMPLE HANDLING
Filtration
☐ Done ☐ Not needed ☐ Lab to do
Preservation
☐ Lab to do
(Please specify below)

ALPHA Lab ID (Lab Use Only)	Sample ID	Collection Date	Collection Time	Sample Matrix	Sampler's Initials	VOCs	Temperature	Sample Specific Comments	TOTAL # BOTTLES
16927-01	STW-13	8/29/13	0915	GW		X			3
01	MS-STW-13	8/29/13	0916	GW		X			3
01	MSD-STW-13	8/29/13	0917	GW		X			3
02	STW-15	8/29/13	1110	GW		X			3
03	STW-16	8/29/13	18:15	GW		X			3
04	STW-12	8/29/13	16:15	GW		X			3
05	STW-5	8/29/13	~~13:50~~ 14:20	GW		X			3
06	Trip Blank	8/29/13		W		X			1
	Temp Blank	8/29/13	—	W	—		X		1

Container Type	V	P
Preservative	B	A

Relinquished By:	Date/Time	Received By:	Date/Time
	8/29/13 1909	Gil Donato 8-29-13	21:11
Gil Donato	8-29-13 2358	William Mitchell	8/29/13 2358

Please print clearly, legibly and completely. Samples can not be logged in and turnaround time clock will not start until any ambiguities are resolved. All samples submitted are subject to Alpha's Terms and Conditions. See reverse side.

FORM NO: 01-01 (rev. 14-OCT-07)

ANALYTICAL REPORT

Lab Number:	L1316706
Client:	H2H Associates, LLC 179 River Street Troy, NY 12189
ATTN:	Lori Hoose
Phone:	(518) 270-1620
Project Name:	AOC#3
Project Number:	610.26
Report Date:	09/06/13

The original project report/data package is held by Alpha Analytical. This report/data package is paginated and should be reproduced only in its entirety. Alpha Analytical holds no responsibility for results and/or data that are not consistent with the original.

Certifications & Approvals: NY (11627), CT (PH-0141), NH (2206), NJ NELAP (MA015), RI (LAO00299), PA (68-02089), LA NELAP (03090), FL (E87814), TX (T104704419), WA (C954), DOD (L2217.01), USDA (Permit #P330-11-00109), US Army Corps of Engineers.

320 Forbes Boulevard, Mansfield, MA 02048-1806
508-822-9300 (Fax) 508-822-3288 800-624-9220 - www.alphalab.com

Project Name: AOC#3
Project Number: 610.26

Lab Number: L1316706
Report Date: 09/06/13

Alpha Sample ID	Client ID	Sample Location	Collection Date/Time
L1316706-01	SG-1	AOC#3, NEIP	08/27/13 14:15
L1316706-02	SG-2	AOC#3, NEIP	08/26/13 15:30
L1316706-03	SG-3	AOC#3, NEIP	08/26/13 19:13
L1316706-04	SG-4	AOC#3, NEIP	08/26/13 19:20
L1316706-05	SG-5	AOC#3, NEIP	08/26/13 20:53
L1316706-06	SG-6	AOC#3, NEIP	08/26/13 16:40
L1316706-07	DUP-1-8-26-13	AOC#3, NEIP	08/26/13 00:00

Project Name: AOC#3 **Lab Number:** L1316706
Project Number: 610.26 **Report Date:** 09/06/13

Case Narrative

The samples were received in accordance with the Chain of Custody and no significant deviations were encountered during the preparation or analysis unless otherwise noted. Sample Receipt, Container Information, and the Chain of Custody are located at the back of the report.

Results contained within this report relate only to the samples submitted under this Alpha Lab Number and meet all of the requirements of NELAC, for all NELAC accredited parameters. The data presented in this report is organized by parameter (i.e. VOC, SVOC, etc.). Sample specific Quality Control data (i.e. Surrogate Spike Recovery) is reported at the end of the target analyte list for each individual sample, followed by the Laboratory Batch Quality Control at the end of each parameter. If a sample was re-analyzed or re-extracted due to a required quality control corrective action and if both sets of data are reported, the Laboratory ID of the re-analysis or re-extraction is designated with an "R" or "RE", respectively. When multiple Batch Quality Control elements are reported (e.g. more than one LCS), the associated samples for each element are noted in the grey shaded header line of each data table. Any Laboratory Batch, Sample Specific % recovery or RPD value that is outside the listed Acceptance Criteria is bolded in the report. Performance criteria for CAM and RCP methods allow for some LCS compound failures to occur and still be within method compliance. In these instances, the specific failures are not narrated but are noted in the associated QC table. This information is also incorporated in the Data Usability format for our Data Merger tool where it can be reviewed along with any associated usability implications. Soil/sediments, solids and tissues are reported on a dry weight basis unless otherwise noted. Definitions of all data qualifiers and acronyms used in this report are provided in the Glossary located at the back of the report.

In reference to questions H (CAM) or 4 (RCP) when "NO" is checked, the performance criteria for CAM and RCP methods allow for some quality control failures to occur and still be within method compliance. In these instances the specific failure is not narrated but noted in the associated QC table. The information is also incorporated in the Data Usability format of our Data Merger tool where it can be reviewed along with any associated usability implications.

Please see the associated ADEx data file for a comparison of laboratory reporting limits that were achieved with the regulatory Numerical Standards requested on the Chain of Custody.

HOLD POLICY
For samples submitted on hold, Alpha's policy is to hold samples free of charge for 30 days from the date the project is completed. After 30 days, we will dispose of all samples submitted including those put on hold unless you have contacted your Client Service Representative and made arrangements for Alpha to continue to hold the samples.

Please contact Client Services at 800-624-9220 with any questions.

Project Name: AOC#3 **Lab Number:** L1316706
Project Number: 610.26 **Report Date:** 09/06/13

Case Narrative (continued)

Volatile Organics in Air

Canisters were released from the laboratory on August 22 and 27, 2013. The canister certification results are provided as an addendum.

Sample L1316706-07 ; the RPD of the pre- and post-flow controller calibration check (26% RPD) was outside of the control limit (20% RPD). The initial flow rate for the flow controller was 8.8 mL/minute; the final flow rate was 6.8 mL/minute. The final pressure recorded by the laboratory of the associated canister was -1.8 inches of mercury.

Samples L1316706-01, -06 and WG634062-5 Duplicate have elevated detection limits due to the dilution required by the elevated concentrations of non-target compounds in the samples.

Samples L1316706-03,-04 and -07 have elevated detection limits due to the dilution required by the elevated concentrations of target compounds in the samples.

I, the undersigned, attest under the pains and penalties of perjury that, to the best of my knowledge and belief and based upon my personal inquiry of those responsible for providing the information contained in this analytical report, such information is accurate and complete. This certificate of analysis is not complete unless this page accompanies any and all pages of this report.

Authorized Signature: Christopher J. Anderson

Title: Technical Director/Representative Date: 09/06/13

AIR

Project Name: AOC#3 ***Lab Number:*** L1316706

Project Number: 610.26 ***Report Date:*** 09/06/13

SAMPLE RESULTS

Lab ID: L1316706-01 D
Client ID: SG-1
Sample Location: AOC#3, NEIP
Matrix: Soil_Vapor
Anaytical Method: 48,TO-15
Analytical Date: 09/05/13 19:10
Analyst: RY

Date Collected: 08/27/13 14:15
Date Received: 08/27/13
Field Prep: Not Specified

Parameter	ppbV Results	ppbV RL	ppbV MDL	ug/m3 Results	ug/m3 RL	ug/m3 MDL	Qualifier	Dilution Factor
Volatile Organics in Air - Mansfield Lab								
Vinyl chloride	ND	0.400	0.076	ND	1.02	0.193		2
cis-1,2-Dichloroethene	ND	0.400	0.117	ND	1.59	0.464		2
Trichloroethene	8.59	0.400	0.142	46.2	2.15	0.763		2
Tetrachloroethene	0.324	0.400	0.152	2.20	2.71	1.03	J	2

Internal Standard	% Recovery	Qualifier	Acceptance Criteria
1,4-Difluorobenzene	90		60-140
Bromochloromethane	91		60-140
chlorobenzene-d5	92		60-140

Project Name: AOC#3 ***Lab Number:*** L1316706

Project Number: 610.26 ***Report Date:*** 09/06/13

SAMPLE RESULTS

Lab ID: L1316706-02
Client ID: SG-2
Sample Location: AOC#3, NEIP
Matrix: Soil_Vapor
Anaytical Method: 48,TO-15
Analytical Date: 09/05/13 20:13
Analyst: RY

Date Collected: 08/26/13 15:30
Date Received: 08/27/13
Field Prep: Not Specified

	ppbV			ug/m3				
Parameter	**Results**	**RL**	**MDL**	**Results**	**RL**	**MDL**	**Qualifier**	**Dilution Factor**
Volatile Organics in Air - Mansfield Lab								
Vinyl chloride	ND	0.200	0.038	ND	0.511	0.097		1
cis-1,2-Dichloroethene	ND	0.200	0.059	ND	0.793	0.233		1
Trichloroethene	1.18	0.200	0.071	6.34	1.07	0.382		1
Tetrachloroethene	0.270	0.200	0.076	1.83	1.36	0.514		1

Internal Standard	**% Recovery**	**Qualifier**	**Acceptance Criteria**
1,4-Difluorobenzene	85		60-140
Bromochloromethane	87		60-140
chlorobenzene-d5	86		60-140

Project Name: AOC#3 ***Lab Number:*** L1316706

Project Number: 610.26 ***Report Date:*** 09/06/13

SAMPLE RESULTS

Lab ID: L1316706-03 D
Client ID: SG-3
Sample Location: AOC#3, NEIP
Matrix: Soil_Vapor
Anaytical Method: 48,TO-15
Analytical Date: 09/05/13 20:45
Analyst: RY

Date Collected: 08/26/13 19:13
Date Received: 08/27/13
Field Prep: Not Specified

	ppbV			ug/m3				
Parameter	**Results**	**RL**	**MDL**	**Results**	**RL**	**MDL**	**Qualifier**	**Dilution Factor**
Volatile Organics in Air - Mansfield Lab								
Vinyl chloride	ND	0.400	0.076	ND	1.02	0.193		2
cis-1,2-Dichloroethene	14.3	0.400	0.117	56.7	1.59	0.464		2
Trichloroethene	124	0.400	0.142	666	2.15	0.763		2
Tetrachloroethene	2.22	0.400	0.152	15.1	2.71	1.03		2

Internal Standard	**% Recovery**	**Qualifier**	**Acceptance Criteria**
1,4-Difluorobenzene	85		60-140
Bromochloromethane	88		60-140
chlorobenzene-d5	85		60-140

Project Name: AOC#3 ***Lab Number:*** L1316706

Project Number: 610.26 ***Report Date:*** 09/06/13

SAMPLE RESULTS

Lab ID: L1316706-04 D
Client ID: SG-4
Sample Location: AOC#3, NEIP
Matrix: Soil_Vapor
Anaytical Method: 48,TO-15
Analytical Date: 09/05/13 21:17
Analyst: RY

Date Collected: 08/26/13 19:20
Date Received: 08/27/13
Field Prep: Not Specified

	ppbV			ug/m3				
Parameter	**Results**	**RL**	**MDL**	**Results**	**RL**	**MDL**	**Qualifier**	**Dilution Factor**
Volatile Organics in Air - Mansfield Lab								
Vinyl chloride	ND	2.00	0.378	ND	5.11	0.966		10
cis-1,2-Dichloroethene	96.3	2.00	0.587	382	7.93	2.33		10
Trichloroethene	755	2.00	0.710	4060	10.7	3.82		10
Tetrachloroethene	7.86	2.00	0.758	53.3	13.6	5.14		10

Internal Standard	**% Recovery**	**Qualifier**	**Acceptance Criteria**
1,4-Difluorobenzene	86		60-140
Bromochloromethane	100		60-140
chlorobenzene-d5	85		60-140

Project Name: AOC#3 ***Lab Number:*** L1316706

Project Number: 610.26 ***Report Date:*** 09/06/13

SAMPLE RESULTS

Lab ID: L1316706-05
Client ID: SG-5
Sample Location: AOC#3, NEIP
Matrix: Soil_Vapor
Anaytical Method: 48,TO-15
Analytical Date: 09/05/13 21:48
Analyst: RY

Date Collected: 08/26/13 20:53
Date Received: 08/27/13
Field Prep: Not Specified

	ppbV			ug/m3				
Parameter	**Results**	**RL**	**MDL**	**Results**	**RL**	**MDL**	**Qualifier**	**Dilution Factor**
Volatile Organics in Air - Mansfield Lab								
Vinyl chloride	ND	0.200	0.038	ND	0.511	0.097		1
cis-1,2-Dichloroethene	0.160	0.200	0.059	0.634	0.793	0.233	J	1
Trichloroethene	22.3	0.200	0.071	120	1.07	0.382		1
Tetrachloroethene	0.321	0.200	0.076	2.18	1.36	0.514		1

Internal Standard	**% Recovery**	**Qualifier**	**Acceptance Criteria**
1,4-Difluorobenzene	86		60-140
Bromochloromethane	91		60-140
chlorobenzene-d5	87		60-140

Project Name: AOC#3 ***Lab Number:*** L1316706

Project Number: 610.26 ***Report Date:*** 09/06/13

SAMPLE RESULTS

Lab ID: L1316706-06 D
Client ID: SG-6
Sample Location: AOC#3, NEIP
Matrix: Soil_Vapor
Anaytical Method: 48,TO-15
Analytical Date: 09/05/13 22:20
Analyst: RY

Date Collected: 08/26/13 16:40
Date Received: 08/27/13
Field Prep: Not Specified

Parameter	ppbV Results	ppbV RL	ppbV MDL	ug/m3 Results	ug/m3 RL	ug/m3 MDL	Qualifier	Dilution Factor
Volatile Organics in Air - Mansfield Lab								
Vinyl chloride	ND	0.400	0.076	ND	1.02	0.193		2
cis-1,2-Dichloroethene	ND	0.400	0.117	ND	1.59	0.464		2
Trichloroethene	0.310	0.400	0.142	1.67	2.15	0.763	J	2
Tetrachloroethene	0.376	0.400	0.152	2.55	2.71	1.03	J	2

Internal Standard	% Recovery	Qualifier	Acceptance Criteria
1,4-Difluorobenzene	85		60-140
Bromochloromethane	101		60-140
chlorobenzene-d5	85		60-140

Project Name: AOC#3 ***Lab Number:*** L1316706

Project Number: 610.26 ***Report Date:*** 09/06/13

SAMPLE RESULTS

Lab ID: L1316706-07 D
Client ID: DUP-1-8-26-13
Sample Location: AOC#3, NEIP
Matrix: Soil_Vapor
Anaytical Method: 48,TO-15
Analytical Date: 09/05/13 22:52
Analyst: RY

Date Collected: 08/26/13 00:00
Date Received: 08/27/13
Field Prep: Not Specified

	ppbV			ug/m3				
Parameter	**Results**	**RL**	**MDL**	**Results**	**RL**	**MDL**	**Qualifier**	**Dilution Factor**
Volatile Organics in Air - Mansfield Lab								
Vinyl chloride	ND	2.00	0.378	ND	5.11	0.966		10
cis-1,2-Dichloroethene	86.5	2.00	0.587	343	7.93	2.33		10
Trichloroethene	706	2.00	0.710	3790	10.7	3.82		10
Tetrachloroethene	7.68	2.00	0.758	52.1	13.6	5.14		10

Internal Standard	**% Recovery**	**Qualifier**	**Acceptance Criteria**
1,4-Difluorobenzene	83		60-140
Bromochloromethane	98		60-140
chlorobenzene-d5	83		60-140

Project Name: AOC#3
Project Number: 610.26

Lab Number: L1316706
Report Date: 09/06/13

Method Blank Analysis
Batch Quality Control

Analytical Method: 48,TO-15
Analytical Date: 09/05/13 12:15

Parameter	ppbV Results	ppbV RL	ppbV MDL	ug/m3 Results	ug/m3 RL	ug/m3 MDL	Qualifier	Dilution Factor
Volatile Organics in Air - Mansfield Lab for sample(s): 01-07 Batch: WG634062-4								
Vinyl chloride	ND	0.200	0.038	ND	0.511	0.097		1
cis-1,2-Dichloroethene	ND	0.200	0.059	ND	0.793	0.233		1
Trichloroethene	ND	0.200	0.071	ND	1.07	0.382		1
Tetrachloroethene	ND	0.200	0.076	ND	1.36	0.514		1

Lab Control Sample Analysis

Batch Quality Control

Project Name: AOC#3

Project Number: 610.26

Lab Number: L1316706

Report Date: 09/06/13

Parameter	LCS %Recovery	Qual	LCSD %Recovery	Qual	%Recovery Limits	RPD	Qual	RPD Limits
Volatile Organics in Air - Mansfield Lab Associated sample(s): 01-07 Batch: WG634062-3								
Vinyl chloride	110		-		70-130	-		
cis-1,2-Dichloroethene	113		-		70-130	-		
Trichloroethene	97		-		70-130	-		
Tetrachloroethene	100		-		70-130	-		

Lab Duplicate Analysis
Batch Quality Control

Project Name: AOC#3
Project Number: 610.26

Lab Number: L1316706
Report Date: 09/06/13

Parameter	Native Sample	Duplicate Sample	Units	RPD	Qual	RPD Limits
Volatile Organics in Air - Mansfield Lab Associated sample(s): 01-07 QC Batch ID: WG634062-5 QC Sample: L1316706-01 Client ID: SG-1						
Vinyl chloride	ND	ND	ppbV	NC		25
cis-1,2-Dichloroethene	ND	ND	ppbV	NC		25
Trichloroethene	8.59	9.35	ppbV	8		25
Tetrachloroethene	0.324J	0.372J	ppbV	NC		25

Project Name: AOC#3

Project Number: 610.26

Lab Number: L1316706

Report Date: 09/06/13

Canister and Flow Controller Information

Samplenum	Client ID	Media ID	Media Type	Date Prepared	Bottle Order	Cleaning Batch ID	Can Leak Check	Initial Pressure (in. Hg)	Pressure on Receipt (in. Hg)	Flow Controler Leak Chk	Flow Out mL/min	Flow In mL/min	% RPD
L1316706-01	SG-1	0093	#20 SV	08/27/13	92400		-	-	-	Pass	9.0	9.2	2
L1316706-01	SG-1	531	2.7L Can	08/27/13	92400	L1316436-01	Pass	-28.6	-1.5	-	-	-	-
L1316706-02	SG-2	0024	#16 AMB	08/22/13	92188		-	-	-	Pass	9.0	9.4	4
L1316706-02	SG-2	335	2.7L Can	08/22/13	92188	L1315587-01	Pass	-29.7	-0.5	-	-	-	-
L1316706-03	SG-3	0592	#16 SV	08/22/13	92188		-	-	-	Pass	8.6	9.0	5
L1316706-03	SG-3	104	2.7L Can	08/22/13	92188	L1313170-01	Pass	-29.5	-0.2	-	-	-	-
L1316706-04	SG-4	0116	#16 SV	08/22/13	92188		-	-	-	Pass	9.0	10.2	13
L1316706-04	SG-4	555	2.7L Can	08/22/13	92188	L1315587-01	Pass	-29.6	-0.2	-	-	-	-
L1316706-05	SG-5	0328	#16 AMB	08/22/13	92188		-	-	-	Pass	9.0	9.3	3
L1316706-05	SG-5	258	2.7L Can	08/22/13	92188	L1315587-01	Pass	-29.8	-0.7	-	-	-	-
L1316706-06	SG-6	0255	#20 SV	08/22/13	92188		-	-	-	Pass	9.0	9.6	6
L1316706-06	SG-6	1768	2.7L Can	08/22/13	92188	L1315587-01	Pass	-29.6	0.2	-	-	-	-
L1316706-07	DUP-1-8-26-13	0546	#16 AMB	08/22/13	92188		-	-	-	Pass	8.8	6.8	26
L1316706-07	DUP-1-8-26-13	204	2.7L Can	08/22/13	92188	L1314869-01	Pass	-28.6	-1.8	-	-	-	-

Project Name: BATCH CANISTER CERTIFICATION
Project Number: CANISTER QC BAT

Lab Number: L1313170
Report Date: 09/06/13

Air Canister Certification Results

Lab ID: L1313170-01
Client ID: CAN 104 SHELF 7
Sample Location:
Matrix: Air
Anaytical Method: 48,TO-15
Analytical Date: 07/17/13 18:28
Analyst: RY

Date Collected: 07/11/13 16:00
Date Received: 07/12/13
Field Prep: Not Specified

Parameter	ppbV Results	ppbV RL	ppbV MDL	ug/m3 Results	ug/m3 RL	ug/m3 MDL	Qualifier	Dilution Factor
Volatile Organics in Air - Mansfield Lab								
Chlorodifluoromethane	ND	0.200	0.063	ND	0.707	0.221		1
Propylene	ND	0.500	0.093	ND	0.861	0.160		1
Propane	ND	0.200	0.114	ND	0.361	0.206		1
Dichlorodifluoromethane	ND	0.200	0.047	ND	0.989	0.230		1
Chloromethane	ND	0.200	0.096	ND	0.413	0.198		1
Freon-114	ND	0.200	0.042	ND	1.40	0.293		1
Methanol	ND	5.00	0.736	ND	6.55	0.964		1
Vinyl chloride	ND	0.200	0.038	ND	0.511	0.097		1
1,3-Butadiene	ND	0.200	0.080	ND	0.442	0.177		1
Butane	ND	0.200	0.044	ND	0.475	0.105		1
Bromomethane	ND	0.200	0.070	ND	0.777	0.270		1
Chloroethane	ND	0.200	0.077	ND	0.528	0.202		1
Ethanol	ND	2.50	0.542	ND	4.71	1.02		1
Dichlorofluoromethane	ND	0.200	0.057	ND	0.842	0.241		1
Vinyl bromide	ND	0.200	0.070	ND	0.874	0.306		1
Acrolein	ND	0.500	0.114	ND	1.15	0.261		1
Acetone	ND	1.00	0.165	ND	2.38	0.392		1
Acetonitrile	ND	0.200	0.076	ND	0.336	0.128		1
Trichlorofluoromethane	ND	0.200	0.042	ND	1.12	0.234		1
Isopropanol	ND	0.500	0.053	ND	1.23	0.129		1
Acrylonitrile	ND	0.200	0.079	ND	0.434	0.171		1
Pentane	ND	0.200	0.048	ND	0.590	0.140		1
Ethyl ether	ND	0.200	0.059	ND	0.606	0.179		1
1,1-Dichloroethene	ND	0.200	0.057	ND	0.793	0.224		1
Tertiary butyl Alcohol	ND	0.500	0.060	ND	1.52	0.182		1

Project Name: BATCH CANISTER CERTIFICATION
Project Number: CANISTER QC BAT
Lab Number: L1313170
Report Date: 09/06/13

Air Canister Certification Results

Lab ID: L1313170-01
Client ID: CAN 104 SHELF 7
Sample Location:
Date Collected: 07/11/13 16:00
Date Received: 07/12/13
Field Prep: Not Specified

	ppbV			ug/m3				
Parameter	**Results**	**RL**	**MDL**	**Results**	**RL**	**MDL**	**Qualifier**	**Dilution Factor**
Volatile Organics in Air - Mansfield Lab								
Methylene chloride	ND	1.00	0.299	ND	3.47	1.04		1
3-Chloropropene	ND	0.200	0.081	ND	0.626	0.254		1
Carbon disulfide	ND	0.200	0.035	ND	0.623	0.107		1
Freon-113	ND	0.200	0.051	ND	1.53	0.392		1
trans-1,2-Dichloroethene	ND	0.200	0.074	ND	0.793	0.293		1
1,1-Dichloroethane	ND	0.200	0.077	ND	0.809	0.312		1
Methyl tert butyl ether	ND	0.200	0.053	ND	0.721	0.190		1
Vinyl acetate	ND	0.200	0.057	ND	0.704	0.200		1
2-Butanone	ND	0.200	0.047	ND	0.590	0.139		1
cis-1,2-Dichloroethene	ND	0.200	0.059	ND	0.793	0.233		1
Ethyl Acetate	ND	0.500	0.131	ND	1.80	0.472		1
Chloroform	ND	0.200	0.053	ND	0.977	0.259		1
Tetrahydrofuran	ND	0.200	0.061	ND	0.590	0.179		1
2,2-Dichloropropane	ND	0.200	0.058	ND	0.924	0.269		1
1,2-Dichloroethane	ND	0.200	0.055	ND	0.809	0.223		1
n-Hexane	ND	0.200	0.052	ND	0.705	0.183		1
Diisopropyl ether	ND	0.200	0.066	ND	0.836	0.274		1
tert-Butyl Ethyl Ether	ND	0.200	0.052	ND	0.836	0.215		1
1,1,1-Trichloroethane	ND	0.200	0.057	ND	1.09	0.311		1
1,1-Dichloropropene	ND	0.200	0.072	ND	0.908	0.325		1
Benzene	ND	0.200	0.054	ND	0.639	0.172		1
Carbon tetrachloride	ND	0.200	0.047	ND	1.26	0.296		1
Cyclohexane	ND	0.200	0.066	ND	0.688	0.226		1
tert-Amyl Methyl Ether	ND	0.200	0.080	ND	0.836	0.332		1
Dibromomethane	ND	0.200	0.048	ND	1.42	0.338		1
1,2-Dichloropropane	ND	0.200	0.070	ND	0.924	0.322		1
Bromodichloromethane	ND	0.200	0.066	ND	1.34	0.439		1
1,4-Dioxane	ND	0.200	0.078	ND	0.721	0.281		1

Project Name: BATCH CANISTER CERTIFICATION
Project Number: CANISTER QC BAT
Lab Number: L1313170
Report Date: 09/06/13

Air Canister Certification Results

Lab ID: L1313170-01
Client ID: CAN 104 SHELF 7
Sample Location:
Date Collected: 07/11/13 16:00
Date Received: 07/12/13
Field Prep: Not Specified

	ppbV			ug/m3				
Parameter	**Results**	**RL**	**MDL**	**Results**	**RL**	**MDL**	**Qualifier**	**Dilution Factor**
Volatile Organics in Air - Mansfield Lab								
Trichloroethene	ND	0.200	0.071	ND	1.07	0.382		1
2,2,4-Trimethylpentane	ND	0.200	0.066	ND	0.934	0.308		1
Methyl Methacrylate	ND	0.500	0.022	ND	2.05	0.091		1
Heptane	ND	0.200	0.055	ND	0.820	0.227		1
cis-1,3-Dichloropropene	ND	0.200	0.075	ND	0.908	0.338		1
4-Methyl-2-pentanone	ND	0.200	0.061	ND	0.820	0.249		1
trans-1,3-Dichloropropene	ND	0.200	0.069	ND	0.908	0.315		1
1,1,2-Trichloroethane	ND	0.200	0.067	ND	1.09	0.364		1
Toluene	ND	0.200	0.063	ND	0.754	0.237		1
1,3-Dichloropropane	ND	0.200	0.078	ND	0.924	0.359		1
2-Hexanone	ND	0.200	0.060	ND	0.820	0.248		1
Dibromochloromethane	ND	0.200	0.075	ND	1.70	0.636		1
1,2-Dibromoethane	ND	0.200	0.078	ND	1.54	0.599		1
Butyl acetate	ND	0.500	0.114	ND	2.38	0.542		1
Octane	ND	0.200	0.042	ND	0.934	0.197		1
Tetrachloroethene	ND	0.200	0.076	ND	1.36	0.514		1
1,1,1,2-Tetrachloroethane	ND	0.200	0.055	ND	1.37	0.376		1
Chlorobenzene	ND	0.200	0.079	ND	0.921	0.363		1
Ethylbenzene	ND	0.200	0.056	ND	0.869	0.241		1
p/m-Xylene	ND	0.400	0.139	ND	1.74	0.604		1
Bromoform	ND	0.200	0.052	ND	2.07	0.541		1
Styrene	ND	0.200	0.080	ND	0.852	0.340		1
1,1,2,2-Tetrachloroethane	ND	0.200	0.055	ND	1.37	0.376		1
o-Xylene	ND	0.200	0.063	ND	0.869	0.274		1
1,2,3-Trichloropropane	ND	0.200	0.077	ND	1.21	0.462		1
Nonane	ND	0.200	0.063	ND	1.05	0.328		1
Isopropylbenzene	ND	0.200	0.041	ND	0.983	0.202		1
Bromobenzene	ND	0.200	0.079	ND	0.793	0.313		1

Project Name: BATCH CANISTER CERTIFICATION
Project Number: CANISTER QC BAT

Lab Number: L1313170
Report Date: 09/06/13

Air Canister Certification Results

Lab ID: L1313170-01
Client ID: CAN 104 SHELF 7
Sample Location:

Date Collected: 07/11/13 16:00
Date Received: 07/12/13
Field Prep: Not Specified

	ppbV			ug/m3				
Parameter	**Results**	**RL**	**MDL**	**Results**	**RL**	**MDL**	**Qualifier**	**Dilution Factor**
Volatile Organics in Air - Mansfield Lab								
2-Chlorotoluene	ND	0.200	0.049	ND	1.04	0.252		1
n-Propylbenzene	ND	0.200	0.054	ND	0.983	0.265		1
4-Chlorotoluene	ND	0.200	0.076	ND	1.04	0.396		1
4-Ethyltoluene	ND	0.200	0.078	ND	0.983	0.381		1
1,3,5-Trimethylbenzene	ND	0.200	0.058	ND	0.983	0.287		1
tert-Butylbenzene	ND	0.200	0.031	ND	1.10	0.169		1
1,2,4-Trimethylbenzene	ND	0.200	0.069	ND	0.983	0.341		1
Decane	ND	0.200	0.048	ND	1.16	0.282		1
Benzyl chloride	ND	0.200	0.065	ND	1.04	0.334		1
1,3-Dichlorobenzene	ND	0.200	0.064	ND	1.20	0.383		1
1,4-Dichlorobenzene	ND	0.200	0.036	ND	1.20	0.217		1
sec-Butylbenzene	ND	0.200	0.073	ND	1.10	0.401		1
p-Isopropyltoluene	ND	0.200	0.061	ND	1.10	0.334		1
1,2-Dichlorobenzene	ND	0.200	0.061	ND	1.20	0.369		1
n-Butylbenzene	ND	0.200	0.064	ND	1.10	0.351		1
1,2-Dibromo-3-chloropropane	ND	0.200	0.074	ND	1.93	0.719		1
Undecane	ND	0.200	0.053	ND	1.28	0.338		1
Dodecane	ND	0.200	0.048	ND	1.39	0.333		1
1,2,4-Trichlorobenzene	ND	0.200	0.061	ND	1.48	0.454		1
Naphthalene	ND	0.200	0.043	ND	1.05	0.223		1
1,2,3-Trichlorobenzene	ND	0.200	0.044	ND	1.48	0.324		1
Hexachlorobutadiene	ND	0.200	0.073	ND	2.13	0.781		1

	Results	**Qualifier**	**Units**	**RDL**	**Dilution Factor**
Tentatively Identified Compounds					
No Tentatively Identified Compounds					

Project Name: BATCH CANISTER CERTIFICATION **Lab Number:** L1313170

Project Number: CANISTER QC BAT **Report Date:** 09/06/13

Air Canister Certification Results

Lab ID: L1313170-01 Date Collected: 07/11/13 16:00

Client ID: CAN 104 SHELF 7 Date Received: 07/12/13

Sample Location: Field Prep: Not Specified

	ppbV			ug/m3				
Parameter	**Results**	**RL**	**MDL**	**Results**	**RL**	**MDL**	**Qualifier**	**Dilution Factor**
Volatile Organics in Air - Mansfield Lab								

Internal Standard	% Recovery	Qualifier	Acceptance Criteria
1,4-Difluorobenzene	88		60-140
Bromochloromethane	88		60-140
chlorobenzene-d5	87		60-140

Project Name: BATCH CANISTER CERTIFICATION
Project Number: CANISTER QC BAT
Lab Number: L1313170
Report Date: 09/06/13

Air Canister Certification Results

Lab ID: L1313170-01
Client ID: CAN 104 SHELF 7
Sample Location:
Matrix: Air
Anaytical Method: 48,TO-15-SIM
Analytical Date: 07/17/13 18:28
Analyst: RY

Date Collected: 07/11/13 16:00
Date Received: 07/12/13
Field Prep: Not Specified

Parameter	ppbV Results	ppbV RL	ppbV MDL	ug/m3 Results	ug/m3 RL	ug/m3 MDL	Qualifier	Dilution Factor
Volatile Organics in Air by SIM - Mansfield Lab								
Dichlorodifluoromethane	ND	0.050	0.006	ND	0.247	0.030		1
Chloromethane	ND	0.500	0.048	ND	1.03	0.099		1
Freon-114	ND	0.050	0.005	ND	0.349	0.035		1
Vinyl chloride	ND	0.020	0.007	ND	0.051	0.018		1
1,3-Butadiene	ND	0.020	0.006	ND	0.044	0.013		1
Bromomethane	ND	0.020	0.008	ND	0.078	0.031		1
Chloroethane	ND	0.020	0.007	ND	0.053	0.019		1
Acetone	ND	2.00	0.739	ND	4.75	1.76		1
Trichlorofluoromethane	ND	0.050	0.008	ND	0.281	0.045		1
Acrylonitrile	ND	0.500	0.015	ND	1.09	0.033		1
1,1-Dichloroethene	ND	0.020	0.007	ND	0.079	0.028		1
Methylene chloride	ND	1.00	0.250	ND	3.47	0.869		1
Freon-113	ND	0.050	0.006	ND	0.383	0.046		1
Halothane	ND	0.050	0.008	ND	0.404	0.065		1
trans-1,2-Dichloroethene	ND	0.020	0.006	ND	0.079	0.024		1
1,1-Dichloroethane	ND	0.020	0.007	ND	0.081	0.028		1
Methyl tert butyl ether	ND	0.020	0.004	ND	0.072	0.014		1
2-Butanone	ND	0.500	0.025	ND	1.47	0.073		1
cis-1,2-Dichloroethene	ND	0.020	0.007	ND	0.079	0.026		1
Chloroform	ND	0.020	0.006	ND	0.098	0.029		1
1,2-Dichloroethane	ND	0.020	0.008	ND	0.081	0.032		1
1,1,1-Trichloroethane	ND	0.020	0.007	ND	0.109	0.038		1
Benzene	ND	0.100	0.021	ND	0.319	0.067		1
Carbon tetrachloride	ND	0.020	0.008	ND	0.126	0.050		1
1,2-Dichloropropane	ND	0.020	0.006	ND	0.092	0.028		1

Project Name: BATCH CANISTER CERTIFICATION
Project Number: CANISTER QC BAT
Lab Number: L1313170
Report Date: 09/06/13

Air Canister Certification Results

Lab ID: L1313170-01
Client ID: CAN 104 SHELF 7
Sample Location:
Date Collected: 07/11/13 16:00
Date Received: 07/12/13
Field Prep: Not Specified

	ppbV			ug/m3				
Parameter	**Results**	**RL**	**MDL**	**Results**	**RL**	**MDL**	**Qualifier**	**Dilution Factor**
Volatile Organics in Air by SIM - Mansfield Lab								
Bromodichloromethane	ND	0.020	0.008	ND	0.134	0.054		1
1,4-Dioxane	ND	0.100	0.050	ND	0.360	0.180		1
Trichloroethene	ND	0.020	0.007	ND	0.107	0.038		1
cis-1,3-Dichloropropene	ND	0.020	0.008	ND	0.091	0.036		1
4-Methyl-2-pentanone	ND	0.500	0.042	ND	2.05	0.172		1
trans-1,3-Dichloropropene	ND	0.020	0.008	ND	0.091	0.036		1
1,1,2-Trichloroethane	ND	0.020	0.009	ND	0.109	0.049		1
Toluene	ND	0.050	0.025	ND	0.188	0.094		1
Dibromochloromethane	ND	0.020	0.008	ND	0.170	0.068		1
1,2-Dibromoethane	ND	0.020	0.008	ND	0.154	0.062		1
Tetrachloroethene	ND	0.020	0.008	ND	0.136	0.054		1
1,1,1,2-Tetrachloroethane	ND	0.020	0.004	ND	0.137	0.028		1
Chlorobenzene	ND	0.020	0.008	ND	0.092	0.037		1
Ethylbenzene	ND	0.020	0.007	ND	0.087	0.030		1
p/m-Xylene	ND	0.040	0.009	ND	0.174	0.039		1
Bromoform	ND	0.020	0.015	ND	0.207	0.155		1
Styrene	ND	0.020	0.008	ND	0.085	0.034		1
1,1,2,2-Tetrachloroethane	ND	0.020	0.007	ND	0.137	0.048		1
o-Xylene	ND	0.020	0.008	ND	0.087	0.035		1
Isopropylbenzene	ND	0.500	0.046	ND	2.46	0.226		1
1,3,5-Trimethybenzene	ND	0.020	0.005	ND	0.098	0.025		1
1,2,4-Trimethylbenzene	ND	0.020	0.007	ND	0.098	0.034		1
1,3-Dichlorobenzene	ND	0.020	0.007	ND	0.120	0.042		1
1,4-Dichlorobenzene	ND	0.020	0.008	ND	0.120	0.048		1
sec-Butylbenzene	ND	0.500	0.047	ND	2.74	0.258		1
p-Isopropyltoluene	ND	0.500	0.048	ND	2.74	0.263		1
1,2-Dichlorobenzene	ND	0.020	0.007	ND	0.120	0.042		1
n-Butylbenzene	ND	0.500	0.045	ND	2.74	0.247		1

Project Name: BATCH CANISTER CERTIFICATION
Project Number: CANISTER QC BAT
Lab Number: L1313170
Report Date: 09/06/13

Air Canister Certification Results

Lab ID: L1313170-01
Client ID: CAN 104 SHELF 7
Sample Location:
Date Collected: 07/11/13 16:00
Date Received: 07/12/13
Field Prep: Not Specified

	ppbV			ug/m3				
Parameter	**Results**	**RL**	**MDL**	**Results**	**RL**	**MDL**	**Qualifier**	**Dilution Factor**
Volatile Organics in Air by SIM - Mansfield Lab								
1,2,4-Trichlorobenzene	ND	0.050	0.010	ND	0.371	0.074		1
Naphthalene	ND	0.050	0.012	ND	0.262	0.063		1
1,2,3-Trichlorobenzene	ND	0.050	0.019	ND	0.371	0.141		1
Hexachlorobutadiene	ND	0.050	0.011	ND	0.533	0.117		1

Internal Standard	**% Recovery**	**Qualifier**	**Acceptance Criteria**
1,4-difluorobenzene	90		60-140
bromochloromethane	91		60-140
chlorobenzene-d5	90		60-140

Project Name: BATCH CANISTER CERTIFICATION **Lab Number:** L1314869

Project Number: CANISTER QC BAT **Report Date:** 09/06/13

Air Canister Certification Results

Lab ID: L1314869-01
Client ID: CAN 407 SHELF 1
Sample Location:
Matrix: Air
Anaytical Method: 48,TO-15
Analytical Date: 08/07/13 01:52
Analyst: RY

Date Collected: 08/02/13 15:53
Date Received: 08/05/13
Field Prep: Not Specified

Parameter	ppbV Results	ppbV RL	ppbV MDL	ug/m3 Results	ug/m3 RL	ug/m3 MDL	Qualifier	Dilution Factor
Volatile Organics in Air - Mansfield Lab								
Chlorodifluoromethane	ND	0.200	0.063	ND	0.707	0.221		1
Propylene	ND	0.500	0.093	ND	0.861	0.160		1
Propane	ND	0.200	0.114	ND	0.361	0.206		1
Dichlorodifluoromethane	ND	0.200	0.047	ND	0.989	0.230		1
Chloromethane	ND	0.200	0.096	ND	0.413	0.198		1
Freon-114	ND	0.200	0.042	ND	1.40	0.293		1
Methanol	ND	5.00	0.736	ND	6.55	0.964		1
Vinyl chloride	ND	0.200	0.038	ND	0.511	0.097		1
1,3-Butadiene	ND	0.200	0.080	ND	0.442	0.177		1
Butane	ND	0.200	0.044	ND	0.475	0.105		1
Bromomethane	ND	0.200	0.070	ND	0.777	0.270		1
Chloroethane	ND	0.200	0.077	ND	0.528	0.202		1
Ethanol	ND	2.50	0.542	ND	4.71	1.02		1
Dichlorofluoromethane	ND	0.200	0.057	ND	0.842	0.241		1
Vinyl bromide	ND	0.200	0.070	ND	0.874	0.306		1
Acrolein	ND	0.500	0.114	ND	1.15	0.261		1
Acetone	ND	1.00	0.165	ND	2.38	0.392		1
Acetonitrile	ND	0.200	0.076	ND	0.336	0.128		1
Trichlorofluoromethane	ND	0.200	0.042	ND	1.12	0.234		1
Isopropanol	ND	0.500	0.053	ND	1.23	0.129		1
Acrylonitrile	ND	0.200	0.079	ND	0.434	0.171		1
Pentane	ND	0.200	0.048	ND	0.590	0.140		1
Ethyl ether	ND	0.200	0.059	ND	0.606	0.179		1
1,1-Dichloroethene	ND	0.200	0.057	ND	0.793	0.224		1
Tertiary butyl Alcohol	ND	0.500	0.060	ND	1.52	0.182		1

Project Name: BATCH CANISTER CERTIFICATION **Lab Number:** L1314869

Project Number: CANISTER QC BAT **Report Date:** 09/06/13

Air Canister Certification Results

Lab ID: L1314869-01 Date Collected: 08/02/13 15:53

Client ID: CAN 407 SHELF 1 Date Received: 08/05/13

Sample Location: Field Prep: Not Specified

	ppbV			ug/m3				
Parameter	**Results**	**RL**	**MDL**	**Results**	**RL**	**MDL**	**Qualifier**	**Dilution Factor**
Volatile Organics in Air - Mansfield Lab								
Methylene chloride	ND	1.00	0.299	ND	3.47	1.04		1
3-Chloropropene	ND	0.200	0.081	ND	0.626	0.254		1
Carbon disulfide	ND	0.200	0.035	ND	0.623	0.107		1
Freon-113	ND	0.200	0.051	ND	1.53	0.392		1
trans-1,2-Dichloroethene	ND	0.200	0.074	ND	0.793	0.293		1
1,1-Dichloroethane	ND	0.200	0.077	ND	0.809	0.312		1
Methyl tert butyl ether	ND	0.200	0.053	ND	0.721	0.190		1
Vinyl acetate	ND	0.200	0.057	ND	0.704	0.200		1
2-Butanone	ND	0.200	0.047	ND	0.590	0.139		1
cis-1,2-Dichloroethene	ND	0.200	0.059	ND	0.793	0.233		1
Ethyl Acetate	ND	0.500	0.131	ND	1.80	0.472		1
Chloroform	ND	0.200	0.053	ND	0.977	0.259		1
Tetrahydrofuran	ND	0.200	0.061	ND	0.590	0.179		1
2,2-Dichloropropane	ND	0.200	0.058	ND	0.924	0.269		1
1,2-Dichloroethane	ND	0.200	0.055	ND	0.809	0.223		1
n-Hexane	ND	0.200	0.052	ND	0.705	0.183		1
Diisopropyl ether	ND	0.200	0.066	ND	0.836	0.274		1
tert-Butyl Ethyl Ether	ND	0.200	0.052	ND	0.836	0.215		1
1,1,1-Trichloroethane	ND	0.200	0.057	ND	1.09	0.311		1
1,1-Dichloropropene	ND	0.200	0.072	ND	0.908	0.325		1
Benzene	ND	0.200	0.054	ND	0.639	0.172		1
Carbon tetrachloride	ND	0.200	0.047	ND	1.26	0.296		1
Cyclohexane	ND	0.200	0.066	ND	0.688	0.226		1
tert-Amyl Methyl Ether	ND	0.200	0.080	ND	0.836	0.332		1
Dibromomethane	ND	0.200	0.048	ND	1.42	0.338		1
1,2-Dichloropropane	ND	0.200	0.070	ND	0.924	0.322		1
Bromodichloromethane	ND	0.200	0.066	ND	1.34	0.439		1
1,4-Dioxane	ND	0.200	0.078	ND	0.721	0.281		1

Project Name: BATCH CANISTER CERTIFICATION
Project Number: CANISTER QC BAT
Lab Number: L1314869
Report Date: 09/06/13

Air Canister Certification Results

Lab ID: L1314869-01
Client ID: CAN 407 SHELF 1
Sample Location:
Date Collected: 08/02/13 15:53
Date Received: 08/05/13
Field Prep: Not Specified

Parameter	ppbV Results	ppbV RL	ppbV MDL	ug/m3 Results	ug/m3 RL	ug/m3 MDL	Qualifier	Dilution Factor
Volatile Organics in Air - Mansfield Lab								
Trichloroethene	ND	0.200	0.071	ND	1.07	0.382		1
2,2,4-Trimethylpentane	ND	0.200	0.066	ND	0.934	0.308		1
Methyl Methacrylate	ND	0.500	0.022	ND	2.05	0.091		1
Heptane	ND	0.200	0.055	ND	0.820	0.227		1
cis-1,3-Dichloropropene	ND	0.200	0.075	ND	0.908	0.338		1
4-Methyl-2-pentanone	ND	0.200	0.061	ND	0.820	0.249		1
trans-1,3-Dichloropropene	ND	0.200	0.069	ND	0.908	0.315		1
1,1,2-Trichloroethane	ND	0.200	0.067	ND	1.09	0.364		1
Toluene	ND	0.200	0.063	ND	0.754	0.237		1
1,3-Dichloropropane	ND	0.200	0.078	ND	0.924	0.359		1
2-Hexanone	ND	0.200	0.060	ND	0.820	0.248		1
Dibromochloromethane	ND	0.200	0.075	ND	1.70	0.636		1
1,2-Dibromoethane	ND	0.200	0.078	ND	1.54	0.599		1
Butyl acetate	ND	0.500	0.114	ND	2.38	0.542		1
Octane	ND	0.200	0.042	ND	0.934	0.197		1
Tetrachloroethene	ND	0.200	0.076	ND	1.36	0.514		1
1,1,1,2-Tetrachloroethane	ND	0.200	0.055	ND	1.37	0.376		1
Chlorobenzene	ND	0.200	0.079	ND	0.921	0.363		1
Ethylbenzene	ND	0.200	0.056	ND	0.869	0.241		1
p/m-Xylene	ND	0.400	0.139	ND	1.74	0.604		1
Bromoform	ND	0.200	0.052	ND	2.07	0.541		1
Styrene	ND	0.200	0.080	ND	0.852	0.340		1
1,1,2,2-Tetrachloroethane	ND	0.200	0.055	ND	1.37	0.376		1
o-Xylene	ND	0.200	0.063	ND	0.869	0.274		1
1,2,3-Trichloropropane	ND	0.200	0.077	ND	1.21	0.462		1
Nonane	ND	0.200	0.063	ND	1.05	0.328		1
Isopropylbenzene	ND	0.200	0.041	ND	0.983	0.202		1
Bromobenzene	ND	0.200	0.079	ND	0.793	0.313		1

Project Name: BATCH CANISTER CERTIFICATION **Lab Number:** L1314869

Project Number: CANISTER QC BAT **Report Date:** 09/06/13

Air Canister Certification Results

Lab ID: L1314869-01 Date Collected: 08/02/13 15:53

Client ID: CAN 407 SHELF 1 Date Received: 08/05/13

Sample Location: Field Prep: Not Specified

	ppbV			ug/m3				
Parameter	**Results**	**RL**	**MDL**	**Results**	**RL**	**MDL**	**Qualifier**	**Dilution Factor**
Volatile Organics in Air - Mansfield Lab								
2-Chlorotoluene	ND	0.200	0.049	ND	1.04	0.252		1
n-Propylbenzene	ND	0.200	0.054	ND	0.983	0.265		1
4-Chlorotoluene	ND	0.200	0.076	ND	1.04	0.396		1
4-Ethyltoluene	ND	0.200	0.078	ND	0.983	0.381		1
1,3,5-Trimethylbenzene	ND	0.200	0.058	ND	0.983	0.287		1
tert-Butylbenzene	ND	0.200	0.031	ND	1.10	0.169		1
1,2,4-Trimethylbenzene	ND	0.200	0.069	ND	0.983	0.341		1
Decane	ND	0.200	0.048	ND	1.16	0.282		1
Benzyl chloride	ND	0.200	0.065	ND	1.04	0.334		1
1,3-Dichlorobenzene	ND	0.200	0.064	ND	1.20	0.383		1
1,4-Dichlorobenzene	ND	0.200	0.036	ND	1.20	0.217		1
sec-Butylbenzene	ND	0.200	0.073	ND	1.10	0.401		1
p-Isopropyltoluene	ND	0.200	0.061	ND	1.10	0.334		1
1,2-Dichlorobenzene	ND	0.200	0.061	ND	1.20	0.369		1
n-Butylbenzene	ND	0.200	0.064	ND	1.10	0.351		1
1,2-Dibromo-3-chloropropane	ND	0.200	0.074	ND	1.93	0.719		1
Undecane	ND	0.200	0.053	ND	1.28	0.338		1
Dodecane	ND	0.200	0.048	ND	1.39	0.333		1
1,2,4-Trichlorobenzene	ND	0.200	0.061	ND	1.48	0.454		1
Naphthalene	ND	0.200	0.043	ND	1.05	0.223		1
1,2,3-Trichlorobenzene	ND	0.200	0.044	ND	1.48	0.324		1
Hexachlorobutadiene	ND	0.200	0.073	ND	2.13	0.781		1

	Results	**Qualifier**	**Units**	**RDL**	**Dilution Factor**
Tentatively Identified Compounds					
No Tentatively Identified Compounds					

Project Name: BATCH CANISTER CERTIFICATION
Project Number: CANISTER QC BAT
Lab Number: L1314869
Report Date: 09/06/13

Air Canister Certification Results

Lab ID: L1314869-01
Client ID: CAN 407 SHELF 1
Sample Location:
Date Collected: 08/02/13 15:53
Date Received: 08/05/13
Field Prep: Not Specified

Parameter	ppbV Results	ppbV RL	ppbV MDL	ug/m3 Results	ug/m3 RL	ug/m3 MDL	Qualifier	Dilution Factor
Volatile Organics in Air - Mansfield Lab								

Internal Standard	% Recovery	Qualifier	Acceptance Criteria
1,4-Difluorobenzene	99		60-140
Bromochloromethane	95		60-140
chlorobenzene-d5	95		60-140

Project Name: BATCH CANISTER CERTIFICATION
Project Number: CANISTER QC BAT
Lab Number: L1314869
Report Date: 09/06/13

Air Canister Certification Results

Lab ID: L1314869-01
Client ID: CAN 407 SHELF 1
Sample Location:
Matrix: Air
Anaytical Method: 48,TO-15-SIM
Analytical Date: 08/07/13 01:52
Analyst: RY

Date Collected: 08/02/13 15:53
Date Received: 08/05/13
Field Prep: Not Specified

Parameter	ppbV Results	ppbV RL	ppbV MDL	ug/m3 Results	ug/m3 RL	ug/m3 MDL	Qualifier	Dilution Factor
Volatile Organics in Air by SIM - Mansfield Lab								
Dichlorodifluoromethane	ND	0.050	0.006	ND	0.247	0.030		1
Chloromethane	ND	0.500	0.048	ND	1.03	0.099		1
Freon-114	ND	0.050	0.005	ND	0.349	0.035		1
Vinyl chloride	ND	0.020	0.007	ND	0.051	0.018		1
1,3-Butadiene	ND	0.020	0.006	ND	0.044	0.013		1
Bromomethane	ND	0.020	0.008	ND	0.078	0.031		1
Chloroethane	ND	0.020	0.007	ND	0.053	0.019		1
Acetone	ND	2.00	0.739	ND	4.75	1.76		1
Trichlorofluoromethane	ND	0.050	0.008	ND	0.281	0.045		1
Acrylonitrile	ND	0.500	0.015	ND	1.09	0.033		1
1,1-Dichloroethene	ND	0.020	0.007	ND	0.079	0.028		1
Methylene chloride	ND	1.00	0.250	ND	3.47	0.869		1
Freon-113	ND	0.050	0.006	ND	0.383	0.046		1
Halothane	ND	0.050	0.008	ND	0.404	0.065		1
trans-1,2-Dichloroethene	ND	0.020	0.006	ND	0.079	0.024		1
1,1-Dichloroethane	ND	0.020	0.007	ND	0.081	0.028		1
Methyl tert butyl ether	ND	0.020	0.004	ND	0.072	0.014		1
2-Butanone	ND	0.500	0.025	ND	1.47	0.073		1
cis-1,2-Dichloroethene	ND	0.020	0.007	ND	0.079	0.026		1
Chloroform	ND	0.020	0.006	ND	0.098	0.029		1
1,2-Dichloroethane	ND	0.020	0.008	ND	0.081	0.032		1
1,1,1-Trichloroethane	ND	0.020	0.007	ND	0.109	0.038		1
Benzene	ND	0.100	0.021	ND	0.319	0.067		1
Carbon tetrachloride	ND	0.020	0.008	ND	0.126	0.050		1
1,2-Dichloropropane	ND	0.020	0.006	ND	0.092	0.028		1

Project Name: BATCH CANISTER CERTIFICATION
Project Number: CANISTER QC BAT
Lab Number: L1314869
Report Date: 09/06/13

Air Canister Certification Results

Lab ID: L1314869-01
Client ID: CAN 407 SHELF 1
Sample Location:
Date Collected: 08/02/13 15:53
Date Received: 08/05/13
Field Prep: Not Specified

	ppbV			ug/m3				
Parameter	**Results**	**RL**	**MDL**	**Results**	**RL**	**MDL**	**Qualifier**	**Dilution Factor**
Volatile Organics in Air by SIM - Mansfield Lab								
Bromodichloromethane	ND	0.020	0.008	ND	0.134	0.054		1
1,4-Dioxane	ND	0.100	0.050	ND	0.360	0.180		1
Trichloroethene	ND	0.020	0.007	ND	0.107	0.038		1
cis-1,3-Dichloropropene	ND	0.020	0.008	ND	0.091	0.036		1
4-Methyl-2-pentanone	ND	0.500	0.042	ND	2.05	0.172		1
trans-1,3-Dichloropropene	ND	0.020	0.008	ND	0.091	0.036		1
1,1,2-Trichloroethane	ND	0.020	0.009	ND	0.109	0.049		1
Toluene	ND	0.050	0.025	ND	0.188	0.094		1
Dibromochloromethane	ND	0.020	0.008	ND	0.170	0.068		1
1,2-Dibromoethane	ND	0.020	0.008	ND	0.154	0.062		1
Tetrachloroethene	ND	0.020	0.008	ND	0.136	0.054		1
1,1,1,2-Tetrachloroethane	ND	0.020	0.004	ND	0.137	0.028		1
Chlorobenzene	ND	0.020	0.008	ND	0.092	0.037		1
Ethylbenzene	ND	0.020	0.007	ND	0.087	0.030		1
p/m-Xylene	ND	0.040	0.009	ND	0.174	0.039		1
Bromoform	ND	0.020	0.015	ND	0.207	0.155		1
Styrene	ND	0.020	0.008	ND	0.085	0.034		1
1,1,2,2-Tetrachloroethane	ND	0.020	0.007	ND	0.137	0.048		1
o-Xylene	ND	0.020	0.008	ND	0.087	0.035		1
Isopropylbenzene	ND	0.500	0.046	ND	2.46	0.226		1
1,3,5-Trimethybenzene	ND	0.020	0.005	ND	0.098	0.025		1
1,2,4-Trimethylbenzene	ND	0.020	0.007	ND	0.098	0.034		1
1,3-Dichlorobenzene	ND	0.020	0.007	ND	0.120	0.042		1
1,4-Dichlorobenzene	ND	0.020	0.008	ND	0.120	0.048		1
sec-Butylbenzene	ND	0.500	0.047	ND	2.74	0.258		1
p-Isopropyltoluene	ND	0.500	0.048	ND	2.74	0.263		1
1,2-Dichlorobenzene	ND	0.020	0.007	ND	0.120	0.042		1
n-Butylbenzene	ND	0.500	0.045	ND	2.74	0.247		1

Project Name: BATCH CANISTER CERTIFICATION
Project Number: CANISTER QC BAT
Lab Number: L1314869
Report Date: 09/06/13

Air Canister Certification Results

Lab ID: L1314869-01
Client ID: CAN 407 SHELF 1
Sample Location:
Date Collected: 08/02/13 15:53
Date Received: 08/05/13
Field Prep: Not Specified

Parameter	ppbV Results	ppbV RL	ppbV MDL	ug/m3 Results	ug/m3 RL	ug/m3 MDL	Qualifier	Dilution Factor
Volatile Organics in Air by SIM - Mansfield Lab								
1,2,4-Trichlorobenzene	ND	0.050	0.010	ND	0.371	0.074		1
Naphthalene	ND	0.050	0.012	ND	0.262	0.063		1
1,2,3-Trichlorobenzene	ND	0.050	0.019	ND	0.371	0.141		1
Hexachlorobutadiene	ND	0.050	0.011	ND	0.533	0.117		1

Internal Standard	% Recovery	Qualifier	Acceptance Criteria
1,4-difluorobenzene	98		60-140
bromochloromethane	96		60-140
chlorobenzene-d5	98		60-140

Project Name: BATCH CANISTER CERTIFICATION
Project Number: CANISTER QC BAT
Lab Number: L1315587
Report Date: 09/06/13

Air Canister Certification Results

Lab ID: L1315587-01
Client ID: CAN 207 SHELF 4
Sample Location:
Matrix: Air
Anaytical Method: 48,TO-15
Analytical Date: 08/14/13 15:06
Analyst: MB

Date Collected: 08/12/13 16:43
Date Received: 08/13/13
Field Prep: Not Specified

	ppbV			ug/m3				
Parameter	**Results**	**RL**	**MDL**	**Results**	**RL**	**MDL**	**Qualifier**	**Dilution Factor**
Volatile Organics in Air - Mansfield Lab								
Dichlorodifluoromethane	ND	0.200	0.047	ND	0.989	0.230		1
Chloromethane	ND	0.200	0.096	ND	0.413	0.198		1
Freon-114	ND	0.200	0.042	ND	1.40	0.293		1
Vinyl chloride	ND	0.200	0.038	ND	0.511	0.097		1
1,3-Butadiene	ND	0.200	0.080	ND	0.442	0.177		1
Butane	ND	0.200	0.044	ND	0.475	0.105		1
Acetaldehyde	ND	2.50	0.547	ND	4.50	0.985		1
Bromomethane	ND	0.200	0.070	ND	0.777	0.270		1
Chloroethane	ND	0.200	0.077	ND	0.528	0.202		1
Ethanol	ND	1.00	0.542	ND	1.88	1.02		1
Vinyl bromide	ND	0.200	0.070	ND	0.874	0.306		1
Acrolein	ND	0.500	0.114	ND	1.15	0.261		1
Acetone	ND	1.00	0.165	ND	2.38	0.392		1
Trichlorofluoromethane	ND	0.200	0.042	ND	1.12	0.234		1
Isopropanol	ND	0.500	0.053	ND	1.23	0.129		1
Pentane	ND	0.200	0.048	ND	0.590	0.140		1
1,1-Dichloroethene	ND	0.200	0.057	ND	0.793	0.224		1
tert-Butyl Alcohol	ND	0.200	0.060	ND	0.606	0.182		1
Methylene chloride	ND	1.00	0.299	ND	3.47	1.04		1
3-Chloropropene	ND	0.200	0.081	ND	0.626	0.254		1
Carbon disulfide	ND	0.200	0.035	ND	0.623	0.107		1
Freon-113	ND	0.200	0.051	ND	1.53	0.392		1
trans-1,2-Dichloroethene	ND	0.200	0.074	ND	0.793	0.293		1
1,1-Dichloroethane	ND	0.200	0.077	ND	0.809	0.312		1
Methyl tert butyl ether	ND	0.200	0.053	ND	0.721	0.190		1

Project Name: BATCH CANISTER CERTIFICATION **Lab Number:** L1315587

Project Number: CANISTER QC BAT **Report Date:** 09/06/13

Air Canister Certification Results

Lab ID: L1315587-01 Date Collected: 08/12/13 16:43

Client ID: CAN 207 SHELF 4 Date Received: 08/13/13

Sample Location: Field Prep: Not Specified

	ppbV			ug/m3				
Parameter	**Results**	**RL**	**MDL**	**Results**	**RL**	**MDL**	**Qualifier**	**Dilution Factor**
Volatile Organics in Air - Mansfield Lab								
2-Butanone	ND	0.200	0.047	ND	0.590	0.139		1
cis-1,2-Dichloroethene	ND	0.200	0.059	ND	0.793	0.233		1
Chloroform	ND	0.200	0.053	ND	0.977	0.259		1
1,2-Dichloroethane	ND	0.200	0.055	ND	0.809	0.223		1
n-Hexane	ND	0.200	0.052	ND	0.705	0.183		1
1,1,1-Trichloroethane	ND	0.200	0.057	ND	1.09	0.311		1
Benzene	ND	0.200	0.054	ND	0.639	0.172		1
Thiophene	ND	0.200	0.053	ND	0.688	0.182		1
Carbon tetrachloride	ND	0.200	0.047	ND	1.26	0.296		1
Cyclohexane	ND	0.200	0.066	ND	0.688	0.226		1
1,2-Dichloropropane	ND	0.200	0.070	ND	0.924	0.322		1
Bromodichloromethane	ND	0.200	0.066	ND	1.34	0.439		1
1,4-Dioxane	ND	0.200	0.078	ND	0.721	0.281		1
Trichloroethene	ND	0.200	0.071	ND	1.07	0.382		1
2,2,4-Trimethylpentane	ND	0.200	0.066	ND	0.934	0.308		1
Heptane	ND	0.200	0.055	ND	0.820	0.227		1
cis-1,3-Dichloropropene	ND	0.200	0.075	ND	0.908	0.338		1
4-Methyl-2-pentanone	ND	0.200	0.061	ND	0.820	0.249		1
trans-1,3-Dichloropropene	ND	0.200	0.069	ND	0.908	0.315		1
1,1,2-Trichloroethane	ND	0.200	0.067	ND	1.09	0.364		1
Toluene	ND	0.200	0.063	ND	0.754	0.237		1
2-Methylthiophene	ND	0.200	0.079	ND	0.803	0.317		1
2-Hexanone	ND	0.200	0.060	ND	0.820	0.248		1
3-Methylthiophene	ND	0.200	0.067	ND	0.803	0.269		1
Dibromochloromethane	ND	0.200	0.075	ND	1.70	0.636		1
1,2-Dibromoethane	ND	0.200	0.078	ND	1.54	0.599		1
Octane	ND	0.200	0.042	ND	0.934	0.197		1
Tetrachloroethene	ND	0.200	0.076	ND	1.36	0.514		1

Project Name: BATCH CANISTER CERTIFICATION **Lab Number:** L1315587

Project Number: CANISTER QC BAT **Report Date:** 09/06/13

Air Canister Certification Results

Lab ID: L1315587-01 Date Collected: 08/12/13 16:43

Client ID: CAN 207 SHELF 4 Date Received: 08/13/13

Sample Location: Field Prep: Not Specified

	ppbV			ug/m3				
Parameter	**Results**	**RL**	**MDL**	**Results**	**RL**	**MDL**	**Qualifier**	**Dilution Factor**
Volatile Organics in Air - Mansfield Lab								
Chlorobenzene	ND	0.200	0.079	ND	0.921	0.363		1
Ethylbenzene	ND	0.200	0.056	ND	0.869	0.241		1
2-Ethylthiophene	ND	0.200	0.057	ND	0.918	0.262		1
p/m-Xylene	ND	0.400	0.139	ND	1.74	0.604		1
Bromoform	ND	0.200	0.052	ND	2.07	0.541		1
Styrene	ND	0.200	0.080	ND	0.852	0.340		1
1,1,2,2-Tetrachloroethane	ND	0.200	0.055	ND	1.37	0.376		1
o-Xylene	ND	0.200	0.063	ND	0.869	0.274		1
Nonane	ND	0.200	0.063	ND	1.05	0.328		1
2-Chlorotoluene	ND	0.200	0.049	ND	1.04	0.252		1
4-Ethyltoluene	ND	0.200	0.078	ND	0.983	0.381		1
1,3,5-Trimethybenzene	ND	0.200	0.058	ND	0.983	0.287		1
1,2,4-Trimethylbenzene	ND	0.200	0.069	ND	0.983	0.341		1
Decane	ND	0.200	0.048	ND	1.16	0.282		1
1,3-Dichlorobenzene	ND	0.200	0.064	ND	1.20	0.383		1
1,4-Dichlorobenzene	ND	0.200	0.036	ND	1.20	0.217		1
1,2,3-Trimethylbenzene	ND	0.200	0.075	ND	0.983	0.369		1
1,2-Dichlorobenzene	ND	0.200	0.061	ND	1.20	0.369		1
Indane	ND	0.200	0.080	ND	0.967	0.384		1
Indene	ND	0.200	0.061	ND	0.951	0.289		1
Undecane	ND	0.200	0.053	ND	1.28	0.338		1
1,2,4,5-Tetramethylbenzene	ND	0.500	0.080	ND	2.74	0.436		1
Dodecane	ND	0.500	0.048	ND	3.48	0.333		1
1,2,4-Trichlorobenzene	ND	0.200	0.061	ND	1.48	0.454		1
Naphthalene	ND	0.200	0.043	ND	1.05	0.223		1
Benzothiophene	ND	0.500	0.047	ND	2.74	0.257		1
Hexachlorobutadiene	ND	0.200	0.073	ND	2.13	0.781		1
2-Methylnaphthalene	ND	1.00	0.272	ND	5.82	1.58		1

Project Name: BATCH CANISTER CERTIFICATION
Project Number: CANISTER QC BAT

Lab Number: L1315587
Report Date: 09/06/13

Air Canister Certification Results

Lab ID: L1315587-01
Client ID: CAN 207 SHELF 4
Sample Location:

Date Collected: 08/12/13 16:43
Date Received: 08/13/13
Field Prep: Not Specified

	ppbV			ug/m3				
Parameter	**Results**	**RL**	**MDL**	**Results**	**RL**	**MDL**	**Qualifier**	**Dilution Factor**
Volatile Organics in Air - Mansfield Lab								
1-Methylnaphthalene	ND	1.00	0.250	ND	5.82	1.45		1

Internal Standard	**% Recovery**	**Qualifier**	**Acceptance Criteria**
1,4-Difluorobenzene	98		60-140
Bromochloromethane	94		60-140
chlorobenzene-d5	95		60-140

Project Name: BATCH CANISTER CERTIFICATION
Project Number: CANISTER QC BAT
Lab Number: L1315587
Report Date: 09/06/13

Air Canister Certification Results

Lab ID: L1315587-01
Client ID: CAN 207 SHELF 4
Sample Location:
Matrix: Air
Anaytical Method: 48,TO-15
Analytical Date: 08/14/13 17:12
Analyst: MB

Date Collected: 08/12/13 16:43
Date Received: 08/13/13
Field Prep: Not Specified

	ppbV			ug/m3				
Parameter	**Results**	**RL**	**MDL**	**Results**	**RL**	**MDL**	**Qualifier**	**Dilution Factor**
Volatile Organics in Air - Mansfield Lab								
Chlorodifluoromethane	ND	0.200	0.063	ND	0.707	0.221		1
Propylene	ND	0.500	0.093	ND	0.861	0.160		1
Propane	ND	0.200	0.114	ND	0.361	0.206		1
Dichlorodifluoromethane	ND	0.200	0.047	ND	0.989	0.230		1
Chloromethane	ND	0.200	0.096	ND	0.413	0.198		1
Freon-114	ND	0.200	0.042	ND	1.40	0.293		1
Methanol	ND	5.00	0.736	ND	6.55	0.964		1
Vinyl chloride	ND	0.200	0.038	ND	0.511	0.097		1
1,3-Butadiene	ND	0.200	0.080	ND	0.442	0.177		1
Butane	ND	0.200	0.044	ND	0.475	0.105		1
Bromomethane	ND	0.200	0.070	ND	0.777	0.270		1
Chloroethane	ND	0.200	0.077	ND	0.528	0.202		1
Ethanol	ND	2.50	0.542	ND	4.71	1.02		1
Dichlorofluoromethane	ND	0.200	0.057	ND	0.842	0.241		1
Vinyl bromide	ND	0.200	0.070	ND	0.874	0.306		1
Acrolein	ND	0.500	0.114	ND	1.15	0.261		1
Acetone	ND	1.00	0.165	ND	2.38	0.392		1
Acetonitrile	ND	0.200	0.076	ND	0.336	0.128		1
Trichlorofluoromethane	ND	0.200	0.042	ND	1.12	0.234		1
Isopropanol	ND	0.500	0.053	ND	1.23	0.129		1
Acrylonitrile	ND	0.200	0.079	ND	0.434	0.171		1
Pentane	ND	0.200	0.048	ND	0.590	0.140		1
Ethyl ether	ND	0.200	0.059	ND	0.606	0.179		1
1,1-Dichloroethene	ND	0.200	0.057	ND	0.793	0.224		1
Tertiary butyl Alcohol	ND	0.500	0.060	ND	1.52	0.182		1

Project Name: BATCH CANISTER CERTIFICATION **Lab Number:** L1315587

Project Number: CANISTER QC BAT **Report Date:** 09/06/13

Air Canister Certification Results

Lab ID: L1315587-01 Date Collected: 08/12/13 16:43

Client ID: CAN 207 SHELF 4 Date Received: 08/13/13

Sample Location: Field Prep: Not Specified

	ppbV			ug/m3				
Parameter	**Results**	**RL**	**MDL**	**Results**	**RL**	**MDL**	**Qualifier**	**Dilution Factor**
Volatile Organics in Air - Mansfield Lab								
Methylene chloride	ND	1.00	0.299	ND	3.47	1.04		1
3-Chloropropene	ND	0.200	0.081	ND	0.626	0.254		1
Carbon disulfide	ND	0.200	0.035	ND	0.623	0.107		1
Freon-113	ND	0.200	0.051	ND	1.53	0.392		1
trans-1,2-Dichloroethene	ND	0.200	0.074	ND	0.793	0.293		1
1,1-Dichloroethane	ND	0.200	0.077	ND	0.809	0.312		1
Methyl tert butyl ether	ND	0.200	0.053	ND	0.721	0.190		1
Vinyl acetate	ND	0.200	0.057	ND	0.704	0.200		1
2-Butanone	ND	0.200	0.047	ND	0.590	0.139		1
cis-1,2-Dichloroethene	ND	0.200	0.059	ND	0.793	0.233		1
Ethyl Acetate	ND	0.500	0.131	ND	1.80	0.472		1
Chloroform	ND	0.200	0.053	ND	0.977	0.259		1
Tetrahydrofuran	ND	0.200	0.061	ND	0.590	0.179		1
2,2-Dichloropropane	ND	0.200	0.058	ND	0.924	0.269		1
1,2-Dichloroethane	ND	0.200	0.055	ND	0.809	0.223		1
n-Hexane	ND	0.200	0.052	ND	0.705	0.183		1
Diisopropyl ether	ND	0.200	0.066	ND	0.836	0.274		1
tert-Butyl Ethyl Ether	ND	0.200	0.052	ND	0.836	0.215		1
1,1,1-Trichloroethane	ND	0.200	0.057	ND	1.09	0.311		1
1,1-Dichloropropene	ND	0.200	0.072	ND	0.908	0.325		1
Benzene	ND	0.200	0.054	ND	0.639	0.172		1
Carbon tetrachloride	ND	0.200	0.047	ND	1.26	0.296		1
Cyclohexane	ND	0.200	0.066	ND	0.688	0.226		1
tert-Amyl Methyl Ether	ND	0.200	0.080	ND	0.836	0.332		1
Dibromomethane	ND	0.200	0.048	ND	1.42	0.338		1
1,2-Dichloropropane	ND	0.200	0.070	ND	0.924	0.322		1
Bromodichloromethane	ND	0.200	0.066	ND	1.34	0.439		1
1,4-Dioxane	ND	0.200	0.078	ND	0.721	0.281		1

Project Name: BATCH CANISTER CERTIFICATION **Lab Number:** L1315587

Project Number: CANISTER QC BAT **Report Date:** 09/06/13

Air Canister Certification Results

Lab ID: L1315587-01 Date Collected: 08/12/13 16:43

Client ID: CAN 207 SHELF 4 Date Received: 08/13/13

Sample Location: Field Prep: Not Specified

	ppbV			ug/m3				
Parameter	**Results**	**RL**	**MDL**	**Results**	**RL**	**MDL**	**Qualifier**	**Dilution Factor**
Volatile Organics in Air - Mansfield Lab								
Trichloroethene	ND	0.200	0.071	ND	1.07	0.382		1
2,2,4-Trimethylpentane	ND	0.200	0.066	ND	0.934	0.308		1
Methyl Methacrylate	ND	0.500	0.022	ND	2.05	0.091		1
Heptane	ND	0.200	0.055	ND	0.820	0.227		1
cis-1,3-Dichloropropene	ND	0.200	0.075	ND	0.908	0.338		1
4-Methyl-2-pentanone	ND	0.200	0.061	ND	0.820	0.249		1
trans-1,3-Dichloropropene	ND	0.200	0.069	ND	0.908	0.315		1
1,1,2-Trichloroethane	ND	0.200	0.067	ND	1.09	0.364		1
Toluene	ND	0.200	0.063	ND	0.754	0.237		1
1,3-Dichloropropane	ND	0.200	0.078	ND	0.924	0.359		1
2-Hexanone	ND	0.200	0.060	ND	0.820	0.248		1
Dibromochloromethane	ND	0.200	0.075	ND	1.70	0.636		1
1,2-Dibromoethane	ND	0.200	0.078	ND	1.54	0.599		1
Butyl acetate	ND	0.500	0.114	ND	2.38	0.542		1
Octane	ND	0.200	0.042	ND	0.934	0.197		1
Tetrachloroethene	ND	0.200	0.076	ND	1.36	0.514		1
1,1,1,2-Tetrachloroethane	ND	0.200	0.055	ND	1.37	0.376		1
Chlorobenzene	ND	0.200	0.079	ND	0.921	0.363		1
Ethylbenzene	ND	0.200	0.056	ND	0.869	0.241		1
p/m-Xylene	ND	0.400	0.139	ND	1.74	0.604		1
Bromoform	ND	0.200	0.052	ND	2.07	0.541		1
Styrene	ND	0.200	0.080	ND	0.852	0.340		1
1,1,2,2-Tetrachloroethane	ND	0.200	0.055	ND	1.37	0.376		1
o-Xylene	ND	0.200	0.063	ND	0.869	0.274		1
1,2,3-Trichloropropane	ND	0.200	0.077	ND	1.21	0.462		1
Nonane	ND	0.200	0.063	ND	1.05	0.328		1
Isopropylbenzene	ND	0.200	0.041	ND	0.983	0.202		1
Bromobenzene	ND	0.200	0.079	ND	0.793	0.313		1

Project Name: BATCH CANISTER CERTIFICATION **Lab Number:** L1315587

Project Number: CANISTER QC BAT **Report Date:** 09/06/13

Air Canister Certification Results

Lab ID: L1315587-01 Date Collected: 08/12/13 16:43

Client ID: CAN 207 SHELF 4 Date Received: 08/13/13

Sample Location: Field Prep: Not Specified

	ppbV			ug/m3				
Parameter	**Results**	**RL**	**MDL**	**Results**	**RL**	**MDL**	**Qualifier**	**Dilution Factor**
Volatile Organics in Air - Mansfield Lab								
2-Chlorotoluene	ND	0.200	0.049	ND	1.04	0.252		1
n-Propylbenzene	ND	0.200	0.054	ND	0.983	0.265		1
4-Chlorotoluene	ND	0.200	0.076	ND	1.04	0.396		1
4-Ethyltoluene	ND	0.200	0.078	ND	0.983	0.381		1
1,3,5-Trimethylbenzene	ND	0.200	0.058	ND	0.983	0.287		1
tert-Butylbenzene	ND	0.200	0.031	ND	1.10	0.169		1
1,2,4-Trimethylbenzene	ND	0.200	0.069	ND	0.983	0.341		1
Decane	ND	0.200	0.048	ND	1.16	0.282		1
Benzyl chloride	ND	0.200	0.065	ND	1.04	0.334		1
1,3-Dichlorobenzene	ND	0.200	0.064	ND	1.20	0.383		1
1,4-Dichlorobenzene	ND	0.200	0.036	ND	1.20	0.217		1
sec-Butylbenzene	ND	0.200	0.073	ND	1.10	0.401		1
p-Isopropyltoluene	ND	0.200	0.061	ND	1.10	0.334		1
1,2-Dichlorobenzene	ND	0.200	0.061	ND	1.20	0.369		1
n-Butylbenzene	ND	0.200	0.064	ND	1.10	0.351		1
1,2-Dibromo-3-chloropropane	ND	0.200	0.074	ND	1.93	0.719		1
Undecane	ND	0.200	0.053	ND	1.28	0.338		1
Dodecane	ND	0.200	0.048	ND	1.39	0.333		1
1,2,4-Trichlorobenzene	ND	0.200	0.061	ND	1.48	0.454		1
Naphthalene	ND	0.200	0.043	ND	1.05	0.223		1
1,2,3-Trichlorobenzene	ND	0.200	0.044	ND	1.48	0.324		1
Hexachlorobutadiene	ND	0.200	0.073	ND	2.13	0.781		1

	Results	**Qualifier**	**Units**	**RDL**	**Dilution Factor**
Tentatively Identified Compounds					

No Tentatively Identified Compounds

Project Name: BATCH CANISTER CERTIFICATION **Lab Number:** L1315587

Project Number: CANISTER QC BAT **Report Date:** 09/06/13

Air Canister Certification Results

Lab ID: L1315587-01 Date Collected: 08/12/13 16:43

Client ID: CAN 207 SHELF 4 Date Received: 08/13/13

Sample Location: Field Prep: Not Specified

	ppbV			ug/m3				
Parameter	**Results**	**RL**	**MDL**	**Results**	**RL**	**MDL**	**Qualifier**	**Dilution Factor**
Volatile Organics in Air - Mansfield Lab								

Internal Standard	% Recovery	Qualifier	Acceptance Criteria
1,4-Difluorobenzene	97		60-140
Bromochloromethane	101		60-140
chlorobenzene-d5	94		60-140

Project Name: BATCH CANISTER CERTIFICATION **Lab Number:** L1315587

Project Number: CANISTER QC BAT **Report Date:** 09/06/13

Air Canister Certification Results

Lab ID: L1315587-01
Client ID: CAN 207 SHELF 4
Sample Location:
Matrix: Air
Anaytical Method: 48,TO-15-SIM
Analytical Date: 08/14/13 17:12
Analyst: RY

Date Collected: 08/12/13 16:43
Date Received: 08/13/13
Field Prep: Not Specified

Parameter	ppbV Results	ppbV RL	ppbV MDL	ug/m3 Results	ug/m3 RL	ug/m3 MDL	Qualifier	Dilution Factor
Volatile Organics in Air by SIM - Mansfield Lab								
Dichlorodifluoromethane	ND	0.050	0.006	ND	0.247	0.030		1
Chloromethane	ND	0.500	0.048	ND	1.03	0.099		1
Freon-114	ND	0.050	0.005	ND	0.349	0.035		1
Vinyl chloride	ND	0.020	0.007	ND	0.051	0.018		1
1,3-Butadiene	ND	0.020	0.006	ND	0.044	0.013		1
Bromomethane	ND	0.020	0.008	ND	0.078	0.031		1
Chloroethane	ND	0.020	0.007	ND	0.053	0.019		1
Acetone	ND	2.00	0.739	ND	4.75	1.76		1
Trichlorofluoromethane	ND	0.050	0.008	ND	0.281	0.045		1
Acrylonitrile	ND	0.500	0.015	ND	1.09	0.033		1
1,1-Dichloroethene	ND	0.020	0.007	ND	0.079	0.028		1
Methylene chloride	ND	1.00	0.250	ND	3.47	0.869		1
Freon-113	ND	0.050	0.006	ND	0.383	0.046		1
Halothane	ND	0.050	0.008	ND	0.404	0.065		1
trans-1,2-Dichloroethene	ND	0.020	0.006	ND	0.079	0.024		1
1,1-Dichloroethane	ND	0.020	0.007	ND	0.081	0.028		1
Methyl tert butyl ether	ND	0.020	0.004	ND	0.072	0.014		1
2-Butanone	ND	0.500	0.025	ND	1.47	0.073		1
cis-1,2-Dichloroethene	ND	0.020	0.007	ND	0.079	0.026		1
Chloroform	ND	0.020	0.006	ND	0.098	0.029		1
1,2-Dichloroethane	ND	0.020	0.008	ND	0.081	0.032		1
1,1,1-Trichloroethane	ND	0.020	0.007	ND	0.109	0.038		1
Benzene	ND	0.100	0.021	ND	0.319	0.067		1
Carbon tetrachloride	ND	0.020	0.008	ND	0.126	0.050		1
1,2-Dichloropropane	ND	0.020	0.006	ND	0.092	0.028		1

Project Name: BATCH CANISTER CERTIFICATION **Lab Number:** L1315587

Project Number: CANISTER QC BAT **Report Date:** 09/06/13

Air Canister Certification Results

Lab ID: L1315587-01 Date Collected: 08/12/13 16:43

Client ID: CAN 207 SHELF 4 Date Received: 08/13/13

Sample Location: Field Prep: Not Specified

	ppbV			ug/m3				
Parameter	**Results**	**RL**	**MDL**	**Results**	**RL**	**MDL**	**Qualifier**	**Dilution Factor**
Volatile Organics in Air by SIM - Mansfield Lab								
Bromodichloromethane	ND	0.020	0.008	ND	0.134	0.054		1
1,4-Dioxane	ND	0.100	0.050	ND	0.360	0.180		1
Trichloroethene	ND	0.020	0.007	ND	0.107	0.038		1
cis-1,3-Dichloropropene	ND	0.020	0.008	ND	0.091	0.036		1
4-Methyl-2-pentanone	ND	0.500	0.042	ND	2.05	0.172		1
trans-1,3-Dichloropropene	ND	0.020	0.008	ND	0.091	0.036		1
1,1,2-Trichloroethane	ND	0.020	0.009	ND	0.109	0.049		1
Toluene	ND	0.050	0.025	ND	0.188	0.094		1
Dibromochloromethane	ND	0.020	0.008	ND	0.170	0.068		1
1,2-Dibromoethane	ND	0.020	0.008	ND	0.154	0.062		1
Tetrachloroethene	ND	0.020	0.008	ND	0.136	0.054		1
1,1,1,2-Tetrachloroethane	ND	0.020	0.004	ND	0.137	0.028		1
Chlorobenzene	ND	0.020	0.008	ND	0.092	0.037		1
Ethylbenzene	ND	0.020	0.007	ND	0.087	0.030		1
p/m-Xylene	ND	0.040	0.009	ND	0.174	0.039		1
Bromoform	ND	0.020	0.015	ND	0.207	0.155		1
Styrene	ND	0.020	0.008	ND	0.085	0.034		1
1,1,2,2-Tetrachloroethane	ND	0.020	0.007	ND	0.137	0.048		1
o-Xylene	ND	0.020	0.008	ND	0.087	0.035		1
Isopropylbenzene	ND	0.500	0.046	ND	2.46	0.226		1
4-Ethyltoluene	ND	0.020	0.010	ND	0.098	0.048		1
1,3,5-Trimethybenzene	ND	0.020	0.005	ND	0.098	0.025		1
1,2,4-Trimethylbenzene	ND	0.020	0.007	ND	0.098	0.034		1
1,3-Dichlorobenzene	ND	0.020	0.007	ND	0.120	0.042		1
1,4-Dichlorobenzene	ND	0.020	0.008	ND	0.120	0.048		1
sec-Butylbenzene	ND	0.500	0.047	ND	2.74	0.258		1
p-Isopropyltoluene	ND	0.500	0.048	ND	2.74	0.263		1
1,2-Dichlorobenzene	ND	0.020	0.007	ND	0.120	0.042		1

Project Name: BATCH CANISTER CERTIFICATION
Project Number: CANISTER QC BAT
Lab Number: L1315587
Report Date: 09/06/13

Air Canister Certification Results

Lab ID: L1315587-01
Client ID: CAN 207 SHELF 4
Sample Location:
Date Collected: 08/12/13 16:43
Date Received: 08/13/13
Field Prep: Not Specified

	ppbV			ug/m3				
Parameter	**Results**	**RL**	**MDL**	**Results**	**RL**	**MDL**	**Qualifier**	**Dilution Factor**
Volatile Organics in Air by SIM - Mansfield Lab								
n-Butylbenzene	ND	0.500	0.045	ND	2.74	0.247		1
1,2,4-Trichlorobenzene	ND	0.050	0.010	ND	0.371	0.074		1
Naphthalene	ND	0.050	0.012	ND	0.262	0.063		1
1,2,3-Trichlorobenzene	ND	0.050	0.019	ND	0.371	0.141		1
Hexachlorobutadiene	ND	0.050	0.011	ND	0.533	0.117		1

Internal Standard	**% Recovery**	**Qualifier**	**Acceptance Criteria**
1,4-difluorobenzene	99		60-140
bromochloromethane	101		60-140
chlorobenzene-d5	96		60-140

Project Name: BATCH CANISTER CERTIFICATION
Project Number: CANISTER QC BAT
Lab Number: L1316436
Report Date: 09/06/13

Air Canister Certification Results

Lab ID: L1316436-01
Client ID: CAN 1746 SHELF 1
Sample Location:
Matrix: Air
Anaytical Method: 48,TO-15
Analytical Date: 08/23/13 11:36
Analyst: AR

Date Collected: 08/21/13 17:04
Date Received: 08/22/13
Field Prep: Not Specified

Parameter	ppbV Results	ppbV RL	ppbV MDL	ug/m3 Results	ug/m3 RL	ug/m3 MDL	Qualifier	Dilution Factor
Volatile Organics in Air - Mansfield Lab								
Chlorodifluoromethane	ND	0.200	0.063	ND	0.707	0.221		1
Propylene	ND	0.500	0.093	ND	0.861	0.160		1
Propane	ND	0.200	0.114	ND	0.361	0.206		1
Dichlorodifluoromethane	ND	0.200	0.047	ND	0.989	0.230		1
Chloromethane	ND	0.200	0.096	ND	0.413	0.198		1
Freon-114	ND	0.200	0.042	ND	1.40	0.293		1
Methanol	ND	5.00	0.736	ND	6.55	0.964		1
Vinyl chloride	ND	0.200	0.038	ND	0.511	0.097		1
1,3-Butadiene	ND	0.200	0.080	ND	0.442	0.177		1
Butane	ND	0.200	0.044	ND	0.475	0.105		1
Bromomethane	ND	0.200	0.070	ND	0.777	0.270		1
Chloroethane	ND	0.200	0.077	ND	0.528	0.202		1
Ethanol	ND	2.50	0.542	ND	4.71	1.02		1
Dichlorofluoromethane	ND	0.200	0.057	ND	0.842	0.241		1
Vinyl bromide	ND	0.200	0.070	ND	0.874	0.306		1
Acrolein	ND	0.500	0.114	ND	1.15	0.261		1
Acetone	ND	1.00	0.165	ND	2.38	0.392		1
Acetonitrile	ND	0.200	0.076	ND	0.336	0.128		1
Trichlorofluoromethane	ND	0.200	0.042	ND	1.12	0.234		1
Isopropanol	ND	0.500	0.053	ND	1.23	0.129		1
Acrylonitrile	ND	0.200	0.079	ND	0.434	0.171		1
Pentane	ND	0.200	0.048	ND	0.590	0.140		1
Ethyl ether	ND	0.200	0.059	ND	0.606	0.179		1
1,1-Dichloroethene	ND	0.200	0.057	ND	0.793	0.224		1
Tertiary butyl Alcohol	ND	0.500	0.060	ND	1.52	0.182		1

Project Name: BATCH CANISTER CERTIFICATION
Project Number: CANISTER QC BAT
Lab Number: L1316436
Report Date: 09/06/13

Air Canister Certification Results

Lab ID: L1316436-01
Client ID: CAN 1746 SHELF 1
Sample Location:
Date Collected: 08/21/13 17:04
Date Received: 08/22/13
Field Prep: Not Specified

	ppbV			ug/m3				
Parameter	**Results**	**RL**	**MDL**	**Results**	**RL**	**MDL**	**Qualifier**	**Dilution Factor**
Volatile Organics in Air - Mansfield Lab								
Methylene chloride	ND	1.00	0.299	ND	3.47	1.04		1
3-Chloropropene	ND	0.200	0.081	ND	0.626	0.254		1
Carbon disulfide	ND	0.200	0.035	ND	0.623	0.107		1
Freon-113	ND	0.200	0.051	ND	1.53	0.392		1
trans-1,2-Dichloroethene	ND	0.200	0.074	ND	0.793	0.293		1
1,1-Dichloroethane	ND	0.200	0.077	ND	0.809	0.312		1
Methyl tert butyl ether	ND	0.200	0.053	ND	0.721	0.190		1
Vinyl acetate	ND	0.200	0.057	ND	0.704	0.200		1
2-Butanone	ND	0.200	0.047	ND	0.590	0.139		1
cis-1,2-Dichloroethene	ND	0.200	0.059	ND	0.793	0.233		1
Ethyl Acetate	ND	0.500	0.131	ND	1.80	0.472		1
Chloroform	ND	0.200	0.053	ND	0.977	0.259		1
Tetrahydrofuran	ND	0.200	0.061	ND	0.590	0.179		1
2,2-Dichloropropane	ND	0.200	0.058	ND	0.924	0.269		1
1,2-Dichloroethane	ND	0.200	0.055	ND	0.809	0.223		1
n-Hexane	ND	0.200	0.052	ND	0.705	0.183		1
Diisopropyl ether	ND	0.200	0.066	ND	0.836	0.274		1
tert-Butyl Ethyl Ether	ND	0.200	0.052	ND	0.836	0.215		1
1,1,1-Trichloroethane	ND	0.200	0.057	ND	1.09	0.311		1
1,1-Dichloropropene	ND	0.200	0.072	ND	0.908	0.325		1
Benzene	ND	0.200	0.054	ND	0.639	0.172		1
Carbon tetrachloride	ND	0.200	0.047	ND	1.26	0.296		1
Cyclohexane	ND	0.200	0.066	ND	0.688	0.226		1
Dibromomethane	ND	0.200	0.048	ND	1.42	0.338		1
1,2-Dichloropropane	ND	0.200	0.070	ND	0.924	0.322		1
Bromodichloromethane	ND	0.200	0.066	ND	1.34	0.439		1
1,4-Dioxane	ND	0.200	0.078	ND	0.721	0.281		1
Trichloroethene	ND	0.200	0.071	ND	1.07	0.382		1

Project Name: BATCH CANISTER CERTIFICATION
Project Number: CANISTER QC BAT
Lab Number: L1316436
Report Date: 09/06/13

Air Canister Certification Results

Lab ID: L1316436-01
Client ID: CAN 1746 SHELF 1
Sample Location:
Date Collected: 08/21/13 17:04
Date Received: 08/22/13
Field Prep: Not Specified

	ppbV			ug/m3				
Parameter	**Results**	**RL**	**MDL**	**Results**	**RL**	**MDL**	**Qualifier**	**Dilution Factor**
Volatile Organics in Air - Mansfield Lab								
2,2,4-Trimethylpentane	ND	0.200	0.066	ND	0.934	0.308		1
Methyl Methacrylate	ND	0.500	0.022	ND	2.05	0.091		1
Heptane	ND	0.200	0.055	ND	0.820	0.227		1
cis-1,3-Dichloropropene	ND	0.200	0.075	ND	0.908	0.338		1
4-Methyl-2-pentanone	ND	0.200	0.061	ND	0.820	0.249		1
trans-1,3-Dichloropropene	ND	0.200	0.069	ND	0.908	0.315		1
1,1,2-Trichloroethane	ND	0.200	0.067	ND	1.09	0.364		1
Toluene	ND	0.200	0.063	ND	0.754	0.237		1
1,3-Dichloropropane	ND	0.200	0.078	ND	0.924	0.359		1
2-Hexanone	ND	0.200	0.060	ND	0.820	0.248		1
Dibromochloromethane	ND	0.200	0.075	ND	1.70	0.636		1
1,2-Dibromoethane	ND	0.200	0.078	ND	1.54	0.599		1
Butyl acetate	ND	0.500	0.114	ND	2.38	0.542		1
Octane	ND	0.200	0.042	ND	0.934	0.197		1
Tetrachloroethene	ND	0.200	0.076	ND	1.36	0.514		1
1,1,1,2-Tetrachloroethane	ND	0.200	0.055	ND	1.37	0.376		1
Chlorobenzene	ND	0.200	0.079	ND	0.921	0.363		1
Ethylbenzene	ND	0.200	0.056	ND	0.869	0.241		1
p/m-Xylene	ND	0.400	0.139	ND	1.74	0.604		1
Bromoform	ND	0.200	0.052	ND	2.07	0.541		1
Styrene	ND	0.200	0.080	ND	0.852	0.340		1
1,1,2,2-Tetrachloroethane	ND	0.200	0.055	ND	1.37	0.376		1
o-Xylene	ND	0.200	0.063	ND	0.869	0.274		1
1,2,3-Trichloropropane	ND	0.200	0.077	ND	1.21	0.462		1
Nonane	ND	0.200	0.063	ND	1.05	0.328		1
Isopropylbenzene	ND	0.200	0.041	ND	0.983	0.202		1
Bromobenzene	ND	0.200	0.079	ND	0.793	0.313		1
2-Chlorotoluene	ND	0.200	0.049	ND	1.04	0.252		1

Project Name: BATCH CANISTER CERTIFICATION
Project Number: CANISTER QC BAT

Lab Number: L1316436
Report Date: 09/06/13

Air Canister Certification Results

Lab ID: L1316436-01
Client ID: CAN 1746 SHELF 1
Sample Location:

Date Collected: 08/21/13 17:04
Date Received: 08/22/13
Field Prep: Not Specified

	ppbV			ug/m3				
Parameter	**Results**	**RL**	**MDL**	**Results**	**RL**	**MDL**	**Qualifier**	**Dilution Factor**
Volatile Organics in Air - Mansfield Lab								
n-Propylbenzene	ND	0.200	0.054	ND	0.983	0.265		1
4-Chlorotoluene	ND	0.200	0.076	ND	1.04	0.396		1
4-Ethyltoluene	ND	0.200	0.078	ND	0.983	0.381		1
1,3,5-Trimethylbenzene	ND	0.200	0.058	ND	0.983	0.287		1
tert-Butylbenzene	ND	0.200	0.031	ND	1.10	0.169		1
1,2,4-Trimethylbenzene	ND	0.200	0.069	ND	0.983	0.341		1
Decane	ND	0.200	0.048	ND	1.16	0.282		1
Benzyl chloride	ND	0.200	0.065	ND	1.04	0.334		1
1,3-Dichlorobenzene	ND	0.200	0.064	ND	1.20	0.383		1
1,4-Dichlorobenzene	ND	0.200	0.036	ND	1.20	0.217		1
sec-Butylbenzene	ND	0.200	0.073	ND	1.10	0.401		1
p-Isopropyltoluene	ND	0.200	0.061	ND	1.10	0.334		1
1,2-Dichlorobenzene	ND	0.200	0.061	ND	1.20	0.369		1
n-Butylbenzene	ND	0.200	0.064	ND	1.10	0.351		1
1,2-Dibromo-3-chloropropane	ND	0.200	0.074	ND	1.93	0.719		1
Undecane	ND	0.200	0.053	ND	1.28	0.338		1
Dodecane	ND	0.200	0.048	ND	1.39	0.333		1
1,2,4-Trichlorobenzene	ND	0.200	0.061	ND	1.48	0.454		1
Naphthalene	ND	0.200	0.043	ND	1.05	0.223		1
1,2,3-Trichlorobenzene	ND	0.200	0.044	ND	1.48	0.324		1
Hexachlorobutadiene	ND	0.200	0.073	ND	2.13	0.781		1

	Results	**Qualifier**	**Units**	**RDL**	**Dilution Factor**
Tentatively Identified Compounds					

No Tentatively Identified Compounds

Project Name: BATCH CANISTER CERTIFICATION
Project Number: CANISTER QC BAT

Lab Number: L1316436
Report Date: 09/06/13

Air Canister Certification Results

Lab ID: L1316436-01
Client ID: CAN 1746 SHELF 1
Sample Location:

Date Collected: 08/21/13 17:04
Date Received: 08/22/13
Field Prep: Not Specified

Parameter	ppbV Results	ppbV RL	ppbV MDL	ug/m3 Results	ug/m3 RL	ug/m3 MDL	Qualifier	Dilution Factor
Volatile Organics in Air - Mansfield Lab								

Internal Standard	% Recovery	Qualifier	Acceptance Criteria
1,4-Difluorobenzene	105		60-140
Bromochloromethane	118		60-140
chlorobenzene-d5	97		60-140

Project Name: BATCH CANISTER CERTIFICATION
Project Number: CANISTER QC BAT
Lab Number: L1316436
Report Date: 09/06/13

Air Canister Certification Results

Lab ID: L1316436-01
Client ID: CAN 1746 SHELF 1
Sample Location:
Matrix: Air
Anaytical Method: 48,TO-15-SIM
Analytical Date: 08/23/13 11:36
Analyst: AR

Date Collected: 08/21/13 17:04
Date Received: 08/22/13
Field Prep: Not Specified

Parameter	ppbV Results	ppbV RL	ppbV MDL	ug/m3 Results	ug/m3 RL	ug/m3 MDL	Qualifier	Dilution Factor
Volatile Organics in Air by SIM - Mansfield Lab								
Dichlorodifluoromethane	ND	0.050	0.006	ND	0.247	0.030		1
Chloromethane	ND	0.500	0.048	ND	1.03	0.099		1
Freon-114	ND	0.050	0.005	ND	0.349	0.035		1
Vinyl chloride	ND	0.020	0.007	ND	0.051	0.018		1
1,3-Butadiene	ND	0.020	0.006	ND	0.044	0.013		1
Bromomethane	ND	0.020	0.008	ND	0.078	0.031		1
Chloroethane	ND	0.020	0.007	ND	0.053	0.019		1
Acetone	ND	2.00	0.739	ND	4.75	1.76		1
Trichlorofluoromethane	ND	0.050	0.008	ND	0.281	0.045		1
Acrylonitrile	ND	0.500	0.015	ND	1.09	0.033		1
1,1-Dichloroethene	ND	0.020	0.007	ND	0.079	0.028		1
Methylene chloride	ND	1.00	0.250	ND	3.47	0.869		1
Freon-113	ND	0.050	0.006	ND	0.383	0.046		1
Halothane	ND	0.050	0.008	ND	0.404	0.065		1
trans-1,2-Dichloroethene	ND	0.020	0.006	ND	0.079	0.024		1
1,1-Dichloroethane	ND	0.020	0.007	ND	0.081	0.028		1
Methyl tert butyl ether	ND	0.020	0.004	ND	0.072	0.014		1
2-Butanone	ND	0.500	0.025	ND	1.47	0.073		1
cis-1,2-Dichloroethene	ND	0.020	0.007	ND	0.079	0.026		1
Chloroform	ND	0.020	0.006	ND	0.098	0.029		1
1,2-Dichloroethane	ND	0.020	0.008	ND	0.081	0.032		1
1,1,1-Trichloroethane	ND	0.020	0.007	ND	0.109	0.038		1
Benzene	ND	0.100	0.021	ND	0.319	0.067		1
Carbon tetrachloride	ND	0.020	0.008	ND	0.126	0.050		1
1,2-Dichloropropane	ND	0.020	0.006	ND	0.092	0.028		1

Project Name: BATCH CANISTER CERTIFICATION
Project Number: CANISTER QC BAT

Lab Number: L1316436
Report Date: 09/06/13

Air Canister Certification Results

Lab ID: L1316436-01
Client ID: CAN 1746 SHELF 1
Sample Location:

Date Collected: 08/21/13 17:04
Date Received: 08/22/13
Field Prep: Not Specified

	ppbV			ug/m3				
Parameter	**Results**	**RL**	**MDL**	**Results**	**RL**	**MDL**	**Qualifier**	**Dilution Factor**
Volatile Organics in Air by SIM - Mansfield Lab								
Bromodichloromethane	ND	0.020	0.008	ND	0.134	0.054		1
1,4-Dioxane	ND	0.100	0.050	ND	0.360	0.180		1
Trichloroethene	ND	0.020	0.007	ND	0.107	0.038		1
cis-1,3-Dichloropropene	ND	0.020	0.008	ND	0.091	0.036		1
4-Methyl-2-pentanone	ND	0.500	0.042	ND	2.05	0.172		1
trans-1,3-Dichloropropene	ND	0.020	0.008	ND	0.091	0.036		1
1,1,2-Trichloroethane	ND	0.020	0.009	ND	0.109	0.049		1
Toluene	ND	0.050	0.025	ND	0.188	0.094		1
Dibromochloromethane	ND	0.020	0.008	ND	0.170	0.068		1
1,2-Dibromoethane	ND	0.020	0.008	ND	0.154	0.062		1
Tetrachloroethene	ND	0.020	0.008	ND	0.136	0.054		1
1,1,1,2-Tetrachloroethane	ND	0.020	0.004	ND	0.137	0.028		1
Chlorobenzene	ND	0.020	0.008	ND	0.092	0.037		1
Ethylbenzene	ND	0.020	0.007	ND	0.087	0.030		1
p/m-Xylene	ND	0.040	0.009	ND	0.174	0.039		1
Bromoform	ND	0.020	0.015	ND	0.207	0.155		1
Styrene	ND	0.020	0.008	ND	0.085	0.034		1
1,1,2,2-Tetrachloroethane	ND	0.020	0.007	ND	0.137	0.048		1
o-Xylene	ND	0.020	0.008	ND	0.087	0.035		1
Isopropylbenzene	ND	0.500	0.046	ND	2.46	0.226		1
4-Ethyltoluene	ND	0.020	0.010	ND	0.098	0.048		1
1,3,5-Trimethybenzene	ND	0.020	0.005	ND	0.098	0.025		1
1,2,4-Trimethylbenzene	ND	0.020	0.007	ND	0.098	0.034		1
1,3-Dichlorobenzene	ND	0.020	0.007	ND	0.120	0.042		1
1,4-Dichlorobenzene	ND	0.020	0.008	ND	0.120	0.048		1
sec-Butylbenzene	ND	0.500	0.047	ND	2.74	0.258		1
p-Isopropyltoluene	ND	0.500	0.048	ND	2.74	0.263		1
1,2-Dichlorobenzene	ND	0.020	0.007	ND	0.120	0.042		1

Project Name: BATCH CANISTER CERTIFICATION
Project Number: CANISTER QC BAT

Lab Number: L1316436
Report Date: 09/06/13

Air Canister Certification Results

Lab ID: L1316436-01
Client ID: CAN 1746 SHELF 1
Sample Location:

Date Collected: 08/21/13 17:04
Date Received: 08/22/13
Field Prep: Not Specified

	ppbV			ug/m3				
Parameter	**Results**	**RL**	**MDL**	**Results**	**RL**	**MDL**	**Qualifier**	**Dilution Factor**
Volatile Organics in Air by SIM - Mansfield Lab								
n-Butylbenzene	ND	0.500	0.045	ND	2.74	0.247		1
1,2,4-Trichlorobenzene	ND	0.050	0.010	ND	0.371	0.074		1
Naphthalene	ND	0.050	0.012	ND	0.262	0.063		1
1,2,3-Trichlorobenzene	ND	0.050	0.019	ND	0.371	0.141		1
Hexachlorobutadiene	ND	0.050	0.011	ND	0.533	0.117		1

Internal Standard	**% Recovery**	**Qualifier**	**Acceptance Criteria**
1,4-difluorobenzene	103		60-140
bromochloromethane	99		60-140
chlorobenzene-d5	97		60-140

Project Name: AOC#3
Project Number: 610.26

Lab Number: L1316706
Report Date: 09/06/13

Sample Receipt and Container Information

Were project specific reporting limits specified? YES

Reagent H2O Preserved Vials Frozen on: NA

Cooler Information **Custody Seal**
Cooler
N/A Present/Intact

Container Information

Container ID	Container Type	Cooler	pH	Temp deg C	Pres	Seal	Analysis(*)
L1316706-01A	Canister - 2.7 Liter	N/A	N/A		Y	Present/Intact	TO15-LL(30)
L1316706-02A	Canister - 2.7 Liter	N/A	N/A		Y	Present/Intact	TO15-LL(30)
L1316706-03A	Canister - 2.7 Liter	N/A	N/A		Y	Present/Intact	TO15-LL(30)
L1316706-04A	Canister - 2.7 Liter	N/A	N/A		Y	Present/Intact	TO15-LL(30)
L1316706-05A	Canister - 2.7 Liter	N/A	N/A		Y	Present/Intact	TO15-LL(30)
L1316706-06A	Canister - 2.7 Liter	N/A	N/A		Y	Present/Intact	TO15-LL(30)
L1316706-07A	Canister - 2.7 Liter	N/A	N/A		Y	Present/Intact	TO15-LL(30)

*Values in parentheses indicate holding time in days

Project Name:	AOC#3	**Lab Number:**	L1316706
Project Number:	610.26	**Report Date:**	09/06/13

GLOSSARY

Acronyms

EDL - Estimated Detection Limit: This value represents the level to which target analyte concentrations are reported as estimated values, when those target analyte concentrations are quantified below the reporting limit (RL). The EDL includes any adjustments from dilutions, concentrations or moisture content, where applicable. The use of EDLs is specific to the analysis of PAHs using Solid-Phase Microextraction (SPME).

EPA - Environmental Protection Agency.

LCS - Laboratory Control Sample: A sample matrix, free from the analytes of interest, spiked with verified known amounts of analytes or a material containing known and verified amounts of analytes.

LCSD - Laboratory Control Sample Duplicate: Refer to LCS.

LFB - Laboratory Fortified Blank: A sample matrix, free from the analytes of interest, spiked with verified known amounts of analytes or a material containing known and verified amounts of analytes.

MDL - Method Detection Limit: This value represents the level to which target analyte concentrations are reported as estimated values, when those target analyte concentrations are quantified below the reporting limit (RL). The MDL includes any adjustments from dilutions, concentrations or moisture content, where applicable.

MS - Matrix Spike Sample: A sample prepared by adding a known mass of target analyte to a specified amount of matrix sample for which an independent estimate of target analyte concentration is available.

MSD - Matrix Spike Sample Duplicate: Refer to MS.

NA - Not Applicable.

NC - Not Calculated: Term is utilized when one or more of the results utilized in the calculation are non-detect at the parameter's reporting unit.

NI - Not Ignitable.

RL - Reporting Limit: The value at which an instrument can accurately measure an analyte at a specific concentration. The RL includes any adjustments from dilutions, concentrations or moisture content, where applicable.

RPD - Relative Percent Difference: The results from matrix and/or matrix spike duplicates are primarily designed to assess the precision of analytical results in a given matrix and are expressed as relative percent difference (RPD). Values which are less than five times the reporting limit for any individual parameter are evaluated by utilizing the absolute difference between the values; although the RPD value will be provided in the report.

SRM - Standard Reference Material: A reference sample of a known or certified value that is of the same or similar matrix as the associated field samples.

Footnotes

1 - The reference for this analyte should be considered modified since this analyte is absent from the target analyte list of the original method.

Terms

Analytical Method: Both the document from which the method originates and the analytical reference method. (Example: EPA 8260B is shown as 1,8260B.) The codes for the reference method documents are provided in the References section of the Addendum.

Data Qualifiers

A - Spectra identified as "Aldol Condensation Product".

B - The analyte was detected above the reporting limit in the associated method blank. Flag only applies to associated field samples that have detectable concentrations of the analyte at less than ten times (10x) the concentration found in the blank. For MCP-related projects, flag only applies to associated field samples that have detectable concentrations of the analyte at less than ten times (10x) the concentration found in the blank. For DOD-related projects, flag only applies to associated field samples that have detectable concentrations of the analyte at less than ten times (10x) the concentration found in the blank AND the analyte was detected above one-half the reporting limit (or above the reporting limit for common lab contaminants) in the associated method blank. For NJ-Air-related projects, flag only applies to associated field samples that have detectable concentrations of the analyte above the reporting limit.

C - Co-elution: The target analyte co-elutes with a known lab standard (i.e. surrogate, internal standards, etc.) for co-extracted analyses.

D - Concentration of analyte was quantified from diluted analysis. Flag only applies to field samples that have detectable concentrations of the analyte.

E - Concentration of analyte exceeds the range of the calibration curve and/or linear range of the instrument.

G - The concentration may be biased high due to matrix interferences (i.e, co-elution) with non-target compound(s). The result should be considered estimated.

H - The analysis of pH was performed beyond the regulatory-required holding time of 15 minutes from the time of sample collection.

I - The lower value for the two columns has been reported due to obvious interference.

Report Format: DU Report with "J" Qualifiers

Project Name:	AOC#3	**Lab Number:**	L1316706
Project Number:	610.26	**Report Date:**	09/06/13

Data Qualifiers

M - Reporting Limit (RL) exceeds the MCP CAM Reporting Limit for this analyte.

NJ - Presumptive evidence of compound. This represents an estimated concentration for Tentatively Identified Compounds (TICs), where the identification is based on a mass spectral library search.

P - The RPD between the results for the two columns exceeds the method-specified criteria.

Q - The quality control sample exceeds the associated acceptance criteria. For DOD-related projects, LCS and/or Continuing Calibration Standard exceedences are also qualified on all associated sample results. Note: This flag is not applicable for matrix spike recoveries when the sample concentration is greater than 4x the spike added or for batch duplicate RPD when the sample concentrations are less than 5x the RL. (Metals only.)

R - Analytical results are from sample re-analysis.

RE - Analytical results are from sample re-extraction.

S - Analytical results are from modified screening analysis.

J - Estimated value. The Target analyte concentration is below the quantitation limit (RL), but above the Method Detection Limit (MDL) or Estimated Detection Limit (EDL) for SPME-related analyses. This represents an estimated concentration for Tentatively Identified Compounds (TICs).

ND - Not detected at the method detection limit (MDL) for the sample, or estimated detection limit (EDL) for SPME-related analyses.

Report Format: DU Report with "J" Qualifiers

Project Name: AOC#3 **Lab Number:** L1316706

Project Number: 610.26 **Report Date:** 09/06/13

REFERENCES

48 Compendium of Methods for the Determination of Toxic Organic Compounds in Ambient Air. Second Edition. EPA/625/R-96/010b, January 1999.

LIMITATION OF LIABILITIES

Alpha Analytical performs services with reasonable care and diligence normal to the analytical testing laboratory industry. In the event of an error, the sole and exclusive responsibility of Alpha Analytical shall be to re-perform the work at it's own expense. In no event shall Alpha Analytical be held liable for any incidental, consequential or special damages, including but not limited to, damages in any way connected with the use of, interpretation of, information or analysis provided by Alpha Analytical.

We strongly urge our clients to comply with EPA protocol regarding sample volume, preservation, cooling, containers, sampling procedures, holding time and splitting of samples in the field.

Certificate/Approval Program Summary

Last revised August 3, 2012 – Mansfield Facility

The following list includes only those analytes/methods for which certification/approval is currently held.
For a complete listing of analytes for the referenced methods, please contact your Alpha Customer Service Representative.

Connecticut Department of Public Health Certificate/Lab ID: PH-0141.

Wastewater/Non-Potable Water (Inorganic Parameters: pH, Turbidity, Conductivity, Alkalinity, Aluminum, Antimony, Arsenic, Barium, Beryllium, Boron, Cadmium, Calcium, Chromium, Cobalt, Copper, Iron, Lead, Magnesium, Manganese, Mercury, Molybdenum, Nickel, Potassium, Selenium, Silver, Sodium, Strontium, Thallium, Tin, Titanium, Vanadium, Zinc, Total Residue (Solids), Total Suspended Solids (non-filterable). Organic Parameters: PCBs, Organochlorine Pesticides, Technical Chlordane, Toxaphene, Acid Extractables, Benzidines, Phthalate Esters, Nitrosamines, Nitroaromatics & Isophorone, PAHs, Haloethers, Chlorinated Hydrocarbons, Volatile Organics.)

Solid Waste/Soil (Inorganic Parameters: pH, Aluminum, Antimony, Arsenic, Barium, Beryllium, Cadmium, Calcium, Chromium, Hexavalent Chromium, Cobalt, Copper, Iron, Lead, Magnesium, Manganese, Mercury, Molybdenum, Nickel, Potassium, Selenium, Silver, Sodium, Thallium, Titanium, Vanadium, Zinc, Total Organic Carbon, Corrosivity, TCLP 1311, SPLP 1312. Organic Parameters: PCBs, Organochlorine Pesticides, Technical Chlordane, Toxaphene, Volatile Organics, Acid Extractables, Benzidines, Phthalates, Nitrosamines, Nitroaromatics & Cyclic Ketones, PAHs, Haloethers, Chlorinated Hydrocarbons.)

Florida Department of Health Certificate/Lab ID: E87814. ***NELAP Accredited.***

Non-Potable Water (Inorganic Parameters: SM2320B, SM2540D, SM2540G.)

Solid & Chemical Materials (Inorganic Parameters: 6020, 7470, 7471, 9045. Organic Parameters: EPA 8260, 8270, 8082, 8081.)

Air & Emissions (EPA TO-15.)

Louisiana Department of Environmental Quality Certificate/Lab ID: 03090. ***NELAP Accredited.***

Non-Potable Water (Inorganic Parameters: EPA 180.1, 245.7, 1631E, 3020A, 6020A, 7470A, 9040, 9050A, SM2320B, 2540D, 2540G, 4500H-B, Organic Parameters: EPA 3510C, 3580A, 3630C, 3640A, 3660B, 3665A, 5030B, 8015D, 3570, 8081B, 8082A, 8260B, 8270C, 8270D.)

Solid & Chemical Materials (Inorganic Parameters: EPA 1311, 3050B, 3051A, 3060A, 6020A, 7196A, 7470A, 7471B, 7474, 9040B, 9045C, 9060. Organic Parameters: EPA 3540C, 3570, 3580A, 3630C, 3640A, 3660, 3665A, 5035, 8015D, 8081B, 8082A, 8260B, 8270C, 8270D.)

Biological Tissue (Inorganic Parameters: EPA 6020A. Organic Parameters: EPA 3570, 3510C, 3610B, 3630C, 3640A, 8270C, 8270D.)

Air & Emissions (EPA TO-15.)

New Hampshire Department of Environmental Services Certificate/Lab ID: 2206. ***NELAP Accredited.***

Non-Potable Water (Inorganic Parameters: EPA 180.1, 1631E, 6020A, 7470A, 9040B, 9050A, SM2540D, 2540G, 4500H+B, 2320B, 3020A, . Organic Parameters: EPA 3510C, 3630C, 3640A, 3660B, 8081B, 8082A, 8270C, 8270D, 8015D.)

Solid & Chemical Materials (Inorganic Parameters: SW-846 1311, 3050B, 3051A, 6020A, 7471B, 9040B, 9045C. Organic Parameters: SW-846 3540C, 3580A, 3630C, 3640A, 3660B, 3665A, 8270C, 8015D, 8082A, 8081B.)

New Jersey Department of Environmental Protection Certificate/Lab ID: MA015. ***NELAP Accredited.***

Non-Potable Water (Inorganic Parameters: SW-846 1312, 3020A, SM2320B, SM2540D, 2540G, 4500H-B, EPA 180.1, 1631E, SW-846 7470A, 9040C, 6020A, 9050A. Organic Parameters: SW-846 3510C, 3580A, 3630C, 3640A, 3660B, 3665A, 8015D, 8081B, 8082A, 8270C, 8270D)

Solid & Chemical Materials (Inorganic Parameters: SW-846 1311, 1312, 3050B, 3051A, 6020A, 7471B, 7474, 9040B, 9040C, 9045C, 9045D, 9060. Organic Parameters: SW-846 3540C, 3570, 3580A, 3630C, 3640A, 3660B, 3665A, 8081B, 8082A, 8270C, 8270D, 8015D.)

Atmospheric Organic Parameters (EPA 3C, TO-15, TO-10A, TO-13A-SIM.)

Biological Tissue (Inorganic Parameters: SW-846 6020A. Organic Parameters: SW-846 8270C, 8270D, 3510C, 3570, 3610C, 3630C, 3640A)

New York Department of Health Certificate/Lab ID: 11627. ***NELAP Accredited.***

Non-Potable Water (Inorganic Parameters: SM2320B, SM2540D, 6020A, 1631E, 7470A, 9050A, EPA 180.1, 3020A. Organic Parameters: EPA 8270C, 8270D, 8081B, 8082A, 3510C.)

Solid & Hazardous Waste (Inorganic Parameters: EPA 6020A, 7471B, 7474, 9040C, 9045D. Organic Parameters: EPA 8270C, 8270D, 8081B, 8082A, 1311, 3050B, 3580A, 3570, 3051A.)

Air & Emissions (EPA TO-15, TO-10A.)

Pennsylvania Certificate/Lab ID: 68-02089 ***NELAP Accredited***

Non-Potable Water (Inorganic Parameters: 1312, 1631E, 180.1, 3020A, 6020A, 7470A, 9040B, 9050A, 2320B, 2540D, 2540G, SM4500H+-B. Organic Parameters: 3510C, 3580A, 3630C, 3640A, 3660B, 3665A, 8015D, 8081B, 8082A, 8270C, 8270D .)

Solid & Hazardous Waste (Inorganic Parameters: EPA 1311, 3051A, 6020A, 7471B, 7474 9040B, 9045C, 9060. Organic Parameters: EPA3050B, 3540C, 3570, 3580A, 3630C, 3640A, 3660B, 3665A, 8270C, 8270D, 8081B, 8015D, 8082A.)

Rhode Island Department of Health Certificate/Lab ID: LAO00299. ***NELAP Accredited via NJ-DEP.***

Refer to NJ-DEP Certificate for Non-Potable Water.

Texas Commission of Environmental Quality Certificate/Lab ID: T104704419-08-TX. ***NELAP Accredited.***

Solid & Chemical Materials (Inorganic Parameters: EPA 6020, 7470, 7471, 1311, 9040, 9045, 9060. Organic Parameters: EPA 8015, 8270, 8081, 8082.)

Air (Organic Parameters: EPA TO-15)

Virginia Division of Consolidated Laboratory Services Certificate/Lab ID:460194. ***NELAP Accredited.***

Non-Potable Water (Inorganic Parameters:EPA 3020A, 6020A, 245.7, 9040B. Organic Parameters: EPA 3510C, 3640A, 3660B, 3665A, 8270C, 8270D, 8082A, 8081B, 8015D.)

Solid & Chemical Materials (Inorganic Parameters: EPA 6020A,7470A,7471B,9040B,9045C,3050B,3051, 9060. Organic Parameters: EPA 3540C, 3580A, 3630C, 3640A, 3660B, 3665A, 3570, 8270C, 8270D, 8081B, 8082A, 8015D.)

Washington State Department of Ecology Certificate/Lab ID: C954. *Non-Potable Water* (Inorganic Parameters: SM2540D, 180.1, 1631E.)

Solid & Chemical Materials (Inorganic Parameters: EPA 6020, 7470, 7471, 7474, 9045C, 9050A, 9060. Organic Parameters: EPA 8081, 8082, 8015, 8270.)

U.S. Army Corps of Engineers

Department of Defense, L-A-B Certificate/Lab ID: L2217.01.

Non-Potable Water (Inorganic Parameters: EPA 6020A, SM4500H-B. Organic Parameters: 3020A, 3510C, 8270C, 8270D, 8270C-ALK-PAH, 8270D-ALK-PAH, 8082A, 8081B, 8015D-SHC, 8015D.)

Solid & Hazardous Waste (Inorganic Parameters: EPA 1311, 3050B, 6020A, 7471A, 9045C, 9060, SM 2540G, ASTM D422-63. Organic Parameters: EPA 3580A, 3570, 3540C, 8270C, 8270D, 8270C-ALK-PAH, 8270D-ALK-PAH 8082A, 8081B, 8015D-SHC, 8015D.

Air & Emissions (EPA TO-15.)

Analytes Not Accredited by NELAP

Certification is not available by NELAP for the following analytes: **8270C:** Biphenyl. **TO-15:** Halothane, 2,4,4-Trimethyl-2-pentene, 2,4,4-Trimethyl-1-pentene, Thiophene, 2-Methylthiophene, 3-Methylthiophene, 2-Ethylthiophene, 1,2,3-Trimethylbenzene, Indan, Indene, 1,2,4,5-Tetramethylbenzene, Benzothiophene, 2-Methylnaphthalene, 1-Methylnaphthalene.

Serial No:09061315:19

AIR ANALYSIS

PAGE 1 OF 1

CHAIN OF CUSTODY

320 Forbes Blvd, Mansfield, MA 02048
TEL: 508-822-9300 FAX: 508-822-3288

Date Rec'd in Lab:

ALPHA Job #: L1316706

Client Information

Client: H2H Associates, LLC
Address: 179 River Street
Troy NY 12180
Phone: 518-270-1620
Fax:
Email: lhoose@H2Hassociates.com

☐ These samples have been previously analyzed by Alpha

Project Information

Project Name: AOC #3
Project Location: AOC #3, NEIP
Project #: 610.26
Project Manager: Lori Hoose
ALPHA Quote #:

Turn-Around Time

☐ Standard ☐ RUSH (only confirmed if pre-approved!)

Date Due: Time:

Report Information - Data Deliverables

☐ FAX
☒ ADEx
Criteria Checker:
(Default based on Regulatory Criteria Indicated)
Other Formats:
☒ EMAIL (standard pdf report)
☐ Additional Deliverables:
Report to: (if different than Project Manager)

Billing Information

☐ Same as Client info PO #:

Regulatory Requirements/Report Limits

State/Fed	Program	Criteria

Other Project Specific Requirements/Comments:
Report TCE, PCE, cis1, 2DCE and Vinyl Chloride only

All Columns Below Must Be Filled Out

ALPHA Lab ID (Lab Use Only)	Sample ID	Collection Date	Start Time	End Time	Initial Vacuum	Final Vacuum	Sample Matrix*	Sampler's Initials	Can Size	I D Can	I D - Flow Controller	ANALYSIS: TO-14A by TO-15	TO-15	TO-15 SIM	APH	FIXED GASES	TO-13A	TO-4 / TO-10	Sample Comments (i.e. PID)
L1316706-1	SG-1	8/27/13	0840	1415	-28.21	-0.13	Gas		2.7L	531	0093		X						
-2	SG-2	8/26/13	0950	1530	-29.81	0.00	Gas		2.7L	335	0024		X						
-3	SG-3	8/26/13	1145	1913	-29.81	-0.10	Gas		2.7L	104	0592		X						
-4	SG-4	8/26/13	1310	1920	-30.07	-0.10	Gas		2.7L	555	0116		X						
-5	SG-5	8/26/13	1350	2053	-30.37	-0.12	Gas		2.7L	258	0328		X						
-6	SG-6	8/24/13	1050	1640	-29.60	-0.47	Gas		2.7L	1768	0255		X						
-7	DUP-1-8-26-13	8/26/13	—	—	-28.76	0.00	Gas		2.7L	204	0546		X						

*SAMPLE MATRIX CODES
AA = Ambient Air (Indoor/Outdoor)
SV = Soil Vapor/Landfill Gas/SVE
Other = Please Specify

Container Type: 3

Please print clearly, legibly and completely. Samples can not be logged in and turnaround time clock will not start until any ambiguities are resolved. All samples submitted are subject to Alpha's Terms and Conditions. See reverse side.

Relinquished By:	Date/Time	Received By:	Date/Time:
	8/27/13 1510		8/27/13 1510
	8/27/13 1537		8/27/13 1537
	8/27/13 17:45		8/27/13 1745
	8/27/13 20:10		8/27/13 20:10

Mansfield Lab 8/28/13 04:30

ANALYTICAL REPORT

Lab Number:	L1317006
Client:	H2H Associates, LLC 179 River Street Troy, NY 12189
ATTN:	Lori Hoose
Phone:	(518) 270-1620
Project Name:	AOC3
Project Number:	610.26
Report Date:	09/09/13

The original project report/data package is held by Alpha Analytical. This report/data package is paginated and should be reproduced only in its entirety. Alpha Analytical holds no responsibility for results and/or data that are not consistent with the original.

Certifications & Approvals: MA (M-MA086), NY (11148), CT (PH-0574), NH (2003), NJ NELAP (MA935), RI (LAO00065), ME (MA00086), PA (68-03671), USDA (Permit #P-330-11-00240), NC (666), TX (T104704476), DOD (L2217), US Army Corps of Engineers.

Eight Walkup Drive, Westborough, MA 01581-1019
508-898-9220 (Fax) 508-898-9193 800-624-9220 - www.alphalab.com

Project Name: AOC3
Project Number: 610.26

Lab Number: L1317006
Report Date: 09/09/13

Alpha Sample ID	Client ID	Sample Location	Collection Date/Time
L1317006-01	PHASE II-PURGE WATER	GUILDERLAND, NY	08/30/13 09:30
L1317006-02	TRIP BLANK	GUILDERLAND, NY	08/30/13 00:00

Project Name: AOC3
Project Number: 610.26

Lab Number: L1317006
Report Date: 09/09/13

Case Narrative

The samples were received in accordance with the Chain of Custody and no significant deviations were encountered during the preparation or analysis unless otherwise noted. Sample Receipt, Container Information, and the Chain of Custody are located at the back of the report.

Results contained within this report relate only to the samples submitted under this Alpha Lab Number and meet all of the requirements of NELAC, for all NELAC accredited parameters. The data presented in this report is organized by parameter (i.e. VOC, SVOC, etc.). Sample specific Quality Control data (i.e. Surrogate Spike Recovery) is reported at the end of the target analyte list for each individual sample, followed by the Laboratory Batch Quality Control at the end of each parameter. If a sample was re-analyzed or re-extracted due to a required quality control corrective action and if both sets of data are reported, the Laboratory ID of the re-analysis or re-extraction is designated with an "R" or "RE", respectively. When multiple Batch Quality Control elements are reported (e.g. more than one LCS), the associated samples for each element are noted in the grey shaded header line of each data table. Any Laboratory Batch, Sample Specific % recovery or RPD value that is outside the listed Acceptance Criteria is bolded in the report. Performance criteria for CAM and RCP methods allow for some LCS compound failures to occur and still be within method compliance. In these instances, the specific failures are not narrated but are noted in the associated QC table. This information is also incorporated in the Data Usability format for our Data Merger tool where it can be reviewed along with any associated usability implications. Soil/sediments, solids and tissues are reported on a dry weight basis unless otherwise noted. Definitions of all data qualifiers and acronyms used in this report are provided in the Glossary located at the back of the report.

In reference to questions H (CAM) or 4 (RCP) when "NO" is checked, the performance criteria for CAM and RCP methods allow for some quality control failures to occur and still be within method compliance. In these instances the specific failure is not narrated but noted in the associated QC table. The information is also incorporated in the Data Usability format of our Data Merger tool where it can be reviewed along with any associated usability implications.

Please see the associated ADEx data file for a comparison of laboratory reporting limits that were achieved with the regulatory Numerical Standards requested on the Chain of Custody.

HOLD POLICY
For samples submitted on hold, Alpha's policy is to hold samples free of charge for 30 days from the date the project is completed. After 30 days, we will dispose of all samples submitted including those put on hold unless you have contacted your Client Service Representative and made arrangements for Alpha to continue to hold the samples.

Please contact Client Services at 800-624-9220 with any questions.

Project Name: AOC3 **Lab Number:** L1317006
Project Number: 610.26 **Report Date:** 09/09/13

Case Narrative (continued)

Report Submission

All non-detect (ND) or estimated concentrations (J-qualified) have been quantitated to the limit noted in the MDL column.

Sample Receipt

A Trip Blank was received in the laboratory but not listed on the Chain of Custody. Due to inufficient sample volume, the Trip Blank was not analyzed.

Chlorine, Total Residual

L1317006-01: A laboratory duplicate could not be performed due to insufficient sample volume available for analysis.

I, the undersigned, attest under the pains and penalties of perjury that, to the best of my knowledge and belief and based upon my personal inquiry of those responsible for providing the information contained in this analytical report, such information is accurate and complete. This certificate of analysis is not complete unless this page accompanies any and all pages of this report.

Authorized Signature:  Cynthia McQueen

Title: Technical Director/Representative Date: 09/09/13

ORGANICS

VOLATILES

Project Name: AOC3 **Lab Number:** L1317006

Project Number: 610.26 **Report Date:** 09/09/13

SAMPLE RESULTS

Lab ID:	L1317006-01	Date Collected:	08/30/13 09:30
Client ID:	PHASE II-PURGE WATER	Date Received:	08/30/13
Sample Location:	GUILDERLAND, NY	Field Prep:	Not Specified
Matrix:	Water		
Analytical Method:	1,8260C		
Analytical Date:	09/06/13 08:39		
Analyst:	MM		
TCLP/SPLP Ext. Date:	09/05/13 12:22		

Parameter	Result	Qualifier	Units	RL	MDL	Dilution Factor
TCLP Volatiles by EPA 1311 - Westborough Lab						
Chloroform	0.60	J	ug/l	0.75	0.16	1
Carbon tetrachloride	ND		ug/l	0.50	0.13	1
Tetrachloroethene	ND		ug/l	0.50	0.18	1
Chlorobenzene	ND		ug/l	0.50	0.18	1
1,2-Dichloroethane	ND		ug/l	0.50	0.13	1
Benzene	ND		ug/l	0.50	0.16	1
Vinyl chloride	ND		ug/l	1.0	0.14	1
1,1-Dichloroethene	ND		ug/l	0.50	0.14	1
Trichloroethene	0.38	J	ug/l	0.50	0.17	1
1,4-Dichlorobenzene	ND		ug/l	2.5	0.19	1
2-Butanone	ND		ug/l	5.0	1.9	1

Surrogate	% Recovery	Qualifier	Acceptance Criteria
1,2-Dichloroethane-d4	119		70-130
Toluene-d8	109		70-130
4-Bromofluorobenzene	96		70-130
dibromofluoromethane	104		70-130

Project Name: AOC3
Project Number: 610.26

Lab Number: L1317006
Report Date: 09/09/13

Method Blank Analysis
Batch Quality Control

Analytical Method: 1,8260C
Analytical Date: 09/06/13 06:02
Analyst: MM
TCLP Extraction Date: 09/05/13 12:22

Extraction Date: 09/05/13 12:22

Parameter	Result	Qualifier	Units	RL	MDL
TCLP Volatiles by EPA 1311 - Westborough Lab for sample(s): 01 Batch: WG634233-3					
Chloroform	ND		ug/l	0.75	0.16
Carbon tetrachloride	ND		ug/l	0.50	0.13
Tetrachloroethene	ND		ug/l	0.50	0.18
Chlorobenzene	ND		ug/l	0.50	0.18
1,2-Dichloroethane	ND		ug/l	0.50	0.13
Benzene	ND		ug/l	0.50	0.16
Vinyl chloride	ND		ug/l	1.0	0.14
1,1-Dichloroethene	ND		ug/l	0.50	0.14
Trichloroethene	ND		ug/l	0.50	0.17
1,4-Dichlorobenzene	ND		ug/l	2.5	0.19
2-Butanone	ND		ug/l	5.0	1.9

Surrogate	%Recovery	Qualifier	Acceptance Criteria
1,2-Dichloroethane-d4	120		70-130
Toluene-d8	109		70-130
4-Bromofluorobenzene	101		70-130
dibromofluoromethane	101		70-130

Lab Control Sample Analysis

Batch Quality Control

Project Name: AOC3

Project Number: 610.26

Lab Number: L1317006

Report Date: 09/09/13

Parameter	LCS %Recovery	Qual	LCSD %Recovery	Qual	%Recovery Limits	RPD	Qual	RPD Limits
TCLP Volatiles by EPA 1311 - Westborough Lab Associated sample(s): 01 Batch: WG634233-1 WG634233-2								
Chloroform	86		83		70-130	4		20
Carbon tetrachloride	106		109		63-132	3		20
Tetrachloroethene	112		103		70-130	8		20
Chlorobenzene	101		98		75-130	3		25
1,2-Dichloroethane	77		78		70-130	1		20
Benzene	85		83		70-130	2		25
Vinyl chloride	102		100		55-140	2		20
1,1-Dichloroethene	87		83		61-145	5		25
Trichloroethene	87		82		70-130	6		25
1,4-Dichlorobenzene	105		105		70-130	0		20
2-Butanone	105		93		63-138	12		20

Surrogate	LCS %Recovery	Qual	LCSD %Recovery	Qual	Acceptance Criteria
1,2-Dichloroethane-d4	94		97		70-130
Toluene-d8	111		112		70-130
4-Bromofluorobenzene	96		96		70-130
dibromofluoromethane	97		96		70-130

SEMIVOLATILES

Project Name: AOC3 **Lab Number:** L1317006

Project Number: 610.26 **Report Date:** 09/09/13

SAMPLE RESULTS

Lab ID:	L1317006-01	Date Collected:	08/30/13 09:30
Client ID:	PHASE II-PURGE WATER	Date Received:	08/30/13
Sample Location:	GUILDERLAND, NY	Field Prep:	Not Specified
Matrix:	Water	Extraction Method:	EPA 3510C
Analytical Method:	1,8270D	Extraction Date:	09/04/13 07:55
Analytical Date:	09/07/13 02:05		
Analyst:	RC		
TCLP/SPLP Ext. Date:	09/03/13 10:40		

Parameter	Result	Qualifier	Units	RL	MDL	Dilution Factor
TCLP Semivolatiles by EPA 1311 - Westborough Lab						
Hexachlorobenzene	ND		ug/l	10	3.2	1
2,4-Dinitrotoluene	ND		ug/l	25	2.2	1
Hexachlorobutadiene	ND		ug/l	10	4.0	1
Hexachloroethane	ND		ug/l	10	3.3	1
Nitrobenzene	ND		ug/l	10	2.5	1
2,4,6-Trichlorophenol	ND		ug/l	25	2.2	1
Pentachlorophenol	ND		ug/l	50	6.1	1
2-Methylphenol	ND		ug/l	25	2.6	1
3-Methylphenol/4-Methylphenol	ND		ug/l	25	2.4	1
2,4,5-Trichlorophenol	ND		ug/l	25	2.2	1
Pyridine	ND		ug/l	25	3.2	1

Surrogate	% Recovery	Qualifier	Acceptance Criteria
2-Fluorophenol	80		21-120
Phenol-d6	70		10-120
Nitrobenzene-d5	71		23-120
2-Fluorobiphenyl	76		15-120
2,4,6-Tribromophenol	97		10-120
4-Terphenyl-d14	92		33-120

Project Name: AOC3
Project Number: 610.26

Lab Number: L1317006
Report Date: 09/09/13

Method Blank Analysis
Batch Quality Control

Analytical Method: 1,8270D
Analytical Date: 09/06/13 20:31
Analyst: RC
TCLP Extraction Date: 09/03/13 10:40

Extraction Method: EPA 3510C
Extraction Date: 09/04/13 07:55

Parameter	Result	Qualifier	Units	RL	MDL
TCLP Semivolatiles by EPA 1311 - Westborough Lab for sample(s): 01 Batch: WG633530-1					
Hexachlorobenzene	ND		ug/l	10	3.2
2,4-Dinitrotoluene	ND		ug/l	25	2.2
Hexachlorobutadiene	ND		ug/l	10	4.0
Hexachloroethane	ND		ug/l	10	3.3
Nitrobenzene	ND		ug/l	10	2.5
2,4,6-Trichlorophenol	ND		ug/l	25	2.2
Pentachlorophenol	ND		ug/l	50	6.1
2-Methylphenol	ND		ug/l	25	2.6
3-Methylphenol/4-Methylphenol	ND		ug/l	25	2.4
2,4,5-Trichlorophenol	ND		ug/l	25	2.2
Pyridine	ND		ug/l	25	3.2

Surrogate	%Recovery	Qualifier	Acceptance Criteria
2-Fluorophenol	92		21-120
Phenol-d6	81		10-120
Nitrobenzene-d5	86		23-120
2-Fluorobiphenyl	87		15-120
2,4,6-Tribromophenol	98		10-120
4-Terphenyl-d14	93		33-120

Lab Control Sample Analysis

Batch Quality Control

Project Name: AOC3

Project Number: 610.26

Lab Number: L1317006

Report Date: 09/09/13

Parameter	LCS %Recovery	Qual	LCSD %Recovery	Qual	%Recovery Limits	RPD	Qual	RPD Limits
TCLP Semivolatiles by EPA 1311 - Westborough Lab Associated sample(s): 01 Batch: WG633530-2 WG633530-3								
Hexachlorobenzene	78		86		40-140	10		30
2,4-Dinitrotoluene	80		88		24-96	10		30
Hexachlorobutadiene	61		70		40-140	14		30
Hexachloroethane	55		60		40-140	9		30
Nitrobenzene	95		110		40-140	15		30
2,4,6-Trichlorophenol	84		98		30-130	15		30
Pentachlorophenol	67		96		9-103	**36**	Q	30
2-Methylphenol	75		88		30-130	16		30
3-Methylphenol/4-Methylphenol	76		87		30-130	13		30
2,4,5-Trichlorophenol	81		94		30-130	15		30
Pyridine	18		37		10-66	**69**	Q	30

Surrogate	LCS %Recovery	Qual	LCSD %Recovery	Qual	Acceptance Criteria
2-Fluorophenol	77		86		21-120
Phenol-d6	78		82		10-120
Nitrobenzene-d5	72		82		23-120
2-Fluorobiphenyl	73		85		15-120
2,4,6-Tribromophenol	92		104		10-120
4-Terphenyl-d14	79		88		33-120

PCBS

Project Name: AOC3 **Lab Number:** L1317006

Project Number: 610.26 **Report Date:** 09/09/13

SAMPLE RESULTS

Lab ID:	L1317006-01	Date Collected:	08/30/13 09:30
Client ID:	PHASE II-PURGE WATER	Date Received:	08/30/13
Sample Location:	GUILDERLAND, NY	Field Prep:	Not Specified
Matrix:	Water	Extraction Method:	EPA 3510C
Analytical Method:	1,8082A	Extraction Date:	09/03/13 23:01
Analytical Date:	09/04/13 13:52	Cleanup Method1:	EPA 3665A
Analyst:	JT	Cleanup Date1:	09/04/13
		Cleanup Method2:	EPA 3660B
		Cleanup Date2:	09/04/13

Parameter	Result	Qualifier	Units	RL	MDL	Dilution Factor	Column
Polychlorinated Biphenyls by GC - Westborough Lab							
Aroclor 1016	ND		ug/l	0.083	0.055	1	A
Aroclor 1221	ND		ug/l	0.083	0.053	1	A
Aroclor 1232	ND		ug/l	0.083	0.031	1	A
Aroclor 1242	ND		ug/l	0.083	0.060	1	A
Aroclor 1248	ND		ug/l	0.083	0.051	1	A
Aroclor 1254	ND		ug/l	0.083	0.034	1	A
Aroclor 1260	ND		ug/l	0.083	0.032	1	A
Aroclor 1262	ND		ug/l	0.083	0.029	1	A
Aroclor 1268	ND		ug/l	0.083	0.038	1	A

Surrogate	% Recovery	Qualifier	Acceptance Criteria	Column
2,4,5,6-Tetrachloro-m-xylene	58		30-150	A
Decachlorobiphenyl	95		30-150	A
2,4,5,6-Tetrachloro-m-xylene	61		30-150	B
Decachlorobiphenyl	87		30-150	B

Project Name: AOC3 **Lab Number:** L1317006

Project Number: 610.26 **Report Date:** 09/09/13

Method Blank Analysis
Batch Quality Control

Analytical Method: 1,8082A
Analytical Date: 09/04/13 14:08
Analyst: JT

Extraction Method: EPA 3510C
Extraction Date: 09/03/13 23:01
Cleanup Method1: EPA 3665A
Cleanup Date1: 09/04/13
Cleanup Method2: EPA 3660B
Cleanup Date2: 09/04/13

Parameter	Result	Qualifier	Units	RL	MDL	Column
Polychlorinated Biphenyls by GC - Westborough Lab for sample(s): 01 Batch: WG633455-1						
Aroclor 1016	ND		ug/l	0.083	0.055	A
Aroclor 1221	ND		ug/l	0.083	0.053	A
Aroclor 1232	ND		ug/l	0.083	0.031	A
Aroclor 1242	ND		ug/l	0.083	0.060	A
Aroclor 1248	ND		ug/l	0.083	0.051	A
Aroclor 1254	ND		ug/l	0.083	0.034	A
Aroclor 1260	ND		ug/l	0.083	0.032	A
Aroclor 1262	ND		ug/l	0.083	0.029	A
Aroclor 1268	ND		ug/l	0.083	0.038	A

Surrogate	%Recovery	Qualifier	Acceptance Criteria	Column
2,4,5,6-Tetrachloro-m-xylene	36		30-150	A
Decachlorobiphenyl	98		30-150	A
2,4,5,6-Tetrachloro-m-xylene	36		30-150	B
Decachlorobiphenyl	87		30-150	B

Lab Control Sample Analysis

Batch Quality Control

Project Name: AOC3

Project Number: 610.26

Lab Number: L1317006

Report Date: 09/09/13

Parameter	LCS %Recovery	Qual	LCSD %Recovery	Qual	%Recovery Limits	RPD	Qual	RPD Limits	Column
Polychlorinated Biphenyls by GC - Westborough Lab Associated sample(s): 01 Batch: WG633455-2 WG633455-3									
Aroclor 1016	80		77		40-140	4		50	A
Aroclor 1260	100		99		40-140	0		50	A

Surrogate	LCS %Recovery	Qual	LCSD %Recovery	Qual	Acceptance Criteria	Column
2,4,5,6-Tetrachloro-m-xylene	42		42		30-150	A
Decachlorobiphenyl	102		106		30-150	A
2,4,5,6-Tetrachloro-m-xylene	42		42		30-150	B
Decachlorobiphenyl	95		96		30-150	B

METALS

Project Name: AOC3 **Lab Number:** L1317006

Project Number: 610.26 **Report Date:** 09/09/13

SAMPLE RESULTS

Lab ID: L1317006-01 Date Collected: 08/30/13 09:30

Client ID: PHASE II-PURGE WATER Date Received: 08/30/13

Sample Location: GUILDERLAND, NY Field Prep: Not Specified

Matrix: Water TCLP/SPLP Ext. Date: 09/03/13 10:40

Parameter	Result	Qualifier	Units	RL	MDL	Dilution Factor	Date Prepared	Date Analyzed	Prep Method	Analytical Method	Analyst
TCLP Metals by EPA 1311 - Westborough Lab											
Arsenic, TCLP	ND		mg/l	1.0	0.02	1	09/03/13 12:59	09/03/13 18:38	EPA 3015	1,6010C	MG
Barium, TCLP	0.07	J	mg/l	0.50	0.03	1	09/03/13 12:59	09/03/13 18:38	EPA 3015	1,6010C	MG
Cadmium, TCLP	ND		mg/l	0.10	0.01	1	09/03/13 12:59	09/03/13 18:38	EPA 3015	1,6010C	MG
Chromium, TCLP	ND		mg/l	0.20	0.02	1	09/03/13 12:59	09/03/13 18:38	EPA 3015	1,6010C	MG
Lead, TCLP	ND		mg/l	0.50	0.02	1	09/03/13 12:59	09/03/13 18:38	EPA 3015	1,6010C	MG
Mercury, TCLP	ND		mg/l	0.0010	0.0003	1	09/05/13 08:05	09/05/13 11:38	EPA 7470A	1,7470A	DR
Selenium, TCLP	ND		mg/l	0.50	0.03	1	09/03/13 12:59	09/03/13 18:38	EPA 3015	1,6010C	MG
Silver, TCLP	ND		mg/l	0.10	0.02	1	09/03/13 12:59	09/03/13 18:38	EPA 3015	1,6010C	MG

Project Name: AOC3 **Lab Number:** L1317006

Project Number: 610.26 **Report Date:** 09/09/13

Method Blank Analysis
Batch Quality Control

Parameter	Result	Qualifier	Units	RL	MDL	Dilution Factor	Date Prepared	Date Analyzed	Analytical Method	Analyst
TCLP Metals by EPA 1311 - Westborough Lab for sample(s): 01 Batch: WG633321-1										
Arsenic, TCLP	ND		mg/l	1.0	0.02	1	09/03/13 12:59	09/03/13 18:30	1,6010C	MG
Barium, TCLP	ND		mg/l	0.50	0.03	1	09/03/13 12:59	09/03/13 18:30	1,6010C	MG
Cadmium, TCLP	ND		mg/l	0.10	0.01	1	09/03/13 12:59	09/03/13 18:30	1,6010C	MG
Chromium, TCLP	ND		mg/l	0.20	0.02	1	09/03/13 12:59	09/03/13 18:30	1,6010C	MG
Lead, TCLP	ND		mg/l	0.50	0.02	1	09/03/13 12:59	09/03/13 18:30	1,6010C	MG
Selenium, TCLP	ND		mg/l	0.50	0.03	1	09/03/13 12:59	09/03/13 18:30	1,6010C	MG
Silver, TCLP	ND		mg/l	0.10	0.02	1	09/03/13 12:59	09/03/13 18:30	1,6010C	MG

Prep Information

Digestion Method: EPA 3015

TCLP/SPLP Extraction Date: 09/03/13 10:40

Parameter	Result	Qualifier	Units	RL	MDL	Dilution Factor	Date Prepared	Date Analyzed	Analytical Method	Analyst
TCLP Metals by EPA 1311 - Westborough Lab for sample(s): 01 Batch: WG633659-1										
Mercury, TCLP	ND		mg/l	0.0002	0.0001	1	09/05/13 08:05	09/05/13 11:34	1,7470A	DR

Prep Information

Digestion Method: EPA 7470A

TCLP/SPLP Extraction Date: 09/03/13 10:40

Lab Control Sample Analysis

Batch Quality Control

Project Name: AOC3

Project Number: 610.26

Lab Number: L1317006

Report Date: 09/09/13

Parameter	LCS %Recovery	Qual	LCSD %Recovery	Qual	%Recovery Limits	RPD	Qual	RPD Limits
TCLP Metals by EPA 1311 - Westborough Lab Associated sample(s): 01 Batch: WG633321-2								
Arsenic, TCLP	100		-		75-125	-		20
Barium, TCLP	100		-		75-125	-		20
Cadmium, TCLP	100		-		75-125	-		20
Chromium, TCLP	100		-		75-125	-		20
Lead, TCLP	94		-		75-125	-		20
Selenium, TCLP	100		-		75-125	-		20
Silver, TCLP	96		-		75-125	-		20
TCLP Metals by EPA 1311 - Westborough Lab Associated sample(s): 01 Batch: WG633659-2								
Mercury, TCLP	84		-		80-120	-		

Matrix Spike Analysis
Batch Quality Control

Project Name: AOC3
Project Number: 610.26

Lab Number: L1317006
Report Date: 09/09/13

Parameter	Native Sample	MS Added	MS Found	MS %Recovery	Qual	MSD Found	MSD %Recovery	Qual	Recovery Limits	RPD	Qual	RPD Limits
TCLP Metals by EPA 1311 - Westborough Lab Associated sample(s): 01 QC Batch ID: WG633321-4 QC Sample: L1317006-01 Client ID: PHASE II-PURGE WATER												
Arsenic, TCLP	ND	1.2	1.2	100		-	-		75-125	-		20
Barium, TCLP	0.07J	20	19	95		-	-		75-125	-		20
Cadmium, TCLP	ND	0.51	0.49	96		-	-		75-125	-		20
Chromium, TCLP	ND	2	1.9	95		-	-		75-125	-		20
Lead, TCLP	ND	5.1	4.6	90		-	-		75-125	-		20
Selenium, TCLP	ND	1.2	1.2	100		-	-		75-125	-		20
Silver, TCLP	ND	0.5	0.47	94		-	-		75-125	-		20
TCLP Metals by EPA 1311 - Westborough Lab Associated sample(s): 01 QC Batch ID: WG633659-4 QC Sample: L1317006-01 Client ID: PHASE II-PURGE WATER												
Mercury, TCLP	ND	0.025	0.0252	101		-	-		70-130	-		20

Lab Duplicate Analysis
Batch Quality Control

Project Name: AOC3
Project Number: 610.26

Lab Number: L1317006
Report Date: 09/09/13

Parameter	Native Sample	Duplicate Sample	Units	RPD	Qual	RPD Limits
TCLP Metals by EPA 1311 - Westborough Lab Associated sample(s): 01 QC Batch ID: WG633321-3 QC Sample: L1317006-01 Client ID: PHASE II-PURGE WATER						
Arsenic, TCLP	ND	0.03J	mg/l	NC		20
Barium, TCLP	0.07J	0.07J	mg/l	NC		20
Cadmium, TCLP	ND	ND	mg/l	NC		20
Chromium, TCLP	ND	ND	mg/l	NC		20
Lead, TCLP	ND	ND	mg/l	NC		20
Selenium, TCLP	ND	ND	mg/l	NC		20
Silver, TCLP	ND	ND	mg/l	NC		20
TCLP Metals by EPA 1311 - Westborough Lab Associated sample(s): 01 QC Batch ID: WG633659-3 QC Sample: L1317006-01 Client ID: PHASE II-PURGE WATER						
Mercury, TCLP	ND	ND	mg/l	NC		20

INORGANICS
&
MISCELLANEOUS

Project Name: AOC3
Project Number: 610.26

Lab Number: L1317006
Report Date: 09/09/13

SAMPLE RESULTS

Lab ID: L1317006-01
Client ID: PHASE II-PURGE WATER
Sample Location: GUILDERLAND, NY
Matrix: Water

Date Collected: 08/30/13 09:30
Date Received: 08/30/13
Field Prep: Not Specified

Parameter	Result	Qualifier	Units	RL	MDL	Dilution Factor	Date Prepared	Date Analyzed	Analytical Method	Analyst
General Chemistry - Westborough Lab										
Chlorine, Total Residual	ND		mg/l	0.02	0.01	1	-	08/30/13 23:31	30,4500CL-D	EL
pH (H)	7.3		SU	-	NA	1	-	08/31/13 02:40	1,9040C	DE

Project Name: AOC3
Project Number: 610.26

Lab Number: L1317006
Report Date: 09/09/13

Method Blank Analysis
Batch Quality Control

Parameter	Result	Qualifier	Units	RL	MDL	Dilution Factor	Date Prepared	Date Analyzed	Analytical Method	Analyst
General Chemistry - Westborough Lab for sample(s): 01 Batch: WG632997-1										
Chlorine, Total Residual	ND		mg/l	0.02	0.01	1	-	08/30/13 23:31	30,4500CL-D	EL

Lab Control Sample Analysis

Batch Quality Control

Project Name: AOC3

Project Number: 610.26

Lab Number: L1317006

Report Date: 09/09/13

Parameter	LCS %Recovery	Qual	LCSD %Recovery	Qual	%Recovery Limits	RPD	Qual	RPD Limits
General Chemistry - Westborough Lab Associated sample(s): 01 Batch: WG632997-2								
Chlorine, Total Residual	93		-		90-110	-		
General Chemistry - Westborough Lab Associated sample(s): 01 Batch: WG633019-1								
pH	101		-		99-101	-		5

Lab Duplicate Analysis
Batch Quality Control

Project Name: AOC3
Project Number: 610.26

Lab Number: L1317006
Report Date: 09/09/13

Parameter	Native Sample	Duplicate Sample	Units	RPD	Qual	RPD Limits
General Chemistry - Westborough Lab Associated sample(s): 01 QC Batch ID: WG633019-2 QC Sample: L1316961-01 Client ID: DUP Sample						
pH	7.0	7.3	SU	4		5

Project Name: AOC3
Project Number: 610.26

Lab Number: L1317006
Report Date: 09/09/13

Sample Receipt and Container Information

Were project specific reporting limits specified? YES

Reagent H2O Preserved Vials Frozen on: NA

Cooler Information Custody Seal

Cooler	
A	Absent

Container Information

Container ID	Container Type	Cooler	pH	Temp deg C	Pres	Seal	Analysis(*)
L1317006-01A	Vial unpreserved	A	N/A	3.5	Y	Absent	TCLP-EXT-ZHE(14)
L1317006-01B	Vial unpreserved	A	N/A	3.5	Y	Absent	TCLP-EXT-ZHE(14)
L1317006-01C	Vial unpreserved	A	N/A	3.5	Y	Absent	TCLP-EXT-ZHE(14)
L1317006-01D	Plastic 250ml unpreserved	A	7	3.5	Y	Absent	PH-9040(1),TRC-4500(1)
L1317006-01E	Amber 1000ml unpreserved	A	7	3.5	Y	Absent	NYTCL-8082-1200ML(7)
L1317006-01F	Amber 1000ml unpreserved	A	7	3.5	Y	Absent	NYTCL-8082-1200ML(7)
L1317006-01G	Plastic 500ml unpreserved	A	7	3.5	Y	Absent	-
L1317006-01H	Amber 1000ml unpreserved	A	7	3.5	Y	Absent	-
L1317006-01I	Amber 1000ml unpreserved	A	7	3.5	Y	Absent	-
L1317006-01S	Vial HCl preserved split	A	N/A	3.5	Y	Absent	TCLP-VOA(14)
L1317006-01T	Vial HCl preserved split	A	N/A	3.5	Y	Absent	TCLP-VOA(14)
L1317006-01X	Plastic 250ml HNO3 preserved spl	A	<2	3.5	Y	Absent	CD-CI(180),AS-CI(180),BA-CI(180),HG-C(28),PB-CI(180),CR-CI(180),SE-CI(180),AG-CI(180)
L1317006-01Z	Amber 1000ml unpreserved split	A	N/A	3.5	Y	Absent	TCLP-8270(14)
L1317006-02A	Vial unpreserved	A	N/A	3.5	Y	Absent	HOLD(14)

Container Comments

L1317006-01D

L1317006-01T

*Values in parentheses indicate holding time in days

Project Name:	AOC3	**Lab Number:**	L1317006
Project Number:	610.26	**Report Date:**	09/09/13

GLOSSARY

Acronyms

EDL - Estimated Detection Limit: This value represents the level to which target analyte concentrations are reported as estimated values, when those target analyte concentrations are quantified below the reporting limit (RL). The EDL includes any adjustments from dilutions, concentrations or moisture content, where applicable. The use of EDLs is specific to the analysis of PAHs using Solid-Phase Microextraction (SPME).

EPA - Environmental Protection Agency.

LCS - Laboratory Control Sample: A sample matrix, free from the analytes of interest, spiked with verified known amounts of analytes or a material containing known and verified amounts of analytes.

LCSD - Laboratory Control Sample Duplicate: Refer to LCS.

LFB - Laboratory Fortified Blank: A sample matrix, free from the analytes of interest, spiked with verified known amounts of analytes or a material containing known and verified amounts of analytes.

MDL - Method Detection Limit: This value represents the level to which target analyte concentrations are reported as estimated values, when those target analyte concentrations are quantified below the reporting limit (RL). The MDL includes any adjustments from dilutions, concentrations or moisture content, where applicable.

MS - Matrix Spike Sample: A sample prepared by adding a known mass of target analyte to a specified amount of matrix sample for which an independent estimate of target analyte concentration is available.

MSD - Matrix Spike Sample Duplicate: Refer to MS.

NA - Not Applicable.

NC - Not Calculated: Term is utilized when one or more of the results utilized in the calculation are non-detect at the parameter's reporting unit.

NI - Not Ignitable.

RL - Reporting Limit: The value at which an instrument can accurately measure an analyte at a specific concentration. The RL includes any adjustments from dilutions, concentrations or moisture content, where applicable.

RPD - Relative Percent Difference: The results from matrix and/or matrix spike duplicates are primarily designed to assess the precision of analytical results in a given matrix and are expressed as relative percent difference (RPD). Values which are less than five times the reporting limit for any individual parameter are evaluated by utilizing the absolute difference between the values; although the RPD value will be provided in the report.

SRM - Standard Reference Material: A reference sample of a known or certified value that is of the same or similar matrix as the associated field samples.

Footnotes

1 - The reference for this analyte should be considered modified since this analyte is absent from the target analyte list of the original method.

Terms

Analytical Method: Both the document from which the method originates and the analytical reference method. (Example: EPA 8260B is shown as 1,8260B.) The codes for the reference method documents are provided in the References section of the Addendum.

Data Qualifiers

A - Spectra identified as "Aldol Condensation Product".

B - The analyte was detected above the reporting limit in the associated method blank. Flag only applies to associated field samples that have detectable concentrations of the analyte at less than ten times (10x) the concentration found in the blank. For MCP-related projects, flag only applies to associated field samples that have detectable concentrations of the analyte at less than ten times (10x) the concentration found in the blank. For DOD-related projects, flag only applies to associated field samples that have detectable concentrations of the analyte at less than ten times (10x) the concentration found in the blank AND the analyte was detected above one-half the reporting limit (or above the reporting limit for common lab contaminants) in the associated method blank. For NJ-Air-related projects, flag only applies to associated field samples that have detectable concentrations of the analyte above the reporting limit.

C - Co-elution: The target analyte co-elutes with a known lab standard (i.e. surrogate, internal standards, etc.) for co-extracted analyses.

D - Concentration of analyte was quantified from diluted analysis. Flag only applies to field samples that have detectable concentrations of the analyte.

E - Concentration of analyte exceeds the range of the calibration curve and/or linear range of the instrument.

G - The concentration may be biased high due to matrix interferences (i.e, co-elution) with non-target compound(s). The result should be considered estimated.

H - The analysis of pH was performed beyond the regulatory-required holding time of 15 minutes from the time of sample collection.

I - The lower value for the two columns has been reported due to obvious interference.

Report Format: DU Report with "J" Qualifiers

Project Name:	AOC3	**Lab Number:**	L1317006
Project Number:	610.26	**Report Date:**	09/09/13

Data Qualifiers

M - Reporting Limit (RL) exceeds the MCP CAM Reporting Limit for this analyte.

NJ - Presumptive evidence of compound. This represents an estimated concentration for Tentatively Identified Compounds (TICs), where the identification is based on a mass spectral library search.

P - The RPD between the results for the two columns exceeds the method-specified criteria.

Q - The quality control sample exceeds the associated acceptance criteria. For DOD-related projects, LCS and/or Continuing Calibration Standard exceedences are also qualified on all associated sample results. Note: This flag is not applicable for matrix spike recoveries when the sample concentration is greater than 4x the spike added or for batch duplicate RPD when the sample concentrations are less than 5x the RL. (Metals only.)

R - Analytical results are from sample re-analysis.

RE - Analytical results are from sample re-extraction.

S - Analytical results are from modified screening analysis.

J - Estimated value. The Target analyte concentration is below the quantitation limit (RL), but above the Method Detection Limit (MDL) or Estimated Detection Limit (EDL) for SPME-related analyses. This represents an estimated concentration for Tentatively Identified Compounds (TICs).

ND - Not detected at the method detection limit (MDL) for the sample, or estimated detection limit (EDL) for SPME-related analyses.

Report Format: DU Report with "J" Qualifiers

Project Name:	AOC3	**Lab Number:**	L1317006
Project Number:	610.26	**Report Date:**	09/09/13

REFERENCES

1 Test Methods for Evaluating Solid Waste: Physical/Chemical Methods. EPA SW-846. Third Edition. Updates I - IV, 2007.

30 Standard Methods for the Examination of Water and Wastewater. APHA-AWWA-WPCF. 18th Edition. 1992.

LIMITATION OF LIABILITIES

Alpha Analytical performs services with reasonable care and diligence normal to the analytical testing laboratory industry. In the event of an error, the sole and exclusive responsibility of Alpha Analytical shall be to re-perform the work at it's own expense. In no event shall Alpha Analytical be held liable for any incidental, consequential or special damages, including but not limited to, damages in any way connected with the use of, interpretation of, information or analysis provided by Alpha Analytical.

We strongly urge our clients to comply with EPA protocol regarding sample volume, preservation, cooling, containers, sampling procedures, holding time and splitting of samples in the field.

Certificate/Approval Program Summary

Last revised August 29, 2013 - Westboro Facility

The following list includes only those analytes/methods for which certification/approval is currently held.
For a complete listing of analytes for the referenced methods, please contact your Alpha Customer Service Representative.

Connecticut Department of Public Health Certificate/Lab ID: PH-0574. ***NELAP Accredited Solid Waste/Soil.***

Drinking Water (Inorganic Parameters: Color, pH, Turbidity, Conductivity, Alkalinity, Chloride, Free Residual Chlorine, Fluoride, Calcium Hardness, Sulfate, Nitrate, Nitrite, Aluminum, Antimony, Arsenic, Barium, Beryllium, Cadmium, Calcium, Chromium, Copper, Iron, Lead, Magnesium, Manganese, Mercury, Nickel, Selenium, Silver, Sodium, Thallium, Zinc, Total Dissolved Solids, Total Organic Carbon, Total Cyanide, Perchlorate. Organic Parameters: Volatile Organics 524.2, Total Trihalomethanes 524.2, 1,2-Dibromo-3-chloropropane (DBCP) 504.1, Ethylene Dibromide (EDB) 504.1, 1,4-Dioxane (Mod 8270). Microbiology Parameters: Total Coliform-MF mEndo (SM9222B), Total Coliform – Colilert (SM9223, Enumeration and P/A), E. Coli. – Colilert (SM9223, Enumeration and P/A), HPC – Pour Plate (SM9215B), Fecal Coliform – MF m-FC (SM9222D), Fecal Coliform-EC Medium (SM 9221E).

Wastewater/Non-Potable Water (Inorganic Parameters: Color, pH, Conductivity, Acidity, Alkalinity, Chloride, Total Residual Chlorine, Fluoride, Total Hardness, Silica, Sulfate, Sulfide, Ammonia, Kjeldahl Nitrogen, Nitrate, Nitrite, O-Phosphate, Total Phosphorus, Aluminum, Antimony, Arsenic, Barium, Beryllium, Boron, Cadmium, Calcium, Chromium, Hexavalent Chromium, Cobalt, Copper, Iron, Lead, Magnesium, Manganese, Mercury, Molybdenum, Nickel, Potassium, Selenium, Silver, Sodium, Strontium, Thallium, Tin, Titanium, Vanadium, Zinc, Total Residue (Solids), Total Dissolved Solids, Total Suspended Solids (non-filterable), BOD, CBOD, COD, TOC, Total Cyanide, Phenolics, Foaming Agents (MBAS), Bromide, Oil and Grease. Organic Parameters: PCBs, Organochlorine Pesticides, Technical Chlordane, Toxaphene, Acid Extractables (Phenols), Benzidines, Phthalate Esters, Nitrosamines, Nitroaromatics & Isophorone, Polynuclear Aromatic Hydrocarbons, Haloethers, Chlorinated Hydrocarbons, Volatile Organics, TPH (HEM/SGT), CT-Extractable Petroleum Hydrocarbons (ETPH), MA-EPH, MA-VPH. Microbiology Parameters: Total Coliform – MF mEndo (SM9222B), Total Coliform – MTF (SM9221B), E. Coli – Colilert (SM9223 Enumeration), HPC – Pour Plate (SM9215B), Fecal Coliform – MF m-FC (SM9222D), Fecal Coliform – A-1 Broth (SM9221E), Enterococcus - Enterolert.

Solid Waste/Soil (Inorganic Parameters: pH, Sulfide, Aluminum, Antimony, Arsenic, Barium, Beryllium, Boron, Cadmium, Calcium, Chromium, Hexavalent Chromium, Cobalt, Copper, Iron, Lead, Magnesium, Manganese, Mercury, Molybdenum, Nickel, Potassium, Selenium, Silver, Sodium, Thallium, Tin, Vanadium, Zinc, Total Cyanide, Ignitability, Phenolics, Corrosivity, TCLP Leach (1311), SPLP Leach (1312 metals only), Reactivity. Organic Parameters: PCBs, PCBs in Oil, Organochlorine Pesticides, Technical Chlordane, Toxaphene, CT-Extractable Petroleum Hydrocarbons (ETPH), MA-EPH, MA-VPH, Dicamba, 2,4-D, 2,4,5-T, 2,4,5-TP(Silvex), Dalapon, Volatile Organics (SW 8260), Acid Extractables (Phenols) (SW 8270), Benzidines (SW 8270), Phthalates (SW 8270), Nitrosamines (SW 8270), Nitroaromatics & Cyclic Ketones (SW 8270), PAHs (SW 8270), Haloethers (SW 8270), Chlorinated Hydrocarbons (SW 8270).)

State of Illinois Certificate/Lab ID: 003155. ***NELAP Accredited.***
Drinking Water (Inorganic Parameters: SM2120B, 2320B, 2510B, 2540C, SM4500CN-CE, 4500F-C, 4500H-B, 4500NO3-F, 5310C, EPA 200.7, 200.8, 245.1, 300.0. Organic Parameters: EPA 504.1, 524.2.)

Wastewater/Non-Potable Water (Inorganic Parameters: SM2120B, 2310B, 2320B, 2340B, 2510B, 2540B, 2540C, 2540D, SM4500CL-E, 4500CN-E, 4500F-C, 4500H-B, 4500NH3-H, 4500NO2-B, 4500NO3-F, 4500P-E, 4500S-D, 4500SO3-B, 5210B, 5220D, 5310C, 5540C, EPA 120.1, 1664A, 200.7, 200.8, 245.1, 300.0, 350.1, 351.1, 353.2, 410.4, 420.1. Organic Parameters: EPA 608, 624, 625.)

Hazardous and Solid Waste (Inorganic Parameters: EPA 1010A, 1030, 1311, 1312, 6010C, 6020A, 7196A, 7470A, 7471B, 9012B, 9014, 9038, 9040C, 9045D, 9050A, 9065, 9251. Organic Parameters: 8011 (NPW only), 8015C, 8081B, 8082A, 8151A, 8260C, 8270D, 8315A, 8330.)

Maine Department of Human Services Certificate/Lab ID: 2009024.
Drinking Water (Inorganic Parameters: SM9215B, 9222D, 9223B, EPA 180.1, 353.2, SM2120B, 2130B, 2320B, 2510C, 2540C, 4500Cl-D, 4500CN-C, 4500CN-E, 4500F-C, 4500H+B, 4500NO3-F, 5310C, EPA 200.7, EPA 200.8, 245.1, EPA 300.0. Organic Parameters: 504.1, 524.2.)

Wastewater/Non-Potable Water (Inorganic Parameters: EPA 120.1, 1664A, 300.0, 350.1, 351.1, 353.2, 410.4, 420.1, 8315A, 9010C, SM2120B, 2310B, 2320B, 2510B, 2540B, 2540C, 2540D, 426C, 4500Cl-E, 4500CN-C, 4500CN-E, 4500F-B, 4500F-C, 4500H+B, 4500Norg-C, 4500NH3-B, 4500NH3-H, 4500NO2-B, 4500NO3-F, 4500P-B, 4500P-E, 4500S2-D, 4500SO3-B, 5540C, 5210B, 5220D, 5310C, 9010B, 9030B, 9040C, 7470A, 7196A, 2340B, EPA 200.7, 6010C, 200.8, 6020A, 245.1, 1311, 1312, 3005A, Enterolert, 9223B, 9222D. Organic Parameters: 608, 624, 625, 8011, 8081B, 8082A, 8330, 8151A, 8260C, 8270D, 3510C, 3630C, 5030B, ME-DRO, ME-GRO, MA-EPH, MA-VPH.)

Solid Waste/Soil (Inorganic Parameters: 9010B, 9012A, 9014, 9040B, 9045C, 6010C, 6020A, 7471B, 7196A, 9050A, 1010, 1030, 9065, 1311, 1312, 3005A, 3050B, 9038, 9251. Organic Parameters: ME-DRO, ME-GRO, MA-EPH, MA-VPH, 8260C, 8270D, 8330, 8151A, 8081B, 8082A, 3540C, 3546, 3580A, 3620C, 3630C, 5030B, 5035.)

Massachusetts Department of Environmental Protection Certificate/Lab ID: M-MA086.
*Drinking Water (*Inorganic Parameters: (EPA 200.8 for: Sb,As,Ba,Be,Cd,Cr,Cu,Pb,Ni,Se,Tl) (EPA 200.7 for: Ba,Be,Ca,Cd,Cr,Cu,Na,Ni) 245.1, (300.0 for: Nitrate-N, Fluoride, Sulfate); (EPA 353.2 for: Nitrate-N, Nitrite-N); (SM4500NO3-F for: Nitrate-N and Nitrite-N); 4500F-C, 4500CN-CE, EPA 180.1, SM2130B, SM4500Cl-D, 2320B, SM2540C, SM4500H-B. Organic Parameters: (EPA 524.2 for: Trihalomethanes, Volatile Organics); (504.1 for: 1,2-Dibromoethane, 1,2-Dibromo-3-Chloropropane), EPA 332. Microbiology Parameters: SM9215B; ENZ. SUB. SM9223; ColilertQT SM9223B; MF-SM9222D.)

*Non-Potable Water (*Inorganic Parameters:, (EPA 200.8 for: Al,Sb,As,Be,Cd,Cr,Cu,Pb,Mn,Ni,Se,Ag,Tl,Zn); (EPA 200.7 for: Al,Sb,As,Be,Cd,Ca,Cr,Co,Cu,Fe,Pb,Mg,Mn,Mo,Ni,K,Se,Ag,Na,Sr,Ti,Tl,V,Zn); 245.1, SM4500H,B, EPA 120.1, SM2510B, 2540C, 2340B, 2320B, 4500CL-E, 4500F-BC, 426C, SM4500NH3-BH, (EPA 350.1 for: Ammonia-N), LACHAT 10-107-06-1-B for Ammonia-N, SM4500NO3-F, 353.2 for Nitrate-N, SM4500NH3-BC-NES, EPA 351.1, SM4500P-E, 4500P-B,E, 5220D, EPA 410.4, SM 5210B, 5310C, 4500CL-D, EPA 1664, SM14 510AC, EPA 420.1, SM4500-CN-CE, SM2540D.
Organic Parameters: (EPA 624 for Volatile Halocarbons, Volatile Aromatics),(608 for: Chlordane, Toxaphene, Aldrin, alpha-BHC, beta-BHC, gamma-BHC, delta-BHC, Dieldrin, DDD, DDE, DDT,Endosulfan I, Endosulfan II, Endosulfan sulfate, Endrin, Endrin Aldehyde, Heptachlor, Heptachlor Epoxide, PCBs-Water), (EPA 625 for SVOC Acid Extractables and SVOC Base/Neutral Extractables), 600/4-81-045-PCB-Oil. Microbiology Parameters: (ColilertQT SM9223B; Enterolert-QT: SM9222D-MF.)

New Hampshire Department of Environmental Services Certificate/Lab ID: 200307. ***NELAP Accredited.***
Drinking Water (Inorganic Parameters: SM 9222B, 9223B, 9215B, EPA 200.7, 200.8, 300.0, SM4500CN-E, 4500H+B, 4500NO3-F, 2320B, 2510B, 2540C, 4500F-C, 5310C, 2120B, EPA 332.0. Organic Parameters: 504.1, 524.2.)

Non-Potable Water (Inorganic Parameters: SM9222D, 9221B, 9222B, 9221E-EC, EPA 3005A, 200.7, 200.8, 245.1, SW-846 6010C, 6020A, 7196A, 7470A, SM3500-CR-D, EPA 120.1, 300.0, 350.1, 350.2, 351.1, 353.2, 410.4, 420.1, 426C, 1664A, SW-846 9010B, 9010C, 9030, 9040B, 9040C, SM2120B, 2310B, 2320B, 2340B, 2540B, 2540D, 4500H+B, 4500CL-E, 4500CN-E, 4500NH3-H, 4500NO3-F, 4500NO2-B, 4500P-E, 4500-S2-D, 4500SO3-B, 5210B, 5220D, 2510B, 2540C, 4500F-C, 5310C, 5540C, LACHAT 10-204-00-1-A, LACHAT 10-107-06-2-D, 3060A. Organic Parameters: SW-846 3510C, 3630C, 5030B, 8260C, 8270D, 8330, EPA 624, 625, 608, SW-846 8082A, 8081B, 8015C, 8151A, 8330, 8270D-SIM.)

Solid & Chemical Materials (Inorganic Parameters: SW-846 6010C, 6020A, 7196A, 7471B, 1010, 1010A, 1030, 9010C, 9012B, 9014, 9030B, 9040C, 9045C, 9045D, 9050, 9065, 9251, 1311, 1312, 3005A, 3050B, 3060A. Organic Parameters: SW-846 3540C, 3546, 3050B, 3580A, 3620D, 3630C, 5030B, 5035, 8260C, 8270D, 8270D-SIM, 8330, 8151A, 8015B, 8015C, 8082A, 8081B.)

New Hampshire Department of Environmental Services Certificate/Lab ID: 2064. ***NELAP Accredited.***
Drinking Water (Organic Parameters: **EPA 524.2:** Di-isopropyl ether (DIPE), Ethyl-t-butyl ether (ETBE), Tert-amyl methyl ether (TAME)).

Non-Potable Water (Organic Parameters: **EPA 8260C:** 1,3,5-Trichlorobenzene. **EPA 8015C(M):** TPH.)

Solid & Chemical Materials (Organic Parameters: **EPA 8260C:** 1,3,5-Trichlorobenzene.)

New Jersey Department of Environmental Protection Certificate/Lab ID: MA935. ***NELAP Accredited.***
Drinking Water (Inorganic Parameters: SM9222B, 9221E, 9223B, 9215B, 4500CN-CE, 4500NO3-F, 4500F-C, EPA 300.0, 200.7, 200.8, 245.1, 2540C, SM2120B, 2320B, 2510B, 5310C, SM4500H-B. Organic Parameters: EPA 332, 504.1, 524.2.)

Non-Potable Water (Inorganic Parameters: SM5210B, EPA 410.4, SM5220D, 4500Cl-E, EPA 300.0, SM2120B, 2340B, SM4500F-BC, EPA 200.7, 200.8, 351.1, LACHAT 10-107-06-2-D, EPA 353.2, SM4500NO3-F, 4500NO2-B, EPA 1664A, SM5310B, C or D, 4500-PE, EPA 420.1, SM510ABC, SM4500P-B5+E, 2540B, 2540C, 2540D, EPA 120.1, SM2510B, SM15 426C, 9222D, 9221B, 9221C, 9221E, 9222B, 9215B, 2310B, 2320B, 4500NH3-H, 4500-S D, EPA 350.1, 350.2, SW-846 1312, 7470A, 5540C, SM4500H-B, 4500SO3-B, SM3500Cr-D, 4500CN-CE, EPA 245.1, SW-846 9040B, 9040C, 3005A, 3015, EPA 6010B, 6010C, 6020, 6020A, 7196A, 3060A, SW-846 9010C, 9030B. Organic Parameters: SW-846 8260B, 8260C, 8270C, 8270D, 8270C-SIM, 8270D-SIM, 3510C, EPA 608, 624, 625, SW-846 3630C, 5030B, 8011, 8015C, 8081A, 8081B, 8082, 8082A, 8151A, 8330, 1,4-Dioxane by NJ Modified 8270, 8015B, NJ EPH.)

Solid & Chemical Materials (Inorganic Parameters: SW-846, 6010B, 6010C, 6020, 6020A, 7196A, 3060A, 9030B, 1010, 1010A, 1030, 1311, 1312, 3005A, 3050B, 7471A, 7471B, 9010C, 9012B, 9014, 9038, 9040B, 9040C, 9045C, 9045D,

9050A, 9065, 9251. Organic Parameters: SW-846 8015B, 8015C, 8081A, 8081B, 8082, 8082A, 8151A, 8330, 8260B, 8260C, 8270C, 8270D, 8270C-SIM, 8270D-SIM, 3540C, 3546, 3580A, 3620C, 3630C, 5030B, 5035L, 5035H, NJ EPH.)

New York Department of Health Certificate/Lab ID: 11148. ***NELAP Accredited.***
Drinking Water (Inorganic Parameters: SM9223B, 9222B, 9215B, EPA 200.8, 200.7, 245.1, SM5310C, EPA 332.0, SM2320B, EPA 300.0, SM2120B, 4500CN-E, 4500F-C, 4500NO3-F, 2540C, SM 2510B. Organic Parameters: EPA 524.2, 504.1.)

Non-Potable Water (Inorganic Parameters: SM9221E, 9222D, 9221B, 9222B, 9215B, 5210B, 5310C, EPA 410.4, SM5220D, 2310B, 2320B, EPA 200.7, 300.0, SM4500CL-E, 4500F-C, SM15 426C, EPA 350.1, SM4500NH3-BH, EPA 351.1, LACHAT 10-107-06-2, EPA 353.2, SM4500-NO3-F, 4500-NO2-B, 4500P-E, 2340B, 2540C, 2540B, 2540D, EPA 200.8, EPA 6010C, 6020A, EPA 7196A, SM3500Cr-D, EPA 245.1, 7470A, SM2120B, 4500CN-CE, EPA 1664A, EPA 420.1, SM14 510C, EPA 120.1, SM2510B, SM4500S-D, SM5540C, EPA 8315A, 3005A, 3015, 9010C, 9030B. Organic Parameters: EPA 624, 8260C, 8270D, 8270D-SIM, 625, 608, 8081B, 8151A, 8330, 8082A, EPA 3510C, 5030B, 8015C, 8011.)

Solid & Hazardous Waste (Inorganic Parameters: EPA 1010A, 1030, EPA 6010C, 6020A, 7196A, 7471B, 8315A, 9012B, 9014, 9065, 9050A, 9038, 9251, EPA 1311, 1312, 3005A, 3050B, 9010C, 9030B, 9040C, 9045D. Organic Parameters: EPA 8260C, 8270D, 8270D-SIM, 8015C, 8081B, 8151A, 8330, 8082A, 3540C, 3546, 3580A, 5035A-H, 5035A-L.)

North Carolina Department of the Environment and Natural Resources Certificate/Lab ID : 666. (Inorganic Parameters: SM2310B, 2320B, 4500Cl-E, 4500Cn-E, 9012B, 9014, Lachat 10-204-00-1-X, 1010A, 1030, 4500NO3-F, 353.2, 4500P-E, 4500SO4-E, 300.0, 4500S-D, 5310B, 5310C, 6010C, 6020A, 200.7, 200.8, 3500Cr-B, 7196A, 245.1, 7470A, 7471B, 1311,1312. Organic Parameters: 608, 8081B, 8082A, 624, 8260B, 625, 8270D, 8151A, 8015C, 504.1, MA-EPH, MA-VPH.)

Drinking Water Program Certificate/Lab ID: 25700. (Inorganic Parameters: Chloride EPA 300.0. Organic Parameters: 524.2)

Pennsylvania Department of Environmental Protection Certificate/Lab ID : 68-03671. ***NELAP Accredited.***
Drinking Water (Inorganic Parameters: 200.7, 200.8, 300.0, 332.0, 2120B, 2320B, 2510B, 2540C, 4500-CN-CE, 4500F-C, 4500H+-B, 4500NO3-F, 5310C. Organic Parameters: EPA 524.2, 504.1)

Non-Potable Water (Inorganic Parameters: EPA 120.1, 1312, 3005A,3015, 3060A, 200.7, 200.8, 410.4, 1664A, SM2540D, 5210B, 5220D, 4500-P,BE, 245.1, 300.0, 350.1, 350.2, 351.1, 353.2, 420.1, 6010C, 6020A, 7196A, 7470A, 9030B, 2120B, 2310B, 2320B, 2510B, 2540B, 2540C, 3500Cr-D, 426C, 4500CN-CE, 4500Cl-E, 4500F-B, 4500F-C, 4500H+-B, 4500NH3-H, 4500NO2-B, 4500NO3-F, 4500S-D, 4500SO3-B, 5310BCD, 5540C, 9010C, 9040C. Organic Parameters: EPA 3510C, 3630C, 5030B, 625, 624, 608, 8081B, 8082A, 8151A, 8260C, 8270D, 8270D-SIM, 8330, 8015C, NJ-EPH.)

Solid & Hazardous Waste (Inorganic Parameters: EPA 350.1, 1010, 1030, 1311, 1312, 3005A, 3050B, 3060A, 6010C, 6020A, 7196A, 7471B, 9010C, 9012B, 9014, 9040B, 9045D, 9050A, 9065, SM 4500NH3-BH, 9030B, 9038, 9251. Organic Parameters: 3540C, 3546, 3580A, 3620C, 3630C, 5035, 8015C, 8081B, 8082A, 8151A, 8260C, 8270D, 8270D-SIM, 8330, NJ-EPH.)

Rhode Island Department of Health Certificate/Lab ID: LAO00065. ***NELAP Accredited via NJ-DEP.***
Refer to MA-DEP Certificate for Potable and Non-Potable Water.
Refer to NJ-DEP Certificate for Potable and Non-Potable Water.

Texas Commisson on Environmental Quality Certificate/Lab ID: T104704476. ***NELAP Accredited.***
Non-Potable Water (Inorganic Parameters: EPA 120.1, 1664, 200.7, 200.8, 245.1, 245.2, 300.0, 350.1, 351.1, 353.2, 410.4, 420.1, 6010, 6020, 7196, 7470, 9040, SM 2120B, 2310B, 2320B, 2510B, 2540B, 2540C, 2540D, 426C, 4500CL-E, 4500CN-E, 4500F-C, 4500H+B, 4500NH3-H, 4500NO2B, 4500P-E, 4500 $S2^{-}$D, 510C, 5210B, 5220D, 5310C, 5540C. Organic Parameters: EPA 608, 624, 625, 8081, 8082, 8151, 8260, 8270, 8330.)

Solid & Hazardous Waste (Inorganic Parameters: EPA 1311, 1312, 9012, 9014, 9040, 9045, 9050, 9065.)

Virginia Division of Consolidated Laboratory Services Certificate/Lab ID: 460195. ***NELAP Accredited.***
Drinking Water (Inorganic Parameters: EPA 200.7, 200.8, 300.0, 2510B, 2120B, 2540C, 4500CN-CE, 245.1, 2320B, 4500F-C, 4500NO3-F, 4500H+B, 5310C. Organic Parameters: EPA 504.1, 524.2.)

Non-Potable Water (Inorganic Parameters: EPA 120.1, 1664A, 200.7, 200.8, 245.1, 300.0, 350.1, 351.1, 351.2, 3005A, 3015, 1312, 6010B, 6010C, 3060A, 353.2, 420.1, 2340B, 6020, 6020A, SM4500S-D, SM4500-CN-CE, Lachat 10-204-00-1-X, 7196A, 7470A, 2310B, 2320B, 2510B, 2540B, 2540C, 2540D, 3500Cr-D, 426C, 4500Cl-E, 4500F-B, 4500F-C, 4500NH3-H, 4500NO2-B, 4500NO3-F, 4500 SO3-B, 4500H-B, 4500PE, 510AC, 5210B, 5310B 5310C, 5540C, 9010Cm

9030B, 9040C. Organic Parameters: EPA 3510C, 3630C, 5030B, 8260B, 608, 624, 625, 8011, 8015C, 8081A, 8081B, 8082, 8082A, 8151A, 8260C, 8270C, 8270D, 8270C-SIM, 8270D-SIM, 8330,)

Solid & Hazardous Waste (Inorganic Parameters: EPA 1010A, 1030, 3060A, 3050B, 1311, 1312, 6010B, 6010C, 6020, , 7196A, 7471A, 7471B, 6020A, 9010C, 9012B, 9030B, 9014, 9038, 9040C, 9045D, 9251, 9050A, 9065. Organic Parameters: EPA 5030B, 5035, 3540C, 3546, 3550B, 3580A, 3620C, 3630C, 6020A, 8260B, 8260C, 8015B, 8015C, 8081A, 8081B, 8082, 8082A, 8151A, 8270C, 8270D, 8270C-SIM, 8270D-SIM, 8330.)

Department of Defense, L-A-B Certificate/Lab ID: L2217.
Drinking Water (Inorganic Parameters: SM 4500H-B. Organic Parameters: EPA 524.2, 504.1.)

Non-Potable Water (Inorganic Parameters: EPA 200.7, 200.8, 6010C, 6020A, 245.1, 7470A, 9040B, 9010B, 180.1, 300.0, 332.0, 6860, 351.1, 353.2, 9060, 1664A, SM 4500CN-E, 4500H-B, 4500Norg-C, 4500NO3-F, 5310C, 2130B, 2320B, 2340B, 2540C, 5540C, 3005A, 3015, 9056, 7196A, 3500-Cr-D. Organic Parameters: EPA 8015C, 8151A, 8260C, 8270D, 8270D-SIM, 8330A, 8082A, 8081B, 3510C, 5030B, MassDEP EPH, MassDEP VPH.)

Solid & Hazardous Waste (Inorganic Parameters: EPA 200.7, 6010C, 6020A, 7471A, 6860, 1311, 1312, 3050B, 7196A, 9040B, 9045C, 9010C, 9012B, 9251, SM3500-CR-D, 4500CN-CE, 2540G, Organic Parameters: EPA 8015C, 8151A, 8260C, 8270D, 8270D-SIM, 8330A/B-prep, 8082A, 8081B, 3540C, 3546, 3580A, 5035A, MassDEP EPH, MassDEP VPH.)

The following analytes are not included in our current NELAP/TNI Scope of Accreditation:
EPA 524.2: Acetone, 2-Butanone (Methyl ethyl ketone (MEK)), Tert-butyl alcohol, 2-Hexanone, Tetrahydrofuran, 1,3,5-Trichlorobenzene, 4-Methyl-2-pentanone (MIBK), Carbon disulfide, Diethyl ether. **EPA 8260B:** 1,2,4,5-Tetramethylbenzene, 4-Ethyltoluene. **EPA 8260 Non-potable water matrix:** Iodomethane (methyl iodide), Methyl methacrylate. **EPA 8260 Soil matrix:** Tert-amyl methyl ether (TAME), Diisopropyl ether (DIPE), Azobenzene. **EPA 8330A:** PETN, Picric Acid, Nitroglycerine, 2,6-DANT, 2,4-DANT. **EPA 8270C:** Methyl naphthalene, Dimethyl naphthalene, Total Methylnapthalenes, Total Dimethylnaphthalenes, 1,4-Diphenylhydrazine. **EPA 625:** 4-Chloroaniline, 4-Methylphenol. Total Phosphorus in a soil matrix, TKN in a soil matrix, NO2 in a soil matrix, NO3 in a soil matrix. **EPA 9071:** Total Petroleum Hydrocarbons, Oil & Grease.

CHAIN OF CUSTODY

PAGE 1 OF 1

ALPHA ANALYTICAL
WESTBORO, MA TEL: 508-898-9220 FAX: 508-898-9193
MANSFIELD, MA TEL: 508-822-9300 FAX: 508-822-3288

Date Rec'd in Lab: 8/30/13

ALPHA Job #: L1317006

Client Information

Client: H2H Associates
Address: 179 River Street Troy NY
Phone: 518 270-1620
Fax:
Email: lhoose@H2HAssociates.com

☒ These samples have been previously analyzed by Alpha

Project Information

Project Name: AOC 3
Project Location: Guilderland NY
Project #: 610.26
Project Manager: Lori Hoose
ALPHA Quote #:

Turn-Around Time

☒ Standard ☐ RUSH (only confirmed if pre-approved!)
Date Due: 9/9/13 Time:

Report Information - Data Deliverables

☐ FAX ☐ EMAIL
☒ ADEx ☐ Add'l Deliverables

Billing Information

☑ Same as Client info PO #:

Regulatory Requirements/Report Limits

State /Fed Program	Criteria

Other Project Specific Requirements/Comments/Detection Limits:

ALPHA Lab ID (Lab Use Only)	Sample ID	Collection Date	Collection Time	Sample Matrix	Sampler's Initials	ANALYSIS: TCLP Metals	pH	TRC	TCLP SVOC	TCLP VOC	PCBs	SAMPLE HANDLING	TOTAL # BOTTLES
17006-01	Phase II - Purge Water	8/30/13	0930	W	LAH	1	1	2	3	2		Sample Specific Comments	9

SAMPLE HANDLING
Filtration
☐ Done ☐ Not needed ☐ Lab to do
Preservation
☐ Lab to do
(Please specify below)

Container Type													
Preservative													

Relinquished By:	Date/Time	Received By:	Date/Time
Lori Hoose	8/30/13 1754		8/30/13 1117
	8/30/13 1754		8/30/13 1754
	8/30/13 2019		8/30/13 2019

Please print clearly, legibly and completely. Samples can not be logged in and turnaround time clock will not start until any ambiguities are resolved. All samples submitted are subject to Alpha's Terms and Conditions. See reverse side.

FORM NO: 01-01 (rev. 14-OCT-07)

ANALYTICAL REPORT

Lab Number:	L1403941
Client:	H2H Associates, LLC 179 River Street Troy, NY 12189
ATTN:	Lori Hoose
Phone:	(518) 270-1620
Project Name:	NEIP/AOC 3
Project Number:	610.27
Report Date:	02/28/14

The original project report/data package is held by Alpha Analytical. This report/data package is paginated and should be reproduced only in its entirety. Alpha Analytical holds no responsibility for results and/or data that are not consistent with the original.

Certifications & Approvals: NY (11627), CT (PH-0141), NH (2206), NJ NELAP (MA015), RI (LAO00299), PA (68-02089), LA NELAP (03090), FL (E87814), TX (T104704419), WA (C954), DOD (L2217.01), USDA (Permit #P330-11-00109), US Army Corps of Engineers.

320 Forbes Boulevard, Mansfield, MA 02048-1806
508-822-9300 (Fax) 508-822-3288 800-624-9220 - www.alphalab.com

Project Name: NEIP/AOC 3
Project Number: 610.27

Lab Number: L1403941
Report Date: 02/28/14

Alpha Sample ID	Client ID	Sample Location	Collection Date/Time
L1403941-01	SG-8	GUILDERLAND, NY	02/20/14 16:18
L1403941-02	SG-9	GUILDERLAND, NY	02/20/14 16:23
L1403941-03	DUP-2-20-14-1	GUILDERLAND, NY	02/20/14 00:00
L1403941-04	SG-7	GUILDERLAND, NY	02/20/14 13:42

Project Name: NEIP/AOC 3
Project Number: 610.27

Lab Number: L1403941
Report Date: 02/28/14

Case Narrative

The samples were received in accordance with the Chain of Custody and no significant deviations were encountered during the preparation or analysis unless otherwise noted. Sample Receipt, Container Information, and the Chain of Custody are located at the back of the report.

Results contained within this report relate only to the samples submitted under this Alpha Lab Number and meet all of the requirements of NELAC, for all NELAC accredited parameters. The data presented in this report is organized by parameter (i.e. VOC, SVOC, etc.). Sample specific Quality Control data (i.e. Surrogate Spike Recovery) is reported at the end of the target analyte list for each individual sample, followed by the Laboratory Batch Quality Control at the end of each parameter. If a sample was re-analyzed or re-extracted due to a required quality control corrective action and if both sets of data are reported, the Laboratory ID of the re-analysis or re-extraction is designated with an "R" or "RE", respectively. When multiple Batch Quality Control elements are reported (e.g. more than one LCS), the associated samples for each element are noted in the grey shaded header line of each data table. Any Laboratory Batch, Sample Specific % recovery or RPD value that is outside the listed Acceptance Criteria is bolded in the report. Performance criteria for CAM and RCP methods allow for some LCS compound failures to occur and still be within method compliance. In these instances, the specific failures are not narrated but are noted in the associated QC table. This information is also incorporated in the Data Usability format for our Data Merger tool where it can be reviewed along with any associated usability implications. Soil/sediments, solids and tissues are reported on a dry weight basis unless otherwise noted. Definitions of all data qualifiers and acronyms used in this report are provided in the Glossary located at the back of the report.

In reference to questions H (CAM) or 4 (RCP) when "NO" is checked, the performance criteria for CAM and RCP methods allow for some quality control failures to occur and still be within method compliance. In these instances the specific failure is not narrated but noted in the associated QC table. The information is also incorporated in the Data Usability format of our Data Merger tool where it can be reviewed along with any associated usability implications.

Please see the associated ADEx data file for a comparison of laboratory reporting limits that were achieved with the regulatory Numerical Standards requested on the Chain of Custody.

HOLD POLICY
For samples submitted on hold, Alpha's policy is to hold samples (with the exception of Air canisters) free of charge for 21 calendar days from the date the project is completed. After 21 calendar days, we will dispose of all samples submitted including those put on hold unless you have contacted your Client Service Representative and made arrangements for Alpha to continue to hold the samples. Air canisters will be disposed after 3 business days from the date the project is completed.

Please contact Client Services at 800-624-9220 with any questions.

Project Name: NEIP/AOC 3 **Lab Number:** L1403941
Project Number: 610.27 **Report Date:** 02/28/14

Case Narrative (continued)

Volatile Organics in Air

Canisters were released from the laboratory on February 14, 2014. The canister certification results are provided as an addendum.

I, the undersigned, attest under the pains and penalties of perjury that, to the best of my knowledge and belief and based upon my personal inquiry of those responsible for providing the information contained in this analytical report, such information is accurate and complete. This certificate of analysis is not complete unless this page accompanies any and all pages of this report.

Authorized Signature: Christopher J. Anderson

Title: Technical Director/Representative Date: 02/28/14

AIR

Project Name: NEIP/AOC 3 ***Lab Number:*** L1403941

Project Number: 610.27 ***Report Date:*** 02/28/14

SAMPLE RESULTS

Lab ID: L1403941-01
Client ID: SG-8
Sample Location: GUILDERLAND, NY
Matrix: Soil_Vapor
Anaytical Method: 48,TO-15
Analytical Date: 02/28/14 01:13
Analyst: RY

Date Collected: 02/20/14 16:18
Date Received: 02/21/14
Field Prep: Not Specified

	ppbV			ug/m3				
Parameter	**Results**	**RL**	**MDL**	**Results**	**RL**	**MDL**	**Qualifier**	**Dilution Factor**
Volatile Organics in Air - Mansfield Lab								
Vinyl chloride	ND	0.200	0.038	ND	0.511	0.097		1
cis-1,2-Dichloroethene	0.069	0.200	0.059	0.274	0.793	0.233	J	1
Trichloroethene	6.87	0.200	0.071	36.9	1.07	0.382		1
Tetrachloroethene	0.685	0.200	0.076	4.65	1.36	0.514		1

Internal Standard	**% Recovery**	**Qualifier**	**Acceptance Criteria**
1,4-Difluorobenzene	100		60-140
Bromochloromethane	93		60-140
chlorobenzene-d5	94		60-140

Project Name: NEIP/AOC 3 ***Lab Number:*** L1403941

Project Number: 610.27 ***Report Date:*** 02/28/14

SAMPLE RESULTS

Lab ID: L1403941-02
Client ID: SG-9
Sample Location: GUILDERLAND, NY
Matrix: Soil_Vapor
Anaytical Method: 48,TO-15
Analytical Date: 02/28/14 01:44
Analyst: RY

Date Collected: 02/20/14 16:23
Date Received: 02/21/14
Field Prep: Not Specified

	ppbV			ug/m3				
Parameter	**Results**	**RL**	**MDL**	**Results**	**RL**	**MDL**	**Qualifier**	**Dilution Factor**
Volatile Organics in Air - Mansfield Lab								
Vinyl chloride	ND	0.200	0.038	ND	0.511	0.097		1
cis-1,2-Dichloroethene	0.698	0.200	0.059	2.77	0.793	0.233		1
Trichloroethene	0.732	0.200	0.071	3.93	1.07	0.382		1
Tetrachloroethene	0.119	0.200	0.076	0.807	1.36	0.514	J	1

Internal Standard	**% Recovery**	**Qualifier**	**Acceptance Criteria**
1,4-Difluorobenzene	99		60-140
Bromochloromethane	94		60-140
chlorobenzene-d5	95		60-140

Project Name: NEIP/AOC 3 ***Lab Number:*** L1403941

Project Number: 610.27 ***Report Date:*** 02/28/14

SAMPLE RESULTS

Lab ID: L1403941-03
Client ID: DUP-2-20-14-1
Sample Location: GUILDERLAND, NY
Matrix: Soil_Vapor
Anaytical Method: 48,TO-15
Analytical Date: 02/28/14 02:16
Analyst: RY

Date Collected: 02/20/14 00:00
Date Received: 02/21/14
Field Prep: Not Specified

	ppbV			ug/m3				
Parameter	**Results**	**RL**	**MDL**	**Results**	**RL**	**MDL**	**Qualifier**	**Dilution Factor**
Volatile Organics in Air - Mansfield Lab								
Vinyl chloride	ND	0.200	0.038	ND	0.511	0.097		1
cis-1,2-Dichloroethene	0.786	0.200	0.059	3.12	0.793	0.233		1
Trichloroethene	0.881	0.200	0.071	4.73	1.07	0.382		1
Tetrachloroethene	0.113	0.200	0.076	0.766	1.36	0.514	J	1

Internal Standard	**% Recovery**	**Qualifier**	**Acceptance Criteria**
1,4-Difluorobenzene	98		60-140
Bromochloromethane	93		60-140
chlorobenzene-d5	93		60-140

Project Name: NEIP/AOC 3 ***Lab Number:*** L1403941

Project Number: 610.27 ***Report Date:*** 02/28/14

SAMPLE RESULTS

Lab ID: L1403941-04
Client ID: SG-7
Sample Location: GUILDERLAND, NY
Matrix: Soil_Vapor
Anaytical Method: 48,TO-15
Analytical Date: 02/28/14 02:48
Analyst: RY

Date Collected: 02/20/14 13:42
Date Received: 02/21/14
Field Prep: Not Specified

	ppbV			ug/m3				
Parameter	**Results**	**RL**	**MDL**	**Results**	**RL**	**MDL**	**Qualifier**	**Dilution Factor**
Volatile Organics in Air - Mansfield Lab								
Vinyl chloride	ND	0.200	0.038	ND	0.511	0.097		1
cis-1,2-Dichloroethene	ND	0.200	0.059	ND	0.793	0.233		1
Trichloroethene	ND	0.200	0.071	ND	1.07	0.382		1
Tetrachloroethene	ND	0.200	0.076	ND	1.36	0.514		1

Internal Standard	**% Recovery**	**Qualifier**	**Acceptance Criteria**
1,4-Difluorobenzene	94		60-140
Bromochloromethane	89		60-140
chlorobenzene-d5	90		60-140

Project Name: NEIP/AOC 3 **Lab Number:** L1403941

Project Number: 610.27 **Report Date:** 02/28/14

Method Blank Analysis
Batch Quality Control

Analytical Method: 48,TO-15
Analytical Date: 02/27/14 16:00

Parameter	ppbV Results	ppbV RL	ppbV MDL	ug/m3 Results	ug/m3 RL	ug/m3 MDL	Qualifier	Dilution Factor
Volatile Organics in Air - Mansfield Lab for sample(s): 01-04 Batch: WG672739-4								
Propylene	ND	0.500	0.093	ND	0.861	0.160		1
Dichlorodifluoromethane	ND	0.200	0.047	ND	0.989	0.230		1
Chloromethane	ND	0.200	0.096	ND	0.413	0.198		1
Freon-114	ND	0.200	0.042	ND	1.40	0.293		1
Vinyl chloride	ND	0.200	0.038	ND	0.511	0.097		1
1,3-Butadiene	ND	0.200	0.080	ND	0.442	0.177		1
Bromomethane	ND	0.200	0.070	ND	0.777	0.270		1
Chloroethane	ND	0.200	0.077	ND	0.528	0.202		1
Ethanol	ND	2.50	0.542	ND	4.71	1.02		1
Vinyl bromide	ND	0.200	0.070	ND	0.874	0.306		1
Acetone	ND	1.00	0.165	ND	2.38	0.392		1
Trichlorofluoromethane	ND	0.200	0.042	ND	1.12	0.234		1
Isopropanol	ND	0.500	0.053	ND	1.23	0.129		1
1,1-Dichloroethene	ND	0.200	0.057	ND	0.793	0.224		1
Methylene chloride	ND	1.00	0.299	ND	3.47	1.04		1
3-Chloropropene	ND	0.200	0.081	ND	0.626	0.254		1
Carbon disulfide	ND	0.200	0.035	ND	0.623	0.107		1
Freon-113	ND	0.200	0.051	ND	1.53	0.392		1
trans-1,2-Dichloroethene	ND	0.200	0.074	ND	0.793	0.293		1
1,1-Dichloroethane	ND	0.200	0.077	ND	0.809	0.312		1
Methyl tert butyl ether	ND	0.200	0.053	ND	0.721	0.190		1
Vinyl acetate	ND	0.200	0.057	ND	0.704	0.200		1
2-Butanone	ND	0.200	0.047	ND	0.590	0.139		1
cis-1,2-Dichloroethene	ND	0.200	0.059	ND	0.793	0.233		1
Ethyl Acetate	ND	0.500	0.131	ND	1.80	0.472		1

Project Name: NEIP/AOC 3 **Lab Number:** L1403941

Project Number: 610.27 **Report Date:** 02/28/14

Method Blank Analysis
Batch Quality Control

Analytical Method: 48,TO-15
Analytical Date: 02/27/14 16:00

Parameter	ppbV Results	ppbV RL	ppbV MDL	ug/m3 Results	ug/m3 RL	ug/m3 MDL	Qualifier	Dilution Factor
Volatile Organics in Air - Mansfield Lab for sample(s): 01-04 Batch: WG672739-4								
Chloroform	ND	0.200	0.053	ND	0.977	0.259		1
Tetrahydrofuran	ND	0.200	0.061	ND	0.590	0.179		1
1,2-Dichloroethane	ND	0.200	0.055	ND	0.809	0.223		1
n-Hexane	ND	0.200	0.052	ND	0.705	0.183		1
1,1,1-Trichloroethane	ND	0.200	0.057	ND	1.09	0.311		1
Benzene	ND	0.200	0.054	ND	0.639	0.172		1
Carbon tetrachloride	ND	0.200	0.047	ND	1.26	0.296		1
Cyclohexane	ND	0.200	0.066	ND	0.688	0.226		1
1,2-Dichloropropane	ND	0.200	0.070	ND	0.924	0.322		1
Bromodichloromethane	ND	0.200	0.066	ND	1.34	0.439		1
1,4-Dioxane	ND	0.200	0.078	ND	0.721	0.281		1
Trichloroethene	ND	0.200	0.071	ND	1.07	0.382		1
2,2,4-Trimethylpentane	ND	0.200	0.066	ND	0.934	0.308		1
Heptane	ND	0.200	0.055	ND	0.820	0.227		1
cis-1,3-Dichloropropene	ND	0.200	0.075	ND	0.908	0.338		1
4-Methyl-2-pentanone	ND	0.200	0.061	ND	0.820	0.249		1
trans-1,3-Dichloropropene	ND	0.200	0.069	ND	0.908	0.315		1
1,1,2-Trichloroethane	ND	0.200	0.067	ND	1.09	0.364		1
Toluene	ND	0.200	0.063	ND	0.754	0.237		1
2-Hexanone	ND	0.200	0.060	ND	0.820	0.248		1
Dibromochloromethane	ND	0.200	0.075	ND	1.70	0.636		1
1,2-Dibromoethane	ND	0.200	0.078	ND	1.54	0.599		1
Tetrachloroethene	ND	0.200	0.076	ND	1.36	0.514		1
Chlorobenzene	ND	0.200	0.079	ND	0.921	0.363		1
Ethylbenzene	ND	0.200	0.056	ND	0.869	0.241		1

Project Name: NEIP/AOC 3 **Lab Number:** L1403941

Project Number: 610.27 **Report Date:** 02/28/14

Method Blank Analysis
Batch Quality Control

Analytical Method: 48,TO-15
Analytical Date: 02/27/14 16:00

Parameter	ppbV Results	ppbV RL	ppbV MDL	ug/m3 Results	ug/m3 RL	ug/m3 MDL	Qualifier	Dilution Factor
Volatile Organics in Air - Mansfield Lab for sample(s): 01-04 Batch: WG672739-4								
p/m-Xylene	ND	0.400	0.139	ND	1.74	0.604		1
Bromoform	ND	0.200	0.052	ND	2.07	0.541		1
Styrene	ND	0.200	0.080	ND	0.852	0.340		1
1,1,2,2-Tetrachloroethane	ND	0.200	0.055	ND	1.37	0.376		1
o-Xylene	ND	0.200	0.063	ND	0.869	0.274		1
4-Ethyltoluene	ND	0.200	0.078	ND	0.983	0.381		1
1,3,5-Trimethylbenzene	ND	0.200	0.058	ND	0.983	0.287		1
1,2,4-Trimethylbenzene	ND	0.200	0.069	ND	0.983	0.341		1
Benzyl chloride	ND	0.200	0.065	ND	1.04	0.334		1
1,3-Dichlorobenzene	ND	0.200	0.064	ND	1.20	0.383		1
1,4-Dichlorobenzene	ND	0.200	0.036	ND	1.20	0.217		1
1,2-Dichlorobenzene	ND	0.200	0.061	ND	1.20	0.369		1
1,2,4-Trichlorobenzene	ND	0.200	0.061	ND	1.48	0.454		1
Hexachlorobutadiene	ND	0.200	0.073	ND	2.13	0.781		1

	Results	Qualifier	Units	RDL	Dilution Factor
Tentatively Identified Compounds					

No Tentatively Identified Compounds

Lab Control Sample Analysis

Batch Quality Control

Project Name: NEIP/AOC 3

Project Number: 610.27

Lab Number: L1403941

Report Date: 02/28/14

Parameter	LCS %Recovery	Qual	LCSD %Recovery	Qual	%Recovery Limits	RPD	Qual	RPD Limits
Volatile Organics in Air - Mansfield Lab Associated sample(s): 01-04 Batch: WG672739-3								
Chlorodifluoromethane	90		-		70-130	-		
Propylene	104		-		70-130	-		
Propane	75		-		70-130	-		
Dichlorodifluoromethane	108		-		70-130	-		
Chloromethane	99		-		70-130	-		
1,2-Dichloro-1,1,2,2-tetrafluoroethane	105		-		70-130	-		
Methanol	94		-		70-130	-		
Vinyl chloride	99		-		70-130	-		
1,3-Butadiene	105		-		70-130	-		
Butane	99		-		70-130	-		
Bromomethane	97		-		70-130	-		
Chloroethane	99		-		70-130	-		
Ethyl Alcohol	100		-		70-130	-		
Dichlorofluoromethane	92		-		70-130	-		
Vinyl bromide	96		-		70-130	-		
Acrolein	93		-		70-130	-		
Acetone	124		-		70-130	-		
Acetonitrile	97		-		70-130	-		
Trichlorofluoromethane	98		-		70-130	-		
iso-Propyl Alcohol	103		-		70-130	-		
Acrylonitrile	99		-		70-130	-		

Lab Control Sample Analysis

Batch Quality Control

Project Name: NEIP/AOC 3

Project Number: 610.27

Lab Number: L1403941

Report Date: 02/28/14

Parameter	LCS %Recovery	Qual	LCSD %Recovery	Qual	%Recovery Limits	RPD	Qual	RPD Limits
Volatile Organics in Air - Mansfield Lab Associated sample(s): 01-04 Batch: WG672739-3								
Pentane	104		-		70-130	-		
Ethyl ether	95		-		70-130	-		
1,1-Dichloroethene	99		-		70-130	-		
tert-Butyl Alcohol	95		-		70-130	-		
Methylene chloride	105		-		70-130	-		
3-Chloropropene	103		-		70-130	-		
Carbon disulfide	98		-		70-130	-		
1,1,2-Trichloro-1,2,2-Trifluoroethane	100		-		70-130	-		
trans-1,2-Dichloroethene	89		-		70-130	-		
1,1-Dichloroethane	88		-		70-130	-		
Methyl tert butyl ether	84		-		70-130	-		
Vinyl acetate	74		-		70-130	-		
2-Butanone	93		-		70-130	-		
cis-1,2-Dichloroethene	106		-		70-130	-		
Ethyl Acetate	97		-		70-130	-		
Chloroform	95		-		70-130	-		
Tetrahydrofuran	92		-		70-130	-		
2,2-Dichloropropane	84		-		70-130	-		
1,2-Dichloroethane	92		-		70-130	-		
n-Hexane	101		-		70-130	-		
Isopropyl Ether	94		-		70-130	-		

Lab Control Sample Analysis
Batch Quality Control

Project Name: NEIP/AOC 3
Project Number: 610.27

Lab Number: L1403941
Report Date: 02/28/14

Parameter	LCS %Recovery	Qual	LCSD %Recovery	Qual	%Recovery Limits	RPD	Qual	RPD Limits
Volatile Organics in Air - Mansfield Lab Associated sample(s): 01-04 Batch: WG672739-3								
Ethyl-Tert-Butyl-Ether	93		-		70-130	-		
1,1,1-Trichloroethane	100		-		70-130	-		
1,1-Dichloropropene	98		-		70-130	-		
Benzene	98		-		70-130	-		
Carbon tetrachloride	98		-		70-130	-		
Cyclohexane	100		-		70-130	-		
Tertiary-Amyl Methyl Ether	91		-		70-130	-		
Dibromomethane	93		-		70-130	-		
1,2-Dichloropropane	102		-		70-130	-		
Bromodichloromethane	98		-		70-130	-		
1,4-Dioxane	96		-		70-130	-		
Trichloroethene	96		-		70-130	-		
2,2,4-Trimethylpentane	103		-		70-130	-		
Methyl methacrylate	94		-		70-130	-		
Heptane	100		-		70-130	-		
cis-1,3-Dichloropropene	105		-		70-130	-		
4-Methyl-2-pentanone	102		-		70-130	-		
trans-1,3-Dichloropropene	90		-		70-130	-		
1,1,2-Trichloroethane	102		-		70-130	-		
Toluene	93		-		70-130	-		
1,3-Dichloropropane	88		-		70-130	-		

Lab Control Sample Analysis

Batch Quality Control

Project Name: NEIP/AOC 3

Project Number: 610.27

Lab Number: L1403941

Report Date: 02/28/14

Parameter	LCS %Recovery	Qual	LCSD %Recovery	Qual	%Recovery Limits	RPD	Qual	RPD Limits
Volatile Organics in Air - Mansfield Lab Associated sample(s): 01-04 Batch: WG672739-3								
2-Hexanone	93		-		70-130	-		
Dibromochloromethane	90		-		70-130	-		
1,2-Dibromoethane	97		-		70-130	-		
Butyl Acetate	91		-		70-130	-		
Octane	91		-		70-130	-		
Tetrachloroethene	93		-		70-130	-		
1,1,1,2-Tetrachloroethane	90		-		70-130	-		
Chlorobenzene	95		-		70-130	-		
Ethylbenzene	97		-		70-130	-		
p/m-Xylene	98		-		70-130	-		
Bromoform	88		-		70-130	-		
Styrene	97		-		70-130	-		
1,1,2,2-Tetrachloroethane	97		-		70-130	-		
o-Xylene	105		-		70-130	-		
1,2,3-Trichloropropane	96		-		70-130	-		
Nonane (C9)	96		-		70-130	-		
Isopropylbenzene	95		-		70-130	-		
Bromobenzene	96		-		70-130	-		
o-Chlorotoluene	94		-		70-130	-		
n-Propylbenzene	93		-		70-130	-		
p-Chlorotoluene	92		-		70-130	-		

Lab Control Sample Analysis

Batch Quality Control

Project Name: NEIP/AOC 3

Project Number: 610.27

Lab Number: L1403941

Report Date: 02/28/14

Parameter	LCS %Recovery	Qual	LCSD %Recovery	Qual	%Recovery Limits	RPD	Qual	RPD Limits
Volatile Organics in Air - Mansfield Lab Associated sample(s): 01-04 Batch: WG672739-3								
4-Ethyltoluene	84		-		70-130	-		
1,3,5-Trimethylbenzene	96		-		70-130	-		
tert-Butylbenzene	95		-		70-130	-		
1,2,4-Trimethylbenzene	102		-		70-130	-		
Decane (C10)	94		-		70-130	-		
Benzyl chloride	85		-		70-130	-		
1,3-Dichlorobenzene	96		-		70-130	-		
1,4-Dichlorobenzene	96		-		70-130	-		
sec-Butylbenzene	95		-		70-130	-		
p-Isopropyltoluene	86		-		70-130	-		
1,2-Dichlorobenzene	95		-		70-130	-		
n-Butylbenzene	95		-		70-130	-		
1,2-Dibromo-3-chloropropane	96		-		70-130	-		
Undecane	97		-		70-130	-		
Dodecane (C12)	100		-		70-130	-		
1,2,4-Trichlorobenzene	94		-		70-130	-		
Naphthalene	92		-		70-130	-		
1,2,3-Trichlorobenzene	90		-		70-130	-		
Hexachlorobutadiene	92		-		70-130	-		

Lab Duplicate Analysis
Batch Quality Control

Project Name: NEIP/AOC 3
Project Number: 610.27

Lab Number: L1403941
Report Date: 02/28/14

Parameter	Native Sample	Duplicate Sample	Units	RPD	Qual	RPD Limits
Volatile Organics in Air - Mansfield Lab Associated sample(s): 01-04 QC Batch ID: WG672739-5 QC Sample: L1404193-03 Client ID: DUP Sample						
Dichlorodifluoromethane	0.630	0.674	ppbV	7		25
Chloromethane	0.603	0.615	ppbV	2		25
1,2-Dichloro-1,1,2,2-tetrafluoroethane	ND	ND	ppbV	NC		25
1,3-Butadiene	ND	ND	ppbV	NC		25
Bromomethane	ND	ND	ppbV	NC		25
Chloroethane	ND	ND	ppbV	NC		25
Ethyl Alcohol	39.4	40.2	ppbV	2		25
Vinyl bromide	ND	ND	ppbV	NC		25
Acetone	4.40	4.77	ppbV	8		25
Trichlorofluoromethane	0.273	0.276	ppbV	1		25
iso-Propyl Alcohol	0.803	0.881	ppbV	9		25
tert-Butyl Alcohol	ND	ND	ppbV	NC		25
Methylene chloride	ND	ND	ppbV	NC		25
3-Chloropropene	ND	ND	ppbV	NC		25
Carbon disulfide	ND	ND	ppbV	NC		25
1,1,2-Trichloro-1,2,2-Trifluoroethane	0.066J	0.068J	ppbV	NC		25
trans-1,2-Dichloroethene	ND	ND	ppbV	NC		25
1,1-Dichloroethane	ND	ND	ppbV	NC		25
Methyl tert butyl ether	ND	ND	ppbV	NC		25

Lab Duplicate Analysis
Batch Quality Control

Project Name: NEIP/AOC 3
Project Number: 610.27

Lab Number: L1403941
Report Date: 02/28/14

Parameter	Native Sample	Duplicate Sample	Units	RPD	RPD Limits
Volatile Organics in Air - Mansfield Lab Associated sample(s): 01-04 QC Batch ID: WG672739-5 QC Sample: L1404193-03 Client ID: DUP Sample					
2-Butanone	0.234	0.239	ppbV	2	25
Ethyl Acetate	ND	ND	ppbV	NC	25
Chloroform	0.113J	0.113J	ppbV	NC	25
Tetrahydrofuran	ND	ND	ppbV	NC	25
1,2-Dichloroethane	ND	ND	ppbV	NC	25
n-Hexane	0.159J	0.178J	ppbV	NC	25
Benzene	0.266	0.302	ppbV	13	25
Cyclohexane	0.067J	0.076J	ppbV	NC	25
1,2-Dichloropropane	ND	ND	ppbV	NC	25
Bromodichloromethane	ND	ND	ppbV	NC	25
1,4-Dioxane	ND	ND	ppbV	NC	25
2,2,4-Trimethylpentane	0.087J	0.095J	ppbV	NC	25
Heptane	0.203	0.230	ppbV	12	25
cis-1,3-Dichloropropene	ND	ND	ppbV	NC	25
4-Methyl-2-pentanone	ND	ND	ppbV	NC	25
trans-1,3-Dichloropropene	ND	ND	ppbV	NC	25
1,1,2-Trichloroethane	ND	ND	ppbV	NC	25
Toluene	0.570	0.614	ppbV	7	25
2-Hexanone	ND	ND	ppbV	NC	25

Lab Duplicate Analysis
Batch Quality Control

Project Name: NEIP/AOC 3
Project Number: 610.27

Lab Number: L1403941
Report Date: 02/28/14

Parameter	Native Sample	Duplicate Sample	Units	RPD	RPD Limits
Volatile Organics in Air - Mansfield Lab Associated sample(s): 01-04 QC Batch ID: WG672739-5 QC Sample: L1404193-03 Client ID: DUP Sample					
Dibromochloromethane	ND	ND	ppbV	NC	25
1,2-Dibromoethane	ND	ND	ppbV	NC	25
Chlorobenzene	ND	ND	ppbV	NC	25
Ethylbenzene	0.065J	0.069J	ppbV	NC	25
p/m-Xylene	0.200J	0.213J	ppbV	NC	25
Bromoform	ND	ND	ppbV	NC	25
Styrene	ND	ND	ppbV	NC	25
1,1,2,2-Tetrachloroethane	ND	ND	ppbV	NC	25
o-Xylene	0.069J	0.075J	ppbV	NC	25
4-Ethyltoluene	ND	ND	ppbV	NC	25
1,3,5-Trimethylbenzene	ND	ND	ppbV	NC	25
1,2,4-Trimethylbenzene	ND	0.073J	ppbV	NC	25
Benzyl chloride	ND	ND	ppbV	NC	25
1,3-Dichlorobenzene	ND	ND	ppbV	NC	25
1,4-Dichlorobenzene	ND	ND	ppbV	NC	25
1,2-Dichlorobenzene	ND	ND	ppbV	NC	25
1,2,4-Trichlorobenzene	ND	ND	ppbV	NC	25
Hexachlorobutadiene	ND	ND	ppbV	NC	25

Project Name: NEIP/AOC 3

Project Number: 610.27

Lab Number: L1403941

Report Date: 02/28/14

Canister and Flow Controller Information

Samplenum	Client ID	Media ID	Media Type	Date Prepared	Bottle Order	Cleaning Batch ID	Can Leak Check	Initial Pressure (in. Hg)	Pressure on Receipt (in. Hg)	Flow Controler Leak Chk	Flow Out mL/min	Flow In mL/min	% RPD
L1403941-01	SG-8	0204	#30 SV	02/14/14	98653		-	-	-	Pass	8.8	9.8	11
L1403941-01	SG-8	416	2.7L Can	02/14/14	98653	L1402833-01	Pass	-29.6	2.0	-	-	-	-
L1403941-02	SG-9	0455	#16 AMB	02/14/14	98653		-	-	-	Pass	8.9	9.8	10
L1403941-02	SG-9	141	2.7L Can	02/14/14	98653	L1402833-01	Pass	-29.9	1.9	-	-	-	-
L1403941-03	DUP-2-20-14-1	0146	#20 SV	02/14/14	98653		-	-	-	Pass	9.0	10.7	17
L1403941-03	DUP-2-20-14-1	521	2.7L Can	02/14/14	98653	L1402833-01	Pass	-30.0	1.9	-	-	-	-
L1403941-04	SG-7	0453	#30 SV	02/14/14	98653		-	-	-	Pass	8.7	9.1	4
L1403941-04	SG-7	211	2.7L Can	02/14/14	98653	L1402833-01	Pass	-30.0	1.0	-	-	-	-

Project Name: BATCH CANISTER CERTIFICATION
Project Number: CANISTER QC BAT
Lab Number: L1402833
Report Date: 02/28/14

Air Canister Certification Results

Lab ID: L1402833-01
Client ID: CAN 146 SHELF 10
Sample Location:
Matrix: Air
Anaytical Method: 48,TO-15
Analytical Date: 02/05/14 08:38
Analyst: MB

Date Collected: 02/03/14 18:39
Date Received: 02/04/14
Field Prep: Not Specified

Parameter	ppbV Results	ppbV RL	ppbV MDL	ug/m3 Results	ug/m3 RL	ug/m3 MDL	Qualifier	Dilution Factor
Volatile Organics in Air - Mansfield Lab								
Chlorodifluoromethane	ND	0.200	0.063	ND	0.707	0.221		1
Propylene	ND	0.500	0.093	ND	0.861	0.160		1
Propane	ND	0.500	0.114	ND	0.902	0.206		1
Dichlorodifluoromethane	ND	0.200	0.047	ND	0.989	0.230		1
Chloromethane	ND	0.200	0.096	ND	0.413	0.198		1
Freon-114	ND	0.200	0.042	ND	1.40	0.293		1
Methanol	ND	5.00	0.736	ND	6.55	0.964		1
Vinyl chloride	ND	0.200	0.038	ND	0.511	0.097		1
1,3-Butadiene	ND	0.200	0.080	ND	0.442	0.177		1
Butane	ND	0.200	0.044	ND	0.475	0.105		1
Bromomethane	ND	0.200	0.070	ND	0.777	0.270		1
Chloroethane	ND	0.200	0.077	ND	0.528	0.202		1
Ethanol	ND	2.50	0.542	ND	4.71	1.02		1
Dichlorofluoromethane	ND	0.200	0.057	ND	0.842	0.241		1
Vinyl bromide	ND	0.200	0.070	ND	0.874	0.306		1
Acrolein	ND	0.500	0.114	ND	1.15	0.261		1
Acetone	ND	1.00	0.165	ND	2.38	0.392		1
Acetonitrile	ND	0.200	0.076	ND	0.336	0.128		1
Trichlorofluoromethane	ND	0.200	0.042	ND	1.12	0.234		1
Isopropanol	ND	0.500	0.053	ND	1.23	0.129		1
Acrylonitrile	ND	0.200	0.079	ND	0.434	0.171		1
Pentane	ND	0.200	0.048	ND	0.590	0.140		1
Ethyl ether	ND	0.200	0.059	ND	0.606	0.179		1
1,1-Dichloroethene	ND	0.200	0.057	ND	0.793	0.224		1
Tertiary butyl Alcohol	ND	0.500	0.060	ND	1.52	0.182		1

Project Name: BATCH CANISTER CERTIFICATION
Project Number: CANISTER QC BAT
Lab Number: L1402833
Report Date: 02/28/14

Air Canister Certification Results

Lab ID: L1402833-01
Client ID: CAN 146 SHELF 10
Sample Location:
Date Collected: 02/03/14 18:39
Date Received: 02/04/14
Field Prep: Not Specified

	ppbV			ug/m3				
Parameter	**Results**	**RL**	**MDL**	**Results**	**RL**	**MDL**	**Qualifier**	**Dilution Factor**
Volatile Organics in Air - Mansfield Lab								
Methylene chloride	ND	1.00	0.299	ND	3.47	1.04		1
3-Chloropropene	ND	0.200	0.081	ND	0.626	0.254		1
Carbon disulfide	ND	0.200	0.035	ND	0.623	0.107		1
Freon-113	ND	0.200	0.051	ND	1.53	0.392		1
trans-1,2-Dichloroethene	ND	0.200	0.074	ND	0.793	0.293		1
1,1-Dichloroethane	ND	0.200	0.077	ND	0.809	0.312		1
Methyl tert butyl ether	ND	0.200	0.053	ND	0.721	0.190		1
Vinyl acetate	ND	0.200	0.057	ND	0.704	0.200		1
2-Butanone	ND	0.200	0.047	ND	0.590	0.139		1
cis-1,2-Dichloroethene	ND	0.200	0.059	ND	0.793	0.233		1
Ethyl Acetate	ND	0.500	0.131	ND	1.80	0.472		1
Chloroform	ND	0.200	0.053	ND	0.977	0.259		1
Tetrahydrofuran	ND	0.200	0.061	ND	0.590	0.179		1
2,2-Dichloropropane	ND	0.200	0.058	ND	0.924	0.269		1
1,2-Dichloroethane	ND	0.200	0.055	ND	0.809	0.223		1
n-Hexane	ND	0.200	0.052	ND	0.705	0.183		1
Diisopropyl ether	ND	0.200	0.066	ND	0.836	0.274		1
tert-Butyl Ethyl Ether	ND	0.200	0.052	ND	0.836	0.215		1
1,1,1-Trichloroethane	ND	0.200	0.057	ND	1.09	0.311		1
1,1-Dichloropropene	ND	0.200	0.072	ND	0.908	0.325		1
Benzene	ND	0.200	0.054	ND	0.639	0.172		1
Carbon tetrachloride	ND	0.200	0.047	ND	1.26	0.296		1
Cyclohexane	ND	0.200	0.066	ND	0.688	0.226		1
tert-Amyl Methyl Ether	ND	0.200	0.080	ND	0.836	0.332		1
Dibromomethane	ND	0.200	0.048	ND	1.42	0.338		1
1,2-Dichloropropane	ND	0.200	0.070	ND	0.924	0.322		1
Bromodichloromethane	ND	0.200	0.066	ND	1.34	0.439		1
1,4-Dioxane	ND	0.200	0.078	ND	0.721	0.281		1

Project Name: BATCH CANISTER CERTIFICATION **Lab Number:** L1402833

Project Number: CANISTER QC BAT **Report Date:** 02/28/14

Air Canister Certification Results

Lab ID: L1402833-01 Date Collected: 02/03/14 18:39

Client ID: CAN 146 SHELF 10 Date Received: 02/04/14

Sample Location: Field Prep: Not Specified

	ppbV			ug/m3				
Parameter	**Results**	**RL**	**MDL**	**Results**	**RL**	**MDL**	**Qualifier**	**Dilution Factor**
Volatile Organics in Air - Mansfield Lab								
Trichloroethene	ND	0.200	0.071	ND	1.07	0.382		1
2,2,4-Trimethylpentane	ND	0.200	0.066	ND	0.934	0.308		1
Methyl Methacrylate	ND	0.500	0.022	ND	2.05	0.091		1
Heptane	ND	0.200	0.055	ND	0.820	0.227		1
cis-1,3-Dichloropropene	ND	0.200	0.075	ND	0.908	0.338		1
4-Methyl-2-pentanone	ND	0.200	0.061	ND	0.820	0.249		1
trans-1,3-Dichloropropene	ND	0.200	0.069	ND	0.908	0.315		1
1,1,2-Trichloroethane	ND	0.200	0.067	ND	1.09	0.364		1
Toluene	ND	0.200	0.063	ND	0.754	0.237		1
1,3-Dichloropropane	ND	0.200	0.078	ND	0.924	0.359		1
2-Hexanone	ND	0.200	0.060	ND	0.820	0.248		1
Dibromochloromethane	ND	0.200	0.075	ND	1.70	0.636		1
1,2-Dibromoethane	ND	0.200	0.078	ND	1.54	0.599		1
Butyl acetate	ND	0.500	0.114	ND	2.38	0.542		1
Octane	ND	0.200	0.042	ND	0.934	0.197		1
Tetrachloroethene	ND	0.200	0.076	ND	1.36	0.514		1
1,1,1,2-Tetrachloroethane	ND	0.200	0.055	ND	1.37	0.376		1
Chlorobenzene	ND	0.200	0.079	ND	0.921	0.363		1
Ethylbenzene	ND	0.200	0.056	ND	0.869	0.241		1
p/m-Xylene	ND	0.400	0.139	ND	1.74	0.604		1
Bromoform	ND	0.200	0.052	ND	2.07	0.541		1
Styrene	ND	0.200	0.080	ND	0.852	0.340		1
1,1,2,2-Tetrachloroethane	ND	0.200	0.055	ND	1.37	0.376		1
o-Xylene	ND	0.200	0.063	ND	0.869	0.274		1
1,2,3-Trichloropropane	ND	0.200	0.077	ND	1.21	0.462		1
Nonane	ND	0.200	0.063	ND	1.05	0.328		1
Isopropylbenzene	ND	0.200	0.041	ND	0.983	0.202		1
Bromobenzene	ND	0.200	0.079	ND	0.793	0.313		1

Project Name: BATCH CANISTER CERTIFICATION **Lab Number:** L1402833

Project Number: CANISTER QC BAT **Report Date:** 02/28/14

Air Canister Certification Results

Lab ID: L1402833-01 Date Collected: 02/03/14 18:39

Client ID: CAN 146 SHELF 10 Date Received: 02/04/14

Sample Location: Field Prep: Not Specified

	ppbV			ug/m3				
Parameter	**Results**	**RL**	**MDL**	**Results**	**RL**	**MDL**	**Qualifier**	**Dilution Factor**
Volatile Organics in Air - Mansfield Lab								
2-Chlorotoluene	ND	0.200	0.049	ND	1.04	0.252		1
n-Propylbenzene	ND	0.200	0.054	ND	0.983	0.265		1
4-Chlorotoluene	ND	0.200	0.076	ND	1.04	0.396		1
4-Ethyltoluene	ND	0.200	0.078	ND	0.983	0.381		1
1,3,5-Trimethylbenzene	ND	0.200	0.058	ND	0.983	0.287		1
tert-Butylbenzene	ND	0.200	0.031	ND	1.10	0.169		1
1,2,4-Trimethylbenzene	ND	0.200	0.069	ND	0.983	0.341		1
Decane	ND	0.200	0.048	ND	1.16	0.282		1
Benzyl chloride	ND	0.200	0.065	ND	1.04	0.334		1
1,3-Dichlorobenzene	ND	0.200	0.064	ND	1.20	0.383		1
1,4-Dichlorobenzene	ND	0.200	0.036	ND	1.20	0.217		1
sec-Butylbenzene	ND	0.200	0.073	ND	1.10	0.401		1
p-Isopropyltoluene	ND	0.200	0.061	ND	1.10	0.334		1
1,2-Dichlorobenzene	ND	0.200	0.061	ND	1.20	0.369		1
n-Butylbenzene	ND	0.200	0.064	ND	1.10	0.351		1
1,2-Dibromo-3-chloropropane	ND	0.200	0.074	ND	1.93	0.719		1
Undecane	ND	0.200	0.053	ND	1.28	0.338		1
Dodecane	ND	0.200	0.048	ND	1.39	0.333		1
1,2,4-Trichlorobenzene	ND	0.200	0.061	ND	1.48	0.454		1
Naphthalene	ND	0.200	0.043	ND	1.05	0.223		1
1,2,3-Trichlorobenzene	ND	0.200	0.044	ND	1.48	0.324		1
Hexachlorobutadiene	ND	0.200	0.073	ND	2.13	0.781		1

	Results	**Qualifier**	**Units**	**RDL**	**Dilution Factor**
Tentatively Identified Compounds					
No Tentatively Identified Compounds					

Project Name: BATCH CANISTER CERTIFICATION
Project Number: CANISTER QC BAT
Lab Number: L1402833
Report Date: 02/28/14

Air Canister Certification Results

Lab ID: L1402833-01
Client ID: CAN 146 SHELF 10
Sample Location:
Date Collected: 02/03/14 18:39
Date Received: 02/04/14
Field Prep: Not Specified

	ppbV			ug/m3				
Parameter	**Results**	**RL**	**MDL**	**Results**	**RL**	**MDL**	**Qualifier**	**Dilution Factor**
Volatile Organics in Air - Mansfield Lab								

Internal Standard	% Recovery	Qualifier	Acceptance Criteria
1,4-Difluorobenzene	85		60-140
Bromochloromethane	87		60-140
chlorobenzene-d5	84		60-140

Project Name: BATCH CANISTER CERTIFICATION
Project Number: CANISTER QC BAT
Lab Number: L1402833
Report Date: 02/28/14

Air Canister Certification Results

Lab ID: L1402833-01
Client ID: CAN 146 SHELF 10
Sample Location:
Matrix: Air
Anaytical Method: 48,TO-15-SIM
Analytical Date: 02/05/14 08:38
Analyst: MB

Date Collected: 02/03/14 18:39
Date Received: 02/04/14
Field Prep: Not Specified

	ppbV			ug/m3				
Parameter	**Results**	**RL**	**MDL**	**Results**	**RL**	**MDL**	**Qualifier**	**Dilution Factor**
Volatile Organics in Air by SIM - Mansfield Lab								
Dichlorodifluoromethane	ND	0.050	0.006	ND	0.247	0.030		1
Chloromethane	ND	0.500	0.048	ND	1.03	0.099		1
Freon-114	ND	0.050	0.005	ND	0.349	0.035		1
Vinyl chloride	ND	0.020	0.007	ND	0.051	0.018		1
1,3-Butadiene	ND	0.020	0.006	ND	0.044	0.013		1
Bromomethane	ND	0.020	0.008	ND	0.078	0.031		1
Chloroethane	ND	0.020	0.007	ND	0.053	0.019		1
Acetone	ND	2.00	0.739	ND	4.75	1.76		1
Trichlorofluoromethane	ND	0.050	0.008	ND	0.281	0.045		1
Acrylonitrile	ND	0.500	0.015	ND	1.09	0.033		1
1,1-Dichloroethene	ND	0.020	0.007	ND	0.079	0.028		1
Methylene chloride	ND	1.00	0.250	ND	3.47	0.869		1
Freon-113	ND	0.050	0.006	ND	0.383	0.046		1
Halothane	ND	0.050	0.008	ND	0.404	0.065		1
trans-1,2-Dichloroethene	ND	0.020	0.006	ND	0.079	0.024		1
1,1-Dichloroethane	ND	0.020	0.007	ND	0.081	0.028		1
Methyl tert butyl ether	ND	0.020	0.004	ND	0.072	0.014		1
2-Butanone	ND	0.500	0.025	ND	1.47	0.073		1
cis-1,2-Dichloroethene	ND	0.020	0.007	ND	0.079	0.026		1
Chloroform	ND	0.020	0.006	ND	0.098	0.029		1
1,2-Dichloroethane	ND	0.020	0.008	ND	0.081	0.032		1
1,1,1-Trichloroethane	ND	0.020	0.007	ND	0.109	0.038		1
Benzene	ND	0.100	0.021	ND	0.319	0.067		1
Carbon tetrachloride	ND	0.020	0.008	ND	0.126	0.050		1
1,2-Dichloropropane	ND	0.020	0.006	ND	0.092	0.028		1

Project Name: BATCH CANISTER CERTIFICATION
Project Number: CANISTER QC BAT
Lab Number: L1402833
Report Date: 02/28/14

Air Canister Certification Results

Lab ID: L1402833-01
Client ID: CAN 146 SHELF 10
Sample Location:
Date Collected: 02/03/14 18:39
Date Received: 02/04/14
Field Prep: Not Specified

	ppbV			ug/m3				
Parameter	**Results**	**RL**	**MDL**	**Results**	**RL**	**MDL**	**Qualifier**	**Dilution Factor**
Volatile Organics in Air by SIM - Mansfield Lab								
Bromodichloromethane	ND	0.020	0.008	ND	0.134	0.054		1
1,4-Dioxane	ND	0.100	0.050	ND	0.360	0.180		1
Trichloroethene	ND	0.020	0.007	ND	0.107	0.038		1
cis-1,3-Dichloropropene	ND	0.020	0.008	ND	0.091	0.036		1
4-Methyl-2-pentanone	ND	0.500	0.042	ND	2.05	0.172		1
trans-1,3-Dichloropropene	ND	0.020	0.008	ND	0.091	0.036		1
1,1,2-Trichloroethane	ND	0.020	0.009	ND	0.109	0.049		1
Toluene	ND	0.050	0.025	ND	0.188	0.094		1
Dibromochloromethane	ND	0.020	0.008	ND	0.170	0.068		1
1,2-Dibromoethane	ND	0.020	0.008	ND	0.154	0.062		1
Tetrachloroethene	ND	0.020	0.008	ND	0.136	0.054		1
1,1,1,2-Tetrachloroethane	ND	0.020	0.004	ND	0.137	0.028		1
Chlorobenzene	ND	0.020	0.008	ND	0.092	0.037		1
Ethylbenzene	ND	0.020	0.007	ND	0.087	0.030		1
p/m-Xylene	ND	0.040	0.009	ND	0.174	0.039		1
Bromoform	ND	0.020	0.015	ND	0.207	0.155		1
Styrene	ND	0.020	0.008	ND	0.085	0.034		1
1,1,2,2-Tetrachloroethane	ND	0.020	0.007	ND	0.137	0.048		1
o-Xylene	ND	0.020	0.008	ND	0.087	0.035		1
Isopropylbenzene	ND	0.500	0.046	ND	2.46	0.226		1
4-Ethyltoluene	ND	0.020	0.010	ND	0.098	0.048		1
1,3,5-Trimethybenzene	ND	0.020	0.005	ND	0.098	0.025		1
1,2,4-Trimethylbenzene	ND	0.020	0.007	ND	0.098	0.034		1
1,3-Dichlorobenzene	ND	0.020	0.007	ND	0.120	0.042		1
1,4-Dichlorobenzene	ND	0.020	0.008	ND	0.120	0.048		1
sec-Butylbenzene	ND	0.500	0.047	ND	2.74	0.258		1
p-Isopropyltoluene	ND	0.500	0.048	ND	2.74	0.263		1
1,2-Dichlorobenzene	ND	0.020	0.007	ND	0.120	0.042		1

Project Name: BATCH CANISTER CERTIFICATION
Project Number: CANISTER QC BAT
Lab Number: L1402833
Report Date: 02/28/14

Air Canister Certification Results

Lab ID: L1402833-01
Client ID: CAN 146 SHELF 10
Sample Location:
Date Collected: 02/03/14 18:39
Date Received: 02/04/14
Field Prep: Not Specified

	ppbV			ug/m3				
Parameter	**Results**	**RL**	**MDL**	**Results**	**RL**	**MDL**	**Qualifier**	**Dilution Factor**
Volatile Organics in Air by SIM - Mansfield Lab								
n-Butylbenzene	ND	0.500	0.045	ND	2.74	0.247		1
1,2,4-Trichlorobenzene	ND	0.050	0.010	ND	0.371	0.074		1
Naphthalene	ND	0.050	0.012	ND	0.262	0.063		1
1,2,3-Trichlorobenzene	ND	0.050	0.019	ND	0.371	0.141		1
Hexachlorobutadiene	ND	0.050	0.011	ND	0.533	0.117		1

Internal Standard	**% Recovery**	**Qualifier**	**Acceptance Criteria**
1,4-difluorobenzene	81		60-140
bromochloromethane	85		60-140
chlorobenzene-d5	82		60-140

Project Name: NEIP/AOC 3
Project Number: 610.27

Lab Number: L1403941
Report Date: 02/28/14

Sample Receipt and Container Information

Were project specific reporting limits specified? YES

Reagent H2O Preserved Vials Frozen on: NA

Cooler Information	Custody Seal
Cooler	
N/A	Present/Intact

Container Information

Container ID	Container Type	Cooler	pH	Temp deg C	Pres	Seal	Analysis(*)
L1403941-01A	Canister - 2.7 Liter	N/A	N/A		Y	Absent	TO15-LL(30)
L1403941-02A	Canister - 2.7 Liter	N/A	N/A		Y	Absent	TO15-LL(30)
L1403941-03A	Canister - 2.7 Liter	N/A	N/A		Y	Absent	TO15-LL(30)
L1403941-04A	Canister - 2.7 Liter	N/A	N/A		Y	Absent	TO15-LL(30)

*Values in parentheses indicate holding time in days

Project Name:	NEIP/AOC 3	**Lab Number:**	L1403941
Project Number:	610.27	**Report Date:**	02/28/14

GLOSSARY

Acronyms

EDL - Estimated Detection Limit: This value represents the level to which target analyte concentrations are reported as estimated values, when those target analyte concentrations are quantified below the reporting limit (RL). The EDL includes any adjustments from dilutions, concentrations or moisture content, where applicable. The use of EDLs is specific to the analysis of PAHs using Solid-Phase Microextraction (SPME).

EPA - Environmental Protection Agency.

LCS - Laboratory Control Sample: A sample matrix, free from the analytes of interest, spiked with verified known amounts of analytes or a material containing known and verified amounts of analytes.

LCSD - Laboratory Control Sample Duplicate: Refer to LCS.

LFB - Laboratory Fortified Blank: A sample matrix, free from the analytes of interest, spiked with verified known amounts of analytes or a material containing known and verified amounts of analytes.

MDL - Method Detection Limit: This value represents the level to which target analyte concentrations are reported as estimated values, when those target analyte concentrations are quantified below the reporting limit (RL). The MDL includes any adjustments from dilutions, concentrations or moisture content, where applicable.

MS - Matrix Spike Sample: A sample prepared by adding a known mass of target analyte to a specified amount of matrix sample for which an independent estimate of target analyte concentration is available.

MSD - Matrix Spike Sample Duplicate: Refer to MS.

NA - Not Applicable.

NC - Not Calculated: Term is utilized when one or more of the results utilized in the calculation are non-detect at the parameter's reporting unit.

NI - Not Ignitable.

RL - Reporting Limit: The value at which an instrument can accurately measure an analyte at a specific concentration. The RL includes any adjustments from dilutions, concentrations or moisture content, where applicable.

RPD - Relative Percent Difference: The results from matrix and/or matrix spike duplicates are primarily designed to assess the precision of analytical results in a given matrix and are expressed as relative percent difference (RPD). Values which are less than five times the reporting limit for any individual parameter are evaluated by utilizing the absolute difference between the values; although the RPD value will be provided in the report.

SRM - Standard Reference Material: A reference sample of a known or certified value that is of the same or similar matrix as the associated field samples.

Footnotes

1 - The reference for this analyte should be considered modified since this analyte is absent from the target analyte list of the original method.

Terms

Analytical Method: Both the document from which the method originates and the analytical reference method. (Example: EPA 8260B is shown as 1,8260B.) The codes for the reference method documents are provided in the References section of the Addendum.

Data Qualifiers

A - Spectra identified as "Aldol Condensation Product".

B - The analyte was detected above the reporting limit in the associated method blank. Flag only applies to associated field samples that have detectable concentrations of the analyte at less than ten times (10x) the concentration found in the blank. For MCP-related projects, flag only applies to associated field samples that have detectable concentrations of the analyte at less than ten times (10x) the concentration found in the blank. For DOD-related projects, flag only applies to associated field samples that have detectable concentrations of the analyte at less than ten times (10x) the concentration found in the blank AND the analyte was detected above one-half the reporting limit (or above the reporting limit for common lab contaminants) in the associated method blank. For NJ-Air-related projects, flag only applies to associated field samples that have detectable concentrations of the analyte above the reporting limit.

C - Co-elution: The target analyte co-elutes with a known lab standard (i.e. surrogate, internal standards, etc.) for co-extracted analyses.

D - Concentration of analyte was quantified from diluted analysis. Flag only applies to field samples that have detectable concentrations of the analyte.

E - Concentration of analyte exceeds the range of the calibration curve and/or linear range of the instrument.

G - The concentration may be biased high due to matrix interferences (i.e, co-elution) with non-target compound(s). The result should be considered estimated.

H - The analysis of pH was performed beyond the regulatory-required holding time of 15 minutes from the time of sample collection.

I - The lower value for the two columns has been reported due to obvious interference.

Report Format: DU Report with 'J' Qualifiers

Project Name:	NEIP/AOC 3	**Lab Number:**	L1403941
Project Number:	610.27	**Report Date:**	02/28/14

Data Qualifiers

M - Reporting Limit (RL) exceeds the MCP CAM Reporting Limit for this analyte.

NJ - Presumptive evidence of compound. This represents an estimated concentration for Tentatively Identified Compounds (TICs), where the identification is based on a mass spectral library search.

P - The RPD between the results for the two columns exceeds the method-specified criteria.

Q - The quality control sample exceeds the associated acceptance criteria. For DOD-related projects, LCS and/or Continuing Calibration Standard exceedences are also qualified on all associated sample results. Note: This flag is not applicable for matrix spike recoveries when the sample concentration is greater than 4x the spike added or for batch duplicate RPD when the sample concentrations are less than 5x the RL. (Metals only.)

R - Analytical results are from sample re-analysis.

RE - Analytical results are from sample re-extraction.

S - Analytical results are from modified screening analysis.

J - Estimated value. The Target analyte concentration is below the quantitation limit (RL), but above the Method Detection Limit (MDL) or Estimated Detection Limit (EDL) for SPME-related analyses. This represents an estimated concentration for Tentatively Identified Compounds (TICs).

ND - Not detected at the method detection limit (MDL) for the sample, or estimated detection limit (EDL) for SPME-related analyses.

Report Format: DU Report with 'J' Qualifiers

REFERENCES

48 Compendium of Methods for the Determination of Toxic Organic Compounds in Ambient Air. Second Edition. EPA/625/R-96/010b, January 1999.

LIMITATION OF LIABILITIES

Alpha Analytical performs services with reasonable care and diligence normal to the analytical testing laboratory industry. In the event of an error, the sole and exclusive responsibility of Alpha Analytical shall be to re-perform the work at it's own expense. In no event shall Alpha Analytical be held liable for any incidental, consequential or special damages, including but not limited to, damages in any way connected with the use of, interpretation of, information or analysis provided by Alpha Analytical.

We strongly urge our clients to comply with EPA protocol regarding sample volume, preservation, cooling, containers, sampling procedures, holding time and splitting of samples in the field.

Certification Information

Last revised December 11, 2013

The following analytes are not included in our NELAP Scope of Accreditation:

Westborough Facility
EPA 524.2: Acetone, 2-Butanone (Methyl ethyl ketone (MEK)), Tert-butyl alcohol, 2-Hexanone, Tetrahydrofuran, 1,3,5-Trichlorobenzene, 4-Methyl-2-pentanone (MIBK), Carbon disulfide, Diethyl ether.
EPA 8260C: 1,2,4,5-Tetramethylbenzene, 4-Ethyltoluene, Iodomethane (methyl iodide), Methyl methacrylate, Azobenzene.
EPA 8330A/B: PETN, Picric Acid, Nitroglycerine, 2,6-DANT, 2,4-DANT.
EPA 8270D: 1-Methylnaphthalene, Dimethylnaphthalene,1,4-Diphenylhydrazine.
EPA 625: 4-Chloroaniline, 4-Methylphenol.
SM4500: Soil: Total Phosphorus, TKN, NO2, NO3.
EPA 9071: Total Petroleum Hydrocarbons, Oil & Grease.

Mansfield Facility
EPA 8270D: Biphenyl.
EPA TO-15: Halothane, 2,4,4-Trimethyl-2-pentene, 2,4,4-Trimethyl-1-pentene, Thiophene, 2-Methylthiophene, 3-Methylthiophene, 2-Ethylthiophene, 1,2,3-Trimethylbenzene, Indan, Indene, 1,2,4,5-Tetramethylbenzene, Benzothiophene, 1-Methylnaphthalene.

The following analytes are included in our Massachusetts DEP Scope of Accreditation, Westborough Facility:

Drinking Water
EPA 200.8: Sb,As,Ba,Be,Cd,Cr,Cu,Pb,Ni,Se,Tl; **EPA 200.7**: Ba,Be,Ca,Cd,Cr,Cu,Na; **EPA 245.1:** Mercury;
EPA 300.0: Nitrate-N, Fluoride, Sulfate; **EPA 353.2**: Nitrate-N, Nitrite-N; **SM4500NO3-F**: Nitrate-N, Nitrite-N; **SM4500F-C, SM4500CN-CE, EPA 180.1, SM2130B, SM4500Cl-D, SM2320B, SM2540C, SM4500H-B**
EPA 332: Perchlorate.
Microbiology: **SM9215B; SM9223-P/A, SM9223B-Colilert-QT, Enterolert-QT.**

Non-Potable Water
EPA 200.8: Al,Sb,As,Be,Cd,Cr,Cu,Pb,Mn,Ni,Se,Ag,Tl,Zn;
EPA 200.7: Al,Sb,As,Be,Cd,Ca,Cr,Co,Cu,Fe,Pb,Mg,Mn,Mo,Ni,K,Se,Ag,Na,Sr,Ti,Tl,V,Zn;
EPA 245.1, SM4500H,B, EPA 120.1, SM2510B, SM2540C, SM2340B, SM2320B, SM4500CL-E, SM4500F-BC, SM426C, SM4500NH3-BH, **EPA 350.1**: Ammonia-N, **LACHAT 10-107-06-1-B**: Ammonia-N, **SM4500NO3-F, EPA 353.2**: Nitrate-N**, SM4500NH3-BC-NES, EPA 351.1, SM4500P-E, SM4500P-B, E, SM5220D, EPA 410.4, SM5210B, SM5310C, SM4500CL-D, EPA 1664, SM14 510AC, EPA 420.1, SM4500-CN-CE, SM2540D.**
EPA 624: Volatile Halocarbons & Aromatics,
EPA 608: Chlordane, Toxaphene, Aldrin, alpha-BHC, beta-BHC, gamma-BHC, delta-BHC, Dieldrin, DDD, DDE, DDT, Endosulfan I, Endosulfan II, Endosulfan sulfate, Endrin, Endrin Aldehyde, Heptachlor, Heptachlor Epoxide, PCBs
EPA 625: SVOC (Acid/Base/Neutral Extractables), **EPA 600/4-81-045**: PCB-Oil.
Microbiology: **SM9223B-Colilert-QT; Enterolert-QT, SM9222D-MF**.

For a complete listing of analytes and methods, please contact your Alpha Project Manager.

AIR ANALYSIS

PAGE 1 OF 1

ALPHA ANALYTICAL — *CHAIN OF CUSTODY*

320 Forbes Blvd, Mansfield, MA 02048
TEL: 508-822-9300 FAX: 508-822-3288

Date Rec'd in Lab: 2/21/14

ALPHA Job #: L1403941

Client Information

Client: H2H Associates, LLC
Address: 179 River Street
Troy NY 12180
Phone: 518-270-1620
Fax:
Email: lhoose@h2hassociates.com

☐ These samples have been previously analyzed by Alpha

Project Information

Project Name: NEIP/AOC 3
Project Location: Guilderland NY
Project #: 610.27
Project Manager: Lori Hoose
ALPHA Quote #:

Turn-Around Time

☒ Standard ☐ RUSH *(only confirmed if pre-approved!)*

Date Due: **Time:**

Report Information - Data Deliverables

☐ FAX
☒ ADEx
Criteria Checker:
(Default based on Regulatory Criteria Indicated)
Other Formats:
☒ EMAIL (standard pdf report)
☐ Additional Deliverables:
Report to: (if different than Project Manager)

Billing Information

☒ Same as Client info PO #:

Regulatory Requirements/Report Limits

State/Fed	Program	Criteria

Other Project Specific Requirements/Comments:

All Columns Below Must Be Filled Out

ALPHA Lab ID (Lab Use Only)	Sample ID	Collection Date	Start Time	End Time	Initial Vacuum	Final Vacuum	Sample Matrix*	Sampler's Initials	Can Size	I D Can	I D - Flow Controller	TO-14A by TO-15	TO-15	TO-15 SIM	APH	FIXED GASES	TO-13A	TO-4 / TO-10	Sample Comments (i.e. PID)
03941 01	SG-8	2-20-14	11:05	16:18	-28.92	-0.09	SV	[illegible]	2.7L	416	0204		X						
02	SG-9	2-20-14	11:55	16:23	-29.22	-0.15	SV	[illegible]	2.7L	141	0455		X						
03	DUP-2-20-14-1	2-20-14	—	—	-29.88	0.00	SV	[illegible]	2.7L	521	0146		X						
04	SG-7	2-21-14	09:42	13:42	-29.90	-2.68	SV	[illegible]	2.7L	211	0453		X						

*SAMPLE MATRIX CODES
AA = Ambient Air (Indoor/Outdoor)
SV = Soil Vapor/Landfill Gas/SVE
Other = Please Specify

Container Type: [illegible]

	Relinquished By:	Date/Time	Received By:	Date/Time:
SH 2/22/14 04:00	[signature]	2/21/14 1415	Robert Haine	2-21-14 1415
Mansfield lab 2/22/14 04:00	Robert Haine	2/21/14 20:45	[signature]	2-21-14 20:45
	[signature]	2/21/14 23:44	SH	2/21/14 23:44

Please print clearly, legibly and completely. Samples can not be logged in and turnaround time clock will not start until any ambiguities are resolved. BY EXECUTING THIS COC, THE CLIENT HAS READ AND AGREES TO BE BOUND BY ALPHA'S TERMS & CONDITIONS.

ANALYTICAL REPORT

Lab Number:	L1407104
Client:	H2H Associates, LLC 179 River Street Troy, NY 12189
ATTN:	Lori Hoose
Phone:	(518) 270-1620
Project Name:	AOC#3 GROUNDWATER
Project Number:	610.27
Report Date:	04/10/14

The original project report/data package is held by Alpha Analytical. This report/data package is paginated and should be reproduced only in its entirety. Alpha Analytical holds no responsibility for results and/or data that are not consistent with the original.

Certifications & Approvals: MA (M-MA086), NY (11148), CT (PH-0574), NH (2003), NJ NELAP (MA935), RI (LAO00065), ME (MA00086), PA (68-03671), USDA (Permit #P-330-11-00240), NC (666), TX (T104704476), DOD (L2217), US Army Corps of Engineers.

Eight Walkup Drive, Westborough, MA 01581-1019
508-898-9220 (Fax) 508-898-9193 800-624-9220 - www.alphalab.com

Project Name: AOC#3 GROUNDWATER
Project Number: 610.27

Lab Number: L1407104
Report Date: 04/10/14

Alpha Sample ID	Client ID	Sample Location	Collection Date/Time
L1407104-01	MW-10	AOC #3 GUILDERLAND NY	04/03/14 15:42
L1407104-02	MW-11	AOC #3 GUILDERLAND NY	04/03/14 14:23
L1407104-03	MW-9	AOC #3 GUILDERLAND NY	04/02/14 17:43
L1407104-04	MW-4-2	AOC #3 GUILDERLAND NY	04/02/14 10:30
L1407104-05	DUP-1-4-2-14	AOC #3 GUILDERLAND NY	04/02/14 00:00
L1407104-06	MW-5	AOC #3 GUILDERLAND NY	04/03/14 10:25
L1407104-07	MW-12	AOC #3 GUILDERLAND NY	04/03/14 12:53
L1407104-08	MW-6	AOC #3 GUILDERLAND NY	04/03/14 09:05
L1407104-09	MW-8	AOC #3 GUILDERLAND NY	04/02/14 12:30
L1407104-10	MW-2	AOC #3 GUILDERLAND NY	04/02/14 15:00
L1407104-11	MW-1	AOC #3 GUILDERLAND NY	04/02/14 16:20
L1407104-12	TRIPBLANK-4-3-14	AOC #3 GUILDERLAND NY	04/03/14 00:00

Project Name: AOC#3 GROUNDWATER **Lab Number:** L1407104
Project Number: 610.27 **Report Date:** 04/10/14

Case Narrative

The samples were received in accordance with the Chain of Custody and no significant deviations were encountered during the preparation or analysis unless otherwise noted. Sample Receipt, Container Information, and the Chain of Custody are located at the back of the report.

Results contained within this report relate only to the samples submitted under this Alpha Lab Number and meet all of the requirements of NELAC, for all NELAC accredited parameters. The data presented in this report is organized by parameter (i.e. VOC, SVOC, etc.). Sample specific Quality Control data (i.e. Surrogate Spike Recovery) is reported at the end of the target analyte list for each individual sample, followed by the Laboratory Batch Quality Control at the end of each parameter. If a sample was re-analyzed or re-extracted due to a required quality control corrective action and if both sets of data are reported, the Laboratory ID of the re-analysis or re-extraction is designated with an "R" or "RE", respectively. When multiple Batch Quality Control elements are reported (e.g. more than one LCS), the associated samples for each element are noted in the grey shaded header line of each data table. Any Laboratory Batch, Sample Specific % recovery or RPD value that is outside the listed Acceptance Criteria is bolded in the report. Performance criteria for CAM and RCP methods allow for some LCS compound failures to occur and still be within method compliance. In these instances, the specific failures are not narrated but are noted in the associated QC table. This information is also incorporated in the Data Usability format for our Data Merger tool where it can be reviewed along with any associated usability implications. Soil/sediments, solids and tissues are reported on a dry weight basis unless otherwise noted. Definitions of all data qualifiers and acronyms used in this report are provided in the Glossary located at the back of the report.

In reference to questions H (CAM) or 4 (RCP) when "NO" is checked, the performance criteria for CAM and RCP methods allow for some quality control failures to occur and still be within method compliance. In these instances the specific failure is not narrated but noted in the associated QC table. The information is also incorporated in the Data Usability format of our Data Merger tool where it can be reviewed along with any associated usability implications.

Please see the associated ADEx data file for a comparison of laboratory reporting limits that were achieved with the regulatory Numerical Standards requested on the Chain of Custody.

HOLD POLICY
For samples submitted on hold, Alpha's policy is to hold samples (with the exception of Air canisters) free of charge for 21 calendar days from the date the project is completed. After 21 calendar days, we will dispose of all samples submitted including those put on hold unless you have contacted your Client Service Representative and made arrangements for Alpha to continue to hold the samples. Air canisters will be disposed after 3 business days from the date the project is completed.

Please contact Client Services at 800-624-9220 with any questions.

Project Name:	AOC#3 GROUNDWATER	**Lab Number:**	L1407104
Project Number:	610.27	**Report Date:**	04/10/14

Case Narrative (continued)

Report Submission

Testing performed for the reported analyses followed the guidelines established under the DoD QSM 4.2, where applicable.

All non-detect (ND) or estimated concentrations (J-qualified) have been quantitated to the limit noted in the MDL column.

Note: When manual integrations are performed, they are assigned one of the following codes, and can be found on the raw data provided within the data deliverable package.

Manual Integration Codes

M1 Split or tailing peak, auto integration stopped early resulting in false low area count.

M2 Peak not found by automatic integration algorithm.

M3 Misidentification of the peak (i.e. 1,4-dichlorobenzene identified as 1,3-dichlorobenzene), or misidentification from 2 partially resolved peaks not being split.

M4 Poor automated baseline construction.

M5 Manual integration over a retention time range required, i.e. for hydrocarbon range methods.

M6 Misassignment of peak valley by automated integration (poor split of 2 peaks).

M7 A qualifier ion was manually integrated (only for GC/MS data).

M8 Integration of individual analyte eluting on top of an unresolved complex.

M9 Other: Explain on chromatogram.

I, the undersigned, attest under the pains and penalties of perjury that, to the best of my knowledge and belief and based upon my personal inquiry of those responsible for providing the information contained in this analytical report, such information is accurate and complete. This certificate of analysis is not complete unless this page accompanies any and all pages of this report.

Authorized Signature: Michelle M. Morris

Title: Technical Director/Representative Date: 04/10/14

ORGANICS

VOLATILES

Project Name: AOC#3 GROUNDWATER **Lab Number:** L1407104

Project Number: 610.27 **Report Date:** 04/10/14

SAMPLE RESULTS

Lab ID:	L1407104-01	Date Collected:	04/03/14 15:42
Client ID:	MW-10	Date Received:	04/03/14
Sample Location:	AOC #3 GUILDERLAND NY	Field Prep:	Not Specified
Matrix:	Water		
Analytical Method:	1,8260C		
Analytical Date:	04/09/14 21:19		
Analyst:	MS		

Parameter	Result	Qualifier	Units	RL	MDL	Dilution Factor
Volatile Organics by GC/MS - Westborough Lab						
Tetrachloroethene	0.816		ug/l	0.500	0.181	1
Vinyl chloride	ND		ug/l	1.00	0.142	1
Trichloroethene	5.55		ug/l	0.500	0.175	1
cis-1,2-Dichloroethene	0.654		ug/l	0.500	0.187	1

Surrogate	% Recovery	Qualifier	Acceptance Criteria
1,2-Dichloroethane-d4	99		70-120
Toluene-d8	101		85-120
4-Bromofluorobenzene	106		75-120
Dibromofluoromethane	98		85-115

Project Name: AOC#3 GROUNDWATER **Lab Number:** L1407104

Project Number: 610.27 **Report Date:** 04/10/14

SAMPLE RESULTS

Lab ID:	L1407104-02	Date Collected:	04/03/14 14:23
Client ID:	MW-11	Date Received:	04/03/14
Sample Location:	AOC #3 GUILDERLAND NY	Field Prep:	Not Specified
Matrix:	Water		
Analytical Method:	1,8260C		
Analytical Date:	04/09/14 21:51		
Analyst:	MS		

Parameter	Result	Qualifier	Units	RL	MDL	Dilution Factor
Volatile Organics by GC/MS - Westborough Lab						
Tetrachloroethene	ND		ug/l	0.500	0.181	1
Vinyl chloride	ND		ug/l	1.00	0.142	1
Trichloroethene	1.00		ug/l	0.500	0.175	1
cis-1,2-Dichloroethene	ND		ug/l	0.500	0.187	1

Surrogate	% Recovery	Qualifier	Acceptance Criteria
1,2-Dichloroethane-d4	99		70-120
Toluene-d8	102		85-120
4-Bromofluorobenzene	105		75-120
Dibromofluoromethane	99		85-115

Project Name: AOC#3 GROUNDWATER **Lab Number:** L1407104

Project Number: 610.27 **Report Date:** 04/10/14

SAMPLE RESULTS

Lab ID:	L1407104-03	Date Collected:	04/02/14 17:43
Client ID:	MW-9	Date Received:	04/03/14
Sample Location:	AOC #3 GUILDERLAND NY	Field Prep:	Not Specified
Matrix:	Water		
Analytical Method:	1,8260C		
Analytical Date:	04/09/14 22:23		
Analyst:	MS		

Parameter	Result	Qualifier	Units	RL	MDL	Dilution Factor
Volatile Organics by GC/MS - Westborough Lab						
Tetrachloroethene	0.215	J	ug/l	0.500	0.181	1
Vinyl chloride	ND		ug/l	1.00	0.142	1
Trichloroethene	3.72		ug/l	0.500	0.175	1
cis-1,2-Dichloroethene	0.686		ug/l	0.500	0.187	1

Surrogate	% Recovery	Qualifier	Acceptance Criteria
1,2-Dichloroethane-d4	100		70-120
Toluene-d8	102		85-120
4-Bromofluorobenzene	106		75-120
Dibromofluoromethane	99		85-115

Project Name: AOC#3 GROUNDWATER **Lab Number:** L1407104

Project Number: 610.27 **Report Date:** 04/10/14

SAMPLE RESULTS

Lab ID:	L1407104-04	Date Collected:	04/02/14 10:30
Client ID:	MW-4-2	Date Received:	04/03/14
Sample Location:	AOC #3 GUILDERLAND NY	Field Prep:	Not Specified
Matrix:	Water		
Analytical Method:	1,8260C		
Analytical Date:	04/09/14 22:55		
Analyst:	MS		

Parameter	Result	Qualifier	Units	RL	MDL	Dilution Factor
Volatile Organics by GC/MS - Westborough Lab						
Tetrachloroethene	ND		ug/l	0.500	0.181	1
Vinyl chloride	ND		ug/l	1.00	0.142	1
Trichloroethene	ND		ug/l	0.500	0.175	1
cis-1,2-Dichloroethene	ND		ug/l	0.500	0.187	1

Surrogate	% Recovery	Qualifier	Acceptance Criteria
1,2-Dichloroethane-d4	101		70-120
Toluene-d8	101		85-120
4-Bromofluorobenzene	104		75-120
Dibromofluoromethane	100		85-115

Project Name: AOC#3 GROUNDWATER **Lab Number:** L1407104

Project Number: 610.27 **Report Date:** 04/10/14

SAMPLE RESULTS

Lab ID:	L1407104-05	Date Collected:	04/02/14 00:00
Client ID:	DUP-1-4-2-14	Date Received:	04/03/14
Sample Location:	AOC #3 GUILDERLAND NY	Field Prep:	Not Specified
Matrix:	Water		
Analytical Method:	1,8260C		
Analytical Date:	04/09/14 23:27		
Analyst:	MS		

Parameter	Result	Qualifier	Units	RL	MDL	Dilution Factor
Volatile Organics by GC/MS - Westborough Lab						
Tetrachloroethene	0.327	J	ug/l	0.500	0.181	1
Vinyl chloride	ND		ug/l	1.00	0.142	1
Trichloroethene	3.76		ug/l	0.500	0.175	1
cis-1,2-Dichloroethene	2.12		ug/l	0.500	0.187	1

Surrogate	% Recovery	Qualifier	Acceptance Criteria
1,2-Dichloroethane-d4	100		70-120
Toluene-d8	101		85-120
4-Bromofluorobenzene	105		75-120
Dibromofluoromethane	100		85-115

Project Name: AOC#3 GROUNDWATER **Lab Number:** L1407104

Project Number: 610.27 **Report Date:** 04/10/14

SAMPLE RESULTS

Lab ID:	L1407104-06	Date Collected:	04/03/14 10:25
Client ID:	MW-5	Date Received:	04/03/14
Sample Location:	AOC #3 GUILDERLAND NY	Field Prep:	Not Specified
Matrix:	Water		
Analytical Method:	1,8260C		
Analytical Date:	04/10/14 02:40		
Analyst:	MS		

Parameter	Result	Qualifier	Units	RL	MDL	Dilution Factor
Volatile Organics by GC/MS - Westborough Lab						
Tetrachloroethene	ND		ug/l	0.500	0.181	1
Vinyl chloride	ND		ug/l	1.00	0.142	1
Trichloroethene	2.37		ug/l	0.500	0.175	1
cis-1,2-Dichloroethene	0.708		ug/l	0.500	0.187	1

Surrogate	% Recovery	Qualifier	Acceptance Criteria
1,2-Dichloroethane-d4	102		70-120
Toluene-d8	101		85-120
4-Bromofluorobenzene	102		75-120
Dibromofluoromethane	103		85-115

Project Name: AOC#3 GROUNDWATER **Lab Number:** L1407104

Project Number: 610.27 **Report Date:** 04/10/14

SAMPLE RESULTS

Lab ID:	L1407104-07	Date Collected:	04/03/14 12:53
Client ID:	MW-12	Date Received:	04/03/14
Sample Location:	AOC #3 GUILDERLAND NY	Field Prep:	Not Specified
Matrix:	Water		
Analytical Method:	1,8260C		
Analytical Date:	04/09/14 23:59		
Analyst:	MS		

Parameter	Result	Qualifier	Units	RL	MDL	Dilution Factor
Volatile Organics by GC/MS - Westborough Lab						
Tetrachloroethene	0.281	J	ug/l	0.500	0.181	1
Vinyl chloride	ND		ug/l	1.00	0.142	1
Trichloroethene	2.05		ug/l	0.500	0.175	1
cis-1,2-Dichloroethene	0.254	J	ug/l	0.500	0.187	1

Surrogate	% Recovery	Qualifier	Acceptance Criteria
1,2-Dichloroethane-d4	101		70-120
Toluene-d8	102		85-120
4-Bromofluorobenzene	103		75-120
Dibromofluoromethane	101		85-115

Project Name: AOC#3 GROUNDWATER **Lab Number:** L1407104

Project Number: 610.27 **Report Date:** 04/10/14

SAMPLE RESULTS

Lab ID:	L1407104-08	Date Collected:	04/03/14 09:05
Client ID:	MW-6	Date Received:	04/03/14
Sample Location:	AOC #3 GUILDERLAND NY	Field Prep:	Not Specified
Matrix:	Water		
Analytical Method:	1,8260C		
Analytical Date:	04/10/14 00:32		
Analyst:	MS		

Parameter	Result	Qualifier	Units	RL	MDL	Dilution Factor
Volatile Organics by GC/MS - Westborough Lab						
Tetrachloroethene	ND		ug/l	0.500	0.181	1
Vinyl chloride	ND		ug/l	1.00	0.142	1
Trichloroethene	0.715		ug/l	0.500	0.175	1
cis-1,2-Dichloroethene	ND		ug/l	0.500	0.187	1

Surrogate	% Recovery	Qualifier	Acceptance Criteria
1,2-Dichloroethane-d4	101		70-120
Toluene-d8	102		85-120
4-Bromofluorobenzene	105		75-120
Dibromofluoromethane	101		85-115

Project Name: AOC#3 GROUNDWATER **Lab Number:** L1407104

Project Number: 610.27 **Report Date:** 04/10/14

SAMPLE RESULTS

Lab ID:	L1407104-09	Date Collected:	04/02/14 12:30
Client ID:	MW-8	Date Received:	04/03/14
Sample Location:	AOC #3 GUILDERLAND NY	Field Prep:	Not Specified
Matrix:	Water		
Analytical Method:	1,8260C		
Analytical Date:	04/10/14 01:04		
Analyst:	MS		

Parameter	Result	Qualifier	Units	RL	MDL	Dilution Factor
Volatile Organics by GC/MS - Westborough Lab						
Tetrachloroethene	0.332	J	ug/l	0.500	0.181	1
Vinyl chloride	ND		ug/l	1.00	0.142	1
Trichloroethene	3.70		ug/l	0.500	0.175	1
cis-1,2-Dichloroethene	2.07		ug/l	0.500	0.187	1

Surrogate	% Recovery	Qualifier	Acceptance Criteria
1,2-Dichloroethane-d4	101		70-120
Toluene-d8	103		85-120
4-Bromofluorobenzene	106		75-120
Dibromofluoromethane	101		85-115

Project Name: AOC#3 GROUNDWATER **Lab Number:** L1407104

Project Number: 610.27 **Report Date:** 04/10/14

SAMPLE RESULTS

Lab ID:	L1407104-10	Date Collected:	04/02/14 15:00
Client ID:	MW-2	Date Received:	04/03/14
Sample Location:	AOC #3 GUILDERLAND NY	Field Prep:	Not Specified
Matrix:	Water		
Analytical Method:	1,8260C		
Analytical Date:	04/10/14 01:36		
Analyst:	MS		

Parameter	Result	Qualifier	Units	RL	MDL	Dilution Factor
Volatile Organics by GC/MS - Westborough Lab						
Tetrachloroethene	ND		ug/l	0.500	0.181	1
Vinyl chloride	ND		ug/l	1.00	0.142	1
Trichloroethene	1.93		ug/l	0.500	0.175	1
cis-1,2-Dichloroethene	ND		ug/l	0.500	0.187	1

Surrogate	% Recovery	Qualifier	Acceptance Criteria
1,2-Dichloroethane-d4	102		70-120
Toluene-d8	102		85-120
4-Bromofluorobenzene	105		75-120
Dibromofluoromethane	102		85-115

Project Name: AOC#3 GROUNDWATER **Lab Number:** L1407104

Project Number: 610.27 **Report Date:** 04/10/14

SAMPLE RESULTS

Lab ID:	L1407104-11	Date Collected:	04/02/14 16:20
Client ID:	MW-1	Date Received:	04/03/14
Sample Location:	AOC #3 GUILDERLAND NY	Field Prep:	Not Specified
Matrix:	Water		
Analytical Method:	1,8260C		
Analytical Date:	04/10/14 02:08		
Analyst:	MS		

Parameter	Result	Qualifier	Units	RL	MDL	Dilution Factor
Volatile Organics by GC/MS - Westborough Lab						
Tetrachloroethene	ND		ug/l	0.500	0.181	1
Vinyl chloride	ND		ug/l	1.00	0.142	1
Trichloroethene	ND		ug/l	0.500	0.175	1
cis-1,2-Dichloroethene	ND		ug/l	0.500	0.187	1

Surrogate	% Recovery	Qualifier	Acceptance Criteria
1,2-Dichloroethane-d4	102		70-120
Toluene-d8	101		85-120
4-Bromofluorobenzene	106		75-120
Dibromofluoromethane	102		85-115

Project Name: AOC#3 GROUNDWATER **Lab Number:** L1407104

Project Number: 610.27 **Report Date:** 04/10/14

SAMPLE RESULTS

Lab ID:	L1407104-12	Date Collected:	04/03/14 00:00
Client ID:	TRIPBLANK-4-3-14	Date Received:	04/03/14
Sample Location:	AOC #3 GUILDERLAND NY	Field Prep:	Not Specified
Matrix:	Water		
Analytical Method:	1,8260C		
Analytical Date:	04/09/14 20:46		
Analyst:	MS		

Parameter	Result	Qualifier	Units	RL	MDL	Dilution Factor
Volatile Organics by GC/MS - Westborough Lab						
Tetrachloroethene	ND		ug/l	0.500	0.181	1
Vinyl chloride	ND		ug/l	1.00	0.142	1
Trichloroethene	ND		ug/l	0.500	0.175	1
cis-1,2-Dichloroethene	ND		ug/l	0.500	0.187	1

Surrogate	% Recovery	Qualifier	Acceptance Criteria
1,2-Dichloroethane-d4	98		70-120
Toluene-d8	101		85-120
4-Bromofluorobenzene	104		75-120
Dibromofluoromethane	97		85-115

Project Name: AOC#3 GROUNDWATER
Project Number: 610.27
Lab Number: L1407104
Report Date: 04/10/14

Method Blank Analysis
Batch Quality Control

Analytical Method: 1,8260C
Analytical Date: 04/09/14 20:14
Analyst: MS

Parameter	Result	Qualifier	Units	RL	MDL
Volatile Organics by GC/MS - Westborough Lab for sample(s): 01-12 Batch: WG681285-3					
Tetrachloroethene	ND		ug/l	0.500	0.181
Vinyl chloride	ND		ug/l	1.00	0.142
Trichloroethene	ND		ug/l	0.500	0.175
cis-1,2-Dichloroethene	ND		ug/l	0.500	0.187

Surrogate	%Recovery	Qualifier	Acceptance Criteria
1,2-Dichloroethane-d4	98		70-120
Toluene-d8	101		85-120
4-Bromofluorobenzene	108		75-120
Dibromofluoromethane	96		85-115

Lab Control Sample Analysis

Batch Quality Control

Project Name: AOC#3 GROUNDWATER

Project Number: 610.27

Lab Number: L1407104

Report Date: 04/10/14

Parameter	LCS %Recovery	Qual	LCSD %Recovery	Qual	%Recovery Limits	RPD	Qual	RPD Limits
Volatile Organics by GC/MS - Westborough Lab Associated sample(s): 01-12 Batch: WG681285-1 WG681285-2								
Tetrachloroethene	94		92		45-150	2		30
Vinyl chloride	90		92		50-145	2		30
Trichloroethene	96		94		70-125	2		30
cis-1,2-Dichloroethene	95		94		70-125	1		30

Surrogate	LCS %Recovery	Qual	LCSD %Recovery	Qual	Acceptance Criteria
1,2-Dichloroethane-d4	94		95		70-120
Toluene-d8	101		101		85-120
4-Bromofluorobenzene	99		99		75-120
Dibromofluoromethane	97		98		85-115

Matrix Spike Analysis
Batch Quality Control

Project Name: AOC#3 GROUNDWATER
Project Number: 610.27

Lab Number: L1407104
Report Date: 04/10/14

Parameter	Native Sample	MS Added	MS Found	MS %Recovery	Qual	MSD Found	MSD %Recovery	Qual	Recovery Limits	RPD	Qual	RPD Limits
Volatile Organics by GC/MS - Westborough Lab Associated sample(s): 01-12 QC Batch ID: WG681285-4 WG681285-5 QC Sample: L1407104-06 Client ID: MW-5												
Tetrachloroethene	ND	10	10.1	101		10.0	100		45-150	1		30
Vinyl chloride	ND	10	10.5	105		11.2	112		50-145	6		30
Trichloroethene	2.37	10	13.5	111		13.1	107		70-125	3		30
cis-1,2-Dichloroethene	0.708	10	11.1	104		11.1	104		70-125	0		30

Surrogate	MS % Recovery	MS Qualifier	MSD % Recovery	MSD Qualifier	Acceptance Criteria
1,2-Dichloroethane-d4	99		98		70-120
4-Bromofluorobenzene	99		99		75-120
Dibromofluoromethane	103		100		85-115
Toluene-d8	100		101		85-120

Project Name: AOC#3 GROUNDWATER
Project Number: 610.27

Lab Number: L1407104
Report Date: 04/10/14

Sample Receipt and Container Information

Were project specific reporting limits specified? YES

Reagent H2O Preserved Vials Frozen on: NA

Cooler Information **Custody Seal**

Cooler	
A	Absent

Container Information

Container ID	Container Type	Cooler	pH	Temp deg C	Pres	Seal	Analysis(*)
L1407104-01A	Vial HCl preserved	A	N/A	4.9	Y	Absent	DOD-8260(14)
L1407104-01B	Vial HCl preserved	A	N/A	4.9	Y	Absent	DOD-8260(14)
L1407104-01C	Vial HCl preserved	A	N/A	4.9	Y	Absent	DOD-8260(14)
L1407104-02A	Vial HCl preserved	A	N/A	4.9	Y	Absent	DOD-8260(14)
L1407104-02B	Vial HCl preserved	A	N/A	4.9	Y	Absent	DOD-8260(14)
L1407104-02C	Vial HCl preserved	A	N/A	4.9	Y	Absent	DOD-8260(14)
L1407104-03A	Vial HCl preserved	A	N/A	4.9	Y	Absent	DOD-8260(14)
L1407104-03B	Vial HCl preserved	A	N/A	4.9	Y	Absent	DOD-8260(14)
L1407104-03C	Vial HCl preserved	A	N/A	4.9	Y	Absent	DOD-8260(14)
L1407104-04A	Vial HCl preserved	A	N/A	4.9	Y	Absent	DOD-8260(14)
L1407104-04B	Vial HCl preserved	A	N/A	4.9	Y	Absent	DOD-8260(14)
L1407104-04C	Vial HCl preserved	A	N/A	4.9	Y	Absent	DOD-8260(14)
L1407104-05A	Vial HCl preserved	A	N/A	4.9	Y	Absent	DOD-8260(14)
L1407104-05B	Vial HCl preserved	A	N/A	4.9	Y	Absent	DOD-8260(14)
L1407104-05C	Vial HCl preserved	A	N/A	4.9	Y	Absent	DOD-8260(14)
L1407104-06A	Vial HCl preserved	A	N/A	4.9	Y	Absent	DOD-8260(14)
L1407104-06A1	Vial HCl preserved	A	N/A	4.9	Y	Absent	DOD-8260(14)
L1407104-06A2	Vial HCl preserved	A	N/A	4.9	Y	Absent	DOD-8260(14)
L1407104-06B	Vial HCl preserved	A	N/A	4.9	Y	Absent	DOD-8260(14)
L1407104-06B1	Vial HCl preserved	A	N/A	4.9	Y	Absent	DOD-8260(14)
L1407104-06B2	Vial HCl preserved	A	N/A	4.9	Y	Absent	DOD-8260(14)
L1407104-06C	Vial HCl preserved	A	N/A	4.9	Y	Absent	DOD-8260(14)
L1407104-06C1	Vial HCl preserved	A	N/A	4.9	Y	Absent	DOD-8260(14)
L1407104-06C2	Vial HCl preserved	A	N/A	4.9	Y	Absent	DOD-8260(14)
L1407104-07A	Vial HCl preserved	A	N/A	4.9	Y	Absent	DOD-8260(14)
L1407104-07B	Vial HCl preserved	A	N/A	4.9	Y	Absent	DOD-8260(14)
L1407104-07C	Vial HCl preserved	A	N/A	4.9	Y	Absent	DOD-8260(14)

*Values in parentheses indicate holding time in days

Project Name: AOC#3 GROUNDWATER
Project Number: 610.27

Lab Number: L1407104
Report Date: 04/10/14

Container Information

Container ID	Container Type	Cooler	pH	Temp deg C	Pres	Seal	Analysis(*)
L1407104-08A	Vial HCl preserved	A	N/A	4.9	Y	Absent	DOD-8260(14)
L1407104-08B	Vial HCl preserved	A	N/A	4.9	Y	Absent	DOD-8260(14)
L1407104-08C	Vial HCl preserved	A	N/A	4.9	Y	Absent	DOD-8260(14)
L1407104-09A	Vial HCl preserved	A	N/A	4.9	Y	Absent	DOD-8260(14)
L1407104-09B	Vial HCl preserved	A	N/A	4.9	Y	Absent	DOD-8260(14)
L1407104-09C	Vial HCl preserved	A	N/A	4.9	Y	Absent	DOD-8260(14)
L1407104-10A	Vial HCl preserved	A	N/A	4.9	Y	Absent	DOD-8260(14)
L1407104-10B	Vial HCl preserved	A	N/A	4.9	Y	Absent	DOD-8260(14)
L1407104-10C	Vial HCl preserved	A	N/A	4.9	Y	Absent	DOD-8260(14)
L1407104-11A	Vial HCl preserved	A	N/A	4.9	Y	Absent	DOD-8260(14)
L1407104-11B	Vial HCl preserved	A	N/A	4.9	Y	Absent	DOD-8260(14)
L1407104-11C	Vial HCl preserved	A	N/A	4.9	Y	Absent	DOD-8260(14)
L1407104-12A	Vial HCl preserved	A	N/A	4.9	Y	Absent	DOD-8260(14)

*Values in parentheses indicate holding time in days

Project Name:	AOC#3 GROUNDWATER	**Lab Number:**	L1407104
Project Number:	610.27	**Report Date:**	04/10/14

GLOSSARY

Acronyms

EDL	- Estimated Detection Limit: This value represents the level to which target analyte concentrations are reported as estimated values, when those target analyte concentrations are quantified below the reporting limit (RL). The EDL includes any adjustments from dilutions, concentrations or moisture content, where applicable. The use of EDLs is specific to the analysis of PAHs using Solid-Phase Microextraction (SPME).
EPA	- Environmental Protection Agency.
LCS	- Laboratory Control Sample: A sample matrix, free from the analytes of interest, spiked with verified known amounts of analytes or a material containing known and verified amounts of analytes.
LCSD	- Laboratory Control Sample Duplicate: Refer to LCS.
LFB	- Laboratory Fortified Blank: A sample matrix, free from the analytes of interest, spiked with verified known amounts of analytes or a material containing known and verified amounts of analytes.
MDL	- Method Detection Limit: This value represents the level to which target analyte concentrations are reported as estimated values, when those target analyte concentrations are quantified below the reporting limit (RL). The MDL includes any adjustments from dilutions, concentrations or moisture content, where applicable.
MS	- Matrix Spike Sample: A sample prepared by adding a known mass of target analyte to a specified amount of matrix sample for which an independent estimate of target analyte concentration is available.
MSD	- Matrix Spike Sample Duplicate: Refer to MS.
NA	- Not Applicable.
NC	- Not Calculated: Term is utilized when one or more of the results utilized in the calculation are non-detect at the parameter's reporting unit.
NI	- Not Ignitable.
RL	- Reporting Limit: The value at which an instrument can accurately measure an analyte at a specific concentration. The RL includes any adjustments from dilutions, concentrations or moisture content, where applicable.
RPD	- Relative Percent Difference: The results from matrix and/or matrix spike duplicates are primarily designed to assess the precision of analytical results in a given matrix and are expressed as relative percent difference (RPD). Values which are less than five times the reporting limit for any individual parameter are evaluated by utilizing the absolute difference between the values; although the RPD value will be provided in the report.
SRM	- Standard Reference Material: A reference sample of a known or certified value that is of the same or similar matrix as the associated field samples.

Footnotes

1	- The reference for this analyte should be considered modified since this analyte is absent from the target analyte list of the original method.

Terms

Analytical Method: Both the document from which the method originates and the analytical reference method. (Example: EPA 8260B is shown as 1,8260B.) The codes for the reference method documents are provided in the References section of the Addendum.

Data Qualifiers

A	- Spectra identified as "Aldol Condensation Product".
B	- The analyte was detected above the reporting limit in the associated method blank. Flag only applies to associated field samples that have detectable concentrations of the analyte at less than ten times (10x) the concentration found in the blank. For MCP-related projects, flag only applies to associated field samples that have detectable concentrations of the analyte at less than ten times (10x) the concentration found in the blank. For DOD-related projects, flag only applies to associated field samples that have detectable concentrations of the analyte at less than ten times (10x) the concentration found in the blank AND the analyte was detected above one-half the reporting limit (or above the reporting limit for common lab contaminants) in the associated method blank. For NJ-Air-related projects, flag only applies to associated field samples that have detectable concentrations of the analyte above the reporting limit.
C	- Co-elution: The target analyte co-elutes with a known lab standard (i.e. surrogate, internal standards, etc.) for co-extracted analyses.
D	- Concentration of analyte was quantified from diluted analysis. Flag only applies to field samples that have detectable concentrations of the analyte.
E	- Concentration of analyte exceeds the range of the calibration curve and/or linear range of the instrument.
G	- The concentration may be biased high due to matrix interferences (i.e, co-elution) with non-target compound(s). The result should be considered estimated.
H	- The analysis of pH was performed beyond the regulatory-required holding time of 15 minutes from the time of sample collection.
I	- The lower value for the two columns has been reported due to obvious interference.

Report Format: DU Report with 'J' Qualifiers

Project Name:	AOC#3 GROUNDWATER	**Lab Number:**	L1407104
Project Number:	610.27	**Report Date:**	04/10/14

Data Qualifiers

M - Reporting Limit (RL) exceeds the MCP CAM Reporting Limit for this analyte.

NJ - Presumptive evidence of compound. This represents an estimated concentration for Tentatively Identified Compounds (TICs), where the identification is based on a mass spectral library search.

P - The RPD between the results for the two columns exceeds the method-specified criteria.

Q - The quality control sample exceeds the associated acceptance criteria. For DOD-related projects, LCS and/or Continuing Calibration Standard exceedences are also qualified on all associated sample results. Note: This flag is not applicable for matrix spike recoveries when the sample concentration is greater than 4x the spike added or for batch duplicate RPD when the sample concentrations are less than 5x the RL. (Metals only.)

R - Analytical results are from sample re-analysis.

RE - Analytical results are from sample re-extraction.

S - Analytical results are from modified screening analysis.

J - Estimated value. The Target analyte concentration is below the quantitation limit (RL), but above the Method Detection Limit (MDL) or Estimated Detection Limit (EDL) for SPME-related analyses. This represents an estimated concentration for Tentatively Identified Compounds (TICs).

ND - Not detected at the method detection limit (MDL) for the sample, or estimated detection limit (EDL) for SPME-related analyses.

Report Format: DU Report with 'J' Qualifiers

Project Name:	AOC#3 GROUNDWATER	**Lab Number:**	L1407104
Project Number:	610.27	**Report Date:**	04/10/14

REFERENCES

1 Test Methods for Evaluating Solid Waste: Physical/Chemical Methods. EPA SW-846. Third Edition. Updates I - IV, 2007.

The analyses performed on the sample(s) within this report are in accordance with the minimum established guidelines set forth in the Department of Defense Quality Systems Manual, Version 4.2, issued October 25, 2010.

LIMITATION OF LIABILITIES

Alpha Analytical performs services with reasonable care and diligence normal to the analytical testing laboratory industry. In the event of an error, the sole and exclusive responsibility of Alpha Analytical shall be to re-perform the work at it's own expense. In no event shall Alpha Analytical be held liable for any incidental, consequential or special damages, including but not limited to, damages in any way connected with the use of, interpretation of, information or analysis provided by Alpha Analytical.

We strongly urge our clients to comply with EPA protocol regarding sample volume, preservation, cooling, containers, sampling procedures, holding time and splitting of samples in the field.

Certification Information

Last revised December 11, 2013

The following analytes are not included in our NELAP Scope of Accreditation:

Westborough Facility
EPA 524.2: Acetone, 2-Butanone (Methyl ethyl ketone (MEK)), Tert-butyl alcohol, 2-Hexanone, Tetrahydrofuran, 1,3,5-Trichlorobenzene, 4-Methyl-2-pentanone (MIBK), Carbon disulfide, Diethyl ether.
EPA 8260C: 1,2,4,5-Tetramethylbenzene, 4-Ethyltoluene, Iodomethane (methyl iodide), Methyl methacrylate, Azobenzene.
EPA 8330A/B: PETN, Picric Acid, Nitroglycerine, 2,6-DANT, 2,4-DANT.
EPA 8270D: 1-Methylnaphthalene, Dimethylnaphthalene,1,4-Diphenylhydrazine.
EPA 625: 4-Chloroaniline, 4-Methylphenol.
SM4500: Soil: Total Phosphorus, TKN, NO2, NO3.
EPA 9071: Total Petroleum Hydrocarbons, Oil & Grease.

Mansfield Facility
EPA 8270D: Biphenyl.
EPA TO-15: Halothane, 2,4,4-Trimethyl-2-pentene, 2,4,4-Trimethyl-1-pentene, Thiophene, 2-Methylthiophene, 3-Methylthiophene, 2-Ethylthiophene, 1,2,3-Trimethylbenzene, Indan, Indene, 1,2,4,5-Tetramethylbenzene, Benzothiophene, 1-Methylnaphthalene.

The following analytes are included in our Massachusetts DEP Scope of Accreditation, Westborough Facility:

Drinking Water
EPA 200.8: Sb,As,Ba,Be,Cd,Cr,Cu,Pb,Ni,Se,Tl; **EPA 200.7**: Ba,Be,Ca,Cd,Cr,Cu,Na; **EPA 245.1:** Mercury;
EPA 300.0: Nitrate-N, Fluoride, Sulfate; **EPA 353.2**: Nitrate-N, Nitrite-N; **SM4500NO3-F**: Nitrate-N, Nitrite-N; **SM4500F-C, SM4500CN-CE, EPA 180.1, SM2130B, SM4500Cl-D, SM2320B, SM2540C, SM4500H-B**
EPA 332: Perchlorate.
Microbiology: **SM9215B; SM9223-P/A, SM9223B-Colilert-QT, Enterolert-QT.**

Non-Potable Water
EPA 200.8: Al,Sb,As,Be,Cd,Cr,Cu,Pb,Mn,Ni,Se,Ag,Tl,Zn;
EPA 200.7: Al,Sb,As,Be,Cd,Ca,Cr,Co,Cu,Fe,Pb,Mg,Mn,Mo,Ni,K,Se,Ag,Na,Sr,Ti,Tl,V,Zn;
EPA 245.1, SM4500H,B, EPA 120.1, SM2510B, SM2540C, SM2340B, SM2320B, SM4500CL-E, SM4500F-BC, SM426C, SM4500NH3-BH, **EPA 350.1**: Ammonia-N, **LACHAT 10-107-06-1-B**: Ammonia-N, **SM4500NO3-F, EPA 353.2**: Nitrate-N**, SM4500NH3-BC-NES, EPA 351.1, SM4500P-E, SM4500P-B, E, SM5220D, EPA 410.4, SM5210B, SM5310C, SM4500CL-D, EPA 1664, SM14 510AC, EPA 420.1, SM4500-CN-CE, SM2540D.**
EPA 624: Volatile Halocarbons & Aromatics,
EPA 608: Chlordane, Toxaphene, Aldrin, alpha-BHC, beta-BHC, gamma-BHC, delta-BHC, Dieldrin, DDD, DDE, DDT, Endosulfan I, Endosulfan II, Endosulfan sulfate, Endrin, Endrin Aldehyde, Heptachlor, Heptachlor Epoxide, PCBs
EPA 625: SVOC (Acid/Base/Neutral Extractables), **EPA 600/4-81-045**: PCB-Oil.
Microbiology: **SM9223B-Colilert-QT; Enterolert-QT, SM9222D-MF**.

For a complete listing of analytes and methods, please contact your Alpha Project Manager.

NEW YORK CHAIN OF CUSTODY

ALPHA ANALYTICAL

Westborough, MA 01581
8 Walkup Dr.
TEL: 508-898-9220
FAX: 508-898-9193

Mansfield, MA 02048
320 Forbes Blvd
TEL: 508-822-9300
FAX: 508-822-3288

Service Centers
Mahwah, NJ 07430: 35 Whitney Rd, Suite 5
Albany, NY 12205: 14 Walker Way
Tonawanda, NY 14150: 275 Cooper Ave, Suite 105

Page 1 of 2

Date Rec'd in Lab: 4/4/14

ALPHA Job #: L1407104

Client Information

Client: H2H Associates
Address: 179 River Road
Troy, NY 12180
Phone: 518-270-1620
Fax:
Email: lhoose@h2hassociates.com

Project Information

Project Name: AOC #3 Groundwater
Project Location: AOC #3 Guilderland NY
Project # 610.27
(Use Project name as Project #) ☐
Project Manager: Gina Hall
ALPHAQuote #:

Turn-Around Time

Standard ☑ Due Date: 4/11/14
Rush (only if pre approved) ☐ # of Days:

Deliverables

☐ ASP-A ☐ ASP-B
☐ EQuIS (1 File) ☐ EQuIS (4 File)
☐ Other

Regulatory Requirement

☐ NY TOGS ☐ NY Part 375
☐ AWQ Standards ☐ NY CP-51
☐ NY Restricted Use ☐ Other
☐ NY Unrestricted Use
☐ NYC Sewer Discharge

Billing Information

☑ Same as Client Info
PO #

Disposal Site Information

Please identify below location of applicable disposal facilities.
Disposal Facility:
☐ NJ ☐ NY
☐ Other: NA

These samples have been previously analyzed by Alpha ☐

Other project specific requirements/comments:

Report only TCE, PCE, cis 1, 2-DCE, Vinyl Chloride.

Please specify Metals or TAL.

ANALYSIS

8260 (See Comments)

Sample Filtration
☐ **Done**
☐ **Lab to do**
Preservation
☐ **Lab to do**
(Please Specify below)

ALPHA Lab ID (Lab Use Only)	Sample ID	Collection Date	Collection Time	Sample Matrix	Sampler's Initials	8260	Sample Specific Comments	Total Bottles
07104-01	MW-10	4/3/14	1542	GW	AC	X		3
-02	MW-11	4/3/14	1423	GW	AC	X		3
-03	MW-9	4/2/14	1743	GW	AC	X		3
-04	MW-4-2	4/2/14	1030	GW	AC	X		3
-05	DUP-1-4-2-14	4/2/14	—	GW	AC	X		3
-06	MW-5	4/3/14	1025	GW	AC	X		3
-06	MS MW-5	4/3/14	1025	GW	AC	X		3
-06	MSD MW-5	4/3/14	1025	GW	AC	X		3
-07	MW-12	4/3/14	1253	GW	AC	X		3
-08	MW-6	4/3/14	0905	GW	AC	X		3

Container Type: V
Preservative: B

Preservative Code:
A = None
B = HCl
C = HNO_3
D = H_2SO_4
E = NaOH
F = MeOH
G = $NaHSO_4$
H = $Na_2S_2O_3$
K/E = Zn Ac/NaOH
O = Other

Container Code
P = Plastic
A = Amber Glass
V = Vial
G = Glass
B = Bacteria Cup
C = Cube
O = Other
E = Encore
D = BOD Bottle

Westboro: Certification No: MA935
Mansfield: Certification No: MA015

Relinquished By:	Date/Time	Received By:	Date/Time
	4/3/14 1655		4/3/14 1655
	4/4/14 1710		4/4/14 1710
	4/4/14 19:43		4/4/14 19:43

Please print clearly, legibly and completely. Samples can not be logged in and turnaround time clock will not start until any ambiguities are resolved. BY EXECUTING THIS COC, THE CLIENT HAS READ AND AGREES TO BE BOUND BY ALPHA'S

NEW YORK CHAIN OF CUSTODY

ALPHA ANALYTICAL

Westborough, MA 01581 — 8 Walkup Dr. — TEL: 508-898-9220 — FAX: 508-898-9193
Mansfield, MA 02048 — 320 Forbes Blvd — TEL: 508-822-9300 — FAX: 508-822-3288

Service Centers
Mahwah, NJ 07430: 35 Whitney Rd, Suite 5
Albany, NY 12205: 14 Walker Way
Tonawanda, NY 14150: 275 Cooper Ave, Suite 105

Page 2 of 2

Date Rec'd in Lab: 4/4/14

ALPHA Job #: L1407104

Client Information
Client: HZH Associates
Address: 179 River Street, Troy NY 12180
Phone: 518-270-1620
Fax:
Email: lhouse@hzhassociates.com

Project Information
Project Name: AOC #3 Groundwater
Project Location: AOC #3 Groundwater
Project #: 610.27
(Use Project name as Project #) ☐
Project Manager: Lori House
ALPHAQuote #:

Turn-Around Time
Standard ☒ 7/11/14 Due Date:
Rush (only if pre approved) ☐ # of Days:

These samples have been previously analyzed by Alpha ☐

Other project specific requirements/comments:
Report only TCE, PCE, cis 1,2-DCE, Vinyl chloride

Please specify Metals or TAL.

Deliverables
☐ ASP-A ☐ ASP-B
☐ EQuIS (1 File) ☐ EQuIS (4 File)
☐ Other

Regulatory Requirement
☐ NY TOGS ☐ NY Part 375
☐ AWQ Standards ☐ NY CP-51
☐ NY Restricted Use ☐ Other
☐ NY Unrestricted Use
☐ NYC Sewer Discharge

Billing Information
☒ Same as Client Info
PO #

Disposal Site Information
Please identify below location of applicable disposal facilities.
Disposal Facility:
☐ NJ ☐ NY
☐ Other:

ANALYSIS

Sample Filtration
☐ Done
☒ Lab to do
Preservation
☐ Lab to do
(Please Specify below)

ALPHA Lab ID (Lab Use Only)	Sample ID	Collection Date	Collection Time	Sample Matrix	Sampler's Initials	8260 (see Comments)	Temperature	Total Bottles	Sample Specific Comments
07 .09	MW-8	4/2/14	1230	GW	[illegible]	X		3	
.10	MW-2	4/2/14	1500	GW	[illegible]	X		3	
.11	MW-1	4/2/14	1620	GW	[illegible]	X		3	
.12	Trip Blank - 4-3-14	3/31/14	10:00	W	RPH	X		2	
	Temperature	-	-	W	-		X	1	

Preservative Code: A = None; B = HCl; C = HNO_3; D = H_2SO_4; E = NaOH; F = MeOH; G = $NaHSO_4$; H = $Na_2S_2O_3$; K/E = Zn Ac/NaOH; O = Other

Container Code: P = Plastic; A = Amber Glass; V = Vial; G = Glass; B = Bacteria Cup; C = Cube; O = Other; E = Encore; D = BOD Bottle

Westboro: Certification No: MA935
Mansfield: Certification No: MA015

Container Type	V	P
Preservative	B	A

Relinquished By:	Date/Time	Received By:	Date/Time
[signature]	4/3/14 1655	[signature]	4-3-14 1655
[signature]	4/4/14 1710	[signature]	4-4-14 1710
[signature]	4/4/14 19:43	[signature]	4/4/14 19:43

Please print clearly, legibly and completely. Samples can not be logged in and turnaround time clock will not start until any ambiguities are resolved. BY EXECUTING THIS COC, THE CLIENT HAS READ AND AGREES TO BE BOUND BY ALPHA'S

ANALYTICAL REPORT

Lab Number:	L1408492
Client:	H2H Associates, LLC 179 River Street Troy, NY 12189
ATTN:	Lori Hoose
Phone:	(518) 270-1620
Project Name:	AOC#3 APRIL VAPOR
Project Number:	610.27
Report Date:	04/29/14

The original project report/data package is held by Alpha Analytical. This report/data package is paginated and should be reproduced only in its entirety. Alpha Analytical holds no responsibility for results and/or data that are not consistent with the original.

Certifications & Approvals: NY (11627), CT (PH-0141), NH (2206), NJ NELAP (MA015), RI (LAO00299), PA (68-02089), LA NELAP (03090), FL (E87814), TX (T104704419), WA (C954), DOD (L2217.01), USDA (Permit #P330-11-00109), US Army Corps of Engineers.

320 Forbes Boulevard, Mansfield, MA 02048-1806
508-822-9300 (Fax) 508-822-3288 800-624-9220 - www.alphalab.com

Project Name: AOC#3 APRIL VAPOR
Project Number: 610.27

Lab Number: L1408492
Report Date: 04/29/14

Alpha Sample ID	Client ID	Sample Location	Collection Date/Time
L1408492-01	DUP-1-4-22-14	NEIP/AOC#3	04/22/14 00:00
L1408492-02	SG-10	NEIP/AOC#3	04/22/14 14:51
L1408492-03	SG-11	NEIP/AOC#3	04/22/14 16:05
L1408492-04	SG-12	NEIP/AOC#3	04/22/14 15:05
L1408492-05	SG-13	NEIP/AOC#3	04/22/14 15:20

Project Name: AOC#3 APRIL VAPOR
Project Number: 610.27
Lab Number: L1408492
Report Date: 04/29/14

Case Narrative

The samples were received in accordance with the Chain of Custody and no significant deviations were encountered during the preparation or analysis unless otherwise noted. Sample Receipt, Container Information, and the Chain of Custody are located at the back of the report.

Results contained within this report relate only to the samples submitted under this Alpha Lab Number and meet all of the requirements of NELAC, for all NELAC accredited parameters. The data presented in this report is organized by parameter (i.e. VOC, SVOC, etc.). Sample specific Quality Control data (i.e. Surrogate Spike Recovery) is reported at the end of the target analyte list for each individual sample, followed by the Laboratory Batch Quality Control at the end of each parameter. If a sample was re-analyzed or re-extracted due to a required quality control corrective action and if both sets of data are reported, the Laboratory ID of the re-analysis or re-extraction is designated with an "R" or "RE", respectively. When multiple Batch Quality Control elements are reported (e.g. more than one LCS), the associated samples for each element are noted in the grey shaded header line of each data table. Any Laboratory Batch, Sample Specific % recovery or RPD value that is outside the listed Acceptance Criteria is bolded in the report. Performance criteria for CAM and RCP methods allow for some LCS compound failures to occur and still be within method compliance. In these instances, the specific failures are not narrated but are noted in the associated QC table. This information is also incorporated in the Data Usability format for our Data Merger tool where it can be reviewed along with any associated usability implications. Soil/sediments, solids and tissues are reported on a dry weight basis unless otherwise noted. Definitions of all data qualifiers and acronyms used in this report are provided in the Glossary located at the back of the report.

In reference to questions H (CAM) or 4 (RCP) when "NO" is checked, the performance criteria for CAM and RCP methods allow for some quality control failures to occur and still be within method compliance. In these instances the specific failure is not narrated but noted in the associated QC table. The information is also incorporated in the Data Usability format of our Data Merger tool where it can be reviewed along with any associated usability implications.

Please see the associated ADEx data file for a comparison of laboratory reporting limits that were achieved with the regulatory Numerical Standards requested on the Chain of Custody.

HOLD POLICY
For samples submitted on hold, Alpha's policy is to hold samples (with the exception of Air canisters) free of charge for 21 calendar days from the date the project is completed. After 21 calendar days, we will dispose of all samples submitted including those put on hold unless you have contacted your Client Service Representative and made arrangements for Alpha to continue to hold the samples. Air canisters will be disposed after 3 business days from the date the project is completed.

Please contact Client Services at 800-624-9220 with any questions.

Project Name:	AOC#3 APRIL VAPOR	**Lab Number:**	L1408492
Project Number:	610.27	**Report Date:**	04/29/14

Case Narrative (continued)

Volatile Organics in Air

Canisters were released from the laboratory on April 16, 2014. The canister certification results are provided as an addendum.

Sample L1408492-04 has elevated detection limits due to the dilution required by the elevated concentrations of non-target compounds in the sample.

The sample designated DUP-1-4-22-14 (L1408492-01) had a RPD for the pre- and post-flow controller calibration check (73% RPD) that was outside of the control limit (20% RPD). The initial flow rate for the flow controller was 8.5 mL/minute; the final flow rate was 18.2 mL/minute. The final pressure recorded by the laboratory of the associated canister was -3.5 inches of mercury.

I, the undersigned, attest under the pains and penalties of perjury that, to the best of my knowledge and belief and based upon my personal inquiry of those responsible for providing the information contained in this analytical report, such information is accurate and complete. This certificate of analysis is not complete unless this page accompanies any and all pages of this report.

Authorized Signature: Christopher J. Anderson

Title: Technical Director/Representative Date: 04/29/14

AIR

Project Name: AOC#3 APRIL VAPOR
Project Number: 610.27
Lab Number: L1408492
Report Date: 04/29/14

SAMPLE RESULTS

Lab ID: L1408492-01
Client ID: DUP-1-4-22-14
Sample Location: NEIP/AOC#3
Matrix: Soil_Vapor
Anaytical Method: 48,TO-15
Analytical Date: 04/25/14 21:21
Analyst: RY

Date Collected: 04/22/14 00:00
Date Received: 04/22/14
Field Prep: Not Specified

	ppbV			ug/m3				
Parameter	**Results**	**RL**	**MDL**	**Results**	**RL**	**MDL**	**Qualifier**	**Dilution Factor**
Volatile Organics in Air - Mansfield Lab								
Vinyl chloride	ND	0.200	0.038	ND	0.511	0.097		1
cis-1,2-Dichloroethene	0.959	0.200	0.059	3.80	0.793	0.233		1
Trichloroethene	6.40	0.200	0.071	34.4	1.07	0.382		1
Tetrachloroethene	0.112	0.200	0.076	0.759	1.36	0.514	J	1

Internal Standard	**% Recovery**	**Qualifier**	**Acceptance Criteria**
1,4-Difluorobenzene	130		60-140
Bromochloromethane	135		60-140
chlorobenzene-d5	140		60-140

Project Name: AOC#3 APRIL VAPOR
Project Number: 610.27
Lab Number: L1408492
Report Date: 04/29/14

SAMPLE RESULTS

Lab ID: L1408492-02
Client ID: SG-10
Sample Location: NEIP/AOC#3
Matrix: Soil_Vapor
Anaytical Method: 48,TO-15
Analytical Date: 04/25/14 21:54
Analyst: RY

Date Collected: 04/22/14 14:51
Date Received: 04/22/14
Field Prep: Not Specified

	ppbV			ug/m3				
Parameter	**Results**	**RL**	**MDL**	**Results**	**RL**	**MDL**	**Qualifier**	**Dilution Factor**
Volatile Organics in Air - Mansfield Lab								
Vinyl chloride	0.306	0.200	0.038	0.782	0.511	0.097		1
cis-1,2-Dichloroethene	ND	0.200	0.059	ND	0.793	0.233		1
Trichloroethene	ND	0.200	0.071	ND	1.07	0.382		1
Tetrachloroethene	ND	0.200	0.076	ND	1.36	0.514		1

Internal Standard	**% Recovery**	**Qualifier**	**Acceptance Criteria**
1,4-Difluorobenzene	133		60-140
Bromochloromethane	136		60-140
chlorobenzene-d5	132		60-140

Project Name: AOC#3 APRIL VAPOR
Project Number: 610.27
Lab Number: L1408492
Report Date: 04/29/14

SAMPLE RESULTS

Lab ID: L1408492-03
Client ID: SG-11
Sample Location: NEIP/AOC#3
Matrix: Soil_Vapor
Anaytical Method: 48,TO-15
Analytical Date: 04/25/14 22:28
Analyst: RY

Date Collected: 04/22/14 16:05
Date Received: 04/22/14
Field Prep: Not Specified

	ppbV			ug/m3				
Parameter	**Results**	**RL**	**MDL**	**Results**	**RL**	**MDL**	**Qualifier**	**Dilution Factor**
Volatile Organics in Air - Mansfield Lab								
Vinyl chloride	ND	0.200	0.038	ND	0.511	0.097		1
cis-1,2-Dichloroethene	ND	0.200	0.059	ND	0.793	0.233		1
Trichloroethene	ND	0.200	0.071	ND	1.07	0.382		1
Tetrachloroethene	ND	0.200	0.076	ND	1.36	0.514		1

Internal Standard	**% Recovery**	**Qualifier**	**Acceptance Criteria**
1,4-Difluorobenzene	96		60-140
Bromochloromethane	117		60-140
chlorobenzene-d5	97		60-140

Project Name: AOC#3 APRIL VAPOR
Project Number: 610.27
Lab Number: L1408492
Report Date: 04/29/14

SAMPLE RESULTS

Lab ID: L1408492-04 D
Client ID: SG-12
Sample Location: NEIP/AOC#3
Matrix: Soil_Vapor
Anaytical Method: 48,TO-15
Analytical Date: 04/25/14 23:01
Analyst: RY

Date Collected: 04/22/14 15:05
Date Received: 04/22/14
Field Prep: Not Specified

	ppbV			ug/m3				
Parameter	**Results**	**RL**	**MDL**	**Results**	**RL**	**MDL**	**Qualifier**	**Dilution Factor**
Volatile Organics in Air - Mansfield Lab								
Vinyl chloride	ND	0.400	0.076	ND	1.02	0.193		2
cis-1,2-Dichloroethene	ND	0.400	0.117	ND	1.59	0.464		2
Trichloroethene	0.328	0.400	0.142	1.76	2.15	0.763	J	2
Tetrachloroethene	ND	0.400	0.152	ND	2.71	1.03		2

Internal Standard	**% Recovery**	**Qualifier**	**Acceptance Criteria**
1,4-Difluorobenzene	102		60-140
Bromochloromethane	124		60-140
chlorobenzene-d5	103		60-140

Project Name: AOC#3 APRIL VAPOR
Project Number: 610.27
Lab Number: L1408492
Report Date: 04/29/14

SAMPLE RESULTS

Lab ID: L1408492-05
Client ID: SG-13
Sample Location: NEIP/AOC#3
Matrix: Soil_Vapor
Anaytical Method: 48,TO-15
Analytical Date: 04/25/14 23:33
Analyst: RY

Date Collected: 04/22/14 15:20
Date Received: 04/22/14
Field Prep: Not Specified

	ppbV			ug/m3				
Parameter	**Results**	**RL**	**MDL**	**Results**	**RL**	**MDL**	**Qualifier**	**Dilution Factor**
Volatile Organics in Air - Mansfield Lab								
Vinyl chloride	ND	0.200	0.038	ND	0.511	0.097		1
cis-1,2-Dichloroethene	0.936	0.200	0.059	3.71	0.793	0.233		1
Trichloroethene	6.05	0.200	0.071	32.5	1.07	0.382		1
Tetrachloroethene	0.106	0.200	0.076	0.719	1.36	0.514	J	1

Internal Standard	**% Recovery**	**Qualifier**	**Acceptance Criteria**
1,4-Difluorobenzene	101		60-140
Bromochloromethane	118		60-140
chlorobenzene-d5	101		60-140

Project Name: AOC#3 APRIL VAPOR
Project Number: 610.27
Lab Number: L1408492
Report Date: 04/29/14

Method Blank Analysis
Batch Quality Control

Analytical Method: 48,TO-15
Analytical Date: 04/25/14 15:03

Parameter	ppbV Results	ppbV RL	ppbV MDL	ug/m3 Results	ug/m3 RL	ug/m3 MDL	Qualifier	Dilution Factor
Volatile Organics in Air - Mansfield Lab for sample(s): 01-05 Batch: WG685209-4								
Vinyl chloride	ND	0.200	0.038	ND	0.511	0.097		1
cis-1,2-Dichloroethene	ND	0.200	0.059	ND	0.793	0.233		1
Trichloroethene	ND	0.200	0.071	ND	1.07	0.382		1
Tetrachloroethene	ND	0.200	0.076	ND	1.36	0.514		1

Lab Control Sample Analysis

Batch Quality Control

Project Name: AOC#3 APRIL VAPOR

Project Number: 610.27

Lab Number: L1408492

Report Date: 04/29/14

Parameter	LCS %Recovery	Qual	LCSD %Recovery	Qual	%Recovery Limits	RPD	Qual	RPD Limits
Volatile Organics in Air - Mansfield Lab Associated sample(s): 01-05 Batch: WG685209-3								
Vinyl chloride	92		-		70-130	-		
cis-1,2-Dichloroethene	99		-		70-130	-		
Trichloroethene	104		-		70-130	-		
Tetrachloroethene	91		-		70-130	-		

Lab Duplicate Analysis
Batch Quality Control

Project Name: AOC#3 APRIL VAPOR
Project Number: 610.27

Lab Number: L1408492
Report Date: 04/29/14

Parameter	Native Sample	Duplicate Sample	Units	RPD	Qual	RPD Limits
Volatile Organics in Air - Mansfield Lab Associated sample(s): 01-05 QC Batch ID: WG685209-5 QC Sample: L1408492-05 Client ID: SG-13						
Vinyl chloride	ND	ND	ppbV	NC		25
cis-1,2-Dichloroethene	0.936	0.868	ppbV	8		25
Trichloroethene	6.05	6.06	ppbV	0		25
Tetrachloroethene	0.106J	0.108J	ppbV	NC		25

Project Name: AOC#3 APRIL VAPOR

Project Number: 610.27

Lab Number: L1408492

Report Date: 04/29/14

Canister and Flow Controller Information

Samplenum	Client ID	Media ID	Media Type	Date Prepared	Bottle Order	Cleaning Batch ID	Can Leak Check	Initial Pressure (in. Hg)	Pressure on Receipt (in. Hg)	Flow Controler Leak Chk	Flow Out mL/min	Flow In mL/min	% RPD
L1408492-01	DUP-1-4-22-14	0622	#16 AMB	04/16/14	101242		-	-	-	Pass	8.5	18.2	73
L1408492-01	DUP-1-4-22-14	495	2.7L Can	04/16/14	101242	L1407316-01	Pass	-29.4	-3.5	-	-	-	-
L1408492-02	SG-10	0475	#16 AMB	04/16/14	101242		-	-	-	Pass	9.0	8.1	11
L1408492-02	SG-10	205	2.7L Can	04/16/14	101242	L1407316-01	Pass	-29.4	-1.6	-	-	-	-
L1408492-03	SG-11	0273	#16 AMB	04/16/14	101242		-	-	-	Pass	8.7	8.6	1
L1408492-03	SG-11	520	2.7L Can	04/16/14	101242	L1407316-01	Pass	-29.6	-15.0	-	-	-	-
L1408492-04	SG-12	0618	#16 AMB	04/16/14	101242		-	-	-	Pass	8.8	8.8	0
L1408492-04	SG-12	423	2.7L Can	04/16/14	101242	L1407316-01	Pass	-28.9	-2.7	-	-	-	-
L1408492-05	SG-13	0438	#16 AMB	04/16/14	101242		-	-	-	Pass	8.5	8.3	2
L1408492-05	SG-13	358	2.7L Can	04/16/14	101242	L1407316-01	Pass	-29.4	-7.7	-	-	-	-

Project Name: BATCH CANISTER CERTIFICATION
Project Number: CANISTER QC BAT
Lab Number: L1407316
Report Date: 04/29/14

Air Canister Certification Results

Lab ID: L1407316-01
Client ID: CAN 347 SHELF 3
Sample Location:
Matrix: Air
Anaytical Method: 48,TO-15
Analytical Date: 04/09/14 16:17
Analyst: MB

Date Collected: 04/08/14 15:38
Date Received: 04/09/14
Field Prep: Not Specified

Parameter	ppbV Results	ppbV RL	ppbV MDL	ug/m3 Results	ug/m3 RL	ug/m3 MDL	Qualifier	Dilution Factor
Volatile Organics in Air - Mansfield Lab								
Chlorodifluoromethane	ND	0.200	0.063	ND	0.707	0.221		1
Propylene	ND	0.500	0.093	ND	0.861	0.160		1
Dichlorodifluoromethane	ND	0.200	0.047	ND	0.989	0.230		1
Chloromethane	ND	0.200	0.096	ND	0.413	0.198		1
Freon-114	ND	0.200	0.042	ND	1.40	0.293		1
Methanol	ND	5.00	0.736	ND	6.55	0.964		1
Vinyl chloride	ND	0.200	0.038	ND	0.511	0.097		1
1,3-Butadiene	ND	0.200	0.080	ND	0.442	0.177		1
Butane	ND	0.200	0.044	ND	0.475	0.105		1
Bromomethane	ND	0.200	0.070	ND	0.777	0.270		1
Chloroethane	ND	0.200	0.077	ND	0.528	0.202		1
Ethanol	ND	2.50	0.542	ND	4.71	1.02		1
Dichlorofluoromethane	ND	0.200	0.057	ND	0.842	0.241		1
Vinyl bromide	ND	0.200	0.070	ND	0.874	0.306		1
Acrolein	ND	0.500	0.114	ND	1.15	0.261		1
Acetone	ND	1.00	0.165	ND	2.38	0.392		1
Acetonitrile	ND	0.200	0.076	ND	0.336	0.128		1
Trichlorofluoromethane	ND	0.200	0.042	ND	1.12	0.234		1
Isopropanol	ND	0.500	0.053	ND	1.23	0.129		1
Acrylonitrile	ND	0.200	0.079	ND	0.434	0.171		1
Pentane	ND	0.200	0.048	ND	0.590	0.140		1
Ethyl ether	ND	0.200	0.059	ND	0.606	0.179		1
1,1-Dichloroethene	ND	0.200	0.057	ND	0.793	0.224		1
Tertiary butyl Alcohol	ND	0.500	0.060	ND	1.52	0.182		1
Methylene chloride	ND	1.00	0.299	ND	3.47	1.04		1

Project Name: BATCH CANISTER CERTIFICATION
Project Number: CANISTER QC BAT
Lab Number: L1407316
Report Date: 04/29/14

Air Canister Certification Results

Lab ID: L1407316-01
Client ID: CAN 347 SHELF 3
Sample Location:
Date Collected: 04/08/14 15:38
Date Received: 04/09/14
Field Prep: Not Specified

	ppbV			ug/m3				
Parameter	**Results**	**RL**	**MDL**	**Results**	**RL**	**MDL**	**Qualifier**	**Dilution Factor**
Volatile Organics in Air - Mansfield Lab								
3-Chloropropene	ND	0.200	0.081	ND	0.626	0.254		1
Carbon disulfide	ND	0.200	0.035	ND	0.623	0.107		1
Freon-113	ND	0.200	0.051	ND	1.53	0.392		1
trans-1,2-Dichloroethene	ND	0.200	0.074	ND	0.793	0.293		1
1,1-Dichloroethane	ND	0.200	0.077	ND	0.809	0.312		1
Methyl tert butyl ether	ND	0.200	0.053	ND	0.721	0.190		1
Vinyl acetate	ND	0.200	0.057	ND	0.704	0.200		1
2-Butanone	ND	0.200	0.047	ND	0.590	0.139		1
cis-1,2-Dichloroethene	ND	0.200	0.059	ND	0.793	0.233		1
Ethyl Acetate	ND	0.500	0.131	ND	1.80	0.472		1
Chloroform	ND	0.200	0.053	ND	0.977	0.259		1
Tetrahydrofuran	ND	0.200	0.061	ND	0.590	0.179		1
2,2-Dichloropropane	ND	0.200	0.058	ND	0.924	0.269		1
1,2-Dichloroethane	ND	0.200	0.055	ND	0.809	0.223		1
n-Hexane	ND	0.200	0.052	ND	0.705	0.183		1
Diisopropyl ether	ND	0.200	0.066	ND	0.836	0.274		1
tert-Butyl Ethyl Ether	ND	0.200	0.052	ND	0.836	0.215		1
1,1,1-Trichloroethane	ND	0.200	0.057	ND	1.09	0.311		1
1,1-Dichloropropene	ND	0.200	0.072	ND	0.908	0.325		1
Benzene	ND	0.200	0.054	ND	0.639	0.172		1
Carbon tetrachloride	ND	0.200	0.047	ND	1.26	0.296		1
Cyclohexane	ND	0.200	0.066	ND	0.688	0.226		1
tert-Amyl Methyl Ether	ND	0.200	0.080	ND	0.836	0.332		1
Dibromomethane	ND	0.200	0.048	ND	1.42	0.338		1
1,2-Dichloropropane	ND	0.200	0.070	ND	0.924	0.322		1
Bromodichloromethane	ND	0.200	0.066	ND	1.34	0.439		1
1,4-Dioxane	ND	0.200	0.078	ND	0.721	0.281		1
Trichloroethene	ND	0.200	0.071	ND	1.07	0.382		1

Project Name: BATCH CANISTER CERTIFICATION
Project Number: CANISTER QC BAT
Lab Number: L1407316
Report Date: 04/29/14

Air Canister Certification Results

Lab ID: L1407316-01
Client ID: CAN 347 SHELF 3
Sample Location:
Date Collected: 04/08/14 15:38
Date Received: 04/09/14
Field Prep: Not Specified

Parameter	ppbV Results	ppbV RL	ppbV MDL	ug/m3 Results	ug/m3 RL	ug/m3 MDL	Qualifier	Dilution Factor
Volatile Organics in Air - Mansfield Lab								
2,2,4-Trimethylpentane	ND	0.200	0.066	ND	0.934	0.308		1
Methyl Methacrylate	ND	0.500	0.022	ND	2.05	0.091		1
Heptane	ND	0.200	0.055	ND	0.820	0.227		1
cis-1,3-Dichloropropene	ND	0.200	0.075	ND	0.908	0.338		1
4-Methyl-2-pentanone	ND	0.200	0.061	ND	0.820	0.249		1
trans-1,3-Dichloropropene	ND	0.200	0.069	ND	0.908	0.315		1
1,1,2-Trichloroethane	ND	0.200	0.067	ND	1.09	0.364		1
Toluene	ND	0.200	0.063	ND	0.754	0.237		1
1,3-Dichloropropane	ND	0.200	0.078	ND	0.924	0.359		1
2-Hexanone	ND	0.200	0.060	ND	0.820	0.248		1
Dibromochloromethane	ND	0.200	0.075	ND	1.70	0.636		1
1,2-Dibromoethane	ND	0.200	0.078	ND	1.54	0.599		1
Butyl acetate	ND	0.500	0.114	ND	2.38	0.542		1
Octane	ND	0.200	0.042	ND	0.934	0.197		1
Tetrachloroethene	ND	0.200	0.076	ND	1.36	0.514		1
1,1,1,2-Tetrachloroethane	ND	0.200	0.055	ND	1.37	0.376		1
Chlorobenzene	ND	0.200	0.079	ND	0.921	0.363		1
Ethylbenzene	ND	0.200	0.056	ND	0.869	0.241		1
p/m-Xylene	ND	0.400	0.139	ND	1.74	0.604		1
Bromoform	ND	0.200	0.052	ND	2.07	0.541		1
Styrene	ND	0.200	0.080	ND	0.852	0.340		1
1,1,2,2-Tetrachloroethane	ND	0.200	0.055	ND	1.37	0.376		1
o-Xylene	ND	0.200	0.063	ND	0.869	0.274		1
1,2,3-Trichloropropane	ND	0.200	0.077	ND	1.21	0.462		1
Nonane	ND	0.200	0.063	ND	1.05	0.328		1
Isopropylbenzene	ND	0.200	0.041	ND	0.983	0.202		1
Bromobenzene	ND	0.200	0.079	ND	0.793	0.313		1
2-Chlorotoluene	ND	0.200	0.049	ND	1.04	0.252		1

Project Name: BATCH CANISTER CERTIFICATION
Project Number: CANISTER QC BAT
Lab Number: L1407316
Report Date: 04/29/14

Air Canister Certification Results

Lab ID: L1407316-01
Client ID: CAN 347 SHELF 3
Sample Location:
Date Collected: 04/08/14 15:38
Date Received: 04/09/14
Field Prep: Not Specified

	ppbV			ug/m3				
Parameter	**Results**	**RL**	**MDL**	**Results**	**RL**	**MDL**	**Qualifier**	**Dilution Factor**
Volatile Organics in Air - Mansfield Lab								
n-Propylbenzene	ND	0.200	0.054	ND	0.983	0.265		1
4-Chlorotoluene	ND	0.200	0.076	ND	1.04	0.396		1
4-Ethyltoluene	ND	0.200	0.078	ND	0.983	0.381		1
1,3,5-Trimethylbenzene	ND	0.200	0.058	ND	0.983	0.287		1
tert-Butylbenzene	ND	0.200	0.031	ND	1.10	0.169		1
1,2,4-Trimethylbenzene	ND	0.200	0.069	ND	0.983	0.341		1
Decane	ND	0.200	0.048	ND	1.16	0.282		1
Benzyl chloride	ND	0.200	0.065	ND	1.04	0.334		1
1,3-Dichlorobenzene	ND	0.200	0.064	ND	1.20	0.383		1
1,4-Dichlorobenzene	ND	0.200	0.036	ND	1.20	0.217		1
sec-Butylbenzene	ND	0.200	0.073	ND	1.10	0.401		1
p-Isopropyltoluene	ND	0.200	0.061	ND	1.10	0.334		1
1,2-Dichlorobenzene	ND	0.200	0.061	ND	1.20	0.369		1
n-Butylbenzene	ND	0.200	0.064	ND	1.10	0.351		1
1,2-Dibromo-3-chloropropane	ND	0.200	0.074	ND	1.93	0.719		1
Undecane	ND	0.200	0.053	ND	1.28	0.338		1
Dodecane	ND	0.200	0.048	ND	1.39	0.333		1
1,2,4-Trichlorobenzene	ND	0.200	0.061	ND	1.48	0.454		1
Naphthalene	ND	0.200	0.043	ND	1.05	0.223		1
1,2,3-Trichlorobenzene	ND	0.200	0.044	ND	1.48	0.324		1
Hexachlorobutadiene	ND	0.200	0.073	ND	2.13	0.781		1

	Results	**Qualifier**	**Units**	**RDL**	**Dilution Factor**
Tentatively Identified Compounds					
No Tentatively Identified Compounds					

Project Name: BATCH CANISTER CERTIFICATION
Lab Number: L1407316
Project Number: CANISTER QC BAT
Report Date: 04/29/14

Air Canister Certification Results

Lab ID: L1407316-01
Client ID: CAN 347 SHELF 3
Sample Location:

Date Collected: 04/08/14 15:38
Date Received: 04/09/14
Field Prep: Not Specified

	ppbV			ug/m3				
Parameter	**Results**	**RL**	**MDL**	**Results**	**RL**	**MDL**	**Qualifier**	**Dilution Factor**
Volatile Organics in Air - Mansfield Lab								

Internal Standard	% Recovery	Qualifier	Acceptance Criteria
1,4-Difluorobenzene	99		60-140
Bromochloromethane	103		60-140
chlorobenzene-d5	107		60-140

Project Name: BATCH CANISTER CERTIFICATION
Project Number: CANISTER QC BAT
Lab Number: L1407316
Report Date: 04/29/14

Air Canister Certification Results

Lab ID: L1407316-01
Client ID: CAN 347 SHELF 3
Sample Location:
Matrix: Air
Anaytical Method: 48,TO-15-SIM
Analytical Date: 04/09/14 16:17
Analyst: MB

Date Collected: 04/08/14 15:38
Date Received: 04/09/14
Field Prep: Not Specified

	ppbV			ug/m3				
Parameter	**Results**	**RL**	**MDL**	**Results**	**RL**	**MDL**	**Qualifier**	**Dilution Factor**
Volatile Organics in Air by SIM - Mansfield Lab								
Dichlorodifluoromethane	ND	0.050	0.006	ND	0.247	0.030		1
Chloromethane	ND	0.500	0.048	ND	1.03	0.099		1
Freon-114	ND	0.050	0.005	ND	0.349	0.035		1
Vinyl chloride	ND	0.020	0.007	ND	0.051	0.018		1
1,3-Butadiene	ND	0.020	0.006	ND	0.044	0.013		1
Bromomethane	ND	0.020	0.008	ND	0.078	0.031		1
Chloroethane	ND	0.020	0.007	ND	0.053	0.019		1
Acetone	ND	2.00	0.739	ND	4.75	1.76		1
Trichlorofluoromethane	ND	0.050	0.008	ND	0.281	0.045		1
Acrylonitrile	ND	0.500	0.015	ND	1.09	0.033		1
1,1-Dichloroethene	ND	0.020	0.007	ND	0.079	0.028		1
Methylene chloride	ND	1.00	0.250	ND	3.47	0.869		1
Freon-113	ND	0.050	0.006	ND	0.383	0.046		1
Halothane	ND	0.050	0.008	ND	0.404	0.065		1
trans-1,2-Dichloroethene	ND	0.020	0.006	ND	0.079	0.024		1
1,1-Dichloroethane	ND	0.020	0.007	ND	0.081	0.028		1
Methyl tert butyl ether	ND	0.020	0.004	ND	0.072	0.014		1
2-Butanone	ND	0.500	0.025	ND	1.47	0.073		1
cis-1,2-Dichloroethene	ND	0.020	0.007	ND	0.079	0.026		1
Chloroform	ND	0.020	0.006	ND	0.098	0.029		1
1,2-Dichloroethane	ND	0.020	0.008	ND	0.081	0.032		1
1,1,1-Trichloroethane	ND	0.020	0.007	ND	0.109	0.038		1
Benzene	ND	0.100	0.021	ND	0.319	0.067		1
Carbon tetrachloride	ND	0.020	0.008	ND	0.126	0.050		1
1,2-Dichloropropane	ND	0.020	0.006	ND	0.092	0.028		1

Project Name: BATCH CANISTER CERTIFICATION
Project Number: CANISTER QC BAT

Lab Number: L1407316
Report Date: 04/29/14

Air Canister Certification Results

Lab ID: L1407316-01
Client ID: CAN 347 SHELF 3
Sample Location:

Date Collected: 04/08/14 15:38
Date Received: 04/09/14
Field Prep: Not Specified

	ppbV			ug/m3				
Parameter	**Results**	**RL**	**MDL**	**Results**	**RL**	**MDL**	**Qualifier**	**Dilution Factor**
Volatile Organics in Air by SIM - Mansfield Lab								
Bromodichloromethane	ND	0.020	0.008	ND	0.134	0.054		1
1,4-Dioxane	ND	0.100	0.050	ND	0.360	0.180		1
Trichloroethene	ND	0.020	0.007	ND	0.107	0.038		1
cis-1,3-Dichloropropene	ND	0.020	0.008	ND	0.091	0.036		1
4-Methyl-2-pentanone	ND	0.500	0.042	ND	2.05	0.172		1
trans-1,3-Dichloropropene	ND	0.020	0.008	ND	0.091	0.036		1
1,1,2-Trichloroethane	ND	0.020	0.009	ND	0.109	0.049		1
Toluene	ND	0.050	0.025	ND	0.188	0.094		1
Dibromochloromethane	ND	0.020	0.008	ND	0.170	0.068		1
1,2-Dibromoethane	ND	0.020	0.008	ND	0.154	0.062		1
Tetrachloroethene	ND	0.020	0.008	ND	0.136	0.054		1
1,1,1,2-Tetrachloroethane	ND	0.020	0.004	ND	0.137	0.028		1
Chlorobenzene	ND	0.020	0.008	ND	0.092	0.037		1
Ethylbenzene	ND	0.020	0.007	ND	0.087	0.030		1
p/m-Xylene	ND	0.040	0.009	ND	0.174	0.039		1
Bromoform	ND	0.020	0.015	ND	0.207	0.155		1
Styrene	ND	0.020	0.008	ND	0.085	0.034		1
1,1,2,2-Tetrachloroethane	ND	0.020	0.007	ND	0.137	0.048		1
o-Xylene	ND	0.020	0.008	ND	0.087	0.035		1
Isopropylbenzene	ND	0.500	0.046	ND	2.46	0.226		1
4-Ethyltoluene	ND	0.020	0.010	ND	0.098	0.048		1
1,3,5-Trimethybenzene	ND	0.020	0.005	ND	0.098	0.025		1
1,2,4-Trimethylbenzene	ND	0.020	0.007	ND	0.098	0.034		1
1,3-Dichlorobenzene	ND	0.020	0.007	ND	0.120	0.042		1
1,4-Dichlorobenzene	ND	0.020	0.008	ND	0.120	0.048		1
sec-Butylbenzene	ND	0.500	0.047	ND	2.74	0.258		1
p-Isopropyltoluene	ND	0.500	0.048	ND	2.74	0.263		1
1,2-Dichlorobenzene	ND	0.020	0.007	ND	0.120	0.042		1

Project Name: BATCH CANISTER CERTIFICATION
Project Number: CANISTER QC BAT
Lab Number: L1407316
Report Date: 04/29/14

Air Canister Certification Results

Lab ID: L1407316-01
Client ID: CAN 347 SHELF 3
Sample Location:
Date Collected: 04/08/14 15:38
Date Received: 04/09/14
Field Prep: Not Specified

	ppbV			ug/m3				
Parameter	**Results**	**RL**	**MDL**	**Results**	**RL**	**MDL**	**Qualifier**	**Dilution Factor**
Volatile Organics in Air by SIM - Mansfield Lab								
n-Butylbenzene	ND	0.500	0.045	ND	2.74	0.247		1
1,2,4-Trichlorobenzene	ND	0.050	0.010	ND	0.371	0.074		1
Naphthalene	ND	0.050	0.012	ND	0.262	0.063		1
1,2,3-Trichlorobenzene	ND	0.050	0.019	ND	0.371	0.141		1
Hexachlorobutadiene	ND	0.050	0.011	ND	0.533	0.117		1

Internal Standard	**% Recovery**	**Qualifier**	**Acceptance Criteria**
1,4-difluorobenzene	94		60-140
bromochloromethane	98		60-140
chlorobenzene-d5	99		60-140

Project Name: AOC#3 APRIL VAPOR
Project Number: 610.27

Lab Number: L1408492
Report Date: 04/29/14

Sample Receipt and Container Information

Were project specific reporting limits specified? YES

Reagent H2O Preserved Vials Frozen on: NA

Cooler Information **Custody Seal**
Cooler
N/A Present/Intact

Container Information

Container ID	Container Type	Cooler	pH	Temp deg C	Pres	Seal	Analysis(*)
L1408492-01A	Canister - 2.7 Liter	N/A	N/A		Y	Present/Intact	TO15-LL(30)
L1408492-02A	Canister - 2.7 Liter	N/A	N/A		Y	Present/Intact	TO15-LL(30)
L1408492-03A	Canister - 2.7 Liter	N/A	N/A		Y	Present/Intact	TO15-LL(30)
L1408492-04A	Canister - 2.7 Liter	N/A	N/A		Y	Present/Intact	TO15-LL(30)
L1408492-05A	Canister - 2.7 Liter	N/A	N/A		Y	Present/Intact	TO15-LL(30)

*Values in parentheses indicate holding time in days

Project Name:	AOC#3 APRIL VAPOR	**Lab Number:**	L1408492
Project Number:	610.27	**Report Date:**	04/29/14

GLOSSARY

Acronyms

EDL - Estimated Detection Limit: This value represents the level to which target analyte concentrations are reported as estimated values, when those target analyte concentrations are quantified below the reporting limit (RL). The EDL includes any adjustments from dilutions, concentrations or moisture content, where applicable. The use of EDLs is specific to the analysis of PAHs using Solid-Phase Microextraction (SPME).

EPA - Environmental Protection Agency.

LCS - Laboratory Control Sample: A sample matrix, free from the analytes of interest, spiked with verified known amounts of analytes or a material containing known and verified amounts of analytes.

LCSD - Laboratory Control Sample Duplicate: Refer to LCS.

LFB - Laboratory Fortified Blank: A sample matrix, free from the analytes of interest, spiked with verified known amounts of analytes or a material containing known and verified amounts of analytes.

MDL - Method Detection Limit: This value represents the level to which target analyte concentrations are reported as estimated values, when those target analyte concentrations are quantified below the reporting limit (RL). The MDL includes any adjustments from dilutions, concentrations or moisture content, where applicable.

MS - Matrix Spike Sample: A sample prepared by adding a known mass of target analyte to a specified amount of matrix sample for which an independent estimate of target analyte concentration is available.

MSD - Matrix Spike Sample Duplicate: Refer to MS.

NA - Not Applicable.

NC - Not Calculated: Term is utilized when one or more of the results utilized in the calculation are non-detect at the parameter's reporting unit.

NI - Not Ignitable.

RL - Reporting Limit: The value at which an instrument can accurately measure an analyte at a specific concentration. The RL includes any adjustments from dilutions, concentrations or moisture content, where applicable.

RPD - Relative Percent Difference: The results from matrix and/or matrix spike duplicates are primarily designed to assess the precision of analytical results in a given matrix and are expressed as relative percent difference (RPD). Values which are less than five times the reporting limit for any individual parameter are evaluated by utilizing the absolute difference between the values; although the RPD value will be provided in the report.

SRM - Standard Reference Material: A reference sample of a known or certified value that is of the same or similar matrix as the associated field samples.

Footnotes

1 - The reference for this analyte should be considered modified since this analyte is absent from the target analyte list of the original method.

Terms

Analytical Method: Both the document from which the method originates and the analytical reference method. (Example: EPA 8260B is shown as 1,8260B.) The codes for the reference method documents are provided in the References section of the Addendum.

Data Qualifiers

A - Spectra identified as "Aldol Condensation Product".

B - The analyte was detected above the reporting limit in the associated method blank. Flag only applies to associated field samples that have detectable concentrations of the analyte at less than ten times (10x) the concentration found in the blank. For MCP-related projects, flag only applies to associated field samples that have detectable concentrations of the analyte at less than ten times (10x) the concentration found in the blank. For DOD-related projects, flag only applies to associated field samples that have detectable concentrations of the analyte at less than ten times (10x) the concentration found in the blank AND the analyte was detected above one-half the reporting limit (or above the reporting limit for common lab contaminants) in the associated method blank. For NJ-Air-related projects, flag only applies to associated field samples that have detectable concentrations of the analyte above the reporting limit.

C - Co-elution: The target analyte co-elutes with a known lab standard (i.e. surrogate, internal standards, etc.) for co-extracted analyses.

D - Concentration of analyte was quantified from diluted analysis. Flag only applies to field samples that have detectable concentrations of the analyte.

E - Concentration of analyte exceeds the range of the calibration curve and/or linear range of the instrument.

G - The concentration may be biased high due to matrix interferences (i.e, co-elution) with non-target compound(s). The result should be considered estimated.

H - The analysis of pH was performed beyond the regulatory-required holding time of 15 minutes from the time of sample collection.

I - The lower value for the two columns has been reported due to obvious interference.

Report Format: DU Report with 'J' Qualifiers

Project Name:	AOC#3 APRIL VAPOR	**Lab Number:**	L1408492
Project Number:	610.27	**Report Date:**	04/29/14

Data Qualifiers

M - Reporting Limit (RL) exceeds the MCP CAM Reporting Limit for this analyte.

NJ - Presumptive evidence of compound. This represents an estimated concentration for Tentatively Identified Compounds (TICs), where the identification is based on a mass spectral library search.

P - The RPD between the results for the two columns exceeds the method-specified criteria.

Q - The quality control sample exceeds the associated acceptance criteria. For DOD-related projects, LCS and/or Continuing Calibration Standard exceedences are also qualified on all associated sample results. Note: This flag is not applicable for matrix spike recoveries when the sample concentration is greater than 4x the spike added or for batch duplicate RPD when the sample concentrations are less than 5x the RL. (Metals only.)

R - Analytical results are from sample re-analysis.

RE - Analytical results are from sample re-extraction.

S - Analytical results are from modified screening analysis.

J - Estimated value. The Target analyte concentration is below the quantitation limit (RL), but above the Method Detection Limit (MDL) or Estimated Detection Limit (EDL) for SPME-related analyses. This represents an estimated concentration for Tentatively Identified Compounds (TICs).

ND - Not detected at the method detection limit (MDL) for the sample, or estimated detection limit (EDL) for SPME-related analyses.

Report Format: DU Report with 'J' Qualifiers

Project Name:	AOC#3 APRIL VAPOR	**Lab Number:**	L1408492
Project Number:	610.27	**Report Date:**	04/29/14

REFERENCES

48 Compendium of Methods for the Determination of Toxic Organic Compounds in Ambient Air. Second Edition. EPA/625/R-96/010b, January 1999.

LIMITATION OF LIABILITIES

Alpha Analytical performs services with reasonable care and diligence normal to the analytical testing laboratory industry. In the event of an error, the sole and exclusive responsibility of Alpha Analytical shall be to re-perform the work at it's own expense. In no event shall Alpha Analytical be held liable for any incidental, consequential or special damages, including but not limited to, damages in any way connected with the use of, interpretation of, information or analysis provided by Alpha Analytical.

We strongly urge our clients to comply with EPA protocol regarding sample volume, preservation, cooling, containers, sampling procedures, holding time and splitting of samples in the field.

Certification Information

Last revised April 15, 2014

The following analytes are not included in our NELAP Scope of Accreditation:

Westborough Facility
EPA 524.2: Acetone, 2-Butanone (Methyl ethyl ketone (MEK)), Tert-butyl alcohol, 2-Hexanone, Tetrahydrofuran, 1,3,5-Trichlorobenzene, 4-Methyl-2-pentanone (MIBK), Carbon disulfide, Diethyl ether.
EPA 8260C: 1,2,4,5-Tetramethylbenzene, 4-Ethyltoluene, Iodomethane (methyl iodide), Methyl methacrylate, Azobenzene.
EPA 8330A/B: PETN, Picric Acid, Nitroglycerine, 2,6-DANT, 2,4-DANT.
EPA 8270D: 1-Methylnaphthalene, Dimethylnaphthalene,1,4-Diphenylhydrazine.
EPA 625: 4-Chloroaniline, 4-Methylphenol.
SM4500: Soil: Total Phosphorus, TKN, NO2, NO3.
EPA 9071: Total Petroleum Hydrocarbons, Oil & Grease.

Mansfield Facility
EPA 8270D: Biphenyl.
EPA 2540D: TSS
EPA TO-15: Halothane, 2,4,4-Trimethyl-2-pentene, 2,4,4-Trimethyl-1-pentene, Thiophene, 2-Methylthiophene, 3-Methylthiophene, 2-Ethylthiophene, 1,2,3-Trimethylbenzene, Indan, Indene, 1,2,4,5-Tetramethylbenzene, Benzothiophene, 1-Methylnaphthalene.

The following analytes are included in our Massachusetts DEP Scope of Accreditation, Westborough Facility:

Drinking Water
EPA 200.8: Sb,As,Ba,Be,Cd,Cr,Cu,Pb,Ni,Se,Tl; **EPA 200.7**: Ba,Be,Ca,Cd,Cr,Cu,Na; **EPA 245.1:** Mercury;
EPA 300.0: Nitrate-N, Fluoride, Sulfate; **EPA 353.2**: Nitrate-N, Nitrite-N; **SM4500NO3-F**: Nitrate-N, Nitrite-N; **SM4500F-C, SM4500CN-CE, EPA 180.1, SM2130B, SM4500Cl-D, SM2320B, SM2540C, SM4500H-B**
EPA 332: Perchlorate.
Microbiology: **SM9215B; SM9223-P/A, SM9223B-Colilert-QT, Enterolert-QT.**

Non-Potable Water
EPA 200.8: Al,Sb,As,Be,Cd,Cr,Cu,Pb,Mn,Ni,Se,Ag,Tl,Zn;
EPA 200.7: Al,Sb,As,Be,Cd,Ca,Cr,Co,Cu,Fe,Pb,Mg,Mn,Mo,Ni,K,Se,Ag,Na,Sr,Ti,Tl,V,Zn;
EPA 245.1, SM4500H,B, EPA 120.1, SM2510B, SM2540C, SM2340B, SM2320B, SM4500CL-E, SM4500F-BC, SM426C, SM4500NH3-BH, **EPA 350.1**: Ammonia-N, **LACHAT 10-107-06-1-B**: Ammonia-N, **SM4500NO3-F, EPA 353.2**: Nitrate-N**, SM4500NH3-BC-NES, EPA 351.1, SM4500P-E, SM4500P-B, E, SM5220D, EPA 410.4, SM5210B, SM5310C, SM4500CL-D, EPA 1664, SM14 510AC, EPA 420.1, SM4500-CN-CE, SM2540D.**
EPA 624: Volatile Halocarbons & Aromatics,
EPA 608: Chlordane, Toxaphene, Aldrin, alpha-BHC, beta-BHC, gamma-BHC, delta-BHC, Dieldrin, DDD, DDE, DDT, Endosulfan I, Endosulfan II, Endosulfan sulfate, Endrin, Endrin Aldehyde, Heptachlor, Heptachlor Epoxide, PCBs
EPA 625: SVOC (Acid/Base/Neutral Extractables), **EPA 600/4-81-045**: PCB-Oil.
Microbiology: **SM9223B-Colilert-QT; Enterolert-QT, SM9222D-MF**.

For a complete listing of analytes and methods, please contact your Alpha Project Manager.

AIR ANALYSIS

PAGE 1 OF 1

CHAIN OF CUSTODY

320 Forbes Blvd, Mansfield, MA 02048
TEL: 508-822-9300 FAX: 508-822-3288

Date Rec'd in Lab:

ALPHA Job #: L1408492

Client Information

Client: H2M Associates, LLC
Address: 179 River Street
Troy, NY 12180
Phone: 518-270-1620
Fax:
Email: lhoose@h2massociates.com
☐ These samples have been previously analyzed by Alpha

Project Information

Project Name: AOC #3 April Vapor
Project Location: NEIP / AOC #3
Project #: 610.27
Project Manager: Lori Hoose
ALPHA Quote #:

Turn-Around Time

☒ Standard ☐ RUSH (only confirmed if pre-approved!)
Date Due: Time:

Report Information - Data Deliverables

☐ FAX
☒ ADEx
Criteria Checker:
(Default based on Regulatory Criteria Indicated)
Other Formats:
☒ EMAIL (standard pdf report)
☐ Additional Deliverables:
Report to: (if different than Project Manager)

Billing Information

☐ Same as Client info PO #:

Regulatory Requirements/Report Limits

State/Fed	Program	Criteria

Other Project Specific Requirements/Comments: Report only the following:
TCE, PCE, 1,2,DCE, ~~Vinyl~~ Chloride

All Columns Below Must Be Filled Out

ALPHA Lab ID (Lab Use Only)	Sample ID	Collection Date	Start Time	End Time	Initial Vacuum	Final Vacuum	Sample Matrix*	Sampler's Initials	Can Size	I D Can	I D - Flow Controller	ANALYSIS: TO-14A by TO-15	TO-15	TO-15 SIM	APH	FIXED GASES	TO-13A	TO-4 / TO-10	Sample Comments (i.e. PID)
	Dup-1-4-22-14	4/22/14	—	—	-29.18	-4.04	SV	MW	2.7L	495	0622		X						
	SG-10	4/22/14	0950	1451	-29.21	-2.21	SV	MW	2.7L	205	0475		X						Tracer leak - Helium
	SG-11	4/22/14	0840	1605	-29.84	-16.70	SV	MW	2.7L	520	0273		X						Slow filling, -16.70 vacuum
	SG-12	4/22/14	1025	1505	-28.51	-3.25	SV	MW	2.7L	423	0618		X						
	SG-13	4/22/14	1110	1520	-29.17	-8.20	SV	MW	2.7L	358	0438		X						

*SAMPLE MATRIX CODES
AA = Ambient Air (Indoor/Outdoor)
SV = Soil Vapor/Landfill Gas/SVE
Other = Please Specify

Container Type

Please print clearly, legibly and completely. Samples can not be logged in and turnaround time clock will not start until any ambiguities are resolved. BY EXECUTING THIS COC, THE CLIENT HAS READ AND AGREES TO BE BOUND BY ALPHA'S TERMS & CONDITIONS. (See reverse side.)

Relinquished By:	Date/Time	Received By:	Date/Time:
	4/22/14 1640	AAL	4-22-14 1640
	4/22/14 2235	AAL	4-22-14 2235
	4/23/14 0110		4/23/14 0110
	4/23/14 0600	Mansfield Lab	4/23/14 0600

ANALYTICAL REPORT

Lab Number:	L1410232
Client:	H2H Associates, LLC 179 River Street Troy, NY 12189
ATTN:	Lori Hoose
Phone:	(518) 270-1620
Project Name:	AOC#3 GROUNDWATER
Project Number:	Not Specified
Report Date:	05/20/14

The original project report/data package is held by Alpha Analytical. This report/data package is paginated and should be reproduced only in its entirety. Alpha Analytical holds no responsibility for results and/or data that are not consistent with the original.

Certifications & Approvals: MA (M-MA086), NY (11148), CT (PH-0574), NH (2003), NJ NELAP (MA935), RI (LAO00065), ME (MA00086), PA (68-03671), USDA (Permit #P-330-11-00240), NC (666), TX (T104704476), DOD (L2217), US Army Corps of Engineers.

Eight Walkup Drive, Westborough, MA 01581-1019
508-898-9220 (Fax) 508-898-9193 800-624-9220 - www.alphalab.com

Project Name: AOC#3 GROUNDWATER
Project Number: Not Specified

Lab Number: L1410232
Report Date: 05/20/14

Alpha Sample ID	Client ID	Sample Location	Collection Date/Time
L1410232-01	MW-3	AOC #3 GUILDERLAND NY	05/12/14 18:30
L1410232-02	TRIP BLANK	AOC #3 GUILDERLAND NY	05/12/14 00:00

Project Name: AOC#3 GROUNDWATER **Lab Number:** L1410232
Project Number: Not Specified **Report Date:** 05/20/14

Case Narrative

The samples were received in accordance with the Chain of Custody and no significant deviations were encountered during the preparation or analysis unless otherwise noted. Sample Receipt, Container Information, and the Chain of Custody are located at the back of the report.

Results contained within this report relate only to the samples submitted under this Alpha Lab Number and meet all of the requirements of NELAC, for all NELAC accredited parameters. The data presented in this report is organized by parameter (i.e. VOC, SVOC, etc.). Sample specific Quality Control data (i.e. Surrogate Spike Recovery) is reported at the end of the target analyte list for each individual sample, followed by the Laboratory Batch Quality Control at the end of each parameter. If a sample was re-analyzed or re-extracted due to a required quality control corrective action and if both sets of data are reported, the Laboratory ID of the re-analysis or re-extraction is designated with an "R" or "RE", respectively. When multiple Batch Quality Control elements are reported (e.g. more than one LCS), the associated samples for each element are noted in the grey shaded header line of each data table. Any Laboratory Batch, Sample Specific % recovery or RPD value that is outside the listed Acceptance Criteria is bolded in the report. Performance criteria for CAM and RCP methods allow for some LCS compound failures to occur and still be within method compliance. In these instances, the specific failures are not narrated but are noted in the associated QC table. This information is also incorporated in the Data Usability format for our Data Merger tool where it can be reviewed along with any associated usability implications. Soil/sediments, solids and tissues are reported on a dry weight basis unless otherwise noted. Definitions of all data qualifiers and acronyms used in this report are provided in the Glossary located at the back of the report.

In reference to questions H (CAM) or 4 (RCP) when "NO" is checked, the performance criteria for CAM and RCP methods allow for some quality control failures to occur and still be within method compliance. In these instances the specific failure is not narrated but noted in the associated QC table. The information is also incorporated in the Data Usability format of our Data Merger tool where it can be reviewed along with any associated usability implications.

Please see the associated ADEx data file for a comparison of laboratory reporting limits that were achieved with the regulatory Numerical Standards requested on the Chain of Custody.

HOLD POLICY
For samples submitted on hold, Alpha's policy is to hold samples (with the exception of Air canisters) free of charge for 21 calendar days from the date the project is completed. After 21 calendar days, we will dispose of all samples submitted including those put on hold unless you have contacted your Client Service Representative and made arrangements for Alpha to continue to hold the samples. Air canisters will be disposed after 3 business days from the date the project is completed.

Please contact Client Services at 800-624-9220 with any questions.

Project Name: AOC#3 GROUNDWATER **Lab Number:** L1410232
Project Number: Not Specified **Report Date:** 05/20/14

Case Narrative (continued)

Report Submission

Testing performed for the reported analyses followed the guidelines established under the DoD QSM 4.2, where applicable.

All non-detect (ND) or estimated concentrations (J-qualified) have been quantitated to the limit noted in the MDL column.

Note: When manual integrations are performed, they are assigned one of the following codes, and can be found on the raw data provided within the data deliverable package.

Manual Integration Codes

M1 Split or tailing peak, auto integration stopped early resulting in false low area count.
M2 Peak not found by automatic integration algorithm.
M3 Misidentification of the peak (i.e. 1,4-dichlorobenzene identified as 1,3-dichlorobenzene), or misidentification from 2 partially resolved peaks not being split.
M4 Poor automated baseline construction.
M5 Manual integration over a retention time range required, i.e. for hydrocarbon range methods.
M6 Misassignment of peak valley by automated integration (poor split of 2 peaks).
M7 A qualifier ion was manually integrated (only for GC/MS data).
M8 Integration of individual analyte eluting on top of an unresolved complex.
M9 Other: Explain on chromatogram.

Volatile Organics

WG691060: The Continuing Calibration Verification standard, associated with L1410232-01 and -02, is outside the %D allowance for vinyl chloride (24%D). All associated sample results have been qualified with a "Q".

I, the undersigned, attest under the pains and penalties of perjury that, to the best of my knowledge and belief and based upon my personal inquiry of those responsible for providing the information contained in this analytical report, such information is accurate and complete. This certificate of analysis is not complete unless this page accompanies any and all pages of this report.

Authorized Signature: Michelle M. Morris

Title: Technical Director/Representative Date: 05/20/14

ORGANICS

VOLATILES

Project Name: AOC#3 GROUNDWATER **Lab Number:** L1410232

Project Number: Not Specified **Report Date:** 05/20/14

SAMPLE RESULTS

Lab ID:	L1410232-01	Date Collected:	05/12/14 18:30
Client ID:	MW-3	Date Received:	05/13/14
Sample Location:	AOC #3 GUILDERLAND NY	Field Prep:	Not Specified
Matrix:	Water		
Analytical Method:	1,8260C		
Analytical Date:	05/20/14 14:27		
Analyst:	PD		

Parameter	Result	Qualifier	Units	RL	MDL	Dilution Factor
Volatile Organics by GC/MS - Westborough Lab						
Tetrachloroethene	ND		ug/l	0.500	0.181	1
Vinyl chloride	ND	Q	ug/l	1.00	0.142	1
Trichloroethene	ND		ug/l	0.500	0.175	1
cis-1,2-Dichloroethene	ND		ug/l	0.500	0.187	1

Surrogate	% Recovery	Qualifier	Acceptance Criteria
1,2-Dichloroethane-d4	112		70-120
Toluene-d8	102		85-120
4-Bromofluorobenzene	100		75-120
Dibromofluoromethane	102		85-115

Project Name: AOC#3 GROUNDWATER **Lab Number:** L1410232

Project Number: Not Specified **Report Date:** 05/20/14

SAMPLE RESULTS

Lab ID:	L1410232-02	Date Collected:	05/12/14 00:00
Client ID:	TRIP BLANK	Date Received:	05/13/14
Sample Location:	AOC #3 GUILDERLAND NY	Field Prep:	Not Specified
Matrix:	Water		
Analytical Method:	1,8260C		
Analytical Date:	05/20/14 13:58		
Analyst:	PD		

Parameter	Result	Qualifier	Units	RL	MDL	Dilution Factor
Volatile Organics by GC/MS - Westborough Lab						
Tetrachloroethene	ND		ug/l	0.500	0.181	1
Vinyl chloride	ND	Q	ug/l	1.00	0.142	1
Trichloroethene	ND		ug/l	0.500	0.175	1
cis-1,2-Dichloroethene	ND		ug/l	0.500	0.187	1

Surrogate	% Recovery	Qualifier	Acceptance Criteria
1,2-Dichloroethane-d4	112		70-120
Toluene-d8	101		85-120
4-Bromofluorobenzene	102		75-120
Dibromofluoromethane	100		85-115

Project Name: AOC#3 GROUNDWATER
Project Number: Not Specified
Lab Number: L1410232
Report Date: 05/20/14

Method Blank Analysis
Batch Quality Control

Analytical Method: 1,8260C
Analytical Date: 05/20/14 13:02
Analyst: PD

Parameter	Result	Qualifier	Units	RL	MDL
Volatile Organics by GC/MS - Westborough Lab for sample(s): 01-02 Batch: WG691060-3					
Tetrachloroethene	ND		ug/l	0.500	0.181
Vinyl chloride	ND		ug/l	1.00	0.142
Trichloroethene	ND		ug/l	0.500	0.175
cis-1,2-Dichloroethene	ND		ug/l	0.500	0.187

Surrogate	%Recovery	Qualifier	Acceptance Criteria
1,2-Dichloroethane-d4	113		70-120
Toluene-d8	102		85-120
4-Bromofluorobenzene	102		75-120
Dibromofluoromethane	99		85-115

Lab Control Sample Analysis

Batch Quality Control

Project Name: AOC#3 GROUNDWATER

Project Number: Not Specified

Lab Number: L1410232

Report Date: 05/20/14

Parameter	LCS %Recovery	Qual	LCSD %Recovery	Qual	%Recovery Limits	RPD	Qual	RPD Limits
Volatile Organics by GC/MS - Westborough Lab Associated sample(s): 01-02 Batch: WG691060-1 WG691060-2								
Tetrachloroethene	91		89		45-150	2		30
Vinyl chloride	124		120		50-145	3		30
Trichloroethene	100		98		70-125	2		30
cis-1,2-Dichloroethene	95		95		70-125	0		30

Surrogate	LCS %Recovery	Qual	LCSD %Recovery	Qual	Acceptance Criteria
1,2-Dichloroethane-d4	112		112		70-120
Toluene-d8	102		102		85-120
4-Bromofluorobenzene	98		98		75-120
Dibromofluoromethane	101		101		85-115

Project Name: AOC#3 GROUNDWATER
Project Number: Not Specified

Lab Number: L1410232
Report Date: 05/20/14

Sample Receipt and Container Information

Were project specific reporting limits specified? YES

Reagent H2O Preserved Vials Frozen on: NA

Cooler Information **Custody Seal**

Cooler	
A	Absent

Container Information

Container ID	Container Type	Cooler	pH	Temp deg C	Pres	Seal	Analysis(*)
L1410232-01A	Vial HCl preserved	A	N/A	2.8	Y	Absent	DOD-8260(14)
L1410232-01B	Vial HCl preserved	A	N/A	2.8	Y	Absent	DOD-8260(14)
L1410232-01C	Vial HCl preserved	A	N/A	2.8	Y	Absent	DOD-8260(14)
L1410232-02A	Vial HCl preserved	A	N/A	2.8	Y	Absent	DOD-8260(14)

*Values in parentheses indicate holding time in days

Project Name:	AOC#3 GROUNDWATER	**Lab Number:**	L1410232
Project Number:	Not Specified	**Report Date:**	05/20/14

GLOSSARY

Acronyms

EDL - Estimated Detection Limit: This value represents the level to which target analyte concentrations are reported as estimated values, when those target analyte concentrations are quantified below the reporting limit (RL). The EDL includes any adjustments from dilutions, concentrations or moisture content, where applicable. The use of EDLs is specific to the analysis of PAHs using Solid-Phase Microextraction (SPME).

EPA - Environmental Protection Agency.

LCS - Laboratory Control Sample: A sample matrix, free from the analytes of interest, spiked with verified known amounts of analytes or a material containing known and verified amounts of analytes.

LCSD - Laboratory Control Sample Duplicate: Refer to LCS.

LFB - Laboratory Fortified Blank: A sample matrix, free from the analytes of interest, spiked with verified known amounts of analytes or a material containing known and verified amounts of analytes.

MDL - Method Detection Limit: This value represents the level to which target analyte concentrations are reported as estimated values, when those target analyte concentrations are quantified below the reporting limit (RL). The MDL includes any adjustments from dilutions, concentrations or moisture content, where applicable.

MS - Matrix Spike Sample: A sample prepared by adding a known mass of target analyte to a specified amount of matrix sample for which an independent estimate of target analyte concentration is available.

MSD - Matrix Spike Sample Duplicate: Refer to MS.

NA - Not Applicable.

NC - Not Calculated: Term is utilized when one or more of the results utilized in the calculation are non-detect at the parameter's reporting unit.

NI - Not Ignitable.

RL - Reporting Limit: The value at which an instrument can accurately measure an analyte at a specific concentration. The RL includes any adjustments from dilutions, concentrations or moisture content, where applicable.

RPD - Relative Percent Difference: The results from matrix and/or matrix spike duplicates are primarily designed to assess the precision of analytical results in a given matrix and are expressed as relative percent difference (RPD). Values which are less than five times the reporting limit for any individual parameter are evaluated by utilizing the absolute difference between the values; although the RPD value will be provided in the report.

SRM - Standard Reference Material: A reference sample of a known or certified value that is of the same or similar matrix as the associated field samples.

Footnotes

1 - The reference for this analyte should be considered modified since this analyte is absent from the target analyte list of the original method.

Terms

Analytical Method: Both the document from which the method originates and the analytical reference method. (Example: EPA 8260B is shown as 1,8260B.) The codes for the reference method documents are provided in the References section of the Addendum.

Data Qualifiers

A - Spectra identified as "Aldol Condensation Product".

B - The analyte was detected above the reporting limit in the associated method blank. Flag only applies to associated field samples that have detectable concentrations of the analyte at less than ten times (10x) the concentration found in the blank. For MCP-related projects, flag only applies to associated field samples that have detectable concentrations of the analyte at less than ten times (10x) the concentration found in the blank. For DOD-related projects, flag only applies to associated field samples that have detectable concentrations of the analyte at less than ten times (10x) the concentration found in the blank AND the analyte was detected above one-half the reporting limit (or above the reporting limit for common lab contaminants) in the associated method blank. For NJ-Air-related projects, flag only applies to associated field samples that have detectable concentrations of the analyte above the reporting limit.

C - Co-elution: The target analyte co-elutes with a known lab standard (i.e. surrogate, internal standards, etc.) for co-extracted analyses.

D - Concentration of analyte was quantified from diluted analysis. Flag only applies to field samples that have detectable concentrations of the analyte.

E - Concentration of analyte exceeds the range of the calibration curve and/or linear range of the instrument.

G - The concentration may be biased high due to matrix interferences (i.e, co-elution) with non-target compound(s). The result should be considered estimated.

H - The analysis of pH was performed beyond the regulatory-required holding time of 15 minutes from the time of sample collection.

I - The lower value for the two columns has been reported due to obvious interference.

Report Format: DU Report with 'J' Qualifiers

Project Name:	AOC#3 GROUNDWATER	**Lab Number:**	L1410232
Project Number:	Not Specified	**Report Date:**	05/20/14

Data Qualifiers

M - Reporting Limit (RL) exceeds the MCP CAM Reporting Limit for this analyte.

NJ - Presumptive evidence of compound. This represents an estimated concentration for Tentatively Identified Compounds (TICs), where the identification is based on a mass spectral library search.

P - The RPD between the results for the two columns exceeds the method-specified criteria.

Q - The quality control sample exceeds the associated acceptance criteria. For DOD-related projects, LCS and/or Continuing Calibration Standard exceedences are also qualified on all associated sample results. Note: This flag is not applicable for matrix spike recoveries when the sample concentration is greater than 4x the spike added or for batch duplicate RPD when the sample concentrations are less than 5x the RL. (Metals only.)

R - Analytical results are from sample re-analysis.

RE - Analytical results are from sample re-extraction.

S - Analytical results are from modified screening analysis.

J - Estimated value. The Target analyte concentration is below the quantitation limit (RL), but above the Method Detection Limit (MDL) or Estimated Detection Limit (EDL) for SPME-related analyses. This represents an estimated concentration for Tentatively Identified Compounds (TICs).

ND - Not detected at the method detection limit (MDL) for the sample, or estimated detection limit (EDL) for SPME-related analyses.

Report Format: DU Report with 'J' Qualifiers

Project Name:	AOC#3 GROUNDWATER	**Lab Number:**	L1410232
Project Number:	Not Specified	**Report Date:**	05/20/14

REFERENCES

1 Test Methods for Evaluating Solid Waste: Physical/Chemical Methods. EPA SW-846. Third Edition. Updates I - IV, 2007.

The analyses performed on the sample(s) within this report are in accordance with the minimum established guidelines set forth in the Department of Defense Quality Systems Manual, Version 4.2, issued October 25, 2010.

LIMITATION OF LIABILITIES

Alpha Analytical performs services with reasonable care and diligence normal to the analytical testing laboratory industry. In the event of an error, the sole and exclusive responsibility of Alpha Analytical shall be to re-perform the work at it's own expense. In no event shall Alpha Analytical be held liable for any incidental, consequential or special damages, including but not limited to, damages in any way connected with the use of, interpretation of, information or analysis provided by Alpha Analytical.

We strongly urge our clients to comply with EPA protocol regarding sample volume, preservation, cooling, containers, sampling procedures, holding time and splitting of samples in the field.

Certification Information

Last revised April 15, 2014

The following analytes are not included in our NELAP Scope of Accreditation:

Westborough Facility
EPA 524.2: Acetone, 2-Butanone (Methyl ethyl ketone (MEK)), Tert-butyl alcohol, 2-Hexanone, Tetrahydrofuran, 1,3,5-Trichlorobenzene, 4-Methyl-2-pentanone (MIBK), Carbon disulfide, Diethyl ether.
EPA 8260C: 1,2,4,5-Tetramethylbenzene, 4-Ethyltoluene, Iodomethane (methyl iodide), Methyl methacrylate, Azobenzene.
EPA 8330A/B: PETN, Picric Acid, Nitroglycerine, 2,6-DANT, 2,4-DANT.
EPA 8270D: 1-Methylnaphthalene, Dimethylnaphthalene,1,4-Diphenylhydrazine.
EPA 625: 4-Chloroaniline, 4-Methylphenol.
SM4500: Soil: Total Phosphorus, TKN, NO2, NO3.
EPA 9071: Total Petroleum Hydrocarbons, Oil & Grease.

Mansfield Facility
EPA 8270D: Biphenyl.
EPA 2540D: TSS
EPA TO-15: Halothane, 2,4,4-Trimethyl-2-pentene, 2,4,4-Trimethyl-1-pentene, Thiophene, 2-Methylthiophene, 3-Methylthiophene, 2-Ethylthiophene, 1,2,3-Trimethylbenzene, Indan, Indene, 1,2,4,5-Tetramethylbenzene, Benzothiophene, 1-Methylnaphthalene.

The following analytes are included in our Massachusetts DEP Scope of Accreditation, Westborough Facility:

Drinking Water
EPA 200.8: Sb,As,Ba,Be,Cd,Cr,Cu,Pb,Ni,Se,Tl; **EPA 200.7**: Ba,Be,Ca,Cd,Cr,Cu,Na; **EPA 245.1:** Mercury;
EPA 300.0: Nitrate-N, Fluoride, Sulfate; **EPA 353.2**: Nitrate-N, Nitrite-N; **SM4500NO3-F**: Nitrate-N, Nitrite-N; **SM4500F-C, SM4500CN-CE, EPA 180.1, SM2130B, SM4500Cl-D, SM2320B, SM2540C, SM4500H-B**
EPA 332: Perchlorate.
Microbiology: **SM9215B; SM9223-P/A, SM9223B-Colilert-QT, Enterolert-QT.**

Non-Potable Water
EPA 200.8: Al,Sb,As,Be,Cd,Cr,Cu,Pb,Mn,Ni,Se,Ag,Tl,Zn;
EPA 200.7: Al,Sb,As,Be,Cd,Ca,Cr,Co,Cu,Fe,Pb,Mg,Mn,Mo,Ni,K,Se,Ag,Na,Sr,Ti,Tl,V,Zn;
EPA 245.1, SM4500H,B, EPA 120.1, SM2510B, SM2540C, SM2340B, SM2320B, SM4500CL-E, SM4500F-BC, SM426C, SM4500NH3-BH, **EPA 350.1**: Ammonia-N, **LACHAT 10-107-06-1-B**: Ammonia-N, **SM4500NO3-F, EPA 353.2**: Nitrate-N**, SM4500NH3-BC-NES, EPA 351.1, SM4500P-E, SM4500P-B, E, SM5220D, EPA 410.4, SM5210B, SM5310C, SM4500CL-D, EPA 1664, SM14 510AC, EPA 420.1, SM4500-CN-CE, SM2540D.**
EPA 624: Volatile Halocarbons & Aromatics,
EPA 608: Chlordane, Toxaphene, Aldrin, alpha-BHC, beta-BHC, gamma-BHC, delta-BHC, Dieldrin, DDD, DDE, DDT, Endosulfan I, Endosulfan II, Endosulfan sulfate, Endrin, Endrin Aldehyde, Heptachlor, Heptachlor Epoxide, PCBs
EPA 625: SVOC (Acid/Base/Neutral Extractables), **EPA 600/4-81-045**: PCB-Oil.
Microbiology: **SM9223B-Colilert-QT; Enterolert-QT, SM9222D-MF**.

For a complete listing of analytes and methods, please contact your Alpha Project Manager.

NEW YORK CHAIN OF CUSTODY

ALPHA ANALYTICAL
Westborough, MA 01581
8 Walkup Dr.
TEL: 508-898-9220
FAX: 508-898-9193

Mansfield, MA 02048
320 Forbes Blvd
TEL: 508-822-9300
FAX: 508-822-3288

Service Centers
Mahwah, NJ 07430: 35 Whitney Rd, Suite 5
Albany, NY 12205: 14 Walker Way
Tonawanda, NY 14150: 275 Cooper Ave, Suite 105

Page 1 of

Date Rec'd in Lab: 5/13/14

ALPHA Job #: L1918232

Project Information

Project Name: AOC #3 Groundwater
Project Location: AOC #3 Guilderland NY
Project #
(Use Project name as Project #) ☐
Project Manager: Gina Hall
ALPHAQuote #:

Client Information

Client: H2H Associates
Address: 179 River Road
Troy, NY 12180
Phone: 518-270-1620
Fax:
Email: lhoose@h2hassociates.com

Turn-Around Time

Standard ☑ 5/20/14 Due Date:
Rush (only if pre approved) ☐ # of Days:

Deliverables

☑ ASP-A ☐ ASP-B
☐ EQuIS (1 File) ☐ EQuIS (4 File)
☐ Other

Billing Information

☑ Same as Client Info
PO #

Regulatory Requirement

☐ NY TOGS ☐ NY Part 375
☐ AWQ Standards ☐ NY CP-51
☐ NY Restricted Use ☑ Other
☐ NY Unrestricted Use
☐ NYC Sewer Discharge

Disposal Site Information

Please identify below location of applicable disposal facilities.

Disposal Facility:
☐ NJ ☐ NY
☐ Other: NA

These samples have been previously analyzed by Alpha ☐

Other project specific requirements/comments:

VOC (TCE, PCE, cis 1, 2-DCE, Vinyl Chloride) Report only TCE, PCE, cis 1, 2-DCE, Vinyl Chloride.

Please specify Metals or TAL.

Sample Filtration
☐ Done
☐ Lab to do
Preservation
☐ Lab to do
(Please Specify below)

ALPHA Lab ID (Lab Use Only)	Sample ID	Collection Date	Collection Time	Sample Matrix	Sampler's Initials	VOC 8260C See Comme	Temperature							Sample Specific Comments	Total Bottle
16232.01	MW-3	5/12/14	18:30	GW	DLW	X									3
.02	Trip Blank	5/12/14	—		DLW	X									

Preservative Code:
A = None
B = HCl
C = HNO_3
D = H_2SO_4
E = NaOH
F = MeOH
G = $NaHSO_4$
H = $Na_2S_2O_3$
K/E = Zn Ac/NaOH
O = Other

Container Code
P = Plastic
A = Amber Glass
V = Vial
G = Glass
B = Bacteria Cup
C = Cube
O = Other
E = Encore
D = BOD Bottle

Westboro: Certification No: MA935
Mansfield: Certification No: MA015

Container Type	V	P
Preservative	B	A

Relinquished By:	Date/Time	Received By:	Date/Time
[signature]	5/13/14 1915	[signature] AAL	5-13-14 1915
[signature]	5/13/14 22:55	[signature]	5/13/14 22:55

Please print clearly, legibly and completely. Samples can not be logged in and turnaround time clock will not start until any ambiguities are resolved. BY EXECUTING THIS COC, THE CLIENT HAS READ AND AGREES TO BE BOUND BY ALPHA'S TERMS & CONDITIONS.

Form No: 01-25 (rev. 30-Sept-2013)

TestAmerica
THE LEADER IN ENVIRONMENTAL TESTING

ANALYTICAL REPORT

Job Number: 200-28023-1

SDG Number: 200-28023

Job Description: AOC 3

For:
H2H Associates LLC
179 River Street
Troy, NY 12180

Attention: Lori Hoose



Approved for release.
Kathryn A Kelly
Project Manager I
6/4/2015 2:36 PM

Kathryn A Kelly, Project Manager I
30 Community Drive, South Burlington, VT, 05403
kathryn.kelly@testamericainc.com
06/04/2015

The test results in this report relate only to sample(s) as received by the laboratory. These test results were derived under a quality system that adheres to the requirements of NELAC. Pursuant to NELAC, this report may not be produced in full without written approval from the laboratory

Table of Contents

Cover Title Page 1

Data Summaries 4

- Report Narrative 4
- Manual Integration Summary 5
- Sample Summary 7
- Executive Summary 8
- Method Summary 9
- Method / Analyst Summary 10
- Sample Datasheets 11
- Surrogate Summary 29
- QC Data Summary 30
- Data Qualifiers 39
- QC Association Summary 40
- Lab Chronicle 41
- Reagent Traceability 44
  - COAs 52
- Certification Summary 71

Organic Sample Data 72

- GC/MS VOA 72
  - 8260C 72
    - 8260C QC Summary 73
    - 8260C Sample Data 85
    - Standards Data 158
      - 8260C ICAL Data 158
      - 8260C CCAL Data 199
    - Raw QC Data 222

Table of Contents

8260C Tune Data 222
8260C Blank Data 228
8260C LCS/LCSD Data 238
8260C MS/MSD Data 245
8260C Run Logs 259
Shipping and Receiving Documents 261
Client Chain of Custody 262
Sample Receipt Checklist 264

CASE NARRATIVE

Client: H2H Associates LLC

Project: AOC 3

Report Number: 200-28023-1

With the exceptions noted as flags or footnotes, standard analytical protocols were followed in the analysis of the samples and no problems were encountered or anomalies observed. In addition all laboratory quality control samples were within established control limits, with any exceptions noted below. Each sample was analyzed to achieve the lowest possible reporting limit within the constraints of the method. In some cases, due to interference or analytes present at high concentrations, samples were diluted. For diluted samples, the reporting limits are adjusted relative to the dilution required.

Calculations are performed before rounding to avoid round-off errors in calculated results.

All holding times were met and proper preservation noted for the methods performed on these samples, unless otherwise detailed in the individual sections below.

RECEIPT

The samples were received on 05/20/2015; the samples arrived in good condition, properly preserved and on ice. The temperature of the coolers at receipt was 5.4 C.

VOLATILE ORGANIC COMPOUNDS

Samples IRRIGATION #2, IRRIGATION #3, IRRIGATION #4, IRRIGATION #5, MW-10, DUP-1-5-18-15, TRIP BLANK, IRRIGATION #1 and EQUIPMENT BLANK were analyzed for Volatile Organic Compounds in accordance with EPA SW-846 Method 8260C. The samples were analyzed on 05/27/2015.

The preservative used in the sample containers provided is not compatible with one of the Method 8260 analytes requested. The samples in this set were received preserved with hydrochloric acid. The requested target analyte list includes 2-chloroethyl vinyl ether, an acid-labile compound that degrades in an acidic medium.

1,2,3-Trichlorobenzene, Methylene Chloride and Naphthalene were detected in method blank MB 200-88791/5 at levels that were above the method detection limit but below the reporting limit. The values should be considered estimates, and have been flagged. If the associated sample reported a result above the MDL and/or RL, the result has been flagged. Refer to the QC report for details.

1,2-Dibromo-3-Chloropropane, Bromoform, Carbon tetrachloride, Isobutyl alcohol, Tetrahydrofuran, trans-1,3-Dichloropropene and Vinyl acetate failed the recovery criteria high for LCS 200-88791/3. Refer to the QC report for details.

2-Chloroethyl vinyl ether failed the recovery criteria low for the MS of sample IRRIGATION #4MS in batch 200-88791. Several analytes failed the recovery criteria high.

2-Chloroethyl vinyl ether failed the recovery criteria low for the MSD of sample IRRIGATION #4MSD in batch 200-88791. Several analytes failed the recovery criteria high.

The initial calibration verification analyzed in batch 88558 was outside of acceptance criteria for acrolein and vinyl acetate.

The continuing calibration verification recovered above the upper control limits for several compounds. The samples associated with this CCV were non-detects for the affected analytes; therefore, the data have been reported. A CCV standard at or below the reporting limit (RL) was analyzed with the affected samples and found to be acceptable. As indicated in the reference method, sample analysis may proceed; however, any detection for the affected analyte(s) is considered estimated. The low level CCV is evaluated by detections only and %D criteria are not applied.

No additional analytical or quality issues were noted, other than those described above or in the Definitions/Glossary page.

GC/MS VOA MANUAL INTEGRATION SUMMARY

Lab Name: TestAmerica Burlington Job No.: 200-28023-1

SDG No.: 200-28023

Instrument ID: CHL.i Analysis Batch Number: 88558

Lab Sample ID: IC 200-88558/4 Client Sample ID:

Date Analyzed: 05/20/15 13:17 Lab File ID: 13688_04.D GC Column: DB-624 ID: 0.53(mm)

COMPOUND NAME	RETENTION TIME	MANUAL INTEGRATION		
		REASON	ANALYST	DATE
1,1,2-Trichloro-1,2,2-trifluoroethane	4.96	Peak not found by the data system	wilburj	05/20/15 14:52

GC/MS VOA MANUAL INTEGRATION SUMMARY

Lab Name: TestAmerica Burlington Job No.: 200-28023-1

SDG No.: 200-28023

Instrument ID: CHL.i Analysis Batch Number: 88791

Lab Sample ID: CCVL 200-88791/4 Client Sample ID:

Date Analyzed: 05/27/15 12:28 Lab File ID: 13776_04.D GC Column: DB-624 ID: 0.53(mm)

COMPOUND NAME	RETENTION TIME	MANUAL INTEGRATION		
		REASON	ANALYST	DATE
2,2-Dichloropropane	7.91	Baseline Event	archern	05/27/15 13:20
Tetrahydrofuran	8.46	Baseline Event	archern	05/27/15 13:21

Lab Sample ID: 200-28023-1 Client Sample ID: IRRIGATION #2

Date Analyzed: 05/27/15 16:26 Lab File ID: 13776_10.D GC Column: DB-624 ID: 0.53(mm)

COMPOUND NAME	RETENTION TIME	MANUAL INTEGRATION		
		REASON	ANALYST	DATE
Methyl tert-butyl ether	6.27	Baseline Event	archern	05/28/15 13:31
Chlorodibromomethane	14.42	Baseline Event	archern	05/28/15 13:31

Lab Sample ID: 200-28023-3 Client Sample ID: IRRIGATION #4

Date Analyzed: 05/27/15 17:34 Lab File ID: 13776_12.D GC Column: DB-624 ID: 0.53(mm)

COMPOUND NAME	RETENTION TIME	MANUAL INTEGRATION		
		REASON	ANALYST	DATE
Acetone	5.04	Baseline Event	archern	05/28/15 13:40

SAMPLE SUMMARY

Client: H2H Associates LLC

Job Number: 200-28023-1
Sdg Number: 200-28023

Lab Sample ID	Client Sample ID	Client Matrix	Date/Time Sampled	Date/Time Received
200-28023-1	IRRIGATION #2	Water	05/18/2015 1335	05/20/2015 1020
200-28023-2	IRRIGATION #3	Water	05/18/2015 1125	05/20/2015 1020
200-28023-3	IRRIGATION #4	Water	05/18/2015 0955	05/20/2015 1020
200-28023-3MS	IRRIGATION #4	Water	05/18/2015 0955	05/20/2015 1020
200-28023-3MSD	IRRIGATION #4	Water	05/18/2015 0955	05/20/2015 1020
200-28023-4	IRRIGATION #5	Water	05/18/2015 1500	05/20/2015 1020
200-28023-5	MW-10	Water	05/18/2015 1640	05/20/2015 1020
200-28023-6FD	DUP-1-5-18-15	Water	05/18/2015 0000	05/20/2015 1020
200-28023-7TB	TRIP BLANK	Water	05/18/2015 0000	05/20/2015 1020
200-28023-8	IRRIGATION #1	Water	05/19/2015 0925	05/20/2015 1020
200-28023-9EB	EQUIPMENT BLANK	Water	05/19/2015 0900	05/20/2015 1020

EXECUTIVE SUMMARY - Detections

Client: H2H Associates LLC

Job Number: 200-28023-1
Sdg Number: 200-28023

Lab Sample ID / Analyte	Client Sample ID	Result	Qualifier	Reporting Limit	Units	Method
200-28023-1	**IRRIGATION #2**					
1,2-Dichloroethene, Total		1.2	J	2.0	ug/L	8260C
cis-1,2-Dichloroethene		1.2		1.0	ug/L	8260C
Trichloroethene		0.41	J	1.0	ug/L	8260C
200-28023-2	**IRRIGATION #3**					
1,2-Dichloroethene, Total		0.28	J	2.0	ug/L	8260C
cis-1,2-Dichloroethene		0.28	J	1.0	ug/L	8260C
200-28023-5	**MW-10**					
1,2-Dichloroethene, Total		0.34	J	2.0	ug/L	8260C
cis-1,2-Dichloroethene		0.34	J	1.0	ug/L	8260C
Trichloroethene		1.1		1.0	ug/L	8260C
Tetrachloroethene		0.67	J	1.0	ug/L	8260C
200-28023-9EB	**EQUIPMENT BLANK**					
Toluene		0.90	J	1.0	ug/L	8260C

METHOD SUMMARY

Client: H2H Associates LLC

Job Number: 200-28023-1
Sdg Number: 200-28023

Description	Lab Location	Method	Preparation Method
Matrix: Water			
Volatile Organic Compounds by GC/MS	TAL BUR	SW846 8260C	
Purge and Trap	TAL BUR		SW846 5030C

Lab References:

TAL BUR = TestAmerica Burlington

Method References:

SW846 = "Test Methods For Evaluating Solid Waste, Physical/Chemical Methods", Third Edition, November 1986 And Its Updates.

METHOD / ANALYST SUMMARY

Client: H2H Associates LLC

Job Number: 200-28023-1
Sdg Number: 200-28023

Method	Analyst	Analyst ID
SW846 8260C	Archer, Nicholas E	NEA

Client: H2H Associates LLC

Job Number: 200-28023-1
Sdg Number: 200-28023

Client Sample ID: **IRRIGATION #2**

Lab Sample ID: 200-28023-1
Client Matrix: Water

Date Sampled: 05/18/2015 1335
Date Received: 05/20/2015 1020

8260C Volatile Organic Compounds by GC/MS

Analysis Method:	8260C	Analysis Batch:	200-88791	Instrument ID:	CHL.i
Prep Method:	5030C	Prep Batch:	N/A	Lab File ID:	13776_10.D
Dilution:	1.0			Initial Weight/Volume:	5 mL
Analysis Date:	05/27/2015 1626			Final Weight/Volume:	5 mL
Prep Date:	05/27/2015 1626				

Analyte	Result (ug/L)	Qualifier	DL	LOQ
Dichlorodifluoromethane	0.40	U	0.27	1.0
Chloromethane	0.40	U	0.34	1.0
Vinyl chloride	0.40	U	0.23	1.0
Bromomethane	0.40	U Q	0.34	1.0
Chloroethane	0.40	U	0.37	1.0
Trichlorofluoromethane	0.40	U	0.30	1.0
1,1-Dichloroethene	0.40	U	0.19	1.0
1,1,2-Trichloro-1,2,2-trifluoroethane	0.40	U	0.24	1.0
Acetone	1.9	U Q	1.7	5.0
Iodomethane	0.40	U	0.23	1.0
Carbon disulfide	0.40	U	0.21	1.0
Methyl acetate	1.9	U	0.87	5.0
Methylene Chloride	0.40	U	0.23	1.0
trans-1,2-Dichloroethene	0.40	U	0.23	1.0
1,2-Dichloroethene, Total	1.2	J	0.22	2.0
Methyl tert-butyl ether	0.40	U M	0.21	1.0
1,1-Dichloroethane	0.40	U	0.21	1.0
Vinyl acetate	0.80	U Q	0.53	5.0
2,2-Dichloropropane	0.80	U	0.47	1.0
cis-1,2-Dichloroethene	1.2		0.22	1.0
2-Butanone (MEK)	1.9	U	1.3	5.0
Chlorobromomethane	0.40	U	0.26	1.0
Tetrahydrofuran	1.6	U Q	0.94	2.0
Chloroform	0.40	U	0.20	1.0
1,1,1-Trichloroethane	0.40	U	0.20	1.0
Cyclohexane	0.40	U	0.22	1.0
1,1-Dichloropropene	0.40	U	0.19	1.0
Carbon tetrachloride	0.40	U Q	0.22	1.0
Isobutyl alcohol	9.7	U Q	9.0	50
Benzene	0.40	U	0.19	1.0
1,2-Dichloroethane	0.40	U	0.19	1.0
Trichloroethene	0.41	J	0.18	1.0
Methylcyclohexane	0.40	U	0.20	1.0
1,2-Dichloropropane	0.40	U	0.24	1.0
Dibromomethane	0.40	U	0.24	1.0
1,4-Dioxane	16	U	6.2	40
Dichlorobromomethane	0.40	U	0.20	1.0
2-Chloroethyl vinyl ether	0.40	U Q	0.18	1.0
cis-1,3-Dichloropropene	0.40	U	0.22	1.0
4-Methyl-2-pentanone (MIBK)	1.9	U	0.82	5.0
Toluene	0.40	U	0.22	1.0
trans-1,3-Dichloropropene	0.40	U Q	0.26	1.0
1,1,2-Trichloroethane	0.40	U	0.24	1.0
Tetrachloroethene	0.40	U	0.22	1.0
1,3-Dichloropropane	0.40	U	0.20	1.0
2-Hexanone	1.9	U	1.2	5.0

Client: H2H Associates LLC

Job Number: 200-28023-1
Sdg Number: 200-28023

Client Sample ID: **IRRIGATION #2**

Lab Sample ID: 200-28023-1
Client Matrix: Water

Date Sampled: 05/18/2015 1335
Date Received: 05/20/2015 1020

8260C Volatile Organic Compounds by GC/MS

Analysis Method:	8260C	Analysis Batch:	200-88791	Instrument ID:	CHL.i
Prep Method:	5030C	Prep Batch:	N/A	Lab File ID:	13776_10.D
Dilution:	1.0			Initial Weight/Volume:	5 mL
Analysis Date:	05/27/2015 1626			Final Weight/Volume:	5 mL
Prep Date:	05/27/2015 1626				

Analyte	Result (ug/L)	Qualifier	DL	LOQ
Chlorodibromomethane	0.40	U M	0.22	1.0
Ethylene Dibromide	0.40	U	0.22	1.0
Chlorobenzene	0.40	U	0.18	1.0
1,1,1,2-Tetrachloroethane	0.40	U	0.20	1.0
Ethylbenzene	0.40	U	0.20	1.0
m-Xylene & p-Xylene	0.40	U	0.21	1.0
o-Xylene	0.40	U	0.23	1.0
Xylenes, Total	0.40	U	0.21	2.0
Styrene	0.40	U	0.26	1.0
Bromoform	0.40	U Q	0.23	1.0
Isopropylbenzene	0.40	U	0.22	1.0
Bromobenzene	0.40	U	0.21	1.0
1,1,2,2-Tetrachloroethane	0.40	U	0.27	1.0
1,2,3-Trichloropropane	0.40	U	0.29	1.0
N-Propylbenzene	0.40	U	0.19	1.0
2-Chlorotoluene	0.40	U	0.23	1.0
4-Chlorotoluene	0.40	U	0.26	1.0
1,3,5-Trimethylbenzene	0.40	U	0.22	1.0
tert-Butylbenzene	0.40	U	0.20	1.0
1,2,4-Trimethylbenzene	0.40	U	0.21	1.0
sec-Butylbenzene	0.40	U	0.21	1.0
4-Isopropyltoluene	0.40	U	0.22	1.0
1,3-Dichlorobenzene	0.40	U	0.20	1.0
1,4-Dichlorobenzene	0.40	U	0.26	1.0
1,2-Dichlorobenzene	0.40	U	0.23	1.0
n-Butylbenzene	0.40	U	0.20	1.0
1,2-Dibromo-3-Chloropropane	0.40	U Q	0.24	1.0
1,2,4-Trichlorobenzene	0.40	U	0.21	1.0
Hexachlorobutadiene	0.40	U	0.29	1.0
Naphthalene	0.40	U Q	0.31	1.0
1,2,3-Trichlorobenzene	0.40	U	0.26	1.0

Surrogate	%Rec	Qualifier	Acceptance Limits
1,2-Dichloroethane-d4 (Surr)	102		80 - 120
Toluene-d8 (Surr)	101		80 - 120
4-Bromofluorobenzene	104		80 - 125
Dibromofluoromethane (Surr)	105		50 - 150

Client: H2H Associates LLC

Job Number: 200-28023-1
Sdg Number: 200-28023

Client Sample ID: **IRRIGATION #3**

Lab Sample ID: 200-28023-2
Client Matrix: Water

Date Sampled: 05/18/2015 1125
Date Received: 05/20/2015 1020

8260C Volatile Organic Compounds by GC/MS

Analysis Method:	8260C	Analysis Batch:	200-88791	Instrument ID:	CHL.i
Prep Method:	5030C	Prep Batch:	N/A	Lab File ID:	13776_11.D
Dilution:	1.0			Initial Weight/Volume:	5 mL
Analysis Date:	05/27/2015 1700			Final Weight/Volume:	5 mL
Prep Date:	05/27/2015 1700				

Analyte	Result (ug/L)	Qualifier	DL	LOQ
Dichlorodifluoromethane	0.40	U	0.27	1.0
Chloromethane	0.40	U	0.34	1.0
Vinyl chloride	0.40	U	0.23	1.0
Bromomethane	0.40	U Q	0.34	1.0
Chloroethane	0.40	U	0.37	1.0
Trichlorofluoromethane	0.40	U	0.30	1.0
1,1-Dichloroethene	0.40	U	0.19	1.0
1,1,2-Trichloro-1,2,2-trifluoroethane	0.40	U	0.24	1.0
Acetone	1.9	U Q	1.7	5.0
Iodomethane	0.40	U	0.23	1.0
Carbon disulfide	0.40	U	0.21	1.0
Methyl acetate	1.9	U	0.87	5.0
Methylene Chloride	0.40	U	0.23	1.0
trans-1,2-Dichloroethene	0.40	U	0.23	1.0
1,2-Dichloroethene, Total	0.28	J	0.22	2.0
Methyl tert-butyl ether	0.40	U	0.21	1.0
1,1-Dichloroethane	0.40	U	0.21	1.0
Vinyl acetate	0.80	U Q	0.53	5.0
2,2-Dichloropropane	0.80	U	0.47	1.0
cis-1,2-Dichloroethene	0.28	J	0.22	1.0
2-Butanone (MEK)	1.9	U	1.3	5.0
Chlorobromomethane	0.40	U	0.26	1.0
Tetrahydrofuran	1.6	U Q	0.94	2.0
Chloroform	0.40	U	0.20	1.0
1,1,1-Trichloroethane	0.40	U	0.20	1.0
Cyclohexane	0.40	U	0.22	1.0
1,1-Dichloropropene	0.40	U	0.19	1.0
Carbon tetrachloride	0.40	U Q	0.22	1.0
Isobutyl alcohol	9.7	U Q	9.0	50
Benzene	0.40	U	0.19	1.0
1,2-Dichloroethane	0.40	U	0.19	1.0
Trichloroethene	0.40	U	0.18	1.0
Methylcyclohexane	0.40	U	0.20	1.0
1,2-Dichloropropane	0.40	U	0.24	1.0
Dibromomethane	0.40	U	0.24	1.0
1,4-Dioxane	16	U	6.2	40
Dichlorobromomethane	0.40	U	0.20	1.0
2-Chloroethyl vinyl ether	0.40	U Q	0.18	1.0
cis-1,3-Dichloropropene	0.40	U	0.22	1.0
4-Methyl-2-pentanone (MIBK)	1.9	U	0.82	5.0
Toluene	0.40	U	0.22	1.0
trans-1,3-Dichloropropene	0.40	U Q	0.26	1.0
1,1,2-Trichloroethane	0.40	U	0.24	1.0
Tetrachloroethene	0.40	U	0.22	1.0
1,3-Dichloropropane	0.40	U	0.20	1.0
2-Hexanone	1.9	U	1.2	5.0

Client: H2H Associates LLC

Job Number: 200-28023-1
Sdg Number: 200-28023

Client Sample ID: **IRRIGATION #3**

Lab Sample ID: 200-28023-2
Client Matrix: Water

Date Sampled: 05/18/2015 1125
Date Received: 05/20/2015 1020

8260C Volatile Organic Compounds by GC/MS

Analysis Method:	8260C	Analysis Batch:	200-88791	Instrument ID:	CHL.i
Prep Method:	5030C	Prep Batch:	N/A	Lab File ID:	13776_11.D
Dilution:	1.0			Initial Weight/Volume:	5 mL
Analysis Date:	05/27/2015 1700			Final Weight/Volume:	5 mL
Prep Date:	05/27/2015 1700				

Analyte	Result (ug/L)	Qualifier	DL	LOQ
Chlorodibromomethane	0.40	U	0.22	1.0
Ethylene Dibromide	0.40	U	0.22	1.0
Chlorobenzene	0.40	U	0.18	1.0
1,1,1,2-Tetrachloroethane	0.40	U	0.20	1.0
Ethylbenzene	0.40	U	0.20	1.0
m-Xylene & p-Xylene	0.40	U	0.21	1.0
o-Xylene	0.40	U	0.23	1.0
Xylenes, Total	0.40	U	0.21	2.0
Styrene	0.40	U	0.26	1.0
Bromoform	0.40	U Q	0.23	1.0
Isopropylbenzene	0.40	U	0.22	1.0
Bromobenzene	0.40	U	0.21	1.0
1,1,2,2-Tetrachloroethane	0.40	U	0.27	1.0
1,2,3-Trichloropropane	0.40	U	0.29	1.0
N-Propylbenzene	0.40	U	0.19	1.0
2-Chlorotoluene	0.40	U	0.23	1.0
4-Chlorotoluene	0.40	U	0.26	1.0
1,3,5-Trimethylbenzene	0.40	U	0.22	1.0
tert-Butylbenzene	0.40	U	0.20	1.0
1,2,4-Trimethylbenzene	0.40	U	0.21	1.0
sec-Butylbenzene	0.40	U	0.21	1.0
4-Isopropyltoluene	0.40	U	0.22	1.0
1,3-Dichlorobenzene	0.40	U	0.20	1.0
1,4-Dichlorobenzene	0.40	U	0.26	1.0
1,2-Dichlorobenzene	0.40	U	0.23	1.0
n-Butylbenzene	0.40	U	0.20	1.0
1,2-Dibromo-3-Chloropropane	0.40	U Q	0.24	1.0
1,2,4-Trichlorobenzene	0.40	U	0.21	1.0
Hexachlorobutadiene	0.40	U	0.29	1.0
Naphthalene	0.40	U Q	0.31	1.0
1,2,3-Trichlorobenzene	0.40	U	0.26	1.0

Surrogate	%Rec	Qualifier	Acceptance Limits
1,2-Dichloroethane-d4 (Surr)	105		80 - 120
Toluene-d8 (Surr)	104		80 - 120
4-Bromofluorobenzene	106		80 - 125
Dibromofluoromethane (Surr)	107		50 - 150

Client: H2H Associates LLC

Job Number: 200-28023-1
Sdg Number: 200-28023

Client Sample ID: **IRRIGATION #4**

Lab Sample ID: 200-28023-3
Client Matrix: Water

Date Sampled: 05/18/2015 0955
Date Received: 05/20/2015 1020

8260C Volatile Organic Compounds by GC/MS

Analysis Method:	8260C	Analysis Batch:	200-88791	Instrument ID:	CHL.i
Prep Method:	5030C	Prep Batch:	N/A	Lab File ID:	13776_12.D
Dilution:	1.0			Initial Weight/Volume:	5 mL
Analysis Date:	05/27/2015 1734			Final Weight/Volume:	5 mL
Prep Date:	05/27/2015 1734				

Analyte	Result (ug/L)	Qualifier	DL	LOQ
Dichlorodifluoromethane	0.40	U	0.27	1.0
Chloromethane	0.40	U	0.34	1.0
Vinyl chloride	0.40	U	0.23	1.0
Bromomethane	0.40	U Q	0.34	1.0
Chloroethane	0.40	U	0.37	1.0
Trichlorofluoromethane	0.40	U	0.30	1.0
1,1-Dichloroethene	0.40	U	0.19	1.0
1,1,2-Trichloro-1,2,2-trifluoroethane	0.40	U	0.24	1.0
Acetone	1.9	U Q M	1.7	5.0
Iodomethane	0.40	U	0.23	1.0
Carbon disulfide	0.40	U	0.21	1.0
Methyl acetate	1.9	U	0.87	5.0
Methylene Chloride	0.40	U	0.23	1.0
trans-1,2-Dichloroethene	0.40	U	0.23	1.0
1,2-Dichloroethene, Total	0.40	U	0.22	2.0
Methyl tert-butyl ether	0.40	U	0.21	1.0
1,1-Dichloroethane	0.40	U	0.21	1.0
Vinyl acetate	0.80	U Q J	0.53	5.0
2,2-Dichloropropane	0.80	U	0.47	1.0
cis-1,2-Dichloroethene	0.40	U	0.22	1.0
2-Butanone (MEK)	1.9	U	1.3	5.0
Chlorobromomethane	0.40	U	0.26	1.0
Tetrahydrofuran	1.6	U Q J	0.94	2.0
Chloroform	0.40	U	0.20	1.0
1,1,1-Trichloroethane	0.40	U	0.20	1.0
Cyclohexane	0.40	U	0.22	1.0
1,1-Dichloropropene	0.40	U	0.19	1.0
Carbon tetrachloride	0.40	U Q J	0.22	1.0
Isobutyl alcohol	9.7	U Q J	9.0	50
Benzene	0.40	U	0.19	1.0
1,2-Dichloroethane	0.40	U	0.19	1.0
Trichloroethene	0.40	U	0.18	1.0
Methylcyclohexane	0.40	U	0.20	1.0
1,2-Dichloropropane	0.40	U	0.24	1.0
Dibromomethane	0.40	U	0.24	1.0
1,4-Dioxane	16	U	6.2	40
Dichlorobromomethane	0.40	U	0.20	1.0
2-Chloroethyl vinyl ether	0.40	U Q J	0.18	1.0
cis-1,3-Dichloropropene	0.40	U	0.22	1.0
4-Methyl-2-pentanone (MIBK)	1.9	U	0.82	5.0
Toluene	0.40	U	0.22	1.0
trans-1,3-Dichloropropene	0.40	U Q	0.26	1.0
1,1,2-Trichloroethane	0.40	U	0.24	1.0
Tetrachloroethene	0.40	U	0.22	1.0
1,3-Dichloropropane	0.40	U	0.20	1.0
2-Hexanone	1.9	U	1.2	5.0

Client: H2H Associates LLC

Job Number: 200-28023-1
Sdg Number: 200-28023

Client Sample ID: **IRRIGATION #4**

Lab Sample ID: 200-28023-3
Client Matrix: Water

Date Sampled: 05/18/2015 0955
Date Received: 05/20/2015 1020

8260C Volatile Organic Compounds by GC/MS

Analysis Method:	8260C	Analysis Batch:	200-88791	Instrument ID:	CHL.i
Prep Method:	5030C	Prep Batch:	N/A	Lab File ID:	13776_12.D
Dilution:	1.0			Initial Weight/Volume:	5 mL
Analysis Date:	05/27/2015 1734			Final Weight/Volume:	5 mL
Prep Date:	05/27/2015 1734				

Analyte	Result (ug/L)	Qualifier	DL	LOQ
Chlorodibromomethane	0.40	U	0.22	1.0
Ethylene Dibromide	0.40	U	0.22	1.0
Chlorobenzene	0.40	U	0.18	1.0
1,1,1,2-Tetrachloroethane	0.40	U	0.20	1.0
Ethylbenzene	0.40	U	0.20	1.0
m-Xylene & p-Xylene	0.40	U	0.21	1.0
o-Xylene	0.40	U	0.23	1.0
Xylenes, Total	0.40	U	0.21	2.0
Styrene	0.40	U	0.26	1.0
Bromoform	0.40	U Q	0.23	1.0
Isopropylbenzene	0.40	U	0.22	1.0
Bromobenzene	0.40	U	0.21	1.0
1,1,2,2-Tetrachloroethane	0.40	U	0.27	1.0
1,2,3-Trichloropropane	0.40	U	0.29	1.0
N-Propylbenzene	0.40	U	0.19	1.0
2-Chlorotoluene	0.40	U	0.23	1.0
4-Chlorotoluene	0.40	U	0.26	1.0
1,3,5-Trimethylbenzene	0.40	U	0.22	1.0
tert-Butylbenzene	0.40	U	0.20	1.0
1,2,4-Trimethylbenzene	0.40	U	0.21	1.0
sec-Butylbenzene	0.40	U	0.21	1.0
4-Isopropyltoluene	0.40	U	0.22	1.0
1,3-Dichlorobenzene	0.40	U	0.20	1.0
1,4-Dichlorobenzene	0.40	U	0.26	1.0
1,2-Dichlorobenzene	0.40	U	0.23	1.0
n-Butylbenzene	0.40	U	0.20	1.0
1,2-Dibromo-3-Chloropropane	0.40	U Q J	0.24	1.0
1,2,4-Trichlorobenzene	0.40	U	0.21	1.0
Hexachlorobutadiene	0.40	U	0.29	1.0
Naphthalene	0.40	U Q J	0.31	1.0
1,2,3-Trichlorobenzene	0.40	U J	0.26	1.0

Surrogate	%Rec	Qualifier	Acceptance Limits
1,2-Dichloroethane-d4 (Surr)	106		80 - 120
Toluene-d8 (Surr)	106		80 - 120
4-Bromofluorobenzene	109		80 - 125
Dibromofluoromethane (Surr)	109		50 - 150

Client: H2H Associates LLC

Job Number: 200-28023-1
Sdg Number: 200-28023

Client Sample ID: **IRRIGATION #5**

Lab Sample ID: 200-28023-4
Client Matrix: Water

Date Sampled: 05/18/2015 1500
Date Received: 05/20/2015 1020

8260C Volatile Organic Compounds by GC/MS

Analysis Method:	8260C	Analysis Batch:	200-88791	Instrument ID:	CHL.i
Prep Method:	5030C	Prep Batch:	N/A	Lab File ID:	13776_13.D
Dilution:	1.0			Initial Weight/Volume:	5 mL
Analysis Date:	05/27/2015 1808			Final Weight/Volume:	5 mL
Prep Date:	05/27/2015 1808				

Analyte	Result (ug/L)	Qualifier	DL	LOQ
Dichlorodifluoromethane	0.40	U	0.27	1.0
Chloromethane	0.40	U	0.34	1.0
Vinyl chloride	0.40	U	0.23	1.0
Bromomethane	0.40	U Q	0.34	1.0
Chloroethane	0.40	U	0.37	1.0
Trichlorofluoromethane	0.40	U	0.30	1.0
1,1-Dichloroethene	0.40	U	0.19	1.0
1,1,2-Trichloro-1,2,2-trifluoroethane	0.40	U	0.24	1.0
Acetone	1.9	U Q	1.7	5.0
Iodomethane	0.40	U	0.23	1.0
Carbon disulfide	0.40	U	0.21	1.0
Methyl acetate	1.9	U	0.87	5.0
Methylene Chloride	0.40	U	0.23	1.0
trans-1,2-Dichloroethene	0.40	U	0.23	1.0
1,2-Dichloroethene, Total	0.40	U	0.22	2.0
Methyl tert-butyl ether	0.40	U	0.21	1.0
1,1-Dichloroethane	0.40	U	0.21	1.0
Vinyl acetate	0.80	U Q	0.53	5.0
2,2-Dichloropropane	0.80	U	0.47	1.0
cis-1,2-Dichloroethene	0.40	U	0.22	1.0
2-Butanone (MEK)	1.9	U	1.3	5.0
Chlorobromomethane	0.40	U	0.26	1.0
Tetrahydrofuran	1.6	U Q	0.94	2.0
Chloroform	0.40	U	0.20	1.0
1,1,1-Trichloroethane	0.40	U	0.20	1.0
Cyclohexane	0.40	U	0.22	1.0
1,1-Dichloropropene	0.40	U	0.19	1.0
Carbon tetrachloride	0.40	U Q	0.22	1.0
Isobutyl alcohol	9.7	U Q	9.0	50
Benzene	0.40	U	0.19	1.0
1,2-Dichloroethane	0.40	U	0.19	1.0
Trichloroethene	0.40	U	0.18	1.0
Methylcyclohexane	0.40	U	0.20	1.0
1,2-Dichloropropane	0.40	U	0.24	1.0
Dibromomethane	0.40	U	0.24	1.0
1,4-Dioxane	16	U	6.2	40
Dichlorobromomethane	0.40	U	0.20	1.0
2-Chloroethyl vinyl ether	0.40	U Q	0.18	1.0
cis-1,3-Dichloropropene	0.40	U	0.22	1.0
4-Methyl-2-pentanone (MIBK)	1.9	U	0.82	5.0
Toluene	0.40	U	0.22	1.0
trans-1,3-Dichloropropene	0.40	U Q	0.26	1.0
1,1,2-Trichloroethane	0.40	U	0.24	1.0
Tetrachloroethene	0.40	U	0.22	1.0
1,3-Dichloropropane	0.40	U	0.20	1.0
2-Hexanone	1.9	U	1.2	5.0

Client: H2H Associates LLC

Job Number: 200-28023-1
Sdg Number: 200-28023

Client Sample ID: **IRRIGATION #5**

Lab Sample ID: 200-28023-4
Client Matrix: Water

Date Sampled: 05/18/2015 1500
Date Received: 05/20/2015 1020

8260C Volatile Organic Compounds by GC/MS

Analysis Method:	8260C	Analysis Batch:	200-88791	Instrument ID:	CHL.i
Prep Method:	5030C	Prep Batch:	N/A	Lab File ID:	13776_13.D
Dilution:	1.0			Initial Weight/Volume:	5 mL
Analysis Date:	05/27/2015 1808			Final Weight/Volume:	5 mL
Prep Date:	05/27/2015 1808				

Analyte	Result (ug/L)	Qualifier	DL	LOQ
Chlorodibromomethane	0.40	U	0.22	1.0
Ethylene Dibromide	0.40	U	0.22	1.0
Chlorobenzene	0.40	U	0.18	1.0
1,1,1,2-Tetrachloroethane	0.40	U	0.20	1.0
Ethylbenzene	0.40	U	0.20	1.0
m-Xylene & p-Xylene	0.40	U	0.21	1.0
o-Xylene	0.40	U	0.23	1.0
Xylenes, Total	0.40	U	0.21	2.0
Styrene	0.40	U	0.26	1.0
Bromoform	0.40	U Q	0.23	1.0
Isopropylbenzene	0.40	U	0.22	1.0
Bromobenzene	0.40	U	0.21	1.0
1,1,2,2-Tetrachloroethane	0.40	U	0.27	1.0
1,2,3-Trichloropropane	0.40	U	0.29	1.0
N-Propylbenzene	0.40	U	0.19	1.0
2-Chlorotoluene	0.40	U	0.23	1.0
4-Chlorotoluene	0.40	U	0.26	1.0
1,3,5-Trimethylbenzene	0.40	U	0.22	1.0
tert-Butylbenzene	0.40	U	0.20	1.0
1,2,4-Trimethylbenzene	0.40	U	0.21	1.0
sec-Butylbenzene	0.40	U	0.21	1.0
4-Isopropyltoluene	0.40	U	0.22	1.0
1,3-Dichlorobenzene	0.40	U	0.20	1.0
1,4-Dichlorobenzene	0.40	U	0.26	1.0
1,2-Dichlorobenzene	0.40	U	0.23	1.0
n-Butylbenzene	0.40	U	0.20	1.0
1,2-Dibromo-3-Chloropropane	0.40	U Q	0.24	1.0
1,2,4-Trichlorobenzene	0.40	U	0.21	1.0
Hexachlorobutadiene	0.40	U	0.29	1.0
Naphthalene	0.40	U Q	0.31	1.0
1,2,3-Trichlorobenzene	0.40	U	0.26	1.0

Surrogate	%Rec	Qualifier	Acceptance Limits
1,2-Dichloroethane-d4 (Surr)	106		80 - 120
Toluene-d8 (Surr)	104		80 - 120
4-Bromofluorobenzene	107		80 - 125
Dibromofluoromethane (Surr)	108		50 - 150

Client: H2H Associates LLC

Job Number: 200-28023-1
Sdg Number: 200-28023

Client Sample ID: MW-10

Lab Sample ID: 200-28023-5
Client Matrix: Water

Date Sampled: 05/18/2015 1640
Date Received: 05/20/2015 1020

8260C Volatile Organic Compounds by GC/MS

Analysis Method:	8260C	Analysis Batch:	200-88791	Instrument ID:	CHL.i
Prep Method:	5030C	Prep Batch:	N/A	Lab File ID:	13776_14.D
Dilution:	1.0			Initial Weight/Volume:	5 mL
Analysis Date:	05/27/2015 1841			Final Weight/Volume:	5 mL
Prep Date:	05/27/2015 1841				

Analyte	Result (ug/L)	Qualifier	DL	LOQ
Dichlorodifluoromethane	0.40	U	0.27	1.0
Chloromethane	0.40	U	0.34	1.0
Vinyl chloride	0.40	U	0.23	1.0
Bromomethane	0.40	U Q	0.34	1.0
Chloroethane	0.40	U	0.37	1.0
Trichlorofluoromethane	0.40	U	0.30	1.0
1,1-Dichloroethene	0.40	U	0.19	1.0
1,1,2-Trichloro-1,2,2-trifluoroethane	0.40	U	0.24	1.0
Acetone	1.9	U Q	1.7	5.0
Iodomethane	0.40	U	0.23	1.0
Carbon disulfide	0.40	U	0.21	1.0
Methyl acetate	1.9	U	0.87	5.0
Methylene Chloride	0.40	U	0.23	1.0
trans-1,2-Dichloroethene	0.40	U	0.23	1.0
1,2-Dichloroethene, Total	0.34	J	0.22	2.0
Methyl tert-butyl ether	0.40	U	0.21	1.0
1,1-Dichloroethane	0.40	U	0.21	1.0
Vinyl acetate	0.80	U Q	0.53	5.0
2,2-Dichloropropane	0.80	U	0.47	1.0
cis-1,2-Dichloroethene	0.34	J	0.22	1.0
2-Butanone (MEK)	1.9	U	1.3	5.0
Chlorobromomethane	0.40	U	0.26	1.0
Tetrahydrofuran	1.6	U Q	0.94	2.0
Chloroform	0.40	U	0.20	1.0
1,1,1-Trichloroethane	0.40	U	0.20	1.0
Cyclohexane	0.40	U	0.22	1.0
1,1-Dichloropropene	0.40	U	0.19	1.0
Carbon tetrachloride	0.40	U Q	0.22	1.0
Isobutyl alcohol	9.7	U Q	9.0	50
Benzene	0.40	U	0.19	1.0
1,2-Dichloroethane	0.40	U	0.19	1.0
Trichloroethene	1.1		0.18	1.0
Methylcyclohexane	0.40	U	0.20	1.0
1,2-Dichloropropane	0.40	U	0.24	1.0
Dibromomethane	0.40	U	0.24	1.0
1,4-Dioxane	16	U	6.2	40
Dichlorobromomethane	0.40	U	0.20	1.0
2-Chloroethyl vinyl ether	0.40	U Q	0.18	1.0
cis-1,3-Dichloropropene	0.40	U	0.22	1.0
4-Methyl-2-pentanone (MIBK)	1.9	U	0.82	5.0
Toluene	0.40	U	0.22	1.0
trans-1,3-Dichloropropene	0.40	U Q	0.26	1.0
1,1,2-Trichloroethane	0.40	U	0.24	1.0
Tetrachloroethene	0.67	J	0.22	1.0
1,3-Dichloropropane	0.40	U	0.20	1.0
2-Hexanone	1.9	U	1.2	5.0

Client: H2H Associates LLC

Job Number: 200-28023-1
Sdg Number: 200-28023

Client Sample ID: MW-10

Lab Sample ID: 200-28023-5
Client Matrix: Water

Date Sampled: 05/18/2015 1640
Date Received: 05/20/2015 1020

8260C Volatile Organic Compounds by GC/MS

Analysis Method:	8260C	Analysis Batch:	200-88791	Instrument ID:	CHL.i
Prep Method:	5030C	Prep Batch:	N/A	Lab File ID:	13776_14.D
Dilution:	1.0			Initial Weight/Volume:	5 mL
Analysis Date:	05/27/2015 1841			Final Weight/Volume:	5 mL
Prep Date:	05/27/2015 1841				

Analyte	Result (ug/L)	Qualifier	DL	LOQ
Chlorodibromomethane	0.40	U	0.22	1.0
Ethylene Dibromide	0.40	U	0.22	1.0
Chlorobenzene	0.40	U	0.18	1.0
1,1,1,2-Tetrachloroethane	0.40	U	0.20	1.0
Ethylbenzene	0.40	U	0.20	1.0
m-Xylene & p-Xylene	0.40	U	0.21	1.0
o-Xylene	0.40	U	0.23	1.0
Xylenes, Total	0.40	U	0.21	2.0
Styrene	0.40	U	0.26	1.0
Bromoform	0.40	U Q	0.23	1.0
Isopropylbenzene	0.40	U	0.22	1.0
Bromobenzene	0.40	U	0.21	1.0
1,1,2,2-Tetrachloroethane	0.40	U	0.27	1.0
1,2,3-Trichloropropane	0.40	U	0.29	1.0
N-Propylbenzene	0.40	U	0.19	1.0
2-Chlorotoluene	0.40	U	0.23	1.0
4-Chlorotoluene	0.40	U	0.26	1.0
1,3,5-Trimethylbenzene	0.40	U	0.22	1.0
tert-Butylbenzene	0.40	U	0.20	1.0
1,2,4-Trimethylbenzene	0.40	U	0.21	1.0
sec-Butylbenzene	0.40	U	0.21	1.0
4-Isopropyltoluene	0.40	U	0.22	1.0
1,3-Dichlorobenzene	0.40	U	0.20	1.0
1,4-Dichlorobenzene	0.40	U	0.26	1.0
1,2-Dichlorobenzene	0.40	U	0.23	1.0
n-Butylbenzene	0.40	U	0.20	1.0
1,2-Dibromo-3-Chloropropane	0.40	U Q	0.24	1.0
1,2,4-Trichlorobenzene	0.40	U	0.21	1.0
Hexachlorobutadiene	0.40	U	0.29	1.0
Naphthalene	0.40	U Q	0.31	1.0
1,2,3-Trichlorobenzene	0.40	U	0.26	1.0

Surrogate	%Rec	Qualifier	Acceptance Limits
1,2-Dichloroethane-d4 (Surr)	105		80 - 120
Toluene-d8 (Surr)	107		80 - 120
4-Bromofluorobenzene	108		80 - 125
Dibromofluoromethane (Surr)	110		50 - 150

Client: H2H Associates LLC

Job Number: 200-28023-1
Sdg Number: 200-28023

Client Sample ID: DUP-1-5-18-15

Lab Sample ID: 200-28023-6FD
Client Matrix: Water

Date Sampled: 05/18/2015 0000
Date Received: 05/20/2015 1020

8260C Volatile Organic Compounds by GC/MS

Analysis Method:	8260C	Analysis Batch:	200-88791	Instrument ID:	CHL.i
Prep Method:	5030C	Prep Batch:	N/A	Lab File ID:	13776_15.D
Dilution:	1.0			Initial Weight/Volume:	5 mL
Analysis Date:	05/27/2015 1915			Final Weight/Volume:	5 mL
Prep Date:	05/27/2015 1915				

Analyte	Result (ug/L)	Qualifier	DL	LOQ
Dichlorodifluoromethane	0.40	U	0.27	1.0
Chloromethane	0.40	U	0.34	1.0
Vinyl chloride	0.40	U	0.23	1.0
Bromomethane	0.40	U Q	0.34	1.0
Chloroethane	0.40	U	0.37	1.0
Trichlorofluoromethane	0.40	U	0.30	1.0
1,1-Dichloroethene	0.40	U	0.19	1.0
1,1,2-Trichloro-1,2,2-trifluoroethane	0.40	U	0.24	1.0
Acetone	1.9	U Q	1.7	5.0
Iodomethane	0.40	U	0.23	1.0
Carbon disulfide	0.40	U	0.21	1.0
Methyl acetate	1.9	U	0.87	5.0
Methylene Chloride	0.40	U	0.23	1.0
trans-1,2-Dichloroethene	0.40	U	0.23	1.0
1,2-Dichloroethene, Total	0.40	U	0.22	2.0
Methyl tert-butyl ether	0.40	U	0.21	1.0
1,1-Dichloroethane	0.40	U	0.21	1.0
Vinyl acetate	0.80	U Q	0.53	5.0
2,2-Dichloropropane	0.80	U	0.47	1.0
cis-1,2-Dichloroethene	0.40	U	0.22	1.0
2-Butanone (MEK)	1.9	U	1.3	5.0
Chlorobromomethane	0.40	U	0.26	1.0
Tetrahydrofuran	1.6	U Q	0.94	2.0
Chloroform	0.40	U	0.20	1.0
1,1,1-Trichloroethane	0.40	U	0.20	1.0
Cyclohexane	0.40	U	0.22	1.0
1,1-Dichloropropene	0.40	U	0.19	1.0
Carbon tetrachloride	0.40	U Q	0.22	1.0
Isobutyl alcohol	9.7	U Q	9.0	50
Benzene	0.40	U	0.19	1.0
1,2-Dichloroethane	0.40	U	0.19	1.0
Trichloroethene	0.40	U	0.18	1.0
Methylcyclohexane	0.40	U	0.20	1.0
1,2-Dichloropropane	0.40	U	0.24	1.0
Dibromomethane	0.40	U	0.24	1.0
1,4-Dioxane	16	U	6.2	40
Dichlorobromomethane	0.40	U	0.20	1.0
2-Chloroethyl vinyl ether	0.40	U Q	0.18	1.0
cis-1,3-Dichloropropene	0.40	U	0.22	1.0
4-Methyl-2-pentanone (MIBK)	1.9	U	0.82	5.0
Toluene	0.40	U	0.22	1.0
trans-1,3-Dichloropropene	0.40	U Q	0.26	1.0
1,1,2-Trichloroethane	0.40	U	0.24	1.0
Tetrachloroethene	0.40	U	0.22	1.0
1,3-Dichloropropane	0.40	U	0.20	1.0
2-Hexanone	1.9	U	1.2	5.0

Client: H2H Associates LLC

Job Number: 200-28023-1
Sdg Number: 200-28023

Client Sample ID: DUP-1-5-18-15

Lab Sample ID: 200-28023-6FD
Client Matrix: Water

Date Sampled: 05/18/2015 0000
Date Received: 05/20/2015 1020

8260C Volatile Organic Compounds by GC/MS

Analysis Method:	8260C	Analysis Batch:	200-88791	Instrument ID:	CHL.i
Prep Method:	5030C	Prep Batch:	N/A	Lab File ID:	13776_15.D
Dilution:	1.0			Initial Weight/Volume:	5 mL
Analysis Date:	05/27/2015 1915			Final Weight/Volume:	5 mL
Prep Date:	05/27/2015 1915				

Analyte	Result (ug/L)	Qualifier	DL	LOQ
Chlorodibromomethane	0.40	U	0.22	1.0
Ethylene Dibromide	0.40	U	0.22	1.0
Chlorobenzene	0.40	U	0.18	1.0
1,1,1,2-Tetrachloroethane	0.40	U	0.20	1.0
Ethylbenzene	0.40	U	0.20	1.0
m-Xylene & p-Xylene	0.40	U	0.21	1.0
o-Xylene	0.40	U	0.23	1.0
Xylenes, Total	0.40	U	0.21	2.0
Styrene	0.40	U	0.26	1.0
Bromoform	0.40	U Q	0.23	1.0
Isopropylbenzene	0.40	U	0.22	1.0
Bromobenzene	0.40	U	0.21	1.0
1,1,2,2-Tetrachloroethane	0.40	U	0.27	1.0
1,2,3-Trichloropropane	0.40	U	0.29	1.0
N-Propylbenzene	0.40	U	0.19	1.0
2-Chlorotoluene	0.40	U	0.23	1.0
4-Chlorotoluene	0.40	U	0.26	1.0
1,3,5-Trimethylbenzene	0.40	U	0.22	1.0
tert-Butylbenzene	0.40	U	0.20	1.0
1,2,4-Trimethylbenzene	0.40	U	0.21	1.0
sec-Butylbenzene	0.40	U	0.21	1.0
4-Isopropyltoluene	0.40	U	0.22	1.0
1,3-Dichlorobenzene	0.40	U	0.20	1.0
1,4-Dichlorobenzene	0.40	U	0.26	1.0
1,2-Dichlorobenzene	0.40	U	0.23	1.0
n-Butylbenzene	0.40	U	0.20	1.0
1,2-Dibromo-3-Chloropropane	0.40	U Q	0.24	1.0
1,2,4-Trichlorobenzene	0.40	U	0.21	1.0
Hexachlorobutadiene	0.40	U	0.29	1.0
Naphthalene	0.40	U Q	0.31	1.0
1,2,3-Trichlorobenzene	0.40	U	0.26	1.0

Surrogate	%Rec	Qualifier	Acceptance Limits
1,2-Dichloroethane-d4 (Surr)	107		80 - 120
Toluene-d8 (Surr)	104		80 - 120
4-Bromofluorobenzene	107		80 - 125
Dibromofluoromethane (Surr)	110		50 - 150

Client: H2H Associates LLC

Job Number: 200-28023-1
Sdg Number: 200-28023

Client Sample ID: TRIP BLANK

Lab Sample ID: 200-28023-7TB
Client Matrix: Water

Date Sampled: 05/18/2015 0000
Date Received: 05/20/2015 1020

8260C Volatile Organic Compounds by GC/MS

Analysis Method:	8260C	Analysis Batch:	200-88791	Instrument ID:	CHL.i
Prep Method:	5030C	Prep Batch:	N/A	Lab File ID:	13776_16.D
Dilution:	1.0			Initial Weight/Volume:	5 mL
Analysis Date:	05/27/2015 1949			Final Weight/Volume:	5 mL
Prep Date:	05/27/2015 1949				

Analyte	Result (ug/L)	Qualifier	DL	LOQ
Dichlorodifluoromethane	0.40	U	0.27	1.0
Chloromethane	0.40	U	0.34	1.0
Vinyl chloride	0.40	U	0.23	1.0
Bromomethane	0.40	U Q	0.34	1.0
Chloroethane	0.40	U	0.37	1.0
Trichlorofluoromethane	0.40	U	0.30	1.0
1,1-Dichloroethene	0.40	U	0.19	1.0
1,1,2-Trichloro-1,2,2-trifluoroethane	0.40	U	0.24	1.0
Acetone	1.9	U Q	1.7	5.0
Iodomethane	0.40	U	0.23	1.0
Carbon disulfide	0.40	U	0.21	1.0
Methyl acetate	1.9	U	0.87	5.0
Methylene Chloride	0.40	U	0.23	1.0
trans-1,2-Dichloroethene	0.40	U	0.23	1.0
1,2-Dichloroethene, Total	0.40	U	0.22	2.0
Methyl tert-butyl ether	0.40	U	0.21	1.0
1,1-Dichloroethane	0.40	U	0.21	1.0
Vinyl acetate	0.80	U Q	0.53	5.0
2,2-Dichloropropane	0.80	U	0.47	1.0
cis-1,2-Dichloroethene	0.40	U	0.22	1.0
2-Butanone (MEK)	1.9	U	1.3	5.0
Chlorobromomethane	0.40	U	0.26	1.0
Tetrahydrofuran	1.6	U Q	0.94	2.0
Chloroform	0.40	U	0.20	1.0
1,1,1-Trichloroethane	0.40	U	0.20	1.0
Cyclohexane	0.40	U	0.22	1.0
1,1-Dichloropropene	0.40	U	0.19	1.0
Carbon tetrachloride	0.40	U Q	0.22	1.0
Isobutyl alcohol	9.7	U Q	9.0	50
Benzene	0.40	U	0.19	1.0
1,2-Dichloroethane	0.40	U	0.19	1.0
Trichloroethene	0.40	U	0.18	1.0
Methylcyclohexane	0.40	U	0.20	1.0
1,2-Dichloropropane	0.40	U	0.24	1.0
Dibromomethane	0.40	U	0.24	1.0
1,4-Dioxane	16	U	6.2	40
Dichlorobromomethane	0.40	U	0.20	1.0
2-Chloroethyl vinyl ether	0.40	U Q	0.18	1.0
cis-1,3-Dichloropropene	0.40	U	0.22	1.0
4-Methyl-2-pentanone (MIBK)	1.9	U	0.82	5.0
Toluene	0.40	U	0.22	1.0
trans-1,3-Dichloropropene	0.40	U Q	0.26	1.0
1,1,2-Trichloroethane	0.40	U	0.24	1.0
Tetrachloroethene	0.40	U	0.22	1.0
1,3-Dichloropropane	0.40	U	0.20	1.0
2-Hexanone	1.9	U	1.2	5.0

Client: H2H Associates LLC

Job Number: 200-28023-1
Sdg Number: 200-28023

Client Sample ID: **TRIP BLANK**

Lab Sample ID: 200-28023-7TB
Client Matrix: Water

Date Sampled: 05/18/2015 0000
Date Received: 05/20/2015 1020

8260C Volatile Organic Compounds by GC/MS

Analysis Method:	8260C	Analysis Batch:	200-88791	Instrument ID:	CHL.i
Prep Method:	5030C	Prep Batch:	N/A	Lab File ID:	13776_16.D
Dilution:	1.0			Initial Weight/Volume:	5 mL
Analysis Date:	05/27/2015 1949			Final Weight/Volume:	5 mL
Prep Date:	05/27/2015 1949				

Analyte	Result (ug/L)	Qualifier	DL	LOQ
Chlorodibromomethane	0.40	U	0.22	1.0
Ethylene Dibromide	0.40	U	0.22	1.0
Chlorobenzene	0.40	U	0.18	1.0
1,1,1,2-Tetrachloroethane	0.40	U	0.20	1.0
Ethylbenzene	0.40	U	0.20	1.0
m-Xylene & p-Xylene	0.40	U	0.21	1.0
o-Xylene	0.40	U	0.23	1.0
Xylenes, Total	0.40	U	0.21	2.0
Styrene	0.40	U	0.26	1.0
Bromoform	0.40	U Q	0.23	1.0
Isopropylbenzene	0.40	U	0.22	1.0
Bromobenzene	0.40	U	0.21	1.0
1,1,2,2-Tetrachloroethane	0.40	U	0.27	1.0
1,2,3-Trichloropropane	0.40	U	0.29	1.0
N-Propylbenzene	0.40	U	0.19	1.0
2-Chlorotoluene	0.40	U	0.23	1.0
4-Chlorotoluene	0.40	U	0.26	1.0
1,3,5-Trimethylbenzene	0.40	U	0.22	1.0
tert-Butylbenzene	0.40	U	0.20	1.0
1,2,4-Trimethylbenzene	0.40	U	0.21	1.0
sec-Butylbenzene	0.40	U	0.21	1.0
4-Isopropyltoluene	0.40	U	0.22	1.0
1,3-Dichlorobenzene	0.40	U	0.20	1.0
1,4-Dichlorobenzene	0.40	U	0.26	1.0
1,2-Dichlorobenzene	0.40	U	0.23	1.0
n-Butylbenzene	0.40	U	0.20	1.0
1,2-Dibromo-3-Chloropropane	0.40	U Q	0.24	1.0
1,2,4-Trichlorobenzene	0.40	U	0.21	1.0
Hexachlorobutadiene	0.40	U	0.29	1.0
Naphthalene	0.40	U Q	0.31	1.0
1,2,3-Trichlorobenzene	0.40	U	0.26	1.0

Surrogate	%Rec	Qualifier	Acceptance Limits
1,2-Dichloroethane-d4 (Surr)	106		80 - 120
Toluene-d8 (Surr)	106		80 - 120
4-Bromofluorobenzene	108		80 - 125
Dibromofluoromethane (Surr)	110		50 - 150

Client: H2H Associates LLC

Job Number: 200-28023-1
Sdg Number: 200-28023

Client Sample ID: **IRRIGATION #1**

Lab Sample ID: 200-28023-8
Client Matrix: Water

Date Sampled: 05/19/2015 0925
Date Received: 05/20/2015 1020

8260C Volatile Organic Compounds by GC/MS

Analysis Method:	8260C	Analysis Batch:	200-88791	Instrument ID:	CHL.i
Prep Method:	5030C	Prep Batch:	N/A	Lab File ID:	13776_17.D
Dilution:	1.0			Initial Weight/Volume:	5 mL
Analysis Date:	05/27/2015 2023			Final Weight/Volume:	5 mL
Prep Date:	05/27/2015 2023				

Analyte	Result (ug/L)	Qualifier	DL	LOQ
Dichlorodifluoromethane	0.40	U	0.27	1.0
Chloromethane	0.40	U	0.34	1.0
Vinyl chloride	0.40	U	0.23	1.0
Bromomethane	0.40	U Q	0.34	1.0
Chloroethane	0.40	U	0.37	1.0
Trichlorofluoromethane	0.40	U	0.30	1.0
1,1-Dichloroethene	0.40	U	0.19	1.0
1,1,2-Trichloro-1,2,2-trifluoroethane	0.40	U	0.24	1.0
Acetone	1.9	U Q	1.7	5.0
Iodomethane	0.40	U	0.23	1.0
Carbon disulfide	0.40	U	0.21	1.0
Methyl acetate	1.9	U	0.87	5.0
Methylene Chloride	0.40	U	0.23	1.0
trans-1,2-Dichloroethene	0.40	U	0.23	1.0
1,2-Dichloroethene, Total	0.40	U	0.22	2.0
Methyl tert-butyl ether	0.40	U	0.21	1.0
1,1-Dichloroethane	0.40	U	0.21	1.0
Vinyl acetate	0.80	U Q	0.53	5.0
2,2-Dichloropropane	0.80	U	0.47	1.0
cis-1,2-Dichloroethene	0.40	U	0.22	1.0
2-Butanone (MEK)	1.9	U	1.3	5.0
Chlorobromomethane	0.40	U	0.26	1.0
Tetrahydrofuran	1.6	U Q	0.94	2.0
Chloroform	0.40	U	0.20	1.0
1,1,1-Trichloroethane	0.40	U	0.20	1.0
Cyclohexane	0.40	U	0.22	1.0
1,1-Dichloropropene	0.40	U	0.19	1.0
Carbon tetrachloride	0.40	U Q	0.22	1.0
Isobutyl alcohol	9.7	U Q	9.0	50
Benzene	0.40	U	0.19	1.0
1,2-Dichloroethane	0.40	U	0.19	1.0
Trichloroethene	0.40	U	0.18	1.0
Methylcyclohexane	0.40	U	0.20	1.0
1,2-Dichloropropane	0.40	U	0.24	1.0
Dibromomethane	0.40	U	0.24	1.0
1,4-Dioxane	16	U	6.2	40
Dichlorobromomethane	0.40	U	0.20	1.0
2-Chloroethyl vinyl ether	0.40	U Q	0.18	1.0
cis-1,3-Dichloropropene	0.40	U	0.22	1.0
4-Methyl-2-pentanone (MIBK)	1.9	U	0.82	5.0
Toluene	0.40	U	0.22	1.0
trans-1,3-Dichloropropene	0.40	U Q	0.26	1.0
1,1,2-Trichloroethane	0.40	U	0.24	1.0
Tetrachloroethene	0.40	U	0.22	1.0
1,3-Dichloropropane	0.40	U	0.20	1.0
2-Hexanone	1.9	U	1.2	5.0

Client: H2H Associates LLC

Job Number: 200-28023-1
Sdg Number: 200-28023

Client Sample ID: **IRRIGATION #1**

Lab Sample ID: 200-28023-8
Client Matrix: Water

Date Sampled: 05/19/2015 0925
Date Received: 05/20/2015 1020

8260C Volatile Organic Compounds by GC/MS

Analysis Method:	8260C	Analysis Batch:	200-88791	Instrument ID:	CHL.i
Prep Method:	5030C	Prep Batch:	N/A	Lab File ID:	13776_17.D
Dilution:	1.0			Initial Weight/Volume:	5 mL
Analysis Date:	05/27/2015 2023			Final Weight/Volume:	5 mL
Prep Date:	05/27/2015 2023				

Analyte	Result (ug/L)	Qualifier	DL	LOQ
Chlorodibromomethane	0.40	U	0.22	1.0
Ethylene Dibromide	0.40	U	0.22	1.0
Chlorobenzene	0.40	U	0.18	1.0
1,1,1,2-Tetrachloroethane	0.40	U	0.20	1.0
Ethylbenzene	0.40	U	0.20	1.0
m-Xylene & p-Xylene	0.40	U	0.21	1.0
o-Xylene	0.40	U	0.23	1.0
Xylenes, Total	0.40	U	0.21	2.0
Styrene	0.40	U	0.26	1.0
Bromoform	0.40	U Q	0.23	1.0
Isopropylbenzene	0.40	U	0.22	1.0
Bromobenzene	0.40	U	0.21	1.0
1,1,2,2-Tetrachloroethane	0.40	U	0.27	1.0
1,2,3-Trichloropropane	0.40	U	0.29	1.0
N-Propylbenzene	0.40	U	0.19	1.0
2-Chlorotoluene	0.40	U	0.23	1.0
4-Chlorotoluene	0.40	U	0.26	1.0
1,3,5-Trimethylbenzene	0.40	U	0.22	1.0
tert-Butylbenzene	0.40	U	0.20	1.0
1,2,4-Trimethylbenzene	0.40	U	0.21	1.0
sec-Butylbenzene	0.40	U	0.21	1.0
4-Isopropyltoluene	0.40	U	0.22	1.0
1,3-Dichlorobenzene	0.40	U	0.20	1.0
1,4-Dichlorobenzene	0.40	U	0.26	1.0
1,2-Dichlorobenzene	0.40	U	0.23	1.0
n-Butylbenzene	0.40	U	0.20	1.0
1,2-Dibromo-3-Chloropropane	0.40	U Q	0.24	1.0
1,2,4-Trichlorobenzene	0.40	U	0.21	1.0
Hexachlorobutadiene	0.40	U	0.29	1.0
Naphthalene	0.40	U Q	0.31	1.0
1,2,3-Trichlorobenzene	0.40	U	0.26	1.0

Surrogate	%Rec	Qualifier	Acceptance Limits
1,2-Dichloroethane-d4 (Surr)	107		80 - 120
Toluene-d8 (Surr)	106		80 - 120
4-Bromofluorobenzene	107		80 - 125
Dibromofluoromethane (Surr)	109		50 - 150

Client: H2H Associates LLC

Job Number: 200-28023-1
Sdg Number: 200-28023

Client Sample ID: **EQUIPMENT BLANK**

Lab Sample ID: 200-28023-9EB
Client Matrix: Water

Date Sampled: 05/19/2015 0900
Date Received: 05/20/2015 1020

8260C Volatile Organic Compounds by GC/MS

Analysis Method:	8260C	Analysis Batch:	200-88791	Instrument ID:	CHL.i
Prep Method:	5030C	Prep Batch:	N/A	Lab File ID:	13776_18.D
Dilution:	1.0			Initial Weight/Volume:	5 mL
Analysis Date:	05/27/2015 2056			Final Weight/Volume:	5 mL
Prep Date:	05/27/2015 2056				

Analyte	Result (ug/L)	Qualifier	DL	LOQ
Dichlorodifluoromethane	0.40	U	0.27	1.0
Chloromethane	0.40	U	0.34	1.0
Vinyl chloride	0.40	U	0.23	1.0
Bromomethane	0.40	U Q	0.34	1.0
Chloroethane	0.40	U	0.37	1.0
Trichlorofluoromethane	0.40	U	0.30	1.0
1,1-Dichloroethene	0.40	U	0.19	1.0
1,1,2-Trichloro-1,2,2-trifluoroethane	0.40	U	0.24	1.0
Acetone	1.9	U Q	1.7	5.0
Iodomethane	0.40	U	0.23	1.0
Carbon disulfide	0.40	U	0.21	1.0
Methyl acetate	1.9	U	0.87	5.0
Methylene Chloride	0.40	U	0.23	1.0
trans-1,2-Dichloroethene	0.40	U	0.23	1.0
1,2-Dichloroethene, Total	0.40	U	0.22	2.0
Methyl tert-butyl ether	0.40	U	0.21	1.0
1,1-Dichloroethane	0.40	U	0.21	1.0
Vinyl acetate	0.80	U Q	0.53	5.0
2,2-Dichloropropane	0.80	U	0.47	1.0
cis-1,2-Dichloroethene	0.40	U	0.22	1.0
2-Butanone (MEK)	1.9	U	1.3	5.0
Chlorobromomethane	0.40	U	0.26	1.0
Tetrahydrofuran	1.6	U Q	0.94	2.0
Chloroform	0.40	U	0.20	1.0
1,1,1-Trichloroethane	0.40	U	0.20	1.0
Cyclohexane	0.40	U	0.22	1.0
1,1-Dichloropropene	0.40	U	0.19	1.0
Carbon tetrachloride	0.40	U Q	0.22	1.0
Isobutyl alcohol	9.7	U Q	9.0	50
Benzene	0.40	U	0.19	1.0
1,2-Dichloroethane	0.40	U	0.19	1.0
Trichloroethene	0.40	U	0.18	1.0
Methylcyclohexane	0.40	U	0.20	1.0
1,2-Dichloropropane	0.40	U	0.24	1.0
Dibromomethane	0.40	U	0.24	1.0
1,4-Dioxane	16	U	6.2	40
Dichlorobromomethane	0.40	U	0.20	1.0
2-Chloroethyl vinyl ether	0.40	U Q	0.18	1.0
cis-1,3-Dichloropropene	0.40	U	0.22	1.0
4-Methyl-2-pentanone (MIBK)	1.9	U	0.82	5.0
Toluene	0.90	J	0.22	1.0
trans-1,3-Dichloropropene	0.40	U Q	0.26	1.0
1,1,2-Trichloroethane	0.40	U	0.24	1.0
Tetrachloroethene	0.40	U	0.22	1.0
1,3-Dichloropropane	0.40	U	0.20	1.0
2-Hexanone	1.9	U	1.2	5.0

Client: H2H Associates LLC

Job Number: 200-28023-1
Sdg Number: 200-28023

Client Sample ID: EQUIPMENT BLANK

Lab Sample ID: 200-28023-9EB
Client Matrix: Water

Date Sampled: 05/19/2015 0900
Date Received: 05/20/2015 1020

8260C Volatile Organic Compounds by GC/MS

Analysis Method:	8260C	Analysis Batch:	200-88791	Instrument ID:	CHL.i
Prep Method:	5030C	Prep Batch:	N/A	Lab File ID:	13776_18.D
Dilution:	1.0			Initial Weight/Volume:	5 mL
Analysis Date:	05/27/2015 2056			Final Weight/Volume:	5 mL
Prep Date:	05/27/2015 2056				

Analyte	Result (ug/L)	Qualifier	DL	LOQ
Chlorodibromomethane	0.40	U	0.22	1.0
Ethylene Dibromide	0.40	U	0.22	1.0
Chlorobenzene	0.40	U	0.18	1.0
1,1,1,2-Tetrachloroethane	0.40	U	0.20	1.0
Ethylbenzene	0.40	U	0.20	1.0
m-Xylene & p-Xylene	0.40	U	0.21	1.0
o-Xylene	0.40	U	0.23	1.0
Xylenes, Total	0.40	U	0.21	2.0
Styrene	0.40	U	0.26	1.0
Bromoform	0.40	U Q	0.23	1.0
Isopropylbenzene	0.40	U	0.22	1.0
Bromobenzene	0.40	U	0.21	1.0
1,1,2,2-Tetrachloroethane	0.40	U	0.27	1.0
1,2,3-Trichloropropane	0.40	U	0.29	1.0
N-Propylbenzene	0.40	U	0.19	1.0
2-Chlorotoluene	0.40	U	0.23	1.0
4-Chlorotoluene	0.40	U	0.26	1.0
1,3,5-Trimethylbenzene	0.40	U	0.22	1.0
tert-Butylbenzene	0.40	U	0.20	1.0
1,2,4-Trimethylbenzene	0.40	U	0.21	1.0
sec-Butylbenzene	0.40	U	0.21	1.0
4-Isopropyltoluene	0.40	U	0.22	1.0
1,3-Dichlorobenzene	0.40	U	0.20	1.0
1,4-Dichlorobenzene	0.40	U	0.26	1.0
1,2-Dichlorobenzene	0.40	U	0.23	1.0
n-Butylbenzene	0.40	U	0.20	1.0
1,2-Dibromo-3-Chloropropane	0.40	U Q	0.24	1.0
1,2,4-Trichlorobenzene	0.40	U	0.21	1.0
Hexachlorobutadiene	0.40	U	0.29	1.0
Naphthalene	0.40	U Q	0.31	1.0
1,2,3-Trichlorobenzene	0.40	U	0.26	1.0

Surrogate	%Rec	Qualifier	Acceptance Limits
1,2-Dichloroethane-d4 (Surr)	105		80 - 120
Toluene-d8 (Surr)	105		80 - 120
4-Bromofluorobenzene	106		80 - 125
Dibromofluoromethane (Surr)	109		50 - 150

Client: H2H Associates LLC

Job Number: 200-28023-1
Sdg Number: 200-28023

Surrogate Recovery Report

8260C Volatile Organic Compounds by GC/MS

Client Matrix: Water

Lab Sample ID	Client Sample ID	DBFM %Rec	DCA %Rec	TOL %Rec	BFB %Rec
200-28023-1	IRRIGATION #2	105	102	101	104
200-28023-2	IRRIGATION #3	107	105	104	106
200-28023-3	IRRIGATION #4	109	106	106	109
200-28023-4	IRRIGATION #5	108	106	104	107
200-28023-5	MW-10	110	105	107	108
200-28023-6	DUP-1-5-18-15	110	107	104	107
200-28023-7	TRIP BLANK	110	106	106	108
200-28023-8	IRRIGATION #1	109	107	106	107
200-28023-9	EQUIPMENT BLANK	109	105	105	106
MB 200-88791/5		109	106	106	106
LCS 200-88791/3		110	106	107	104
200-28023-3 MS	IRRIGATION #4 MS	111	105	105	105
200-28023-3 MSD	IRRIGATION #4 MSD	109	104	105	105

Surrogate	Acceptance Limits
DBFM = Dibromofluoromethane (Surr)	50-150
DCA = 1,2-Dichloroethane-d4 (Surr)	80-120
TOL = Toluene-d8 (Surr)	80-120
BFB = 4-Bromofluorobenzene	80-125

Client: H2H Associates LLC

Job Number: 200-28023-1
Sdg Number: 200-28023

Method Blank - Batch: 200-88791

Method: 8260C
Preparation: 5030C

Lab Sample ID:	MB 200-88791/5	Analysis Batch:	200-88791	Instrument ID:	CHL.i
Client Matrix:	Water	Prep Batch:	N/A	Lab File ID:	13776_05.D
Dilution:	1.0	Leach Batch:	N/A	Initial Weight/Volume:	5 mL
Analysis Date:	05/27/2015 1302	Units:	ug/L	Final Weight/Volume:	5 mL
Prep Date:	05/27/2015 1302				
Leach Date:	N/A				

Analyte	Result	Qual	DL	LOQ
Dichlorodifluoromethane	0.40	U	0.27	1.0
Chloromethane	0.40	U	0.34	1.0
Vinyl chloride	0.40	U	0.23	1.0
Bromomethane	0.40	U	0.34	1.0
Chloroethane	0.40	U	0.37	1.0
Trichlorofluoromethane	0.40	U	0.30	1.0
1,1-Dichloroethene	0.40	U	0.19	1.0
1,1,2-Trichloro-1,2,2-trifluoroethane	0.40	U	0.24	1.0
Acetone	1.9	U	1.7	5.0
Iodomethane	0.40	U	0.23	1.0
Carbon disulfide	0.40	U	0.21	1.0
Methyl acetate	1.9	U	0.87	5.0
Methylene Chloride	0.251	J	0.23	1.0
trans-1,2-Dichloroethene	0.40	U	0.23	1.0
1,2-Dichloroethene, Total	0.40	U	0.22	2.0
Methyl tert-butyl ether	0.40	U	0.21	1.0
1,1-Dichloroethane	0.40	U	0.21	1.0
Vinyl acetate	0.80	U	0.53	5.0
2,2-Dichloropropane	0.80	U	0.47	1.0
cis-1,2-Dichloroethene	0.40	U	0.22	1.0
2-Butanone (MEK)	1.9	U	1.3	5.0
Chlorobromomethane	0.40	U	0.26	1.0
Tetrahydrofuran	1.6	U	0.94	2.0
Chloroform	0.40	U	0.20	1.0
1,1,1-Trichloroethane	0.40	U	0.20	1.0
Cyclohexane	0.40	U	0.22	1.0
1,1-Dichloropropene	0.40	U	0.19	1.0
Carbon tetrachloride	0.40	U	0.22	1.0
Isobutyl alcohol	9.7	U	9.0	50
Benzene	0.40	U	0.19	1.0
1,2-Dichloroethane	0.40	U	0.19	1.0
Trichloroethene	0.40	U	0.18	1.0
Methylcyclohexane	0.40	U	0.20	1.0
1,2-Dichloropropane	0.40	U	0.24	1.0
Dibromomethane	0.40	U	0.24	1.0
1,4-Dioxane	16	U	6.2	40
Dichlorobromomethane	0.40	U	0.20	1.0
2-Chloroethyl vinyl ether	0.40	U	0.18	1.0
cis-1,3-Dichloropropene	0.40	U	0.22	1.0
4-Methyl-2-pentanone (MIBK)	1.9	U	0.82	5.0
Toluene	0.40	U	0.22	1.0
trans-1,3-Dichloropropene	0.40	U	0.26	1.0
1,1,2-Trichloroethane	0.40	U	0.24	1.0
Tetrachloroethene	0.40	U	0.22	1.0
1,3-Dichloropropane	0.40	U	0.20	1.0

Client: H2H Associates LLC

Job Number: 200-28023-1
Sdg Number: 200-28023

Method Blank - Batch: 200-88791

Method: 8260C
Preparation: 5030C

Lab Sample ID:	MB 200-88791/5	Analysis Batch:	200-88791	Instrument ID:	CHL.i
Client Matrix:	Water	Prep Batch:	N/A	Lab File ID:	13776_05.D
Dilution:	1.0	Leach Batch:	N/A	Initial Weight/Volume:	5 mL
Analysis Date:	05/27/2015 1302	Units:	ug/L	Final Weight/Volume:	5 mL
Prep Date:	05/27/2015 1302				
Leach Date:	N/A				

Analyte	Result	Qual	DL	LOQ
2-Hexanone	1.9	U	1.2	5.0
Chlorodibromomethane	0.40	U	0.22	1.0
Ethylene Dibromide	0.40	U	0.22	1.0
Chlorobenzene	0.40	U	0.18	1.0
1,1,1,2-Tetrachloroethane	0.40	U	0.20	1.0
Ethylbenzene	0.40	U	0.20	1.0
m-Xylene & p-Xylene	0.40	U	0.21	1.0
o-Xylene	0.40	U	0.23	1.0
Xylenes, Total	0.40	U	0.21	2.0
Styrene	0.40	U	0.26	1.0
Bromoform	0.40	U	0.23	1.0
Isopropylbenzene	0.40	U	0.22	1.0
Bromobenzene	0.40	U	0.21	1.0
1,1,2,2-Tetrachloroethane	0.40	U	0.27	1.0
1,2,3-Trichloropropane	0.40	U	0.29	1.0
N-Propylbenzene	0.40	U	0.19	1.0
2-Chlorotoluene	0.40	U	0.23	1.0
4-Chlorotoluene	0.40	U	0.26	1.0
1,3,5-Trimethylbenzene	0.40	U	0.22	1.0
tert-Butylbenzene	0.40	U	0.20	1.0
1,2,4-Trimethylbenzene	0.40	U	0.21	1.0
sec-Butylbenzene	0.40	U	0.21	1.0
4-Isopropyltoluene	0.40	U	0.22	1.0
1,3-Dichlorobenzene	0.40	U	0.20	1.0
1,4-Dichlorobenzene	0.40	U	0.26	1.0
1,2-Dichlorobenzene	0.40	U	0.23	1.0
n-Butylbenzene	0.40	U	0.20	1.0
1,2-Dibromo-3-Chloropropane	0.40	U	0.24	1.0
1,2,4-Trichlorobenzene	0.40	U	0.21	1.0
Hexachlorobutadiene	0.40	U	0.29	1.0
Naphthalene	0.430	J	0.31	1.0
1,2,3-Trichlorobenzene	0.294	J	0.26	1.0

Surrogate	% Rec	Acceptance Limits
1,2-Dichloroethane-d4 (Surr)	106	80 - 120
Toluene-d8 (Surr)	106	80 - 120
4-Bromofluorobenzene	106	80 - 125
Dibromofluoromethane (Surr)	109	50 - 150

Client: H2H Associates LLC

Job Number: 200-28023-1
Sdg Number: 200-28023

Lab Control Sample - Batch: 200-88791

Method: 8260C
Preparation: 5030C

Lab Sample ID:	LCS 200-88791/3	Analysis Batch:	200-88791	Instrument ID:	CHL.i
Client Matrix:	Water	Prep Batch:	N/A	Lab File ID:	13776_03.D
Dilution:	1.0	Leach Batch:	N/A	Initial Weight/Volume:	5 mL
Analysis Date:	05/27/2015 1154	Units:	ug/L	Final Weight/Volume:	5 mL
Prep Date:	05/27/2015 1154				
Leach Date:	N/A				

Analyte	Spike Amount	Result	% Rec.	Limit	Qual
Dichlorodifluoromethane	24.8	27.6	111	35 - 125	
Chloromethane	24.8	23.7	96	65 - 120	
Vinyl chloride	24.8	26.4	107	80 - 130	
Bromomethane	24.8	18.6	75	60 - 120	
Chloroethane	24.8	24.7	100	80 - 130	
Trichlorofluoromethane	24.8	26.6	107	75 - 120	
1,1-Dichloroethene	24.8	26.7	107	80 - 120	
1,1,2-Trichloro-1,2,2-trifluoroethane	24.8	26.3	106	70 - 120	
Acetone	124	91.0	73	15 - 200	
Iodomethane	24.8	26.2	106	45 - 150	
Carbon disulfide	24.8	27.1	109	80 - 120	
Methyl acetate	124	119	96	70 - 120	
Methylene Chloride	24.8	25.5	103	80 - 120	
trans-1,2-Dichloroethene	24.8	27.5	111	80 - 125	
Methyl tert-butyl ether	24.8	28.3	114	80 - 120	
1,1-Dichloroethane	24.8	27.2	110	80 - 120	
Vinyl acetate	49.6	117	237	80 - 200	Q
2,2-Dichloropropane	24.8	25.4	102	80 - 120	
cis-1,2-Dichloroethene	24.8	27.2	110	80 - 125	
2-Butanone (MEK)	124	109	88	60 - 170	
Chlorobromomethane	24.8	27.6	111	80 - 130	
Tetrahydrofuran	49.6	62.2	125	80 - 120	Q
Chloroform	24.8	27.1	109	75 - 120	
1,1,1-Trichloroethane	24.8	27.2	110	75 - 120	
Cyclohexane	24.8	26.4	106	80 - 120	
1,1-Dichloropropene	24.8	28.9	116	80 - 125	
Carbon tetrachloride	24.8	31.1	125	75 - 120	Q
Isobutyl alcohol	620	875	141	80 - 130	Q
Benzene	24.8	27.1	109	80 - 125	
1,2-Dichloroethane	24.8	27.5	111	70 - 120	
Trichloroethene	24.8	26.7	108	75 - 120	
Methylcyclohexane	24.8	27.1	109	80 - 120	
1,2-Dichloropropane	24.8	27.0	109	80 - 125	
Dibromomethane	24.8	27.5	111	75 - 120	
1,4-Dioxane	496	516	104	75 - 140	
Dichlorobromomethane	24.8	27.3	110	80 - 120	
2-Chloroethyl vinyl ether	24.8	28.8	116	80 - 125	
cis-1,3-Dichloropropene	24.8	28.8	116	80 - 125	
4-Methyl-2-pentanone (MIBK)	124	124	100	80 - 125	
Toluene	24.8	26.6	107	80 - 120	
trans-1,3-Dichloropropene	24.8	30.6	123	80 - 120	Q
1,1,2-Trichloroethane	24.8	27.4	110	80 - 125	
Tetrachloroethene	24.8	26.9	108	80 - 120	
1,3-Dichloropropane	24.8	26.9	108	80 - 125	
2-Hexanone	124	103	83	75 - 150	
Chlorodibromomethane	24.8	29.3	118	80 - 125	

Client: H2H Associates LLC

Job Number: 200-28023-1
Sdg Number: 200-28023

Lab Control Sample - Batch: 200-88791

Method: 8260C
Preparation: 5030C

Lab Sample ID:	LCS 200-88791/3	Analysis Batch:	200-88791	Instrument ID:	CHL.i
Client Matrix:	Water	Prep Batch:	N/A	Lab File ID:	13776_03.D
Dilution:	1.0	Leach Batch:	N/A	Initial Weight/Volume:	5 mL
Analysis Date:	05/27/2015 1154	Units:	ug/L	Final Weight/Volume:	5 mL
Prep Date:	05/27/2015 1154				
Leach Date:	N/A				

Analyte	Spike Amount	Result	% Rec.	Limit	Qual
Ethylene Dibromide	24.8	28.5	115	80 - 120	
Chlorobenzene	24.8	26.7	108	80 - 120	
1,1,1,2-Tetrachloroethane	24.8	27.2	110	80 - 120	
Ethylbenzene	24.8	26.6	107	80 - 125	
m-Xylene & p-Xylene	24.8	27.4	111	80 - 125	
o-Xylene	24.8	26.9	109	80 - 120	
Styrene	24.8	26.2	106	80 - 120	
Bromoform	24.8	30.0	121	80 - 120	Q
Isopropylbenzene	24.8	26.5	107	80 - 120	
Bromobenzene	24.8	26.1	105	80 - 125	
1,1,2,2-Tetrachloroethane	24.8	29.1	117	80 - 125	
1,2,3-Trichloropropane	24.8	29.6	119	80 - 120	
N-Propylbenzene	24.8	26.8	108	80 - 120	
2-Chlorotoluene	24.8	26.3	106	80 - 125	
4-Chlorotoluene	24.8	26.1	105	80 - 125	
1,3,5-Trimethylbenzene	24.8	26.4	106	80 - 120	
tert-Butylbenzene	24.8	26.1	105	75 - 120	
1,2,4-Trimethylbenzene	24.8	26.3	106	80 - 120	
sec-Butylbenzene	24.8	27.0	109	80 - 120	
4-Isopropyltoluene	24.8	26.4	106	75 - 120	
1,3-Dichlorobenzene	24.8	26.3	106	80 - 125	
1,4-Dichlorobenzene	24.8	26.8	108	80 - 125	
1,2-Dichlorobenzene	24.8	26.6	107	80 - 125	
n-Butylbenzene	24.8	26.4	106	80 - 120	
1,2-Dibromo-3-Chloropropane	24.8	30.6	123	70 - 120	Q
1,2,4-Trichlorobenzene	24.8	28.3	114	80 - 120	
Hexachlorobutadiene	24.8	28.0	113	75 - 120	
Naphthalene	24.8	31.5	127	80 - 130	
1,2,3-Trichlorobenzene	24.8	29.2	118	80 - 120	

Surrogate	% Rec	Acceptance Limits
1,2-Dichloroethane-d4 (Surr)	106	80 - 120
Toluene-d8 (Surr)	107	80 - 120
Dibromofluoromethane (Surr)	110	50 - 150

Client: H2H Associates LLC

Job Number: 200-28023-1
Sdg Number: 200-28023

Matrix Spike/
Matrix Spike Duplicate Recovery Report - Batch: 200-88791

Method: 8260C
Preparation: 5030C

MS Lab Sample ID:	200-28023-3	Analysis Batch:	200-88791	Instrument ID:	CHL.i
Client Matrix:	Water	Prep Batch:	N/A	Lab File ID:	13776_19.D
Dilution:	1.0	Leach Batch:	N/A	Initial Weight/Volume:	5 mL
Analysis Date:	05/27/2015 2130			Final Weight/Volume:	5 mL
Prep Date:	05/27/2015 2130				5 mL
Leach Date:	N/A				

MSD Lab Sample ID:	200-28023-3	Analysis Batch:	200-88791	Instrument ID:	CHL.i
Client Matrix:	Water	Prep Batch:	N/A	Lab File ID:	13776_20.D
Dilution:	1.0	Leach Batch:	N/A	Initial Weight/Volume:	5 mL
Analysis Date:	05/27/2015 2204			Final Weight/Volume:	5 mL
Prep Date:	05/27/2015 2204				5 mL
Leach Date:	N/A				

	% Rec.						
Analyte	MS	MSD	Limit	RPD	RPD Limit	MS Qual	MSD Qual
Dichlorodifluoromethane	106	105	35 - 125	1	30		
Chloromethane	94	96	65 - 120	2	30		
Vinyl chloride	102	103	80 - 130	1	30		
Bromomethane	65	73	60 - 120	11	30		
Chloroethane	97	96	80 - 130	2	30		
Trichlorofluoromethane	104	103	75 - 120	1	30		
1,1-Dichloroethene	106	106	80 - 120	0	30		
1,1,2-Trichloro-1,2,2-trifluoroethane	103	103	70 - 120	0	30		
Acetone	44	45	15 - 200	2	30		
Iodomethane	69	80	45 - 150	15	30		
Carbon disulfide	105	105	80 - 120	0	30		
Methyl acetate	93	92	70 - 120	1	30		
Methylene Chloride	103	101	80 - 120	2	30		
trans-1,2-Dichloroethene	109	109	80 - 125	0	30		
Methyl tert-butyl ether	114	113	80 - 120	1	30		
1,1-Dichloroethane	109	108	80 - 120	1	30		
Vinyl acetate	228	233	80 - 200	2	30	J	J
2,2-Dichloropropane	85	83	80 - 120	3	30		
cis-1,2-Dichloroethene	108	108	80 - 125	0	30		
2-Butanone (MEK)	72	73	60 - 170	1	30		
Chlorobromomethane	111	110	80 - 130	1	30		
Tetrahydrofuran	130	129	80 - 120	1	30	J	J
Chloroform	109	108	75 - 120	1	30		
1,1,1-Trichloroethane	108	108	75 - 120	0	30		
Cyclohexane	104	105	80 - 120	1	30		
1,1-Dichloropropene	114	115	80 - 125	1	30		
Carbon tetrachloride	125	123	75 - 120	1	30	J	J
Isobutyl alcohol	146	144	80 - 130	2	30	J	J
Benzene	108	109	80 - 125	0	30		
1,2-Dichloroethane	110	110	70 - 120	0	30		
Trichloroethene	108	108	75 - 120	1	30		
Methylcyclohexane	106	107	80 - 120	1	30		
1,2-Dichloropropane	108	109	80 - 125	0	30		

Client: H2H Associates LLC

Job Number: 200-28023-1
Sdg Number: 200-28023

Matrix Spike/
Matrix Spike Duplicate Recovery Report - Batch: 200-88791

Method: 8260C
Preparation: 5030C

MS Lab Sample ID:	200-28023-3	Analysis Batch:	200-88791	Instrument ID:	CHL.i
Client Matrix:	Water	Prep Batch:	N/A	Lab File ID:	13776_19.D
Dilution:	1.0	Leach Batch:	N/A	Initial Weight/Volume:	5 mL
Analysis Date:	05/27/2015 2130			Final Weight/Volume:	5 mL
Prep Date:	05/27/2015 2130				5 mL
Leach Date:	N/A				

MSD Lab Sample ID:	200-28023-3	Analysis Batch:	200-88791	Instrument ID:	CHL.i
Client Matrix:	Water	Prep Batch:	N/A	Lab File ID:	13776_20.D
Dilution:	1.0	Leach Batch:	N/A	Initial Weight/Volume:	5 mL
Analysis Date:	05/27/2015 2204			Final Weight/Volume:	5 mL
Prep Date:	05/27/2015 2204				5 mL
Leach Date:	N/A				

	% Rec.						
Analyte	MS	MSD	Limit	RPD	RPD Limit	MS Qual	MSD Qual
Dibromomethane	110	110	75 - 120	0	30		
1,4-Dioxane	110	103	75 - 140	6	30		
Dichlorobromomethane	110	109	80 - 120	1	30		
2-Chloroethyl vinyl ether	0	0	80 - 125	NC	30	U J	U J
cis-1,3-Dichloropropene	113	112	80 - 125	1	30		
4-Methyl-2-pentanone (MIBK)	103	103	80 - 125	0	30		
Toluene	105	106	80 - 120	2	30		
trans-1,3-Dichloropropene	119	118	80 - 120	1	30		
1,1,2-Trichloroethane	109	110	80 - 125	1	30		
Tetrachloroethene	105	108	80 - 120	2	30		
1,3-Dichloropropane	107	108	80 - 125	1	30		
2-Hexanone	76	75	75 - 150	1	30		
Chlorodibromomethane	116	117	80 - 125	1	30		
Ethylene Dibromide	112	113	80 - 120	0	30		
Chlorobenzene	106	107	80 - 120	1	30		
1,1,1,2-Tetrachloroethane	108	109	80 - 120	1	30		
Ethylbenzene	105	106	80 - 125	1	30		
m-Xylene & p-Xylene	107	107	80 - 125	0	30		
o-Xylene	107	108	80 - 120	1	30		
Styrene	101	101	80 - 120	1	30		
Bromoform	118	120	80 - 120	2	30		
Isopropylbenzene	106	107	80 - 120	1	30		
Bromobenzene	105	107	80 - 125	2	30		
1,1,2,2-Tetrachloroethane	117	119	80 - 125	2	30		
1,2,3-Trichloropropane	117	120	80 - 120	3	30		
N-Propylbenzene	106	109	80 - 120	4	30		
2-Chlorotoluene	105	107	80 - 125	2	30		
4-Chlorotoluene	107	104	80 - 125	3	30		
1,3,5-Trimethylbenzene	106	108	80 - 120	2	30		
tert-Butylbenzene	105	107	75 - 120	1	30		
1,2,4-Trimethylbenzene	105	107	80 - 120	1	30		
sec-Butylbenzene	107	110	80 - 120	2	30		
4-Isopropyltoluene	105	106	75 - 120	1	30		

Client: H2H Associates LLC

Job Number: 200-28023-1
Sdg Number: 200-28023

Matrix Spike/
Matrix Spike Duplicate Recovery Report - Batch: 200-88791

Method: 8260C
Preparation: 5030C

MS Lab Sample ID:	200-28023-3	Analysis Batch:	200-88791	Instrument ID:	CHL.i
Client Matrix:	Water	Prep Batch:	N/A	Lab File ID:	13776_19.D
Dilution:	1.0	Leach Batch:	N/A	Initial Weight/Volume:	5 mL
Analysis Date:	05/27/2015 2130			Final Weight/Volume:	5 mL
Prep Date:	05/27/2015 2130				5 mL
Leach Date:	N/A				

MSD Lab Sample ID:	200-28023-3	Analysis Batch:	200-88791	Instrument ID:	CHL.i
Client Matrix:	Water	Prep Batch:	N/A	Lab File ID:	13776_20.D
Dilution:	1.0	Leach Batch:	N/A	Initial Weight/Volume:	5 mL
Analysis Date:	05/27/2015 2204			Final Weight/Volume:	5 mL
Prep Date:	05/27/2015 2204				5 mL
Leach Date:	N/A				

	% Rec.						
Analyte	MS	MSD	Limit	RPD	RPD Limit	MS Qual	MSD Qual
1,3-Dichlorobenzene	107	108	80 - 125	2	30		
1,4-Dichlorobenzene	106	109	80 - 125	3	30		
1,2-Dichlorobenzene	107	109	80 - 125	2	30		
n-Butylbenzene	104	106	80 - 120	2	30		
1,2-Dibromo-3-Chloropropane	124	126	70 - 120	2	30	J	J
1,2,4-Trichlorobenzene	111	115	80 - 120	4	30		
Hexachlorobutadiene	104	108	75 - 120	4	30		
Naphthalene	125	132	80 - 130	5	30		J
1,2,3-Trichlorobenzene	114	121	80 - 120	6	30		J

Surrogate	MS % Rec	MSD % Rec	Acceptance Limits
1,2-Dichloroethane-d4 (Surr)	105	104	80 - 120
Toluene-d8 (Surr)	105	105	80 - 120
Dibromofluoromethane (Surr)	111	109	50 - 150

Client: H2H Associates LLC

Job Number: 200-28023-1
Sdg Number: 200-28023

Matrix Spike/
Matrix Spike Duplicate Recovery Report - Batch: 200-88791

Method: 8260C
Preparation: 5030C

MS Lab Sample ID:	200-28023-3	Units: ug/L	MSD Lab Sample ID:	200-28023-3	
Client Matrix:	Water		Client Matrix:	Water	
Dilution:	1.0		Dilution:	1.0	
Analysis Date:	05/27/2015 2130		Analysis Date:	05/27/2015 2204	
Prep Date:	05/27/2015 2130		Prep Date:	05/27/2015 2204	
Leach Date:	N/A		Leach Date:	N/A	

Analyte	Sample Result/Qual		MS Spike Amount	MSD Spike Amount	MS Result/Qual		MSD Result/Qual	
Dichlorodifluoromethane	0.40	U	24.8	24.8	26.4		26.1	
Chloromethane	0.40	U	24.8	24.8	23.4		23.9	
Vinyl chloride	0.40	U	24.8	24.8	25.4		25.5	
Bromomethane	0.40	U	24.8	24.8	16.2		18.1	
Chloroethane	0.40	U	24.8	24.8	24.1		23.7	
Trichlorofluoromethane	0.40	U	24.8	24.8	25.9		25.6	
1,1-Dichloroethene	0.40	U	24.8	24.8	26.2		26.2	
1,1,2-Trichloro-1,2,2-trifluoroethane	0.40	U	24.8	24.8	25.6		25.5	
Acetone	1.9	U	124	124	54.8		55.7	
Iodomethane	0.40	U	24.8	24.8	17.2		19.9	
Carbon disulfide	0.40	U	24.8	24.8	26.1		26.1	
Methyl acetate	1.9	U	124	124	115		114	
Methylene Chloride	0.40	U	24.8	24.8	25.5		25.1	
trans-1,2-Dichloroethene	0.40	U	24.8	24.8	27.1		27.1	
Methyl tert-butyl ether	0.40	U	24.8	24.8	28.4		28.1	
1,1-Dichloroethane	0.40	U	24.8	24.8	27.1		26.9	
Vinyl acetate	0.80	U	49.6	49.6	113	J	116	J
2,2-Dichloropropane	0.80	U	24.8	24.8	21.1		20.6	
cis-1,2-Dichloroethene	0.40	U	24.8	24.8	26.8		26.8	
2-Butanone (MEK)	1.9	U	124	124	89.5		90.1	
Chlorobromomethane	0.40	U	24.8	24.8	27.5		27.3	
Tetrahydrofuran	1.6	U	49.6	49.6	64.7	J	63.8	J
Chloroform	0.40	U	24.8	24.8	27.1		26.8	
1,1,1-Trichloroethane	0.40	U	24.8	24.8	26.7		26.7	
Cyclohexane	0.40	U	24.8	24.8	25.8		26.0	
1,1-Dichloropropene	0.40	U	24.8	24.8	28.3		28.5	
Carbon tetrachloride	0.40	U	24.8	24.8	31.0	J	30.6	J
Isobutyl alcohol	9.7	U	620	620	909	J	893	J
Benzene	0.40	U	24.8	24.8	26.9		27.0	
1,2-Dichloroethane	0.40	U	24.8	24.8	27.4		27.4	
Trichloroethene	0.40	U	24.8	24.8	26.7		26.9	
Methylcyclohexane	0.40	U	24.8	24.8	26.2		26.5	
1,2-Dichloropropane	0.40	U	24.8	24.8	26.8		26.9	
Dibromomethane	0.40	U	24.8	24.8	27.4		27.3	
1,4-Dioxane	16	U	496	496	544		512	
Dichlorobromomethane	0.40	U	24.8	24.8	27.3		27.1	
2-Chloroethyl vinyl ether	0.40	U	24.8	24.8	0.40	U J	0.40	U J
cis-1,3-Dichloropropene	0.40	U	24.8	24.8	28.0		27.8	
4-Methyl-2-pentanone (MIBK)	1.9	U	124	124	127		127	
Toluene	0.40	U	24.8	24.8	26.0		26.4	
trans-1,3-Dichloropropene	0.40	U	24.8	24.8	29.5		29.3	
1,1,2-Trichloroethane	0.40	U	24.8	24.8	27.0		27.2	
Tetrachloroethene	0.40	U	24.8	24.8	26.1		26.7	

Client: H2H Associates LLC

Job Number: 200-28023-1
Sdg Number: 200-28023

Matrix Spike/
Matrix Spike Duplicate Recovery Report - Batch: 200-88791

Method: 8260C
Preparation: 5030C

MS Lab Sample ID:	200-28023-3	Units: ug/L	MSD Lab Sample ID:	200-28023-3	
Client Matrix:	Water		Client Matrix:	Water	
Dilution:	1.0		Dilution:	1.0	
Analysis Date:	05/27/2015 2130		Analysis Date:	05/27/2015 2204	
Prep Date:	05/27/2015 2130		Prep Date:	05/27/2015 2204	
Leach Date:	N/A		Leach Date:	N/A	

Analyte	Sample Result/Qual		MS Spike Amount	MSD Spike Amount	MS Result/Qual		MSD Result/Qual	
1,3-Dichloropropane	0.40	U	24.8	24.8	26.5		26.9	
2-Hexanone	1.9	U	124	124	93.8		93.1	
Chlorodibromomethane	0.40	U	24.8	24.8	28.8		29.0	
Ethylene Dibromide	0.40	U	24.8	24.8	27.8		27.9	
Chlorobenzene	0.40	U	24.8	24.8	26.4		26.6	
1,1,1,2-Tetrachloroethane	0.40	U	24.8	24.8	26.8		27.1	
Ethylbenzene	0.40	U	24.8	24.8	26.0		26.3	
m-Xylene & p-Xylene	0.40	U	24.8	24.8	26.6		26.6	
o-Xylene	0.40	U	24.8	24.8	26.5		26.8	
Styrene	0.40	U	24.8	24.8	25.0		25.2	
Bromoform	0.40	U	24.8	24.8	29.4		29.9	
Isopropylbenzene	0.40	U	24.8	24.8	26.2		26.6	
Bromobenzene	0.40	U	24.8	24.8	26.0		26.6	
1,1,2,2-Tetrachloroethane	0.40	U	24.8	24.8	29.1		29.6	
1,2,3-Trichloropropane	0.40	U	24.8	24.8	29.1		29.9	
N-Propylbenzene	0.40	U	24.8	24.8	26.2		27.2	
2-Chlorotoluene	0.40	U	24.8	24.8	26.2		26.7	
4-Chlorotoluene	0.40	U	24.8	24.8	26.6		25.8	
1,3,5-Trimethylbenzene	0.40	U	24.8	24.8	26.3		26.8	
tert-Butylbenzene	0.40	U	24.8	24.8	26.1		26.4	
1,2,4-Trimethylbenzene	0.40	U	24.8	24.8	26.1		26.5	
sec-Butylbenzene	0.40	U	24.8	24.8	26.6		27.2	
4-Isopropyltoluene	0.40	U	24.8	24.8	26.0		26.3	
1,3-Dichlorobenzene	0.40	U	24.8	24.8	26.5		26.9	
1,4-Dichlorobenzene	0.40	U	24.8	24.8	26.4		27.2	
1,2-Dichlorobenzene	0.40	U	24.8	24.8	26.5		26.9	
n-Butylbenzene	0.40	U	24.8	24.8	25.9		26.3	
1,2-Dibromo-3-Chloropropane	0.40	U	24.8	24.8	30.7	J	31.2	J
1,2,4-Trichlorobenzene	0.40	U	24.8	24.8	27.5		28.7	
Hexachlorobutadiene	0.40	U	24.8	24.8	25.8		26.9	
Naphthalene	0.40	U	24.8	24.8	31.1		32.7	J
1,2,3-Trichlorobenzene	0.40	U	24.8	24.8	28.3		29.9	J

DATA REPORTING QUALIFIERS

Client: H2H Associates LLC

Job Number: 200-28023-1
Sdg Number: 200-28023

Lab Section	Qualifier	Description
GC/MS VOA		
	J	Estimated: The analyte was positively identified; the quantitation is an estimation
	J	Estimated: The quantitation is an estimation due to discrepancies in meeting certain analyte-specific quality control criteria.
	M	Manual integrated compound.
	Q	One or more quality control criteria failed.
	U	Undetected at the Limit of Detection.

Client: H2H Associates LLC

Job Number: 200-28023-1
Sdg Number: 200-28023

QC Association Summary

Lab Sample ID	Client Sample ID	Report Basis	Client Matrix	Method	Prep Batch
GC/MS VOA					
Analysis Batch:200-88791					
LCS 200-88791/3	Lab Control Sample	T	Water	8260C	
MB 200-88791/5	Method Blank	T	Water	8260C	
200-28023-1	IRRIGATION #2	T	Water	8260C	
200-28023-2	IRRIGATION #3	T	Water	8260C	
200-28023-3	IRRIGATION #4	T	Water	8260C	
200-28023-3MS	Matrix Spike	T	Water	8260C	
200-28023-3MSD	Matrix Spike Duplicate	T	Water	8260C	
200-28023-4	IRRIGATION #5	T	Water	8260C	
200-28023-5	MW-10	T	Water	8260C	
200-28023-6FD	DUP-1-5-18-15	T	Water	8260C	
200-28023-7TB	TRIP BLANK	T	Water	8260C	
200-28023-8	IRRIGATION #1	T	Water	8260C	
200-28023-9EB	EQUIPMENT BLANK	T	Water	8260C	

Report Basis
T = Total

Client: H2H Associates LLC

Job Number: 200-28023-1
SDG: 200-28023

Laboratory Chronicle

Lab ID: 200-28023-1 **Client ID: IRRIGATION #2**

Sample Date/Time: 05/18/2015 13:35 Received Date/Time: 05/20/2015 10:20

Method	Bottle ID	Run	Analysis Batch	Prep Batch	Date Prepared / Analyzed	Dil	Lab	Analyst
P:5030C	200-28023-A-1		200-88791		05/27/2015 16:26	1	TAL BUR	NEA
A:8260C	200-28023-A-1		200-88791		05/27/2015 16:26	1	TAL BUR	NEA

Lab ID: 200-28023-2 **Client ID: IRRIGATION #3**

Sample Date/Time: 05/18/2015 11:25 Received Date/Time: 05/20/2015 10:20

Method	Bottle ID	Run	Analysis Batch	Prep Batch	Date Prepared / Analyzed	Dil	Lab	Analyst
P:5030C	200-28023-A-2		200-88791		05/27/2015 17:00	1	TAL BUR	NEA
A:8260C	200-28023-A-2		200-88791		05/27/2015 17:00	1	TAL BUR	NEA

Lab ID: 200-28023-3 **Client ID: IRRIGATION #4**

Sample Date/Time: 05/18/2015 09:55 Received Date/Time: 05/20/2015 10:20

Method	Bottle ID	Run	Analysis Batch	Prep Batch	Date Prepared / Analyzed	Dil	Lab	Analyst
P:5030C	200-28023-A-3		200-88791		05/27/2015 17:34	1	TAL BUR	NEA
A:8260C	200-28023-A-3		200-88791		05/27/2015 17:34	1	TAL BUR	NEA

Lab ID: 200-28023-3 **Client ID: IRRIGATION #4**

Sample Date/Time: 05/18/2015 09:55 Received Date/Time: 05/20/2015 10:20

Method	Bottle ID	Run	Analysis Batch	Prep Batch	Date Prepared / Analyzed	Dil	Lab	Analyst
P:5030C	200-28023-A-3 MS		200-88791		05/27/2015 21:30	1	TAL BUR	NEA
A:8260C	200-28023-A-3 MS		200-88791		05/27/2015 21:30	1	TAL BUR	NEA

Lab ID: 200-28023-3 **Client ID: IRRIGATION #4**

Sample Date/Time: 05/18/2015 09:55 Received Date/Time: 05/20/2015 10:20

Method	Bottle ID	Run	Analysis Batch	Prep Batch	Date Prepared / Analyzed	Dil	Lab	Analyst
P:5030C	200-28023-A-3 MSD		200-88791		05/27/2015 22:04	1	TAL BUR	NEA
A:8260C	200-28023-A-3 MSD		200-88791		05/27/2015 22:04	1	TAL BUR	NEA

Lab ID: 200-28023-4 **Client ID: IRRIGATION #5**

Sample Date/Time: 05/18/2015 15:00 Received Date/Time: 05/20/2015 10:20

Method	Bottle ID	Run	Analysis Batch	Prep Batch	Date Prepared / Analyzed	Dil	Lab	Analyst
P:5030C	200-28023-A-4		200-88791		05/27/2015 18:08	1	TAL BUR	NEA
A:8260C	200-28023-A-4		200-88791		05/27/2015 18:08	1	TAL BUR	NEA

Client: H2H Associates LLC

Job Number: 200-28023-1
SDG: 200-28023

Laboratory Chronicle

Lab ID: 200-28023-5 **Client ID: MW-10**

Sample Date/Time: 05/18/2015 16:40 Received Date/Time: 05/20/2015 10:20

Method	Bottle ID	Run	Analysis Batch	Prep Batch	Date Prepared / Analyzed	Dil	Lab	Analyst
P:5030C	200-28023-B-5		200-88791		05/27/2015 18:41	1	TAL BUR	NEA
A:8260C	200-28023-B-5		200-88791		05/27/2015 18:41	1	TAL BUR	NEA

Lab ID: 200-28023-6 **Client ID: DUP-1-5-18-15**

Sample Date/Time: 05/18/2015 00:00 Received Date/Time: 05/20/2015 10:20

Method	Bottle ID	Run	Analysis Batch	Prep Batch	Date Prepared / Analyzed	Dil	Lab	Analyst
P:5030C	200-28023-A-6		200-88791		05/27/2015 19:15	1	TAL BUR	NEA
A:8260C	200-28023-A-6		200-88791		05/27/2015 19:15	1	TAL BUR	NEA

Lab ID: 200-28023-7 **Client ID: TRIP BLANK**

Sample Date/Time: 05/18/2015 00:00 Received Date/Time: 05/20/2015 10:20

Method	Bottle ID	Run	Analysis Batch	Prep Batch	Date Prepared / Analyzed	Dil	Lab	Analyst
P:5030C	200-28023-A-7		200-88791		05/27/2015 19:49	1	TAL BUR	NEA
A:8260C	200-28023-A-7		200-88791		05/27/2015 19:49	1	TAL BUR	NEA

Lab ID: 200-28023-8 **Client ID: IRRIGATION #1**

Sample Date/Time: 05/19/2015 09:25 Received Date/Time: 05/20/2015 10:20

Method	Bottle ID	Run	Analysis Batch	Prep Batch	Date Prepared / Analyzed	Dil	Lab	Analyst
P:5030C	200-28023-A-8		200-88791		05/27/2015 20:23	1	TAL BUR	NEA
A:8260C	200-28023-A-8		200-88791		05/27/2015 20:23	1	TAL BUR	NEA

Lab ID: 200-28023-9 **Client ID: EQUIPMENT BLANK**

Sample Date/Time: 05/19/2015 09:00 Received Date/Time: 05/20/2015 10:20

Method	Bottle ID	Run	Analysis Batch	Prep Batch	Date Prepared / Analyzed	Dil	Lab	Analyst
P:5030C	200-28023-A-9		200-88791		05/27/2015 20:56	1	TAL BUR	NEA
A:8260C	200-28023-A-9		200-88791		05/27/2015 20:56	1	TAL BUR	NEA

Lab ID: MB **Client ID: N/A**

Sample Date/Time: N/A Received Date/Time: N/A

Method	Bottle ID	Run	Analysis Batch	Prep Batch	Date Prepared / Analyzed	Dil	Lab	Analyst
P:5030C	MB 200-88791/5		200-88791		05/27/2015 13:02	1	TAL BUR	NEA
A:8260C	MB 200-88791/5		200-88791		05/27/2015 13:02	1	TAL BUR	NEA

Client: H2H Associates LLC

Job Number: 200-28023-1
SDG: 200-28023

Laboratory Chronicle

Lab ID: LCS **Client ID: N/A**

Sample Date/Time: N/A Received Date/Time: N/A

Method	Bottle ID	Run	Analysis Batch	Prep Batch	Date Prepared / Analyzed	Dil	Lab	Analyst
P:5030C	LCS 200-88791/3		200-88791		05/27/2015 11:54	1	TAL BUR	NEA
A:8260C	LCS 200-88791/3		200-88791		05/27/2015 11:54	1	TAL BUR	NEA

Lab References:
TAL BUR = TestAmerica Burlington

REAGENT TRACEABILITY SUMMARY

Lab Name: TestAmerica Burlington Job No.: 200-28023-1

SDG No.: 200-28023

Reagent ID	Exp Date	Prep Date	Dilutant Used	Reagent Final Volume	Parent Reagent		Analyte	Concentration
					Reagent ID	Volume Added		
8260cal.A_00020	05/31/15	05/18/15	METHANOL, Lot 141430	1500 uL	VM8260CALis_00076	33.4 uL	Acrolein	439.767 ug/mL
					VMstd#3s_00022	52.8 uL	Bromomethane	88 ug/mL
							Butadiene	88 ug/mL
							Chloroethane	88 ug/mL
							Chloromethane	88 ug/mL
							Dichlorodifluoromethane	88 ug/mL
							Dichlorofluoromethane	88 ug/mL
							Trichlorofluoromethane	88 ug/mL
							Vinyl chloride	88 ug/mL
					VMstd#4s_00001	66 uL	2-Chloroethyl vinyl ether	88 ug/mL
.VM8260CALis_00076	05/31/15		RESTEK, Lot A0108734		(Purchased Reagent)		Acrolein	19750 ug/mL
.VMstd#3s_00022	06/01/15		Restek, Lot A0108198		(Purchased Reagent)		Bromomethane	2500 ug/mL
							Butadiene	2500 ug/mL
							Chloroethane	2500 ug/mL
							Chloromethane	2500 ug/mL
							Dichlorodifluoromethane	2500 ug/mL
							Dichlorofluoromethane	2500 ug/mL
							Trichlorofluoromethane	2500 ug/mL
							Vinyl chloride	2500 ug/mL
.VMstd#4s_00001	02/28/16		Restek, Lot A093368		(Purchased Reagent)		2-Chloroethyl vinyl ether	2000 ug/mL
8260cal.Bcorp_00014	06/18/15	05/18/15	METHANOL, Lot 141430	4500 uL	8260customCAL_00001	198 uL	2-Chloro-1,3-butadiene	88 ug/mL
							Isopropyl ether	88 ug/mL
							Methacrylonitrile	88 ug/mL
							Methyl methacrylate	88 ug/mL
							Propionitrile	440 ug/mL
							Tert-amyl methyl ether	88 ug/mL
							Tert-butyl ethyl ether	88 ug/mL
					Freon 123A_00007	198 uL	1,2-Dichloro-1,1,2-trifluoroethane	88 ug/mL
					VM8260SSTDs_00002	158.4 uL	1,2-Dichloroethane-d4 (Surr)	88 ug/mL
							4-Bromofluorobenzene	88 ug/mL
							Dibromofluoromethane (Surr)	88 ug/mL
							Toluene-d8 (Surr)	88 ug/mL
					VM8260std #1s_00001	198 uL	1,1,1,2-Tetrachloroethane	88 ug/mL
							1,1,1-Trichloroethane	88 ug/mL
							1,1,2,2-Tetrachloroethane	88 ug/mL
							1,1,2-Trichloro-1,2,2-trifluoroethane	88 ug/mL
							1,1,2-Trichloroethane	88 ug/mL
							1,1-Dichloroethane	88 ug/mL
							1,1-Dichloroethene	88 ug/mL
							1,1-Dichloropropene	88 ug/mL
							1,2,3-Trichlorobenzene	88 ug/mL
							1,2,3-Trichloropropane	88 ug/mL
							1,2,4-Trichlorobenzene	88 ug/mL
							1,2,4-Trimethylbenzene	88 ug/mL
							1,2-Dibromo-3-Chloropropane	88 ug/mL

REAGENT TRACEABILITY SUMMARY

Lab Name: TestAmerica Burlington Job No.: 200-28023-1

SDG No.: 200-28023

Reagent ID	Exp Date	Prep Date	Dilutant Used	Reagent Final Volume	Parent Reagent		Analyte	Concentration
					Reagent ID	Volume Added		
							1,2-Dichlorobenzene	88 ug/mL
							1,2-Dichloroethane	88 ug/mL
							1,2-Dichloropropane	88 ug/mL
							1,3,5-Trimethylbenzene	88 ug/mL
							1,3-Dichlorobenzene	88 ug/mL
							1,3-Dichloropropane	88 ug/mL
							1,4-Dichlorobenzene	88 ug/mL
							1,4-Dioxane	1760 ug/mL
							2,2-Dichloropropane	88 ug/mL
							2-Chlorotoluene	88 ug/mL
							2-Methyl-2-propanol	880 ug/mL
							3-Chloro-1-propene	88 ug/mL
							4-Chlorotoluene	88 ug/mL
							4-Isopropyltoluene	88 ug/mL
							Acrylonitrile	880 ug/mL
							Benzene	88 ug/mL
							Bromobenzene	88 ug/mL
							Bromoform	88 ug/mL
							Carbon disulfide	88 ug/mL
							Carbon tetrachloride	88 ug/mL
							Chlorobenzene	88 ug/mL
							Chlorobromomethane	88 ug/mL
							Chlorodibromomethane	88 ug/mL
							Chloroform	88 ug/mL
							cis-1,2-Dichloroethene	88 ug/mL
							cis-1,3-Dichloropropene	88 ug/mL
							Cyclohexane	88 ug/mL
							Dibromomethane	88 ug/mL
							Dichlorobromomethane	88 ug/mL
							Ethyl ether	88 ug/mL
							Ethyl methacrylate	88 ug/mL
							Ethylbenzene	88 ug/mL
							Ethylene Dibromide	88 ug/mL
							Hexachlorobutadiene	88 ug/mL
							Hexane	88 ug/mL
							Iodomethane	88 ug/mL
							Isobutyl alcohol	2200 ug/mL
							Isopropylbenzene	88 ug/mL
							m-Xylene & p-Xylene	88 ug/mL
							Methyl acetate	440 ug/mL
							Methyl tert-butyl ether	88 ug/mL
							Methylcyclohexane	88 ug/mL
							Methylene Chloride	88 ug/mL
							n-Butylbenzene	88 ug/mL
							n-Heptane	88 ug/mL
							N-Propylbenzene	88 ug/mL
							Naphthalene	88 ug/mL
							o-Xylene	88 ug/mL

REAGENT TRACEABILITY SUMMARY

Lab Name: TestAmerica Burlington Job No.: 200-28023-1

SDG No.: 200-28023

Reagent ID	Exp Date	Prep Date	Dilutant Used	Reagent Final Volume	Parent Reagent		Analyte	Concentration
					Reagent ID	Volume Added		
							sec-Butylbenzene	88 ug/mL
							Styrene	88 ug/mL
							tert-Butylbenzene	88 ug/mL
							Tetrachloroethene	88 ug/mL
							Tetrahydrofuran	176 ug/mL
							Toluene	88 ug/mL
							trans-1,2-Dichloroethene	88 ug/mL
							trans-1,3-Dichloropropene	88 ug/mL
							trans-1,4-Dichloro-2-butene	88 ug/mL
							Trichloroethene	88 ug/mL
					VMstd#2s_00001	198 uL	2-Butanone (MEK)	440 ug/mL
							2-Hexanone	440 ug/mL
							4-Methyl-2-pentanone (MIBK)	440 ug/mL
							Acetone	440 ug/mL
					VMstd#6s_00020	158.4 uL	Vinyl acetate	176 ug/mL
.8260customCAL_00001	11/30/15	Restek, Lot A0103120			(Purchased Reagent)		2-Chloro-1,3-butadiene	2000 ug/mL
							Isopropyl ether	2000 ug/mL
							Methacrylonitrile	2000 ug/mL
							Methyl methacrylate	2000 ug/mL
							Propionitrile	10000 ug/mL
							Tert-amyl methyl ether	2000 ug/mL
							Tert-butyl ethyl ether	2000 ug/mL
.Freon 123A_00007	03/16/16	Accustandard, Lot 211011226			(Purchased Reagent)		1,2-Dichloro-1,1,2-trifluoroethane	2000 ug/mL
.VM8260SSTDs_00002	01/16/16	RESTEK, Lot A093505			(Purchased Reagent)		1,2-Dichloroethane-d4 (Surr)	2500 ug/mL
							4-Bromofluorobenzene	2500 ug/mL
							Dibromofluoromethane (Surr)	2500 ug/mL
							Toluene-d8 (Surr)	2500 ug/mL
.VM8260std #1s_00001	02/28/16	Restek, Lot A093581			(Purchased Reagent)		1,1,1,2-Tetrachloroethane	2000 ug/mL
							1,1,1-Trichloroethane	2000 ug/mL
							1,1,2,2-Tetrachloroethane	2000 ug/mL
							1,1,2-Trichloro-1,2,2-trifluoroethane	2000 ug/mL
							1,1,2-Trichloroethane	2000 ug/mL
							1,1-Dichloroethane	2000 ug/mL
							1,1-Dichloroethene	2000 ug/mL
							1,1-Dichloropropene	2000 ug/mL
							1,2,3-Trichlorobenzene	2000 ug/mL
							1,2,3-Trichloropropane	2000 ug/mL
							1,2,4-Trichlorobenzene	2000 ug/mL
							1,2,4-Trimethylbenzene	2000 ug/mL
							1,2-Dibromo-3-Chloropropane	2000 ug/mL
							1,2-Dichlorobenzene	2000 ug/mL
							1,2-Dichloroethane	2000 ug/mL
							1,2-Dichloropropane	2000 ug/mL
							1,3,5-Trimethylbenzene	2000 ug/mL
							1,3-Dichlorobenzene	2000 ug/mL
							1,3-Dichloropropane	2000 ug/mL

REAGENT TRACEABILITY SUMMARY

Lab Name: TestAmerica Burlington Job No.: 200-28023-1

SDG No.: 200-28023

Reagent ID	Exp Date	Prep Date	Dilutant Used	Reagent Final Volume	Parent Reagent		Analyte	Concentration
					Reagent ID	Volume Added		
							1,4-Dichlorobenzene	2000 ug/mL
							1,4-Dioxane	40000 ug/mL
							2,2-Dichloropropane	2000 ug/mL
							2-Chlorotoluene	2000 ug/mL
							2-Methyl-2-propanol	20000 ug/mL
							3-Chloro-1-propene	2000 ug/mL
							4-Chlorotoluene	2000 ug/mL
							4-Isopropyltoluene	2000 ug/mL
							Acrylonitrile	20000 ug/mL
							Benzene	2000 ug/mL
							Bromobenzene	2000 ug/mL
							Bromoform	2000 ug/mL
							Carbon disulfide	2000 ug/mL
							Carbon tetrachloride	2000 ug/mL
							Chlorobenzene	2000 ug/mL
							Chlorobromomethane	2000 ug/mL
							Chlorodibromomethane	2000 ug/mL
							Chloroform	2000 ug/mL
							cis-1,2-Dichloroethene	2000 ug/mL
							cis-1,3-Dichloropropene	2000 ug/mL
							Cyclohexane	2000 ug/mL
							Dibromomethane	2000 ug/mL
							Dichlorobromomethane	2000 ug/mL
							Ethyl ether	2000 ug/mL
							Ethyl methacrylate	2000 ug/mL
							Ethylbenzene	2000 ug/mL
							Ethylene Dibromide	2000 ug/mL
							Hexachlorobutadiene	2000 ug/mL
							Hexane	2000 ug/mL
							Iodomethane	2000 ug/mL
							Isobutyl alcohol	50000 ug/mL
							Isopropylbenzene	2000 ug/mL
							m-Xylene & p-Xylene	2000 ug/mL
							Methyl acetate	10000 ug/mL
							Methyl tert-butyl ether	2000 ug/mL
							Methylcyclohexane	2000 ug/mL
							Methylene Chloride	2000 ug/mL
							n-Butylbenzene	2000 ug/mL
							n-Heptane	2000 ug/mL
							N-Propylbenzene	2000 ug/mL
							Naphthalene	2000 ug/mL
							o-Xylene	2000 ug/mL
							sec-Butylbenzene	2000 ug/mL
							Styrene	2000 ug/mL
							tert-Butylbenzene	2000 ug/mL
							Tetrachloroethene	2000 ug/mL
							Tetrahydrofuran	4000 ug/mL
							Toluene	2000 ug/mL

REAGENT TRACEABILITY SUMMARY

Lab Name: TestAmerica Burlington Job No.: 200-28023-1

SDG No.: 200-28023

Reagent ID	Exp Date	Prep Date	Dilutant Used	Reagent Final Volume	Parent Reagent		Analyte	Concentration
					Reagent ID	Volume Added		
							trans-1,2-Dichloroethene	2000 ug/mL
							trans-1,3-Dichloropropene	2000 ug/mL
							trans-1,4-Dichloro-2-butene	2000 ug/mL
							Trichloroethene	2000 ug/mL
.VMstd#2s_00001	02/28/16		Restek, Lot A093365		(Purchased Reagent)		2-Butanone (MEK)	10000 ug/mL
							2-Hexanone	10000 ug/mL
							4-Methyl-2-pentanone (MIBK)	10000 ug/mL
							Acetone	10000 ug/mL
.VMstd#6s_00020	07/31/15		Restek, Lot A0108225		(Purchased Reagent)		Vinyl acetate	5000 ug/mL
8260cal.Bcorp_00014	06/18/15	05/18/15	METHANOL, Lot 141430	4500 uL	VM8260std #1s_00001	198 uL	Xylenes, Total	176 ug/mL
.VM8260std #1s_00001	02/28/16		Restek, Lot A093581		(Purchased Reagent)		Xylenes, Total	4000 ug/mL
8260IScorp._00015	06/01/15	05/01/15	METHANOL, Lot 125253	10 mL	VM8260ISTDs_00007	2 mL	1,4-Dichlorobenzene-d4	50 ug/mL
							1,4-Dioxane-d8	1000 ug/mL
							2-Butanone-d5	250 ug/mL
							Chlorobenzene-d5	50 ug/mL
							Fluorobenzene	50 ug/mL
							TBA-d9 (IS)	1000 ug/mL
.VM8260ISTDs_00007	03/23/16		RESTEK, Lot A00104551		(Purchased Reagent)		1,4-Dichlorobenzene-d4	250 ug/mL
							1,4-Dioxane-d8	5000 ug/mL
							2-Butanone-d5	1250 ug/mL
							Chlorobenzene-d5	250 ug/mL
							Fluorobenzene	250 ug/mL
							TBA-d9 (IS)	5000 ug/mL
8260LCS.A_00020	05/31/15	05/18/15	METHANOL, Lot 141430	1500 uL	VMstd#3SECs_00024	52.8 uL	Bromomethane	88 ug/mL
							Chloroethane	88 ug/mL
							Chloromethane	88 ug/mL
							Dichlorodifluoromethane	88 ug/mL
							Trichlorofluoromethane	88 ug/mL
							Vinyl chloride	88 ug/mL
					VMstd#4SECs_00002	66 uL	2-Chloroethyl vinyl ether	88 ug/mL
.VMstd#3SECs_00024	06/01/15		Restek, Lot A0108226		(Purchased Reagent)		Bromomethane	2500 ug/mL
							Chloroethane	2500 ug/mL
							Chloromethane	2500 ug/mL
							Dichlorodifluoromethane	2500 ug/mL
							Trichlorofluoromethane	2500 ug/mL
							Vinyl chloride	2500 ug/mL
.VMstd#4SECs_00002	02/28/16		Restek, Lot A093471		(Purchased Reagent)		2-Chloroethyl vinyl ether	2000 ug/mL
8260LCS.Bcorp_00015	06/18/15	05/18/15	METHANOL, Lot 141430	4500 uL	VM8260SEC #1s_00004	198 uL	1,1,1,2-Tetrachloroethane	88 ug/mL
							1,1,1-Trichloroethane	88 ug/mL
							1,1,2,2-Tetrachloroethane	88 ug/mL
							1,1,2-Trichloro-1,2,2-trifluoroethane	88 ug/mL
							1,1,2-Trichloroethane	88 ug/mL
							1,1-Dichloroethane	88 ug/mL
							1,1-Dichloroethene	88 ug/mL
							1,1-Dichloropropene	88 ug/mL
							1,2,3-Trichlorobenzene	88 ug/mL

REAGENT TRACEABILITY SUMMARY

Lab Name: TestAmerica Burlington Job No.: 200-28023-1

SDG No.: 200-28023

Reagent ID	Exp Date	Prep Date	Dilutant Used	Reagent Final Volume	Parent Reagent		Analyte	Concentration
					Reagent ID	Volume Added		
							1,2,3-Trichloropropane	88 ug/mL
							1,2,4-Trichlorobenzene	88 ug/mL
							1,2,4-Trimethylbenzene	88 ug/mL
							1,2-Dibromo-3-Chloropropane	88 ug/mL
							1,2-Dichlorobenzene	88 ug/mL
							1,2-Dichloroethane	88 ug/mL
							1,2-Dichloropropane	88 ug/mL
							1,3,5-Trimethylbenzene	88 ug/mL
							1,3-Dichlorobenzene	88 ug/mL
							1,3-Dichloropropane	88 ug/mL
							1,4-Dichlorobenzene	88 ug/mL
							1,4-Dioxane	1760 ug/mL
							2,2-Dichloropropane	88 ug/mL
							2-Chlorotoluene	88 ug/mL
							4-Chlorotoluene	88 ug/mL
							4-Isopropyltoluene	88 ug/mL
							Benzene	88 ug/mL
							Bromobenzene	88 ug/mL
							Bromoform	88 ug/mL
							Carbon disulfide	88 ug/mL
							Carbon tetrachloride	88 ug/mL
							Chlorobenzene	88 ug/mL
							Chlorobromomethane	88 ug/mL
							Chlorodibromomethane	88 ug/mL
							Chloroform	88 ug/mL
							cis-1,2-Dichloroethene	88 ug/mL
							cis-1,3-Dichloropropene	88 ug/mL
							Cyclohexane	88 ug/mL
							Dibromomethane	88 ug/mL
							Dichlorobromomethane	88 ug/mL
							Ethylbenzene	88 ug/mL
							Ethylene Dibromide	88 ug/mL
							Hexachlorobutadiene	88 ug/mL
							Iodomethane	88 ug/mL
							Isobutyl alcohol	2200 ug/mL
							Isopropylbenzene	88 ug/mL
							m-Xylene & p-Xylene	88 ug/mL
							Methyl acetate	440 ug/mL
							Methyl tert-butyl ether	88 ug/mL
							Methylcyclohexane	88 ug/mL
							Methylene Chloride	88 ug/mL
							n-Butylbenzene	88 ug/mL
							N-Propylbenzene	88 ug/mL
							Naphthalene	88 ug/mL
							o-Xylene	88 ug/mL
							sec-Butylbenzene	88 ug/mL
							Styrene	88 ug/mL
							tert-Butylbenzene	88 ug/mL

Lab Name: TestAmerica Burlington Job No.: 200-28023-1

SDG No.: 200-28023

Reagent ID	Exp Date	Prep Date	Dilutant Used	Reagent Final Volume	Parent Reagent		Analyte	Concentration
					Reagent ID	Volume Added		
							Tetrachloroethene	88 ug/mL
							Tetrahydrofuran	176 ug/mL
							Toluene	88 ug/mL
							trans-1,2-Dichloroethene	88 ug/mL
							trans-1,3-Dichloropropene	88 ug/mL
							Trichloroethene	88 ug/mL
							Xylenes, Total	176 ug/mL
					VMstd#2SECs_00005	198 uL	2-Butanone (MEK)	440 ug/mL
							2-Hexanone	440 ug/mL
							4-Methyl-2-pentanone (MIBK)	440 ug/mL
							Acetone	440 ug/mL
					VMstd#6SECs_00023	158.4 uL	Vinyl acetate	176 ug/mL
.VM8260SEC #1s_00004	02/28/16		Restek, Lot A093733		(Purchased Reagent)		1,1,1,2-Tetrachloroethane	2000 ug/mL
							1,1,1-Trichloroethane	2000 ug/mL
							1,1,2,2-Tetrachloroethane	2000 ug/mL
							1,1,2-Trichloro-1,2,2-trifluoroethane	2000 ug/mL
							1,1,2-Trichloroethane	2000 ug/mL
							1,1-Dichloroethane	2000 ug/mL
							1,1-Dichloroethene	2000 ug/mL
							1,1-Dichloropropene	2000 ug/mL
							1,2,3-Trichlorobenzene	2000 ug/mL
							1,2,3-Trichloropropane	2000 ug/mL
							1,2,4-Trichlorobenzene	2000 ug/mL
							1,2,4-Trimethylbenzene	2000 ug/mL
							1,2-Dibromo-3-Chloropropane	2000 ug/mL
							1,2-Dichlorobenzene	2000 ug/mL
							1,2-Dichloroethane	2000 ug/mL
							1,2-Dichloropropane	2000 ug/mL
							1,3,5-Trimethylbenzene	2000 ug/mL
							1,3-Dichlorobenzene	2000 ug/mL
							1,3-Dichloropropane	2000 ug/mL
							1,4-Dichlorobenzene	2000 ug/mL
							1,4-Dioxane	40000 ug/mL
							2,2-Dichloropropane	2000 ug/mL
							2-Chlorotoluene	2000 ug/mL
							4-Chlorotoluene	2000 ug/mL
							4-Isopropyltoluene	2000 ug/mL
							Benzene	2000 ug/mL
							Bromobenzene	2000 ug/mL
							Bromoform	2000 ug/mL
							Carbon disulfide	2000 ug/mL
							Carbon tetrachloride	2000 ug/mL
							Chlorobenzene	2000 ug/mL
							Chlorobromomethane	2000 ug/mL
							Chlorodibromomethane	2000 ug/mL
							Chloroform	2000 ug/mL
							cis-1,2-Dichloroethene	2000 ug/mL

REAGENT TRACEABILITY SUMMARY

Lab Name: TestAmerica Burlington Job No.: 200-28023-1

SDG No.: 200-28023

Reagent ID	Exp Date	Prep Date	Dilutant Used	Reagent Final Volume	Parent Reagent		Analyte	Concentration
					Reagent ID	Volume Added		
							cis-1,3-Dichloropropene	2000 ug/mL
							Cyclohexane	2000 ug/mL
							Dibromomethane	2000 ug/mL
							Dichlorobromomethane	2000 ug/mL
							Ethylbenzene	2000 ug/mL
							Ethylene Dibromide	2000 ug/mL
							Hexachlorobutadiene	2000 ug/mL
							Iodomethane	2000 ug/mL
							Isobutyl alcohol	50000 ug/mL
							Isopropylbenzene	2000 ug/mL
							m-Xylene & p-Xylene	2000 ug/mL
							Methyl acetate	10000 ug/mL
							Methyl tert-butyl ether	2000 ug/mL
							Methylcyclohexane	2000 ug/mL
							Methylene Chloride	2000 ug/mL
							n-Butylbenzene	2000 ug/mL
							N-Propylbenzene	2000 ug/mL
							Naphthalene	2000 ug/mL
							o-Xylene	2000 ug/mL
							sec-Butylbenzene	2000 ug/mL
							Styrene	2000 ug/mL
							tert-Butylbenzene	2000 ug/mL
							Tetrachloroethene	2000 ug/mL
							Tetrahydrofuran	4000 ug/mL
							Toluene	2000 ug/mL
							trans-1,2-Dichloroethene	2000 ug/mL
							trans-1,3-Dichloropropene	2000 ug/mL
							Trichloroethene	2000 ug/mL
							Xylenes, Total	4000 ug/mL
.VMstd#2SECs_00005	03/16/16		Restek, Lot A0101295		(Purchased Reagent)		2-Butanone (MEK)	10000 ug/mL
							2-Hexanone	10000 ug/mL
							4-Methyl-2-pentanone (MIBK)	10000 ug/mL
							Acetone	10000 ug/mL
.VMstd#6SECs_00023	07/31/15		Restek, Lot A0108224		(Purchased Reagent)		Vinyl acetate	5000 ug/mL
8260SScorp_00013	06/01/15	05/01/15	METHANOL, Lot 125253	10 mL	VM8260SSTDs_00002	200 uL	1,2-Dichloroethane-d4 (Surr)	50 ug/mL
							4-Bromofluorobenzene	50 ug/mL
							Dibromofluoromethane (Surr)	50 ug/mL
							Toluene-d8 (Surr)	50 ug/mL
.VM8260SSTDs_00002	01/16/16		RESTEK, Lot A093505		(Purchased Reagent)		1,2-Dichloroethane-d4 (Surr)	2500 ug/mL
							4-Bromofluorobenzene	2500 ug/mL
							Dibromofluoromethane (Surr)	2500 ug/mL
							Toluene-d8 (Surr)	2500 ug/mL

RESTEK®
110 Benner Circle
Bellefonte, PA 16823-8812
Tel: (800)356-1688
Fax: (814)353-1309

www.restek.com

CERTIFIED REFERENCE MATERIAL

ACCREDITED
ISO Guide 34 Accredited
Reference Material Producer
Certificate #3222.01

ACCREDITED
ISO/IEC 17025 Accredited
Testing Laboratory
Certificate #3222.02

Certificate of Composition

FOR LABORATORY USE ONLY-READ SDS PRIOR TO USE.

This Reference Material is intended for Laboratory Use Only as a standard for the qualitative and/or quantitative determination of the analyte(s) listed.

Catalog No. : 569168 **Lot No.:** A0103120

Description : Burlington 8260/524 Standard

Burlington 8260/524 Standard 2,000-10,000 µg/ml, P&T Methanol, 1 ml/ampul

Container Size : 2 mL **Pkg Amt:** > 1 mL

Expiration Date : November 30, 2015 **Storage:** 0°C or colder

655562
ID: 8260customCAL_00001
Exp: 11/30/15 Prpd: MTP
RS#569168 8260 Custom Cal

655563
ID: 8260customCAL_00002
Exp: 11/30/15 Prpd: MTP
RS#569168 8260 Custom Cal

655564
ID: 8260customCAL_00003
Exp: 11/30/15 Prpd: MTP
RS#569168 8260 Custom Cal

CERTIFIED VALUES

Elution Order	Compound		Conc. (weight/volume)		Expanded Uncertainty (95% C.L.; K=2)			
	Diisopropyl ether (DIPE)		2,008.0	µg/mL	+/- 11.9269	µg/mL	Gravimetric	
	CAS # 108-20-3	(Lot SHBB6268V)			+/- 106.8892	µg/mL	Unstressed	
	Purity 99%				+/- 107.0070	µg/mL	Stressed	
2	Chloroprene (2-chloro-1,3-butadiene)		2,000.0	µg/mL	+/- 120.5806	µg/mL	Gravimetric	
	CAS # 126-99-8	(Lot 130611JLM)			+/- 160.4151	µg/mL	Unstressed	
	Purity 99%				+/- 160.4930	µg/mL	Stressed	
3	Ethyl-tert-butyl ether (ETBE)		2,000.0	µg/mL	+/- 11.8794	µg/mL	Gravimetric	
	CAS # 637-92-3	(Lot MKBP5984V)			+/- 106.4633	µg/mL	Unstressed	
	Purity 99%				+/- 106.5807	µg/mL	Stressed	
4	Propionitrile		10,072.0	µg/mL	+/- 59.1081	µg/mL	Gravimetric	
	CAS # 107-12-0	(Lot BCBK0700V)			+/- 536.0698	µg/mL	Unstressed	
	Purity 99%				+/- 536.6609	µg/mL	Stressed	
5	Methacrylonitrile		2,012.0	µg/mL	+/- 11.9507	µg/mL	Gravimetric	
	CAS # 126-98-7	(Lot 1012014)			+/- 107.1021	µg/mL	Unstressed	
	Purity 99%				+/- 107.2202	µg/mL	Stressed	
6	tert-Amyl methyl ether (TAME)		2,000.0	µg/mL	+/- 11.8794	µg/mL	Gravimetric	
	CAS # 994-05-8	(Lot OS1028/4V)			+/- 106.4633	µg/mL	Unstressed	
	Purity 99%				+/- 106.5807	µg/mL	Stressed	
7	Methyl methacrylate		2,010.0	µg/mL	+/- 11.9388	µg/mL	Gravimetric	
	CAS # 80-62-6	(Lot MKBK0839V)			+/- 106.9956	µg/mL	Unstressed	
	Purity 99%				+/- 107.1136	µg/mL	Stressed	

125 Market Street
New Haven, CT 06513
USA

AccuStandard® Inc.

Tel (203)786-5290
Fax (203)786-5287
www.AccuStandard.com

CERTIFICATE OF ANALYSIS

Catalog No: S-635-1S
Description: 1,2-Dichloro-1,1,2-Trifluoroethane Standard
Lot: 211011226
Solvent: Methanol
Hazards: **HIGHLY FLAMMABLE** - *Refer to SDS for safety info*



Danger 2

Date Certified: Jan 21, 2011
Expiration: Jan 21, 2021
Sample Size: 1 mL
Components: 1
Storage Condition: Freeze (<-10° C)

[X] Included on ISO/IEC 17025 Scope of Accreditation

[X] Included on ISO Guide 34 Scope of Accreditation

Component	CAS #	Purity %	Prepared Concentration[1] (µg/mL)	Certified Analyte Concentration[2] (µg/mL)
1,2-Dichloro-1,1,2-trifluoroethane	354-23-4	99.0	2016	1996

730564
ID: Freon 123A_00009
Exp: 01/21/21 Prpd: NEA
Freon 123A 2000 ug/ml

730563
ID: Freon 123A_00008
Exp: 01/21/21 Prpd: NEA
Freon 123A 2000 ug/ml

730562
ID: Freon 123A_00007
Exp: 01/21/21 Prpd: NEA
Freon 123A 2000 ug/ml

[1] All weights are traceable through NIST, Test No. 822/272103-05

[2] Certified Analyte Concentration = Purity x Prepared Concentration. The Uncertainty associated with the gravimetric values reported on this certificate is ±0.24%. The CRM Uncertainty calculated for this product is ±5%. These values are the expanded uncertainty and represent an estimated standard deviation equal to the positive square root of the total variation of the uncertainty of components. A normal distribution is assumed and a coverage factor of K=2 is chosen using approximately a 95% confidence level.

A product with a suffix (-1A, -2B, etc. or -01, -02, etc.) on its lot number has had its expiration date extended and is identical to the same lot number without the suffix.

Labels and certificates follow U.S. Conventions in reporting numerical values:
A comma (,) is used to separate units of one-thousand or greater.
A period (.) is used as a decimal place marker.

See reverse side for additional information

Certified By: Larry Decker, Organic QC Manager

For use in routine laboratory analysis.

AccuStandard is accredited to ISO Guide 34, ISO/IEC 17025 and certified to ISO 9001

OR-ORG-INO-001
Rev. 7/11

RESTEK®
110 Benner Circle
Bellefonte, PA 16823-8812
Tel: (800)356-1688
Fax: (814)353-1309

www.restek.com

CERTIFIED REFERENCE MATERIAL

Certificate of Analysis

ACCREDITED
ISO Guide 34 Accredited
Reference Material Producer
Certificate #3222.01

ilac-MRA

ACCREDITED
ISO/IEC 17025 Accredited
Testing Laboratory
Certificate #3222.02

FOR LABORATORY USE ONLY-READ SDS PRIOR TO USE.

This Reference Material is intended for Laboratory Use Only as a standard for the qualitative and/or quantitative determination of the analyte(s) listed.

Catalog No. : 568720 **Lot No.:** A0108734

Description : 8260 List 1/Std #5 Acrolein High

8260 List 1/Std #5 Acrolein High 19,750 µg/mL, Water, 1 mL/ampul

Container Size : 2 mL **Pkg Amt:** > 1 mL

Expiration Date : May 31, 2015 **Storage:** 10°C or colder

Handling: This product is photosensitive.

CERTIFIED VALUES

Elution Order	Compound		Grav. Conc. (weight/volume)	Expanded Uncertainty (95% C.L.; K=2)		
1	Acrolein		19,890.0 µg/mL	+/- 116.4603	µg/mL	Gravimetric
	CAS # 107-02-8	(Lot 150115JLM)		+/- 637.7359	µg/mL	Unstressed
	Purity 99%			+/- 741.2982	µg/mL	Stressed

Solvent: Water
CAS # 7732-18-5
Purity 99%

767133
ID: VM8260CALis_00076
Exp: 05/31/15 Prpd: MTP
RS568720 Acrolein 19,750

767134
ID: VM8260CALis_00077
Exp: 05/31/15 Prpd: MTP
RS568720 Acrolein 19,750

RESTEK®

110 Benner Circle
Bellefonte, PA 16823-8812
Tel: (800)356-1688
Fax: (814)353-1309

www.restek.com

CERTIFIED REFERENCE MATERIAL

ACCREDITED
ISO Guide 34 Accredited
Reference Material Producer
Certificate #3222.01

ACCREDITED
ISO/IEC 17025 Accredited
Testing Laboratory
Certificate #3222.02

Certificate of Analysis

FOR LABORATORY USE ONLY-READ SDS PRIOR TO USE.

This Reference Material is intended for Laboratory Use Only as a standard for the qualitative and/or quantitative determination of the analyte(s) listed.

Catalog No. : 568718 **Lot No.:** A0104551

Description : 8260 Internal Standard 2014

8260 Internal Standard 2014 250-5,000 ug/ml, P&T Methanol, 5 ml/ampul

Container Size : 5 mL **Pkg Amt:** > 5 mL

Expiration Date : July 31, 2019 **Storage:** 0°C or colder

624858

CERTIFIED VALUES

Elution Order	Compound		Grav. Conc. (weight/volume)	Expanded Uncertainty (95% C.L.; K=2)	
1	tert-Butyl-d9-alcohol **CAS #** 25725-11-5 **Purity** 99%	(Lot C158P9)	5,000.4 µg/mL	+/- 29.0728 µg/mL +/- 106.0454 µg/mL +/- 106.5159 µg/mL	Gravimetric Unstressed Stressed
2	2-Butanone-d5 **CAS #** 24313-50-6 **Purity** 99%	(Lot M276P12)	1,253.0 µg/mL	+/- 7.3019 µg/mL +/- 26.5775 µg/mL +/- 26.6954 µg/mL	Gravimetric Unstressed Stressed
3	Fluorobenzene **CAS #** 462-06-6 **Purity** 99%	(Lot 1380033)	251.2 µg/mL	+/- 1.4819 µg/mL +/- 5.3332 µg/mL +/- 5.3568 µg/mL	Gravimetric Unstressed Stressed
4	1,4-Dioxane-d8 **CAS #** 17647-74-4 **Purity** 99%	(Lot 11C-596)	5,000.6 µg/mL	+/- 29.0739 µg/mL +/- 106.0497 µg/mL +/- 106.5202 µg/mL	Gravimetric Unstressed Stressed
5	Chlorobenzene-d5 **CAS #** 3114-55-4 **Purity** 99%	(Lot PR-22736)	251.2 µg/mL	+/- 1.4819 µg/mL +/- 5.3332 µg/mL +/- 5.3568 µg/mL	Gravimetric Unstressed Stressed
6	1,4-Dichlorobenzene-d4 **CAS #** 3855-82-1 **Purity** 99%	(Lot PR-18488)	251.6 µg/mL	+/- 1.4842 µg/mL +/- 5.3417 µg/mL +/- 5.3653 µg/mL	Gravimetric Unstressed Stressed

733361
ID: VM8260ISTDs_00007
Exp: 07/30/19 Prpd: MTP
8260 ISTD 250/5000 UG/ML

733362
ID: VM8260ISTDs_00008
Exp: 07/30/19 Prpd: MTP
8260 ISTD 250/5000 UG/ML

733363
ID: VM8260ISTDs_00009
Exp: 07/30/19 Prpd: MTP
8260 ISTD 250/5000 UG/ML

RESTEK

110 Benner Circle
Bellefonte, PA 16823-8812
Tel: (800)356-1688
Fax: (814)353-1309

www.restek.com

Certificate of Analysis

ACCREDITED
ISO Guide 34 Accredited
Reference Material Producer
Certificate #3222.01

ilac-MRA

ACCREDITED
ISO/IEC 17025 Accredited
Testing Laboratory
Certificate #3232.02

FOR LABORATORY USE ONLY-READ MSDS PRIOR TO USE.

This Reference Material is intended for Laboratory Use Only as a standard for the qualitative and/or quantitative determination of the analyte(s) listed.

Catalog No. : 567641.sec **Lot No.:** A093733

Description : 8260 List 1 / Std #1 MegaMix

8260 List 1 / Std #1 MegaMix 1,000-50,000 µg/ml, P&T Methanol, 1 ml/ampul

Container Size : 2 mL **Pkg Amt:** > 1 mL

Expiration Date : February 2016 **Storage:** 0°C or colder

545078
ID: VM8260SEC #1s_00001
Exp: 02/28/16 Prpd: MTP
8260 list #1/std #1 2nd 1

545079
ID: VM8260SEC #1s_00002
Exp: 02/28/16 Prpd: MTP
8260 list #1/std #1 2nd 1

545080
ID: VM8260SEC #1s_00003
Exp: 02/28/16 Prpd: MTP
8260 list #1/std #1 2nd 1

F

545081
ID: VM8260SEC #1s_00004
Exp: 02/28/16 Prpd: MTP
8260 list #1/std #1 2nd 1

E S

Elution Order	Compound	Grav. Conc. (weight/volume)	Expanded Uncertainty (95% C.L.; K=2)		
1	Diethyl ether (ethyl ether)	2,000.0 µg/mL	+/- 11.6282	µg/mL	Gravimetric
	CAS # 60-29-7.SEC		+/- 44.2531	µg/mL	Unstressed
	Purity 99%		+/- 44.4335	µg/mL	Stressed
2	1,1,2-Trichlorotrifluoroethane (CFC-113)	2,000.0 µg/mL	+/- 11.6282	µg/mL	Gravimetric
	CAS # 76-13-1.SEC		+/- 44.2531	µg/mL	Unstressed
	Purity 99%		+/- 44.4335	µg/mL	Stressed
3	1,1-Dichloroethene	2,000.0 µg/mL	+/- 11.6282	µg/mL	Gravimetric
	CAS # 75-35-4.SEC		+/- 44.2531	µg/mL	Unstressed
	Purity 99%		+/- 44.4335	µg/mL	Stressed
4	tert-Butanol (TBA)	20,000.0 µg/mL	+/- 116.2756	µg/mL	Gravimetric
	CAS # 75-65-0.SEC		+/- 442.5291	µg/mL	Unstressed
	Purity 99%		+/- 444.3332	µg/mL	Stressed
5	Iodomethane (methyl iodide)	2,000.0 µg/mL	+/- 11.6284	µg/mL	Gravimetric
	CAS # 74-88-4.SEC		+/- 44.2540	µg/mL	Unstressed
	Purity 97%		+/- 44.4344	µg/mL	Stressed
6	Allyl chloride (3-chloropropene)	2,000.0 µg/mL	+/- 11.6281	µg/mL	Gravimetric
	CAS # 107-05-1.SEC		+/- 44.2527	µg/mL	Unstressed
	Purity 98%		+/- 44.4331	µg/mL	Stressed
7	Methyl acetate	10,000.0 µg/mL	+/- 58.1378	µg/mL	Gravimetric
	CAS # 79-20-9.SEC		+/- 221.2646	µg/mL	Unstressed
	Purity 99%		+/- 222.1666	µg/mL	Stressed
8	Carbon disulfide	2,000.0 µg/mL	+/- 11.6281	µg/mL	Gravimetric
	CAS # 75-15-0.SEC		+/- 44.2527	µg/mL	Unstressed
	Purity 98%		+/- 44.4331	µg/mL	Stressed
9	Methylene chloride (dichloromethane)	2,000.0 µg/mL	+/- 11.6282	µg/mL	Gravimetric
	CAS # 75-09-2.SEC		+/- 44.2531	µg/mL	Unstressed
	Purity 99%		+/- 44.4335	µg/mL	Stressed

29	Methylcyclohexane	2,000.0	µg/mL	+/-	11.6282	µg/mL	Gravimetric
	CAS # 108-87-2.SEC			+/-	44.2531	µg/mL	Unstressed
	Purity 99%			+/-	44.4335	µg/mL	Stressed
30	1,2-Dichloropropane	2,000.0	µg/mL	+/-	11.6282	µg/mL	Gravimetric
	CAS # 78-87-5.SEC			+/-	44.2531	µg/mL	Unstressed
	Purity 99%			+/-	44.4335	µg/mL	Stressed
31	1,4-Dioxane	40,000.0	µg/mL	+/-	232.5513	µg/mL	Gravimetric
	CAS # 123-91-1.SEC			+/-	885.0582	µg/mL	Unstressed
	Purity 99%			+/-	888.6665	µg/mL	Stressed
32	Dibromomethane	2,000.0	µg/mL	+/-	11.6282	µg/mL	Gravimetric
	CAS # 74-95-3.SEC			+/-	44.2531	µg/mL	Unstressed
	Purity 99%			+/-	44.4335	µg/mL	Stressed
33	Bromodichloromethane	2,000.1	µg/mL	+/-	11.6290	µg/mL	Gravimetric
	CAS # 75-27-4.SEC			+/-	44.2562	µg/mL	Unstressed
	Purity 97%			+/-	44.4366	µg/mL	Stressed
34	cis-1,3-Dichloropropene	2,000.0	µg/mL	+/-	11.6282	µg/mL	Gravimetric
	CAS # 10061-01-5.SEC			+/-	44.2531	µg/mL	Unstressed
	Purity 99%			+/-	44.4335	µg/mL	Stressed
35	Toluene	2,000.0	µg/mL	+/-	11.6282	µg/mL	Gravimetric
	CAS # 108-88-3.SEC			+/-	44.2531	µg/mL	Unstressed
	Purity 99%			+/-	44.4335	µg/mL	Stressed
36	Ethyl methacrylate	2,000.0	µg/mL	+/-	11.6282	µg/mL	Gravimetric
	CAS # 97-63-2.SEC			+/-	44.2531	µg/mL	Unstressed
	Purity 99%			+/-	44.4335	µg/mL	Stressed
37	trans-1,3-Dichloropropene	2,000.0	µg/mL	+/-	11.6281	µg/mL	Gravimetric
	CAS # 10061-02-6.SEC			+/-	44.2527	µg/mL	Unstressed
	Purity 98%			+/-	44.4331	µg/mL	Stressed
38	1,1,2-Trichloroethane	2,000.0	µg/mL	+/-	11.6282	µg/mL	Gravimetric
	CAS # 79-00-5.SEC			+/-	44.2531	µg/mL	Unstressed
	Purity 99%			+/-	44.4335	µg/mL	Stressed
39	1,3-Dichloropropane	2,000.0	µg/mL	+/-	11.6282	µg/mL	Gravimetric
	CAS # 142-28-9.SEC			+/-	44.2531	µg/mL	Unstressed
	Purity 99%			+/-	44.4335	µg/mL	Stressed
40	Tetrachloroethene	2,000.0	µg/mL	+/-	11.6282	µg/mL	Gravimetric
	CAS # 127-18-4.SEC			+/-	44.2531	µg/mL	Unstressed
	Purity 99%			+/-	44.4335	µg/mL	Stressed
41	Dibromochloromethane	2,000.1	µg/mL	+/-	11.6290	µg/mL	Gravimetric
	CAS # 124-48-1.SEC			+/-	44.2562	µg/mL	Unstressed
	Purity 97%			+/-	44.4366	µg/mL	Stressed
42	1,2-Dibromoethane (EDB)	2,000.0	µg/mL	+/-	11.6282	µg/mL	Gravimetric
	CAS # 106-93-4.SEC			+/-	44.2531	µg/mL	Unstressed
	Purity 99%			+/-	44.4335	µg/mL	Stressed
43	Chlorobenzene	2,000.0	µg/mL	+/-	11.6282	µg/mL	Gravimetric
	CAS # 108-90-7.SEC			+/-	44.2531	µg/mL	Unstressed
	Purity 99%			+/-	44.4335	µg/mL	Stressed
44	1,1,1,2-Tetrachloroethane	2,000.0	µg/mL	+/-	11.6282	µg/mL	Gravimetric
	CAS # 630-20-6.SEC			+/-	44.2531	µg/mL	Unstressed
	Purity 99%			+/-	44.4335	µg/mL	Stressed
45	m-Xylene	1,000.0	µg/mL	+/-	5.8141	µg/mL	Gravimetric
	CAS # 108-38-3.SEC			+/-	22.1265	µg/mL	Unstressed
	Purity 99%			+/-	22.2167	µg/mL	Stressed
46	p-Xylene	1,000.0	µg/mL	+/-	5.8141	µg/mL	Gravimetric
	CAS # 106-42-3.SEC			+/-	22.1265	µg/mL	Unstressed
	Purity 99%			+/-	22.2167	µg/mL	Stressed
47	o-Xylene	2,000.0	µg/mL	+/-	11.6282	µg/mL	Gravimetric
	CAS # 95-47-6.SEC			+/-	44.2531	µg/mL	Unstressed
	Purity 99%			+/-	44.4335	µg/mL	Stressed

67	1,2-Dichlorobenzene	2,000.0	µg/mL	+/-	11.6282	µg/mL	Gravimetric
	CAS # 95-50-1.SEC			+/-	44.2531	µg/mL	Unstressed
	Purity 99%			+/-	44.4335	µg/mL	Stressed
68	1,2-Dibromo-3-chloropropane	2,000.0	µg/mL	+/-	11.6284	µg/mL	Gravimetric
	CAS # 96-12-8.SEC			+/-	44.2540	µg/mL	Unstressed
	Purity 97%			+/-	44.4344	µg/mL	Stressed
69	1,2,4-Trichlorobenzene	2,000.0	µg/mL	+/-	11.6282	µg/mL	Gravimetric
	CAS # 120-82-1.SEC			+/-	44.2531	µg/mL	Unstressed
	Purity 99%			+/-	44.4335	µg/mL	Stressed
70	Hexachlorobutadiene	2,000.0	µg/mL	+/-	11.6284	µg/mL	Gravimetric
	CAS # 87-68-3.SEC			+/-	44.2540	µg/mL	Unstressed
	Purity 97%			+/-	44.4344	µg/mL	Stressed
71	Naphthalene	2,000.0	µg/mL	+/-	11.6282	µg/mL	Gravimetric
	CAS # 91-20-3.SEC			+/-	44.2531	µg/mL	Unstressed
	Purity 99%			+/-	44.4335	µg/mL	Stressed
72	1,2,3-Trichlorobenzene	2,000.0	µg/mL	+/-	11.6282	µg/mL	Gravimetric
	CAS # 87-61-6.SEC			+/-	44.2531	µg/mL	Unstressed
	Purity 99%			+/-	44.4335	µg/mL	Stressed

Solvent: P&T Methanol
CAS # 67-56-1
Purity 99%

Column:
60m x .25mm x 1.4um
Rtx-502.2 (cat.#10916)

Carrier Gas:
helium-constant pressure 30 psi

Temp. Program:
40°C (hold 6 min.) to 240°C
@ 6°C/min. (hold 10 min.)

Inj. Temp:
200°C

Det. Temp:
250°C

Det. Type:
MSD

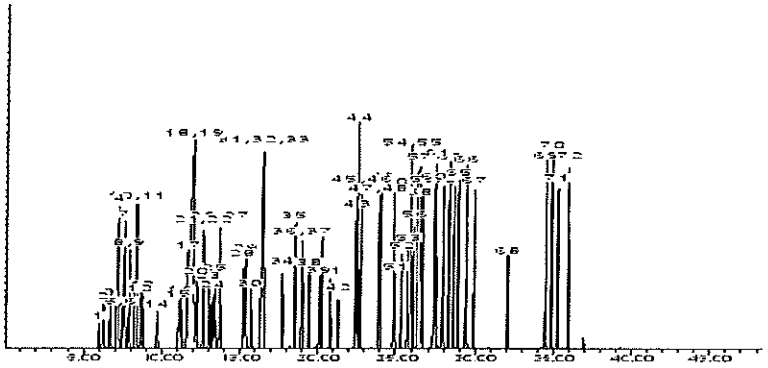

Jennifer L. Pollino - QC Analyst

Date Passed: 01-Mar-2013 **Balance:** 1127510105

Manufactured under Restek's ISO 9001:2008 Registered Quality System Certificate #FM 80397

RESTEK

110 Benner Circle
Bellefonte, PA 16823-8812
Tel: (800)356-1688
Fax: (814)353-1309

www.restek.com

ACCREDITED
ISO Guide 34 Accredited
Reference Material Producer
Certificate #3222.01

ilac-MRA

ACCREDITED
ISO/IEC 17025 Accredited
Testing Laboratory
Certificate #3272.01

Certificate of Analysis

FOR LABORATORY USE ONLY-READ MSDS PRIOR TO USE.

This Reference Material is intended for Laboratory Use Only as a standard for the qualitative and/or quantitative determination of the analyte(s) listed.

Catalog No. : 567650 **Lot No.:** A093505

Description : 8260 Surrogate Standard

8260 Surrogate Standard 2,500 ug/ml, P&T Methanol, 5 ml/ampul

Container Size : 5 mL **Pkg Amt:** > 5 mL

Expiration Date : February 2018 **Storage:** 0°C or colder

CERTIFIED VALUES

Elution Order	Compound	Grav. Conc. (weight/volume)	Expanded Uncertainty (95% C.L.; K=2)	
1	Dibromofluoromethane	2,500.0 µg/mL	+/- 14.5352 µg/mL	Gravimetric
	CAS # 1868-53-7		+/- 30.1344 µg/mL	Unstressed
	Purity 99%		+/- 34.0022 µg/mL	Stressed
2	1,2-Dichloroethane-d4	2,500.0 µg/mL	+/- 14.5352 µg/mL	Gravimetric
	CAS # 17060-07-0		+/- 30.1344 µg/mL	Unstressed
	Purity 99%		+/- 34.0022 µg/mL	Stressed
3	Toluene-d8	2,500.0 µg/mL	+/- 14.5352 µg/mL	Gravimetric
	CAS # 2037-26-5		+/- 30.1344 µg/mL	Unstressed
	Purity 99%		+/- 34.0022 µg/mL	Stressed
4	1-Bromo-4-fluorobenzene (BFB)	2,500.0 µg/mL	+/- 14.5352 µg/mL	Gravimetric
	CAS # 460-00-4		+/- 30.1344 µg/mL	Unstressed
	Purity 99%		+/- 34.0022 µg/mL	Stressed

Solvent: P&T Methanol
CAS # 67-56-1
Purity 99%

544873
ID: VM8260SSTDs_00001
Exp: 02/28/18 Prpd:
8260 SSTD 2500 UG/ML

544874
ID: VM8260SSTDs_00002
Exp: 02/28/18 Prpd: MTP
8260 SSTD 2500 UG/ML

110 Benner Circle
Bellefonte, PA 16823-8812
Tel: (800)356-1688
Fax: (814)353-1309

www.restek.com

ACCREDITED
ISO Guide 34 Accredited
Reference Material Producer
Certificate #3222.01

ACCREDITED
ISO/IEC 17025 Accredited
Testing Laboratory
Certificate #3222.03

Certificate of Analysis

FOR LABORATORY USE ONLY-READ MSDS PRIOR TO USE.

This Reference Material is intended for Laboratory Use Only as a standard for the qualitative and/or quantitative determination of the analyte(s) listed.

atalog No. : 567641 **Lot No.:** A093581

escription : 8260 List 1 / Std #1 MegaMix

8260 List 1 / Std #1 MegaMix 1000-50,000 µg/ml, P&T Methanol, 1 ml/ampul

ntainer Size : 2 mL **Pkg Amt:** > 1 mL

piration Date : February 2016 **Storage:** 0°C or colder

545072
ID: VM8260std #1s_00001
Exp: 02/28/16 Prpd: MTP
8260 list #1/std #1 1000-

545073
ID: VM8260std #1s_00002
Exp: 02/28/16 Prpd: MTP
8260 list #1/std #1 1000-

[redacted]
8260 list #1/std #1 1000-

R [redacted] L U E S

Elution Order	Compound	Gravimetric Concentration (weight/volume)	Expanded Uncertainty (95% C.L.; K=2)	
	Diethyl ether (ethyl ether) **CAS #** 60-29-7 **Purity** 99%	2,000.0 µg/mL	+/- 11.6282 µg/mL +/- 44.2531 µg/mL +/- 44.4335 µg/mL	Gravimetric Unstressed Stressed
	1,1,2-Trichlorotrifluoroethane (CFC-113) **CAS #** 76-13-1 **Purity** 97%	1,999.9 µg/mL	+/- 11.6279 µg/mL +/- 44.2519 µg/mL +/- 44.4323 µg/mL	Gravimetric Unstressed Stressed
	1,1-dichloroethene **CAS #** 75-35-4 **Purity** 98%	2,000.0 µg/mL	+/- 11.6281 µg/mL +/- 44.2527 µg/mL +/- 44.4331 µg/mL	Gravimetric Unstressed Stressed
	tert-Butanol (TBA) **CAS #** 75-65-0 **Purity** 99%	20,000.0 µg/mL	+/- 116.2756 µg/mL +/- 442.5291 µg/mL +/- 444.3332 µg/mL	Gravimetric Unstressed Stressed
	Iodomethane (methyl iodide) **CAS #** 74-88-4 **Purity** 99%	2,000.0 µg/mL	+/- 11.6282 µg/mL +/- 44.2531 µg/mL +/- 44.4335 µg/mL	Gravimetric Unstressed Stressed
	Allyl chloride (3-chloropropene) **CAS #** 107-05-1 **Purity** 98%	2,000.0 µg/mL	+/- 11.6281 µg/mL +/- 44.2527 µg/mL +/- 44.4331 µg/mL	Gravimetric Unstressed Stressed
	Methyl acetate **CAS #** 79-20-9 **Purity** 99%	10,000.0 µg/mL	+/- 58.1378 µg/mL +/- 221.2646 µg/mL +/- 222.1666 µg/mL	Gravimetric Unstressed Stressed
	Carbon disulfide **CAS #** 75-15-0 **Purity** 98%	2,000.0 µg/mL	+/- 11.6281 µg/mL +/- 44.2527 µg/mL +/- 44.4331 µg/mL	Gravimetric Unstressed Stressed
	Methylene chloride (dichloromethane) **CAS #** 75-09-2 **Purity** 99%	2,000.0 µg/mL	+/- 11.6282 µg/mL +/- 44.2531 µg/mL +/- 44.4335 µg/mL	Gravimetric Unstressed Stressed

29	Methylcyclohexane	2,000.0	µg/mL	+/-	11.6282	µg/mL	Gravimetric
	CAS # 108-87-2			+/-	44.2531	µg/mL	Unstressed
	Purity 99%			+/-	44.4335	µg/mL	Stressed
30	1,2-Dichloropropane	2,000.0	µg/mL	+/-	11.6282	µg/mL	Gravimetric
	CAS # 78-87-5			+/-	44.2531	µg/mL	Unstressed
	Purity 99%			+/-	44.4335	µg/mL	Stressed
31	1,4-Dioxane	40,000.0	µg/mL	+/-	232.5513	µg/mL	Gravimetric
	CAS # 123-91-1			+/-	885.0582	µg/mL	Unstressed
	Purity 99%			+/-	888.6665	µg/mL	Stressed
32	Dibromomethane	2,000.0	µg/mL	+/-	11.6282	µg/mL	Gravimetric
	CAS # 74-95-3			+/-	44.2531	µg/mL	Unstressed
	Purity 99%			+/-	44.4335	µg/mL	Stressed
33	bromodichloromethane	2,000.0	µg/mL	+/-	11.6284	µg/mL	Gravimetric
	CAS # 75-27-4			+/-	44.2540	µg/mL	Unstressed
	Purity 97%			+/-	44.4344	µg/mL	Stressed
34	cis-1,3-Dichloropropene	2,000.0	µg/mL	+/-	11.6282	µg/mL	Gravimetric
	CAS # 10061-01-5			+/-	44.2531	µg/mL	Unstressed
	Purity 99%			+/-	44.4335	µg/mL	Stressed
35	Toluene	2,000.0	µg/mL	+/-	11.6282	µg/mL	Gravimetric
	CAS # 108-88-3			+/-	44.2531	µg/mL	Unstressed
	Purity 99%			+/-	44.4335	µg/mL	Stressed
36	Ethyl methacrylate	2,000.0	µg/mL	+/-	11.6282	µg/mL	Gravimetric
	CAS # 97-63-2			+/-	44.2531	µg/mL	Unstressed
	Purity 99%			+/-	44.4335	µg/mL	Stressed
37	trans-1,3-Dichloropropene	2,000.0	µg/mL	+/-	11.6284	µg/mL	Gravimetric
	CAS # 10061-02-6			+/-	44.2540	µg/mL	Unstressed
	Purity 97%			+/-	44.4344	µg/mL	Stressed
38	1,1,2-Trichloroethane	2,000.0	µg/mL	+/-	11.6282	µg/mL	Gravimetric
	CAS # 79-00-5			+/-	44.2531	µg/mL	Unstressed
	Purity 99%			+/-	44.4335	µg/mL	Stressed
39	1,3-Dichloropropane	2,000.0	µg/mL	+/-	11.6282	µg/mL	Gravimetric
	CAS # 142-28-9			+/-	44.2531	µg/mL	Unstressed
	Purity 99%			+/-	44.4335	µg/mL	Stressed
40	Tetrachloroethene	2,000.0	µg/mL	+/-	11.6282	µg/mL	Gravimetric
	CAS # 127-18-4			+/-	44.2531	µg/mL	Unstressed
	Purity 99%			+/-	44.4335	µg/mL	Stressed
41	dibromochloromethane	2,000.0	µg/mL	+/-	11.6281	µg/mL	Gravimetric
	CAS # 124-48-1			+/-	44.2527	µg/mL	Unstressed
	Purity 98%			+/-	44.4331	µg/mL	Stressed
42	1,2-Dibromoethane (EDB)	2,000.0	µg/mL	+/-	11.6282	µg/mL	Gravimetric
	CAS # 106-93-4			+/-	44.2531	µg/mL	Unstressed
	Purity 99%			+/-	44.4335	µg/mL	Stressed
43	Chlorobenzene	2,000.0	µg/mL	+/-	11.6282	µg/mL	Gravimetric
	CAS # 108-90-7			+/-	44.2531	µg/mL	Unstressed
	Purity 99%			+/-	44.4335	µg/mL	Stressed
44	1,1,1,2-Tetrachloroethane	2,000.0	µg/mL	+/-	11.6282	µg/mL	Gravimetric
	CAS # 630-20-6			+/-	44.2531	µg/mL	Unstressed
	Purity 99%			+/-	44.4335	µg/mL	Stressed
45	m-Xylene	1,000.0	µg/mL	+/-	5.8141	µg/mL	Gravimetric
	CAS # 108-38-3			+/-	22.1265	µg/mL	Unstressed
	Purity 99%			+/-	22.2167	µg/mL	Stressed
46	p-Xylene	1,000.0	µg/mL	+/-	5.8141	µg/mL	Gravimetric
	CAS # 106-42-3			+/-	22.1265	µg/mL	Unstressed
	Purity 99%			+/-	22.2167	µg/mL	Stressed
47	o-Xylene	2,000.0	µg/mL	+/-	11.6282	µg/mL	Gravimetric
	CAS # 95-47-6			+/-	44.2531	µg/mL	Unstressed
	Purity 99%			+/-	44.4335	µg/mL	Stressed

67	1,2-Dichlorobenzene	2,000.0	µg/mL	+/-	11.6282	µg/mL	Gravimetric
	CAS # 95-50-1			+/-	44.2531	µg/mL	Unstressed
	Purity 99%			+/-	44.4335	µg/mL	Stressed
68	1,2-Dibromo-3-chloropropane	2,000.0	µg/mL	+/-	11.6282	µg/mL	Gravimetric
	CAS # 96-12-8			+/-	44.2531	µg/mL	Unstressed
	Purity 99%			+/-	44.4335	µg/mL	Stressed
69	1,2,4-Trichlorobenzene	2,000.0	µg/mL	+/-	11.6282	µg/mL	Gravimetric
	CAS # 120-82-1			+/-	44.2531	µg/mL	Unstressed
	Purity 99%			+/-	44.4335	µg/mL	Stressed
70	Hexachlorobutadiene	2,000.0	µg/mL	+/-	11.6284	µg/mL	Gravimetric
	CAS # 87-68-3			+/-	44.2540	µg/mL	Unstressed
	Purity 97%			+/-	44.4344	µg/mL	Stressed
71	Naphthalene	2,000.0	µg/mL	+/-	11.6282	µg/mL	Gravimetric
	CAS # 91-20-3			+/-	44.2531	µg/mL	Unstressed
	Purity 99%			+/-	44.4335	µg/mL	Stressed
72	1,2,3-Trichlorobenzene	2,000.0	µg/mL	+/-	11.6282	µg/mL	Gravimetric
	CAS # 87-61-6			+/-	44.2531	µg/mL	Unstressed
	Purity 99%			+/-	44.4335	µg/mL	Stressed

Solvent: P&T Methanol
CAS # 67-56-1
Purity 99%

Column:
60m x .25mm x 1.4um
Rtx-502.2 (cat.#10916)

Carrier Gas:
helium-constant pressure 30 psi

Temp. Program:
40°C (hold 6 min.) to 240°C
@ 6°C/min. (hold 10 min.)

Inj. Temp:
200°C

Det. Temp:
250°C

Det. Type:
MSD

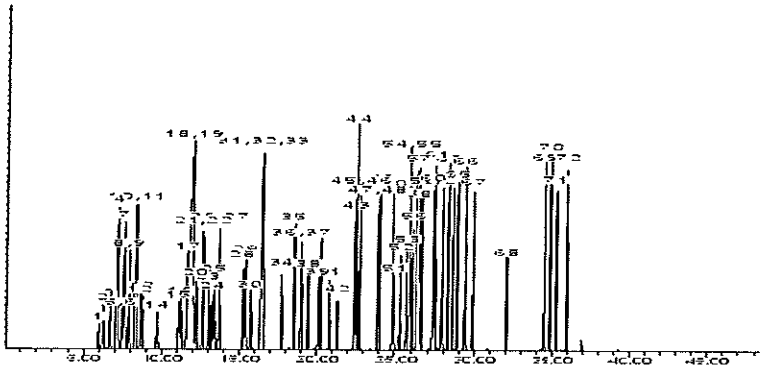

Jennifer L. Pollino - QC Analyst

Date Passed: 01-Mar-2013 **Balance:** B251644995

Manufactured under Restek's ISO 9001:2008
Registered Quality System
Certificate #FM 80397

RESTEK

110 Benner Circle
Bellefonte, PA 16823-8812
Tel: (800)356-1688
Fax: (814)353-1309

www.restek.com

ACCREDITED
ISO Guide 34 Accredited
Reference Material Producer
Certificate #3222.01

ilac-MRA

ACCREDITED
ISO/IEC 17025 Accredited
Testing Laboratory
Certificate #3222.02

Certificate of Analysis

FOR LABORATORY USE ONLY-READ MSDS PRIOR TO USE.

This Reference Material is intended for Laboratory Use Only as a standard for the qualitative and/or quantitative determination of the analyte(s) listed.

Catalog No. : 567642 **Lot No.:** A093365

Description : 8260 List 1 / Std #2 Ketones

8260 List 1 / Std #2 Ketones 10,000 ug/ml, P&T Methanol/Water (90:10), 1 ml/ampul

Container Size : 2 mL **Pkg Amt:** > 1 mL

Expiration Date : February 2016 **Storage:** 0°C or colder

CERTIFIED VALUES

Elution Order	Compound	Grav. Conc. (weight/volume)	Expanded Uncertainty (95% C.L.; K=2)		
1	Acetone	10,000.0 µg/mL	+/- 58.1378	µg/mL	Gravimetric
	CAS # 67-64-1		+/- 798.6896	µg/mL	Unstressed
	Purity 99%		+/- 799.0807	µg/mL	Stressed
2	2-Butanone (MEK)	10,000.0 µg/mL	+/- 58.1378	µg/mL	Gravimetric
	CAS # 78-93-3		+/- 798.6896	µg/mL	Unstressed
	Purity 99%		+/- 799.0807	µg/mL	Stressed
3	4-Methyl-2-pentanone (MIBK)	10,000.0 µg/mL	+/- 58.1378	µg/mL	Gravimetric
	CAS # 108-10-1		+/- 798.6896	µg/mL	Unstressed
	Purity 99%		+/- 799.0807	µg/mL	Stressed
4	2-Hexanone	10,000.0 µg/mL	+/- 58.1378	µg/mL	Gravimetric
	CAS # 591-78-6		+/- 798.6896	µg/mL	Unstressed
	Purity 99%		+/- 799.0807	µg/mL	Stressed

Solvent: P&T Methanol/Water (90:10)
CAS # 67-56-1/7732-18-5
Purity 99%









RESTEK® CERTIFIED REFERENCE MATERIAL

110 Benner Circle
Bellefonte, PA 16823-8812
Tel: (800)356-1688
Fax: (814)353-1309

www.restek.com

Certificate of Analysis

ACCREDITED
ISO Guide 34 Accredited
Reference Material Producer
Certificate #3222.01

ilac-MRA

ACCREDITED
ISO/IEC 17025 Accredited
Testing Laboratory
Certificate #3222.02

FOR LABORATORY USE ONLY-READ SDS PRIOR TO USE.

This Reference Material is intended for Laboratory Use Only as a standard for the qualitative and/or quantitative determination of the analyte(s) listed.

Catalog No. : 567642.SEC **Lot No.:** A0101295

Description : 8260 List 1 / Std #2 Ketones

8260/624 Ketones Standard 10,000 ug/ml, P&T Methanol/Water (90:10), 1 ml/ampul

Container Size : 2 mL **Pkg Amt:** > 1 mL

Expiration Date : February 28, 2017 **Storage:** 0°C or colder

CERTIFIED VALUES

Elution Order	Compound	Grav. Conc. (weight/volume)	Expanded Uncertainty (95% C.L.; K=2)	
1	Acetone	10,015.2 µg/mL	+/- 58.6412 µg/mL	Gravimetric
	CAS # 67-64-1.SEC (Lot 0902033)		+/- 533.0320 µg/mL	Unstressed
	Purity 99%		+/- 533.6197 µg/mL	Stressed
2	2-Butanone (MEK)	10,010.0 µg/mL	+/- 58.6108 µg/mL	Gravimetric
	CAS # 78-93-3.SEC (Lot VEGGI)		+/- 532.7553 µg/mL	Unstressed
	Purity 99%		+/- 533.3427 µg/mL	Stressed
3	4-Methyl-2-pentanone (MIBK)	10,012.4 µg/mL	+/- 58.6248 µg/mL	Gravimetric
	CAS # 108-10-1.SEC (Lot E29T040)		+/- 532.8830 µg/mL	Unstressed
	Purity 99%		+/- 533.4706 µg/mL	Stressed
4	2-Hexanone	10,016.4 µg/mL	+/- 58.6482 µg/mL	Gravimetric
	CAS # 591-78-6.SEC (Lot ZSVCD-FF)		+/- 533.0959 µg/mL	Unstressed
	Purity 99%		+/- 533.6837 µg/mL	Stressed

Solvent: P&T Methanol/Water (90:10)
CAS # 67-56-1/7732-18-5
Purity 99%

689221
ID: VMstd#2SECs_00005
Exp: 02/28/17 Prpd: MTP
Ketones 2nd Source 10,000

689222
ID: VMstd#2SECs_00006
Exp: 02/28/17 Prpd: MTP
Ketones 2nd Source 10,000

689223
ID: VMstd#2SECs_00007
Exp: 02/28/17 Prpd: MTP
Ketones 2nd Source 10,000

RESTEK®
110 Benner Circle
Bellefonte, PA 16823-8812
Tel: (800)356-1688
Fax: (814)353-1309

www.restek.com

CERTIFIED REFERENCE MATERIAL

ACCREDITED
ISO Guide 34 Accredited
Reference Material Producer
Certificate #3222.01

Certificate of Analysis

ilac-MRA

ACCREDITED
ISO/IEC 17025 Accredited
Testing Laboratory
Certificate #3222.02

FOR LABORATORY USE ONLY-READ SDS PRIOR TO USE.

This Reference Material is intended for Laboratory Use Only as a standard for the qualitative and/or quantitative determination of the analyte(s) listed.

Catalog No. : 569722 **Lot No.:** A0108198

Description : 8260 List 1 / Std #3 Gases (2015)

8260 List 1 / Std #3 Gases (2015) 2,500 ug/ml, P&T Methanol, 1 ml/ampul

Container Size : 2 mL **Pkg Amt:** > 1 mL

Expiration Date : January 31, 2018 **Storage:** 0°C or colder

768816
ID: VMstd#3s_00021
Exp: 01/31/18 Prpd: JSW
Gases 2500 ug/ml

768817
ID: VMstd#3s_00022
Exp: 01/31/18 Prpd: JSW
Gases 2500 ug/ml

768819
ID: VMstd#3s_00023
Exp: 01/31/18 Prpd: JSW
Gases 2500 ug/ml

768820
ID: VMstd#3s_00024
Exp: 01/31/18 Prpd: JSW
Gases 2500 ug/ml

D

768822
ID: VMstd#3s_00025
Exp: 01/31/18 Prpd: JSW
Gases 2500 ug/ml

Elution Order	Compound		Grav. Conc. (weight/volume)		Expanded Uncertainty (95% C.L.; K=2)		
1	Dichlorodifluoromethane (CFC-12)		2,504.8 µg/mL		+/- 21.9788	µg/mL	Gravimetric
	CAS # 75-71-8	(Lot Q167-08)			+/- 32.6918	µg/mL	Unstressed
	Purity 99%				+/- 36.4326	µg/mL	Stressed
2	Chloromethane (methyl chloride)		2,509.8 µg/mL		+/- 19.6377	µg/mL	Gravimetric
	CAS # 74-87-3	(Lot SHBC8470V)			+/- 31.2039	µg/mL	Unstressed
	Purity 99%				+/- 35.1185	µg/mL	Stressed
3	Vinyl chloride		2,515.3 µg/mL		+/- 22.1368	µg/mL	Gravimetric
	CAS # 75-01-4	(Lot 17542)			+/- 32.8734	µg/mL	Unstressed
	Purity 99%				+/- 36.6254	µg/mL	Stressed
4	1,3-Butadiene		2,498.0 µg/mL		+/- 23.6713	µg/mL	Gravimetric
	CAS # 106-99-0	(Lot SHBD5808V)			+/- 33.8065	µg/mL	Unstressed
	Purity 99%				+/- 37.4176	µg/mL	Stressed
5	Bromomethane (methyl bromide)		2,503.7 µg/mL		+/- 30.8470	µg/mL	Gravimetric
	CAS # 74-83-9	(Lot 101604)			+/- 39.2011	µg/mL	Unstressed
	Purity 99%				+/- 42.3685	µg/mL	Stressed
6	Chloroethane (ethyl chloride)		2,507.7 µg/mL		+/- 21.9404	µg/mL	Gravimetric
	CAS # 75-00-3	(Lot SHBD1717V)			+/- 32.6873	µg/mL	Unstressed
	Purity 99%				+/- 36.4370	µg/mL	Stressed
7	Dichlorofluoromethane (CFC-21)		2,500.7 µg/mL		+/- 26.0039	µg/mL	Gravimetric
	CAS # 75-43-4	(Lot Q9B-58)			+/- 35.4965	µg/mL	Unstressed
	Purity 99%				+/- 38.9583	µg/mL	Stressed

RESTEK®
110 Benner Circle
Bellefonte, PA 16823-8812
Tel: (800)356-1688
Fax: (814)353-1309

www.restek.com

CERTIFIED REFERENCE MATERIAL

Certificate of Analysis

ACCREDITED
ISO Guide 34 Accredited
Reference Material Producer
Certificate #3222.01

ACCREDITED
ISO/IEC 17025 Accredited
Testing Laboratory
Certificate #3222.01

FOR LABORATORY USE ONLY-READ SDS PRIOR TO USE.

This Reference Material is intended for Laboratory Use Only as a standard for the qualitative and/or quantitative determination of the analyte(s) listed.

Catalog No. : 569722.sec **Lot No.:** A0108226

Description : 8260 List 1 / Std #3 Gases (2015)

8260 List 1 / Std #3 Gases (2015) 2,500 ug/ml, P&T Methanol, 1 ml/ampul

Container Size : 2 mL **Pkg Amt:** > 1 mL

Expiration Date : January 31, 2018 **Storage:** 0°C or colder

768823
ID: VMstd#3SECs_00023
Exp: 01/31/18 Prpd: JSW
Gases 2nd Source 2500 ug/

768824
ID: VMstd#3SECs_00024
Exp: 01/31/18 Prpd: JSW
Gases 2nd Source 2500 ug/

768825
ID: VMstd#3SECs_00025
Exp: 01/31/18 Prpd: JSW
Gases 2nd Source 2500 ug/

768826
ID: VMstd#3SECs_00026
Exp: 01/31/18 Prpd: JSW
Gases 2nd Source 2500 ug/

768827
ID: VMstd#3SECs_00027
Exp: 01/31/18 Prpd: JSW
Gases 2nd Source 2500 ug/

Elution Order	Compound	Grav. Conc. (weight/volume)	Expanded Uncertainty (95% C.L.; K=2)		
1	Dichlorodifluoromethane (CFC-12) **CAS #** 75-71-8.SEC (Lot 19630) **Purity** 99%	2,494.8 µg/mL	+/- 23.5521 +/- 33.7009 +/- 37.3133	µg/mL µg/mL µg/mL	Gravimetric Unstressed Stressed
2	Chloromethane (methyl chloride) **CAS #** 74-87-3.SEC (Lot 18343) **Purity** 99%	2,505.6 µg/mL	+/- 26.4745 +/- 35.8743 +/- 39.3156	µg/mL µg/mL µg/mL	Gravimetric Unstressed Stressed
3	Vinyl chloride **CAS #** 75-01-4.SEC (Lot MKBK6872V) **Purity** 99%	2,499.8 µg/mL	+/- 25.3054 +/- 34.9816 +/- 38.4872	µg/mL µg/mL µg/mL	Gravimetric Unstressed Stressed
4	1,3-Butadiene **CAS #** 106-99-0.SEC (Lot 18349) **Purity** 99%	2,505.4 µg/mL	+/- 23.1450 +/- 33.4914 +/- 37.1536	µg/mL µg/mL µg/mL	Gravimetric Unstressed Stressed
5	Bromomethane (methyl bromide) **CAS #** 74-83-9.SEC (Lot Q119-46) **Purity** 99%	2,495.4 µg/mL	+/- 25.3762 +/- 35.0038 +/- 38.4957	µg/mL µg/mL µg/mL	Gravimetric Unstressed Stressed
6	Chloroethane (ethyl chloride) **CAS #** 75-00-3.SEC (Lot Q18B-13) **Purity** 99%	2,499.5 µg/mL	+/- 21.8687 +/- 32.5806 +/- 36.3180	µg/mL µg/mL µg/mL	Gravimetric Unstressed Stressed
7	Dichlorofluoromethane (CFC-21) **CAS #** 75-43-4.SEC (Lot SHBC0858V) **Purity** 99%	2,511.0 µg/mL	+/- 21.9690 +/- 32.7299 +/- 36.4846	µg/mL µg/mL µg/mL	Gravimetric Unstressed Stressed

RESTEK

110 Benner Circle
Bellefonte, PA 16823-8812
Tel: (800)356-1688
Fax: (814)353-1309

www.restek.com

ACCREDITED
ISO Guide 34 Accredited
Reference Material Producer
Certificate #3222.01

ilac-MRA

ACCREDITED
ISO/IEC 17025 Accredited
Testing Laboratory
Certificate #3222.02

Certificate of Analysis

FOR LABORATORY USE ONLY-READ MSDS PRIOR TO USE.

This Reference Material is intended for Laboratory Use Only as a standard for the qualitative and/or quantitative determination of the analyte(s) listed.

Catalog No. : ✓567643 **Lot No.:** A093368

Description : 8260 List 1 / Std #4 2-Chloroethylvinyl Ether

8260 List 1 / Std #4 2-Chloroethylvinyl Ether 2,000 ug/ml, P&T Methanol, 1 ml/ampul

Container Size : 2 mL **Pkg Amt:** > 1 mL

Expiration Date : February 2016 **Storage:** 0°C or colder

CERTIFIED VALUES

Elution Order	Compound	Grav. Conc. (weight/volume)	Expanded Uncertainty (95% C.L.; K=2)		
1	2-Chloroethyl vinyl ether	2,000.0 µg/mL	+/- 11.6282	µg/mL	Gravimetric
	CAS # 110-75-8		+/- 44.2531	µg/mL	Unstressed
	Purity 99%		+/- 44.4335	µg/mL	Stressed

Solvent: P&T Methanol
CAS # 67-56-1
Purity 99%

Tech Tips:

Degradation of tetrachloroethylene to pentachloroethane may occur if solutions containing 2-chloroethyl vinyl ether are combined with solutions that contain tetrachloroethylene.

Degradation of tetrachloroethylene to pentachloroethane may occur if solutions containing 2-chloroethyl vinyl ether are combined with solutions that contain tetrachloroethylene.

545344
ID: VMstd#4s_00001
Exp: 02/28/16 Prpd: MTP
2-CEVE 2000ug/ml

545345
ID: VMstd#4s_00002
Exp: 02/28/16 Prpd: MTP
2-CEVE 2000ug/ml

RESTEK

110 Benner Circle
Bellefonte, PA 16823-8812
Tel: (800)356-1688
Fax: (814)353-1309

www.restek.com

ACCREDITED
ISO Guide 34 Accredited
Reference Material Producer
Certificate #3222.01

ilac-MRA

ACCREDITED
ISO/IEC 17025 Accredited
Testing Laboratory
Certificate #3222.02

Certificate of Analysis

FOR LABORATORY USE ONLY-READ MSDS PRIOR TO USE.

This Reference Material is intended for Laboratory Use Only as a standard for the qualitative and/or quantitative determination of the analyte(s) listed.

Catalog No. : 567643.sec **Lot No.:** A093471

Description : 8260 List 1 / Std #4 2-Chloroethylvinyl Ether

8260 List 1 / Std #4 2-Chloroethylvinyl Ether 2,000 ug/ml, P&T Methanol, 1 ml/ampul

Container Size : 2 mL **Pkg Amt:** > 1 mL

Expiration Date : February 2016 **Storage:** 0°C or colder

CERTIFIED VALUES

Elution Order	Compound	Grav. Conc. (weight/volume)	Expanded Uncertainty (95% C.L.; K=2)		
1	2-Chloroethyl vinyl ether	2,000.0 µg/mL	+/- 11.6550	µg/mL	Gravimetric
	CAS # 110-75-8.SEC		+/- 44.2601	µg/mL	Unstressed
	Purity 99%		+/- 44.4405	µg/mL	Stressed

Solvent: P&T Methanol
CAS # 67-56-1
Purity 99%

Tech Tips:

Degradation of tetrachloroethylene to pentachloroethane may occur if solutions containing 2-chloroethyl vinyl ether are combined with solutions that contain tetrachloroethylene.

Degradation of tetrachloroethylene to pentachloroethane may occur if solutions containing 2-chloroethyl vinyl ether are combined with solutions that contain tetrachloroethylene.

545360
ID: VMstd#4SECs_00001
Exp: 02/28/16 Prpd: MTP
2-CEVE 2nd Source 2000ug/

545361
ID: VMstd#4SECs_00002
Exp: 02/28/16 Prpd: MTP
2-CEVE 2nd Source 2000ug/

545362
ID: VMstd#4SECs_00003
Exp: 02/28/16 Prpd: MTP
2-CEVE 2nd Source 2000ug/

545363
ID: VMstd#4SECs_00004
Exp: 02/28/16 Prpd: MTP
2-CEVE 2nd Source 2000ug/

RESTEK
110 Benner Circle
Bellefonte, PA 16823-8812
Tel: (800)356-1688
Fax: (814)353-1309

www.restek.com

CERTIFIED REFERENCE MATERIAL

Certificate of Analysis

ACCREDITED
ISO Guide 34 Accredited
Reference Material Producer
Certificate #3222.01

ilac-MRA

ACCREDITED
ISO/IEC 17025 Accredited
Testing Laboratory
Certificate #3222.02

FOR LABORATORY USE ONLY-READ SDS PRIOR TO USE.

This Reference Material is intended for Laboratory Use Only as a standard for the qualitative and/or quantitative determination of the analyte(s) listed.

Catalog No. : 569724 **Lot No.:** A0108225

Description : 8260 List 1 / Std #6 Vinyl Acetate (2015)

8260 List 1 / Std #6 Vinyl Acetate (2015) 5000 ug/ml, P&T Methanol, 1 ml/ampul

Container Size : 2 mL **Pkg Amt:** > 1 mL

Expiration Date : July 31, 2015 **Storage:** 0°C or colder

CERTIFIED VALUES

Elution Order	Compound		Grav. Conc. (weight/volume)	Expanded Uncertainty (95% C.L.; K=2)		
1	Vinyl acetate		5,000.0 µg/mL	+/- 29.3428	µg/mL	Gravimetric
	CAS # 108-05-4	(Lot STBC8935V)		+/- 266.1189	µg/mL	Unstressed
	Purity 99%			+/- 266.4123	µg/mL	Stressed

Solvent: P&T Methanol
CAS # 67-56-1
Purity 99%

758717
ID: VMstd#6s_00020
Exp: 07/31/15 Prpd: MTP
Vinyl acetate 4000ug/ml

758718
ID: VMstd#6s_00021
Exp: 07/31/15 Prpd: MTP
Vinyl acetate 4000ug/ml

Tech Tips:

Vinyl acetate is a volatile organic ester included in the target lists of several US EPA and other methods. Under acidic conditions, esters react with alcohols to form new esters (transesterification). Methanol-based mixes containing halogenated compounds are slightly acidic, so it is important to minimize exposure of vinyl acetate to mixes of halogenated compounds in methanol. For this reason, we offer vinyl acetate in individual solution, and suggest that it be introduced into the working level calibration solution immediately before use. This will minimize problems and ensure more consistent results.

RESTEK®
110 Benner Circle
Bellefonte, PA 16823-8812
Tel: (800)356-1688
Fax: (814)353-1309

www.restek.com

CERTIFIED REFERENCE MATERIAL

Certificate of Analysis

ACCREDITED
ISO Guide 34 Accredited
Reference Material Producer
Certificate #3222.01

ACCREDITED
ISO/IEC 17025 Accredited
Testing Laboratory
Certificate #3222.02

FOR LABORATORY USE ONLY-READ SDS PRIOR TO USE.

This Reference Material is intended for Laboratory Use Only as a standard for the qualitative and/or quantitative determination of the analyte(s) listed.

Catalog No. : 569724.sec **Lot No.:** A0108224

Description : 8260 List 1 / Std #6 Vinyl Acetate (2015)

8260 List 1 / Std #6 Vinyl Acetate (2015) 5000 ug/ml, P&T Methanol, 1 ml/ampul

Container Size : 2 mL **Pkg Amt:** > 1 mL

Expiration Date : July 31, 2015 **Storage:** 0°C or colder

CERTIFIED VALUES

Elution Order	Compound	Grav. Conc. (weight/volume)	Expanded Uncertainty (95% C.L.; K=2)	
1	Vinyl acetate	5,003.0 µg/mL	+/- 29.3604 µg/mL	Gravimetric
	CAS # 108-05-4.SEC (Lot F3Z5C)		+/- 266.2785 µg/mL	Unstressed
	Purity 99%		+/- 266.5721 µg/mL	Stressed

Solvent: P&T Methanol
CAS # 67-56-1
Purity 99%

760498
ID: VMstd#6SECs_00023
Exp: 07/31/15 Prpd: NEA
Vinyl acetate 2nd source

760499
ID: VMstd#6SECs_00024
Exp: 07/31/15 Prpd: NEA
Vinyl acetate 2nd source

Tech Tips:

Vinyl acetate is a volatile organic ester included in the target lists of several US EPA and other methods. Under acidic conditions, esters react with alcohols to form new esters (transesterification). Methanol-based mixes containing halogenated compounds are slightly acidic, so it is important to minimize exposure of vinyl acetate to mixes of halogenated compounds in methanol. For this reason, we offer vinyl acetate in individual solution, and suggest that it be introduced into the working level calibration solution immediately before use. This will minimize problems and ensure more consistent results.

Certification Summary

Client: H2H Associates LLC
Project/Site: AOC 3

TestAmerica Job ID: 200-28023-1
SDG: 200-28023

Laboratory	Authority	Program	EPA Region	Certification ID
TestAmerica Burlington	Connecticut	State Program	1	PH-0751
TestAmerica Burlington	DE Haz. Subst. Cleanup Act (HSC	State Program	3	NA
TestAmerica Burlington	Florida	NELAP	4	E87467
TestAmerica Burlington	L-A-B	DoD ELAP		L2336
TestAmerica Burlington	Maine	State Program	1	VT00008
TestAmerica Burlington	Minnesota	NELAP	5	050-999-436
TestAmerica Burlington	New Hampshire	NELAP	1	2006
TestAmerica Burlington	New Jersey	NELAP	2	VT972
TestAmerica Burlington	New York	NELAP	2	10391
TestAmerica Burlington	Pennsylvania	NELAP	3	68-00489
TestAmerica Burlington	Rhode Island	State Program	1	LAO00298
TestAmerica Burlington	US Fish & Wildlife	Federal		LE-058448-0
TestAmerica Burlington	USDA	Federal		P330-11-00093
TestAmerica Burlington	Vermont	State Program	1	VT-4000
TestAmerica Burlington	Virginia	NELAP	3	460209

Accreditation may not be offered or required for all methods and analytes reported in this package. Please contact your project manager for the laboratory's current list of certified methods and analytes.

8260C

Volatile Organic Compounds by GC/MS

FORM II
GC/MS VOA SURROGATE RECOVERY

Lab Name: TestAmerica Burlington Job No.: 200-28023-1

SDG No.: 200-28023

Matrix: Water Level: Low

GC Column (1): DB-624 ID: 0.53(mm)

Client Sample ID	Lab Sample ID	DBFM #	DCA #	TOL #	BFB #
IRRIGATION #2	200-28023-1	105	102	101	104
IRRIGATION #3	200-28023-2	107	105	104	106
IRRIGATION #4	200-28023-3	109	106	106	109
IRRIGATION #5	200-28023-4	108	106	104	107
MW-10	200-28023-5	110	105	107	108
DUP-1-5-18-15	200-28023-6	110	107	104	107
TRIP BLANK	200-28023-7	110	106	106	108
IRRIGATION #1	200-28023-8	109	107	106	107
EQUIPMENT BLANK	200-28023-9	109	105	105	106
	MB 200-88791/5	109	106	106	106
	LCS 200-88791/3	110	106	107	104
IRRIGATION #4 MS	200-28023-3 MS	111	105	105	105
IRRIGATION #4 MSD	200-28023-3 MSD	109	104	105	105

	QC LIMITS
DBFM = Dibromofluoromethane (Surr)	50-150
DCA = 1,2-Dichloroethane-d4 (Surr)	80-120
TOL = Toluene-d8 (Surr)	80-120
BFB = 4-Bromofluorobenzene	80-125

Column to be used to flag recovery values

FORM II 8260C

FORM III
GC/MS VOA LAB CONTROL SAMPLE RECOVERY

Lab Name: TestAmerica Burlington Job No.: 200-28023-1

SDG No.: 200-28023

Matrix: Water Level: Low Lab File ID: 13776_03.D

Lab ID: LCS 200-88791/3 Client ID:

COMPOUND	SPIKE ADDED (ug/L)	LCS CONCENTRATION (ug/L)	LCS % REC	QC LIMITS REC	#
Dichlorodifluoromethane	24.8	27.6	111	35-125	
Chloromethane	24.8	23.7	96	65-120	
Vinyl chloride	24.8	26.4	107	80-130	
Bromomethane	24.8	18.6	75	60-120	
Chloroethane	24.8	24.7	100	80-130	
Trichlorofluoromethane	24.8	26.6	107	75-120	
1,1-Dichloroethene	24.8	26.7	107	80-120	
1,1,2-Trichloro-1,2,2-trifluoroethane	24.8	26.3	106	70-120	
Acetone	124	91.0	73	15-200	
Iodomethane	24.8	26.2	106	45-150	
Carbon disulfide	24.8	27.1	109	80-120	
Methyl acetate	124	119	96	70-120	
Methylene Chloride	24.8	25.5	103	80-120	
trans-1,2-Dichloroethene	24.8	27.5	111	80-125	
Methyl tert-butyl ether	24.8	28.3	114	80-120	
1,1-Dichloroethane	24.8	27.2	110	80-120	
Vinyl acetate	49.6	117	237	80-200	Q
2,2-Dichloropropane	24.8	25.4	102	80-120	
cis-1,2-Dichloroethene	24.8	27.2	110	80-125	
2-Butanone (MEK)	124	109	88	60-170	
Chlorobromomethane	24.8	27.6	111	80-130	
Tetrahydrofuran	49.6	62.2	125	80-120	Q
Chloroform	24.8	27.1	109	75-120	
1,1,1-Trichloroethane	24.8	27.2	110	75-120	
Cyclohexane	24.8	26.4	106	80-120	
1,1-Dichloropropene	24.8	28.9	116	80-125	
Carbon tetrachloride	24.8	31.1	125	75-120	Q
Isobutyl alcohol	620	875	141	80-130	Q
Benzene	24.8	27.1	109	80-125	
1,2-Dichloroethane	24.8	27.5	111	70-120	
Trichloroethene	24.8	26.7	108	75-120	
Methylcyclohexane	24.8	27.1	109	80-120	
1,2-Dichloropropane	24.8	27.0	109	80-125	
Dibromomethane	24.8	27.5	111	75-120	
1,4-Dioxane	496	516	104	75-140	
Dichlorobromomethane	24.8	27.3	110	80-120	
2-Chloroethyl vinyl ether	24.8	28.8	116	80-125	
cis-1,3-Dichloropropene	24.8	28.8	116	80-125	
4-Methyl-2-pentanone (MIBK)	124	124	100	80-125	
Toluene	24.8	26.6	107	80-120	
trans-1,3-Dichloropropene	24.8	30.6	123	80-120	Q

Column to be used to flag recovery and RPD values

FORM III 8260C

FORM III
GC/MS VOA LAB CONTROL SAMPLE RECOVERY

Lab Name: TestAmerica Burlington Job No.: 200-28023-1

SDG No.: 200-28023

Matrix: Water Level: Low Lab File ID: 13776_03.D

Lab ID: LCS 200-88791/3 Client ID:

COMPOUND	SPIKE ADDED (ug/L)	LCS CONCENTRATION (ug/L)	LCS % REC	QC LIMITS REC	#
1,1,2-Trichloroethane	24.8	27.4	110	80-125	
Tetrachloroethene	24.8	26.9	108	80-120	
1,3-Dichloropropane	24.8	26.9	108	80-125	
2-Hexanone	124	103	83	75-150	
Chlorodibromomethane	24.8	29.3	118	80-125	
Ethylene Dibromide	24.8	28.5	115	80-120	
Chlorobenzene	24.8	26.7	108	80-120	
1,1,1,2-Tetrachloroethane	24.8	27.2	110	80-120	
Ethylbenzene	24.8	26.6	107	80-125	
m-Xylene & p-Xylene	24.8	27.4	111	80-125	
o-Xylene	24.8	26.9	109	80-120	
Styrene	24.8	26.2	106	80-120	
Bromoform	24.8	30.0	121	80-120	Q
Isopropylbenzene	24.8	26.5	107	80-120	
Bromobenzene	24.8	26.1	105	80-125	
1,1,2,2-Tetrachloroethane	24.8	29.1	117	80-125	
1,2,3-Trichloropropane	24.8	29.6	119	80-120	
N-Propylbenzene	24.8	26.8	108	80-120	
2-Chlorotoluene	24.8	26.3	106	80-125	
4-Chlorotoluene	24.8	26.1	105	80-125	
1,3,5-Trimethylbenzene	24.8	26.4	106	80-120	
tert-Butylbenzene	24.8	26.1	105	75-120	
1,2,4-Trimethylbenzene	24.8	26.3	106	80-120	
sec-Butylbenzene	24.8	27.0	109	80-120	
4-Isopropyltoluene	24.8	26.4	106	75-120	
1,3-Dichlorobenzene	24.8	26.3	106	80-125	
1,4-Dichlorobenzene	24.8	26.8	108	80-125	
1,2-Dichlorobenzene	24.8	26.6	107	80-125	
n-Butylbenzene	24.8	26.4	106	80-120	
1,2-Dibromo-3-Chloropropane	24.8	30.6	123	70-120	Q
1,2,4-Trichlorobenzene	24.8	28.3	114	80-120	
Hexachlorobutadiene	24.8	28.0	113	75-120	
Naphthalene	24.8	31.5	127	80-130	
1,2,3-Trichlorobenzene	24.8	29.2	118	80-120	

Column to be used to flag recovery and RPD values

FORM III 8260C

FORM III
GC/MS VOA MATRIX SPIKE RECOVERY

Lab Name: TestAmerica Burlington Job No.: 200-28023-1

SDG No.: 200-28023

Matrix: Water Level: Low Lab File ID: 13776_19.D

Lab ID: 200-28023-3 MS Client ID: IRRIGATION #4 MS

COMPOUND	SPIKE ADDED (ug/L)	SAMPLE CONCENTRATION (ug/L)	MS CONCENTRATION (ug/L)	MS % REC	QC LIMITS REC	#
Dichlorodifluoromethane	24.8	0.40 U	26.4	106	35-125	
Chloromethane	24.8	0.40 U	23.4	94	65-120	
Vinyl chloride	24.8	0.40 U	25.4	102	80-130	
Bromomethane	24.8	0.40 U	16.2	65	60-120	
Chloroethane	24.8	0.40 U	24.1	97	80-130	
Trichlorofluoromethane	24.8	0.40 U	25.9	104	75-120	
1,1-Dichloroethene	24.8	0.40 U	26.2	106	80-120	
1,1,2-Trichloro-1,2,2-trifluoroethane	24.8	0.40 U	25.6	103	70-120	
Acetone	124	1.9 U	54.8	44	15-200	
Iodomethane	24.8	0.40 U	17.2	69	45-150	
Carbon disulfide	24.8	0.40 U	26.1	105	80-120	
Methyl acetate	124	1.9 U	115	93	70-120	
Methylene Chloride	24.8	0.40 U	25.5	103	80-120	
trans-1,2-Dichloroethene	24.8	0.40 U	27.1	109	80-125	
Methyl tert-butyl ether	24.8	0.40 U	28.4	114	80-120	
1,1-Dichloroethane	24.8	0.40 U	27.1	109	80-120	
Vinyl acetate	49.6	0.80 U	113	228	80-200	J
2,2-Dichloropropane	24.8	0.80 U	21.1	85	80-120	
cis-1,2-Dichloroethene	24.8	0.40 U	26.8	108	80-125	
2-Butanone (MEK)	124	1.9 U	89.5	72	60-170	
Chlorobromomethane	24.8	0.40 U	27.5	111	80-130	
Tetrahydrofuran	49.6	1.6 U	64.7	130	80-120	J
Chloroform	24.8	0.40 U	27.1	109	75-120	
1,1,1-Trichloroethane	24.8	0.40 U	26.7	108	75-120	
Cyclohexane	24.8	0.40 U	25.8	104	80-120	
1,1-Dichloropropene	24.8	0.40 U	28.3	114	80-125	
Carbon tetrachloride	24.8	0.40 U	31.0	125	75-120	J
Isobutyl alcohol	620	9.7 U	909	146	80-130	J
Benzene	24.8	0.40 U	26.9	108	80-125	
1,2-Dichloroethane	24.8	0.40 U	27.4	110	70-120	
Trichloroethene	24.8	0.40 U	26.7	108	75-120	
Methylcyclohexane	24.8	0.40 U	26.2	106	80-120	
1,2-Dichloropropane	24.8	0.40 U	26.8	108	80-125	
Dibromomethane	24.8	0.40 U	27.4	110	75-120	
1,4-Dioxane	496	16 U	544	110	75-140	
Dichlorobromomethane	24.8	0.40 U	27.3	110	80-120	
2-Chloroethyl vinyl ether	24.8	0.40 U	0.40 U	0	80-125	J
cis-1,3-Dichloropropene	24.8	0.40 U	28.0	113	80-125	
4-Methyl-2-pentanone (MIBK)	124	1.9 U	127	103	80-125	
Toluene	24.8	0.40 U	26.0	105	80-120	
trans-1,3-Dichloropropene	24.8	0.40 U	29.5	119	80-120	

Column to be used to flag recovery and RPD values

FORM III 8260C

FORM III
GC/MS VOA MATRIX SPIKE RECOVERY

Lab Name: TestAmerica Burlington Job No.: 200-28023-1

SDG No.: 200-28023

Matrix: Water Level: Low Lab File ID: 13776_19.D

Lab ID: 200-28023-3 MS Client ID: IRRIGATION #4 MS

COMPOUND	SPIKE ADDED (ug/L)	SAMPLE CONCENTRATION (ug/L)	MS CONCENTRATION (ug/L)	MS % REC	QC LIMITS REC	#
1,1,2-Trichloroethane	24.8	0.40 U	27.0	109	80-125	
Tetrachloroethene	24.8	0.40 U	26.1	105	80-120	
1,3-Dichloropropane	24.8	0.40 U	26.5	107	80-125	
2-Hexanone	124	1.9 U	93.8	76	75-150	
Chlorodibromomethane	24.8	0.40 U	28.8	116	80-125	
Ethylene Dibromide	24.8	0.40 U	27.8	112	80-120	
Chlorobenzene	24.8	0.40 U	26.4	106	80-120	
1,1,1,2-Tetrachloroethane	24.8	0.40 U	26.8	108	80-120	
Ethylbenzene	24.8	0.40 U	26.0	105	80-125	
m-Xylene & p-Xylene	24.8	0.40 U	26.6	107	80-125	
o-Xylene	24.8	0.40 U	26.5	107	80-120	
Styrene	24.8	0.40 U	25.0	101	80-120	
Bromoform	24.8	0.40 U	29.4	118	80-120	
Isopropylbenzene	24.8	0.40 U	26.2	106	80-120	
Bromobenzene	24.8	0.40 U	26.0	105	80-125	
1,1,2,2-Tetrachloroethane	24.8	0.40 U	29.1	117	80-125	
1,2,3-Trichloropropane	24.8	0.40 U	29.1	117	80-120	
N-Propylbenzene	24.8	0.40 U	26.2	106	80-120	
2-Chlorotoluene	24.8	0.40 U	26.2	105	80-125	
4-Chlorotoluene	24.8	0.40 U	26.6	107	80-125	
1,3,5-Trimethylbenzene	24.8	0.40 U	26.3	106	80-120	
tert-Butylbenzene	24.8	0.40 U	26.1	105	75-120	
1,2,4-Trimethylbenzene	24.8	0.40 U	26.1	105	80-120	
sec-Butylbenzene	24.8	0.40 U	26.6	107	80-120	
4-Isopropyltoluene	24.8	0.40 U	26.0	105	75-120	
1,3-Dichlorobenzene	24.8	0.40 U	26.5	107	80-125	
1,4-Dichlorobenzene	24.8	0.40 U	26.4	106	80-125	
1,2-Dichlorobenzene	24.8	0.40 U	26.5	107	80-125	
n-Butylbenzene	24.8	0.40 U	25.9	104	80-120	
1,2-Dibromo-3-Chloropropane	24.8	0.40 U	30.7	124	70-120	J
1,2,4-Trichlorobenzene	24.8	0.40 U	27.5	111	80-120	
Hexachlorobutadiene	24.8	0.40 U	25.8	104	75-120	
Naphthalene	24.8	0.40 U	31.1	125	80-130	
1,2,3-Trichlorobenzene	24.8	0.40 U	28.3	114	80-120	

Column to be used to flag recovery and RPD values

FORM III 8260C

FORM III
GC/MS VOA MATRIX SPIKE DUPLICATE RECOVERY

Lab Name: TestAmerica Burlington Job No.: 200-28023-1

SDG No.: 200-28023

Matrix: Water Level: Low Lab File ID: 13776_20.D

Lab ID: 200-28023-3 MSD Client ID: IRRIGATION #4 MSD

COMPOUND	SPIKE ADDED (ug/L)	MSD CONCENTRATION (ug/L)	MSD % REC	% RPD	QC LIMITS RPD	QC LIMITS REC	#
Dichlorodifluoromethane	24.8	26.1	105	1	30	35-125	
Chloromethane	24.8	23.9	96	2	30	65-120	
Vinyl chloride	24.8	25.5	103	1	30	80-130	
Bromomethane	24.8	18.1	73	11	30	60-120	
Chloroethane	24.8	23.7	96	2	30	80-130	
Trichlorofluoromethane	24.8	25.6	103	1	30	75-120	
1,1-Dichloroethene	24.8	26.2	106	0	30	80-120	
1,1,2-Trichloro-1,2,2-trifluoroethane	24.8	25.5	103	0	30	70-120	
Acetone	124	55.7	45	2	30	15-200	
Iodomethane	24.8	19.9	80	15	30	45-150	
Carbon disulfide	24.8	26.1	105	0	30	80-120	
Methyl acetate	124	114	92	1	30	70-120	
Methylene Chloride	24.8	25.1	101	2	30	80-120	
trans-1,2-Dichloroethene	24.8	27.1	109	0	30	80-125	
Methyl tert-butyl ether	24.8	28.1	113	1	30	80-120	
1,1-Dichloroethane	24.8	26.9	108	1	30	80-120	
Vinyl acetate	49.6	116	233	2	30	80-200	J
2,2-Dichloropropane	24.8	20.6	83	3	30	80-120	
cis-1,2-Dichloroethene	24.8	26.8	108	0	30	80-125	
2-Butanone (MEK)	124	90.1	73	1	30	60-170	
Chlorobromomethane	24.8	27.3	110	1	30	80-130	
Tetrahydrofuran	49.6	63.8	129	1	30	80-120	J
Chloroform	24.8	26.8	108	1	30	75-120	
1,1,1-Trichloroethane	24.8	26.7	108	0	30	75-120	
Cyclohexane	24.8	26.0	105	1	30	80-120	
1,1-Dichloropropene	24.8	28.5	115	1	30	80-125	
Carbon tetrachloride	24.8	30.6	123	1	30	75-120	J
Isobutyl alcohol	620	893	144	2	30	80-130	J
Benzene	24.8	27.0	109	0	30	80-125	
1,2-Dichloroethane	24.8	27.4	110	0	30	70-120	
Trichloroethene	24.8	26.9	108	1	30	75-120	
Methylcyclohexane	24.8	26.5	107	1	30	80-120	
1,2-Dichloropropane	24.8	26.9	109	0	30	80-125	
Dibromomethane	24.8	27.3	110	0	30	75-120	
1,4-Dioxane	496	512	103	6	30	75-140	
Dichlorobromomethane	24.8	27.1	109	1	30	80-120	
2-Chloroethyl vinyl ether	24.8	0.40 U	0	NC	30	80-125	J
cis-1,3-Dichloropropene	24.8	27.8	112	1	30	80-125	
4-Methyl-2-pentanone (MIBK)	124	127	103	0	30	80-125	
Toluene	24.8	26.4	106	2	30	80-120	
trans-1,3-Dichloropropene	24.8	29.3	118	1	30	80-120	

Column to be used to flag recovery and RPD values

FORM III 8260C

FORM III
GC/MS VOA MATRIX SPIKE DUPLICATE RECOVERY

Lab Name: TestAmerica Burlington Job No.: 200-28023-1

SDG No.: 200-28023

Matrix: Water Level: Low Lab File ID: 13776_20.D

Lab ID: 200-28023-3 MSD Client ID: IRRIGATION #4 MSD

COMPOUND	SPIKE ADDED (ug/L)	MSD CONCENTRATION (ug/L)	MSD % REC	% RPD	QC LIMITS RPD	QC LIMITS REC	#
1,1,2-Trichloroethane	24.8	27.2	110	1	30	80-125	
Tetrachloroethene	24.8	26.7	108	2	30	80-120	
1,3-Dichloropropane	24.8	26.9	108	1	30	80-125	
2-Hexanone	124	93.1	75	1	30	75-150	
Chlorodibromomethane	24.8	29.0	117	1	30	80-125	
Ethylene Dibromide	24.8	27.9	113	0	30	80-120	
Chlorobenzene	24.8	26.6	107	1	30	80-120	
1,1,1,2-Tetrachloroethane	24.8	27.1	109	1	30	80-120	
Ethylbenzene	24.8	26.3	106	1	30	80-125	
m-Xylene & p-Xylene	24.8	26.6	107	0	30	80-125	
o-Xylene	24.8	26.8	108	1	30	80-120	
Styrene	24.8	25.2	101	1	30	80-120	
Bromoform	24.8	29.9	120	2	30	80-120	
Isopropylbenzene	24.8	26.6	107	1	30	80-120	
Bromobenzene	24.8	26.6	107	2	30	80-125	
1,1,2,2-Tetrachloroethane	24.8	29.6	119	2	30	80-125	
1,2,3-Trichloropropane	24.8	29.9	120	3	30	80-120	
N-Propylbenzene	24.8	27.2	109	4	30	80-120	
2-Chlorotoluene	24.8	26.7	107	2	30	80-125	
4-Chlorotoluene	24.8	25.8	104	3	30	80-125	
1,3,5-Trimethylbenzene	24.8	26.8	108	2	30	80-120	
tert-Butylbenzene	24.8	26.4	107	1	30	75-120	
1,2,4-Trimethylbenzene	24.8	26.5	107	1	30	80-120	
sec-Butylbenzene	24.8	27.2	110	2	30	80-120	
4-Isopropyltoluene	24.8	26.3	106	1	30	75-120	
1,3-Dichlorobenzene	24.8	26.9	108	2	30	80-125	
1,4-Dichlorobenzene	24.8	27.2	109	3	30	80-125	
1,2-Dichlorobenzene	24.8	26.9	109	2	30	80-125	
n-Butylbenzene	24.8	26.3	106	2	30	80-120	
1,2-Dibromo-3-Chloropropane	24.8	31.2	126	2	30	70-120	J
1,2,4-Trichlorobenzene	24.8	28.7	115	4	30	80-120	
Hexachlorobutadiene	24.8	26.9	108	4	30	75-120	
Naphthalene	24.8	32.7	132	5	30	80-130	J
1,2,3-Trichlorobenzene	24.8	29.9	121	6	30	80-120	J

Column to be used to flag recovery and RPD values

FORM III 8260C

FORM IV
GC/MS VOA METHOD BLANK SUMMARY

Lab Name: TestAmerica Burlington Job No.: 200-28023-1

SDG No.: 200-28023

Lab File ID: 13776_05.D Lab Sample ID: MB 200-88791/5

Matrix: Water Heated Purge:(Y/N) N

Instrument ID: CHL.i Date Analyzed: 05/27/2015 13:02

GC Column: DB-624 ID: 0.53(mm)

THIS METHOD BLANK APPLIES TO THE FOLLOWING SAMPLES:

CLIENT SAMPLE ID	LAB SAMPLE ID	LAB FILE ID	DATE ANALYZED
	LCS 200-88791/3	13776_03.D	05/27/2015 11:54
IRRIGATION #2	200-28023-1	13776_10.D	05/27/2015 16:26
IRRIGATION #3	200-28023-2	13776_11.D	05/27/2015 17:00
IRRIGATION #4	200-28023-3	13776_12.D	05/27/2015 17:34
IRRIGATION #5	200-28023-4	13776_13.D	05/27/2015 18:08
MW-10	200-28023-5	13776_14.D	05/27/2015 18:41
DUP-1-5-18-15	200-28023-6	13776_15.D	05/27/2015 19:15
TRIP BLANK	200-28023-7	13776_16.D	05/27/2015 19:49
IRRIGATION #1	200-28023-8	13776_17.D	05/27/2015 20:23
EQUIPMENT BLANK	200-28023-9	13776_18.D	05/27/2015 20:56
IRRIGATION #4 MS	200-28023-3 MS	13776_19.D	05/27/2015 21:30
IRRIGATION #4 MSD	200-28023-3 MSD	13776_20.D	05/27/2015 22:04

FORM V
GC/MS VOA INSTRUMENT PERFORMANCE CHECK
BROMOFLUOROBENZENE (BFB)

Lab Name: TestAmerica Burlington Job No.: 200-28023-1

SDG No.: 200-28023

Lab File ID: 13688_01.D BFB Injection Date: 05/20/2015

Instrument ID: CHL.i BFB Injection Time: 11:46

Analysis Batch No.: 88558

M/E	ION ABUNDANCE CRITERIA	% RELATIVE ABUNDANCE	
50	15.0 - 40.0 % of mass 95	19.9	
75	30.0 - 60.0 % of mass 95	43.6	
95	Base Peak, 100% relative abundance	100.0	
96	5.0 - 9.0 % of mass 95	6.7	
173	Less than 2.0 % of mass 174	0.2	(0.3)1
174	50.0 - 120.00 % of mass 95	74.1	
175	5.0 - 9.0 % of mass 174	5.3	(7.2)1
176	95.0 - 101.0 % of mass 174	73.7	(99.4)1
177	5.0 - 9.0 % of mass 176	4.7	(6.4)2

1-Value is % mass 174 2-Value is % mass 176

THIS CHECK APPLIES TO THE FOLLOWING SAMPLES, MS, MSD, BLANKS AND STANDARDS:

CLIENT SAMPLE ID	LAB SAMPLE ID	LAB FILE ID	DATE ANALYZED	TIME ANALYZED
	IC 200-88558/3	13688_03.D	05/20/2015	12:45
	IC 200-88558/4	13688_04.D	05/20/2015	13:17
	IC 200-88558/5	13688_05.D	05/20/2015	13:49
	IC 200-88558/6	13688_06.D	05/20/2015	14:22
	ICIS 200-88558/7	13688_07.D	05/20/2015	14:54
	IC 200-88558/8	13688_08.D	05/20/2015	15:26
	IC 200-88558/9	13688_09.D	05/20/2015	15:58
	ICV 200-88558/12	13688_12.D	05/20/2015	17:34

FORM V
GC/MS VOA INSTRUMENT PERFORMANCE CHECK
BROMOFLUOROBENZENE (BFB)

Lab Name: TestAmerica Burlington Job No.: 200-28023-1

SDG No.: 200-28023

Lab File ID: 13776_01.D BFB Injection Date: 05/27/2015

Instrument ID: CHL.i BFB Injection Time: 11:00

Analysis Batch No.: 88791

M/E	ION ABUNDANCE CRITERIA	% RELATIVE ABUNDANCE	
50	15.0 - 40.0 % of mass 95	19.7	
75	30.0 - 60.0 % of mass 95	43.3	
95	Base Peak, 100% relative abundance	100.0	
96	5.0 - 9.0 % of mass 95	6.7	
173	Less than 2.0 % of mass 174	0.0	(0.0)1
174	50.0 - 120.00 % of mass 95	75.7	
175	5.0 - 9.0 % of mass 174	5.2	(6.8)1
176	95.0 - 101.0 % of mass 174	73.8	(97.5)1
177	5.0 - 9.0 % of mass 176	4.7	(6.4)2

1-Value is % mass 174 2-Value is % mass 176

THIS CHECK APPLIES TO THE FOLLOWING SAMPLES, MS, MSD, BLANKS AND STANDARDS:

CLIENT SAMPLE ID	LAB SAMPLE ID	LAB FILE ID	DATE ANALYZED	TIME ANALYZED
	CCV 200-88791/2	13776_02.D	05/27/2015	11:21
	LCS 200-88791/3	13776_03.D	05/27/2015	11:54
	CCVL 200-88791/4	13776_04.D	05/27/2015	12:28
	MB 200-88791/5	13776_05.D	05/27/2015	13:02
IRRIGATION #2	200-28023-1	13776_10.D	05/27/2015	16:26
IRRIGATION #3	200-28023-2	13776_11.D	05/27/2015	17:00
IRRIGATION #4	200-28023-3	13776_12.D	05/27/2015	17:34
IRRIGATION #5	200-28023-4	13776_13.D	05/27/2015	18:08
MW-10	200-28023-5	13776_14.D	05/27/2015	18:41
DUP-1-5-18-15	200-28023-6	13776_15.D	05/27/2015	19:15
TRIP BLANK	200-28023-7	13776_16.D	05/27/2015	19:49
IRRIGATION #1	200-28023-8	13776_17.D	05/27/2015	20:23
EQUIPMENT BLANK	200-28023-9	13776_18.D	05/27/2015	20:56
IRRIGATION #4 MS	200-28023-3 MS	13776_19.D	05/27/2015	21:30
IRRIGATION #4 MSD	200-28023-3 MSD	13776_20.D	05/27/2015	22:04

FORM VIII
GC/MS VOA INTERNAL STANDARD AREA AND RETENTION TIME SUMMARY

Lab Name: TestAmerica Burlington Job No.: 200-28023-1

SDG No.: 200-28023

Sample No.: ICIS 200-88558/7 Date Analyzed: 05/20/2015 14:54

Instrument ID: CHL.i GC Column: DB-624 ID: 0.53(mm)

Lab File ID (Standard): 13688_07.D Heated Purge: (Y/N) N

Calibration ID: 30720

		TBA		BUT		FB	
		AREA #	RT #	AREA #	RT #	AREA #	RT #
INITIAL CALIBRATION MID-POINT		1719289	5.84	2600815	7.84	4576048	9.90
UPPER LIMIT		3438578	6.34	5201630	8.34	9152096	10.40
LOWER LIMIT		859645	5.34	1300408	7.34	2288024	9.40
LAB SAMPLE ID	CLIENT SAMPLE ID						
ICV 200-88558/12		1678485	5.86	2627361	7.85	4601830	9.91
CCV 200-88791/2		2243305	5.87	3156159	7.85	4539058	9.91
LCS 200-88791/3		2196617	5.87	3248047	7.85	4629921	9.91
CCVL 200-88791/4		2137055	5.84	3144510	7.84	4706060	9.91
MB 200-88791/5		2238174	5.88	3172010	7.86	4688612	9.93
200-28023-1	IRRIGATION #2	2243349	5.87	3052329	7.87	4660667	9.92
200-28023-2	IRRIGATION #3	2248464	5.87	3164939	7.86	4668510	9.92
200-28023-3	IRRIGATION #4	2216535	5.86	3067845	7.86	4683243	9.91
200-28023-4	IRRIGATION #5	2286426	5.88	3093696	7.86	4668487	9.92
200-28023-5	MW-10	2186485	5.88	2988736	7.86	4687385	9.92
200-28023-6	DUP-1-5-18-15	2246768	5.85	3078943	7.85	4603019	9.91
200-28023-7	TRIP BLANK	2106258	5.86	2959836	7.85	4650335	9.92
200-28023-8	IRRIGATION #1	2166845	5.88	3095386	7.86	4679380	9.92
200-28023-9	EQUIPMENT BLANK	2207776	5.85	3094192	7.85	4728479	9.91
200-28023-3 MS	IRRIGATION #4 MS	2269480	5.87	3131407	7.86	4575922	9.91
200-28023-3 MSD	IRRIGATION #4 MSD	2302074	5.88	3223201	7.86	4736717	9.92

TBA = TBA-d9 (IS)
BUT = 2-Butanone-d5
FB = Fluorobenzene

Area Limit = 50%-200% of internal standard area
RT Limit = ± 0.5 minutes of internal standard RT

Column used to flag values outside QC limits

FORM VIII 8260C

FORM VIII
GC/MS VOA INTERNAL STANDARD AREA AND RETENTION TIME SUMMARY

Lab Name: TestAmerica Burlington Job No.: 200-28023-1

SDG No.: 200-28023

Sample No.: ICIS 200-88558/7 Date Analyzed: 05/20/2015 14:54

Instrument ID: CHL.i GC Column: DB-624 ID: 0.53(mm)

Lab File ID (Standard): 13688_07.D Heated Purge: (Y/N) N

Calibration ID: 30720

		DXE		CBZ		DCB	
		AREA #	RT #	AREA #	RT #	AREA #	RT #
INITIAL CALIBRATION MID-POINT		181276	11.10	3461148	15.64	1889943	20.00
UPPER LIMIT		362552	11.60	6922296	16.14	3779886	20.50
LOWER LIMIT		90638	10.60	1730574	15.14	944972	19.50
LAB SAMPLE ID	CLIENT SAMPLE ID						
ICV 200-88558/12		157712	11.10	3446960	15.64	1862466	20.00
CCV 200-88791/2		232910	11.11	3517673	15.65	1938089	20.00
LCS 200-88791/3		223549	11.10	3564834	15.65	1968228	20.01
CCVL 200-88791/4		188901	11.10	3593442	15.66	1898581	20.00
MB 200-88791/5		199728	11.11	3626431	15.66	1913974	20.01
200-28023-1	IRRIGATION #2	219380	11.12	3595497	15.66	1888795	20.02
200-28023-2	IRRIGATION #3	193165	11.10	3623710	15.66	1911501	20.01
200-28023-3	IRRIGATION #4	196217	11.12	3605665	15.66	1876384	20.02
200-28023-4	IRRIGATION #5	198260	11.11	3610967	15.66	1891555	20.01
200-28023-5	MW-10	194772	11.11	3590113	15.67	1908712	20.01
200-28023-6	DUP-1-5-18-15	201428	11.11	3590381	15.65	1893574	20.01
200-28023-7	TRIP BLANK	173522	11.10	3591505	15.66	1889454	20.02
200-28023-8	IRRIGATION #1	187804	11.11	3595266	15.67	1897259	20.01
200-28023-9	EQUIPMENT BLANK	189404	11.11	3642188	15.65	1928022	20.01
200-28023-3 MS	IRRIGATION #4 MS	221960	11.11	3560929	15.65	1947782	20.02
200-28023-3 MSD	IRRIGATION #4 MSD	232048	11.12	3642031	15.66	1978742	20.01

DXE = 1,4-Dioxane-d8
CBZ = Chlorobenzene-d5
DCB = 1,4-Dichlorobenzene-d4

Area Limit = 50%-200% of internal standard area
RT Limit = ± 0.5 minutes of internal standard RT

Column used to flag values outside QC limits

FORM VIII 8260C

FORM I
GC/MS VOA ORGANICS ANALYSIS DATA SHEET

Lab Name: TestAmerica Burlington | Job No.: 200-28023-1

SDG No.: 200-28023

Client Sample ID: IRRIGATION #2 | Lab Sample ID: 200-28023-1

Matrix: Water | Lab File ID: 13776_10.D

Analysis Method: 8260C | Date Collected: 05/18/2015 13:35

Sample wt/vol: 5(mL) | Date Analyzed: 05/27/2015 16:26

Soil Aliquot Vol: | Dilution Factor: 1

Soil Extract Vol.: | GC Column: DB-624 ID: 0.53(mm)

% Moisture: | Level: (low/med) Low

Analysis Batch No.: 88791 | Units: ug/L

CAS NO.	COMPOUND NAME	RESULT	Q	LOQ	LOD	DL
75-71-8	Dichlorodifluoromethane	0.40	U	1.0	0.40	0.27
74-87-3	Chloromethane	0.40	U	1.0	0.40	0.34
75-01-4	Vinyl chloride	0.40	U	1.0	0.40	0.23
74-83-9	Bromomethane	0.40	U Q	1.0	0.40	0.34
75-00-3	Chloroethane	0.40	U	1.0	0.40	0.37
75-69-4	Trichlorofluoromethane	0.40	U	1.0	0.40	0.30
75-35-4	1,1-Dichloroethene	0.40	U	1.0	0.40	0.19
76-13-1	1,1,2-Trichloro-1,2,2-trifl uoroethane	0.40	U	1.0	0.40	0.24
67-64-1	Acetone	1.9	U Q	5.0	1.9	1.7
74-88-4	Iodomethane	0.40	U	1.0	0.40	0.23
75-15-0	Carbon disulfide	0.40	U	1.0	0.40	0.21
79-20-9	Methyl acetate	1.9	U	5.0	1.9	0.87
75-09-2	Methylene Chloride	0.40	U	1.0	0.40	0.23
156-60-5	trans-1,2-Dichloroethene	0.40	U	1.0	0.40	0.23
540-59-0	1,2-Dichloroethene, Total	1.2	J	2.0	0.40	0.22
1634-04-4	Methyl tert-butyl ether	0.40	U M	1.0	0.40	0.21
75-34-3	1,1-Dichloroethane	0.40	U	1.0	0.40	0.21
108-05-4	Vinyl acetate	0.80	U Q	5.0	0.80	0.53
594-20-7	2,2-Dichloropropane	0.80	U	1.0	0.80	0.47
156-59-2	cis-1,2-Dichloroethene	1.2		1.0	0.40	0.22
78-93-3	2-Butanone (MEK)	1.9	U	5.0	1.9	1.3
74-97-5	Chlorobromomethane	0.40	U	1.0	0.40	0.26
109-99-9	Tetrahydrofuran	1.6	U Q	2.0	1.6	0.94
67-66-3	Chloroform	0.40	U	1.0	0.40	0.20
71-55-6	1,1,1-Trichloroethane	0.40	U	1.0	0.40	0.20
110-82-7	Cyclohexane	0.40	U	1.0	0.40	0.22
563-58-6	1,1-Dichloropropene	0.40	U	1.0	0.40	0.19
56-23-5	Carbon tetrachloride	0.40	U Q	1.0	0.40	0.22
78-83-1	Isobutyl alcohol	9.7	U Q	50	9.7	9.0
71-43-2	Benzene	0.40	U	1.0	0.40	0.19
107-06-2	1,2-Dichloroethane	0.40	U	1.0	0.40	0.19
79-01-6	Trichloroethene	0.41	J	1.0	0.40	0.18
108-87-2	Methylcyclohexane	0.40	U	1.0	0.40	0.20
78-87-5	1,2-Dichloropropane	0.40	U	1.0	0.40	0.24
74-95-3	Dibromomethane	0.40	U	1.0	0.40	0.24

FORM I
GC/MS VOA ORGANICS ANALYSIS DATA SHEET

Lab Name: TestAmerica Burlington | Job No.: 200-28023-1

SDG No.: 200-28023

Client Sample ID: IRRIGATION #2 | Lab Sample ID: 200-28023-1

Matrix: Water | Lab File ID: 13776_10.D

Analysis Method: 8260C | Date Collected: 05/18/2015 13:35

Sample wt/vol: 5(mL) | Date Analyzed: 05/27/2015 16:26

Soil Aliquot Vol: | Dilution Factor: 1

Soil Extract Vol.: | GC Column: DB-624 ID: 0.53(mm)

% Moisture: | Level: (low/med) Low

Analysis Batch No.: 88791 | Units: ug/L

CAS NO.	COMPOUND NAME	RESULT	Q	LOQ	LOD	DL
123-91-1	1,4-Dioxane	16	U	40	16	6.2
75-27-4	Dichlorobromomethane	0.40	U	1.0	0.40	0.20
110-75-8	2-Chloroethyl vinyl ether	0.40	U Q	1.0	0.40	0.18
10061-01-5	cis-1,3-Dichloropropene	0.40	U	1.0	0.40	0.22
108-10-1	4-Methyl-2-pentanone (MIBK)	1.9	U	5.0	1.9	0.82
108-88-3	Toluene	0.40	U	1.0	0.40	0.22
10061-02-6	trans-1,3-Dichloropropene	0.40	U Q	1.0	0.40	0.26
79-00-5	1,1,2-Trichloroethane	0.40	U	1.0	0.40	0.24
127-18-4	Tetrachloroethene	0.40	U	1.0	0.40	0.22
142-28-9	1,3-Dichloropropane	0.40	U	1.0	0.40	0.20
591-78-6	2-Hexanone	1.9	U	5.0	1.9	1.2
124-48-1	Chlorodibromomethane	0.40	U M	1.0	0.40	0.22
106-93-4	Ethylene Dibromide	0.40	U	1.0	0.40	0.22
108-90-7	Chlorobenzene	0.40	U	1.0	0.40	0.18
630-20-6	1,1,1,2-Tetrachloroethane	0.40	U	1.0	0.40	0.20
100-41-4	Ethylbenzene	0.40	U	1.0	0.40	0.20
179601-23-1	m-Xylene & p-Xylene	0.40	U	1.0	0.40	0.21
95-47-6	o-Xylene	0.40	U	1.0	0.40	0.23
1330-20-7	Xylenes, Total	0.40	U	2.0	0.40	0.21
100-42-5	Styrene	0.40	U	1.0	0.40	0.26
75-25-2	Bromoform	0.40	U Q	1.0	0.40	0.23
98-82-8	Isopropylbenzene	0.40	U	1.0	0.40	0.22
108-86-1	Bromobenzene	0.40	U	1.0	0.40	0.21
79-34-5	1,1,2,2-Tetrachloroethane	0.40	U	1.0	0.40	0.27
96-18-4	1,2,3-Trichloropropane	0.40	U	1.0	0.40	0.29
103-65-1	N-Propylbenzene	0.40	U	1.0	0.40	0.19
95-49-8	2-Chlorotoluene	0.40	U	1.0	0.40	0.23
106-43-4	4-Chlorotoluene	0.40	U	1.0	0.40	0.26
108-67-8	1,3,5-Trimethylbenzene	0.40	U	1.0	0.40	0.22
98-06-6	tert-Butylbenzene	0.40	U	1.0	0.40	0.20
95-63-6	1,2,4-Trimethylbenzene	0.40	U	1.0	0.40	0.21
135-98-8	sec-Butylbenzene	0.40	U	1.0	0.40	0.21
99-87-6	4-Isopropyltoluene	0.40	U	1.0	0.40	0.22
541-73-1	1,3-Dichlorobenzene	0.40	U	1.0	0.40	0.20
106-46-7	1,4-Dichlorobenzene	0.40	U	1.0	0.40	0.26
95-50-1	1,2-Dichlorobenzene	0.40	U	1.0	0.40	0.23

FORM I
GC/MS VOA ORGANICS ANALYSIS DATA SHEET

Lab Name: TestAmerica Burlington Job No.: 200-28023-1

SDG No.: 200-28023

Client Sample ID: IRRIGATION #2 Lab Sample ID: 200-28023-1

Matrix: Water Lab File ID: 13776_10.D

Analysis Method: 8260C Date Collected: 05/18/2015 13:35

Sample wt/vol: 5(mL) Date Analyzed: 05/27/2015 16:26

Soil Aliquot Vol: Dilution Factor: 1

Soil Extract Vol.: GC Column: DB-624 ID: 0.53(mm)

% Moisture: Level: (low/med) Low

Analysis Batch No.: 88791 Units: ug/L

CAS NO.	COMPOUND NAME	RESULT	Q	LOQ	LOD	DL
104-51-8	n-Butylbenzene	0.40	U	1.0	0.40	0.20
96-12-8	1,2-Dibromo-3-Chloropropane	0.40	U Q	1.0	0.40	0.24
120-82-1	1,2,4-Trichlorobenzene	0.40	U	1.0	0.40	0.21
87-68-3	Hexachlorobutadiene	0.40	U	1.0	0.40	0.29
91-20-3	Naphthalene	0.40	U Q	1.0	0.40	0.31
87-61-6	1,2,3-Trichlorobenzene	0.40	U	1.0	0.40	0.26

CAS NO.	SURROGATE	%REC	Q	LIMITS
17060-07-0	1,2-Dichloroethane-d4 (Surr)	102		80-120
2037-26-5	Toluene-d8 (Surr)	101		80-120
460-00-4	4-Bromofluorobenzene	104		80-125
1868-53-7	Dibromofluoromethane (Surr)	105		50-150

TestAmerica Burlington
Target Compound Quantitation Report

Data File: \\BTV-LIMS1\ChromData\CHL.i\20150527-13776.b\13776_10.D
Lims ID: 200-28023-A-1 Lab Sample ID: 200-28023-1
Client ID: IRRIGATION #2
Sample Type: Client
Inject. Date: 27-May-2015 16:26:30 ALS Bottle#: 9 Worklist Smp#: 9
Purge Vol: 5.000 mL Dil. Factor: 1.0000
Sample Info: 200-0013776-009
Misc. Info.: 1,5
Operator ID: NEA Instrument ID: CHL.i

Method: \\BTV-LIMS1\ChromData\CHL.i\20150527-13776.b\8260_L_W_Ver.2.m
Limit Group: VM_8260C_Limits
Last Update: 29-May-2015 11:22:59 Calib Date: 20-May-2015 15:58:30
Integrator: RTE ID Type: Deconvolution ID
Quant Method: Internal Standard Quant By: Initial Calibration
Last ICal File: \\BTV-LIMS1\ChromData\CHL.i\20150520-13688.b\13688_09.D

Column 1 : DB-624 (0.53 mm) Det: MS SCAN
Process Host: XAWRK030

First Level Reviewer: archern Date: 28-May-2015 08:55:58

Compound	Sig	RT (min.)	Adj RT (min.)	Dlt RT (min.)	Q	Response	OnCol Amt ug/l	Flags
1 Dichlorodifluoromethane	85		2.628				ND	
2 Chloromethane	50		2.885				ND	
3 Vinyl chloride	62		3.033				ND	
6 Bromomethane	94		3.517				ND	
7 Chloroethane	64		3.685				ND	
9 Trichlorofluoromethane	101		4.090				ND	
13 1,1-Dichloroethene	96		4.949				ND	
14 1,1,2-Trichloro-1,2,2-trif	101		4.959				ND	
15 Acetone	43	5.070	5.048	0.022	90	16507	0.7099	
16 Iodomethane	142		5.196				ND	
17 Carbon disulfide	76	5.327	5.305	0.022	99	24968	0.1653	
19 Methyl acetate	74		5.601				ND	
20 Methylene Chloride	84	5.772	5.759	0.013	98	84686	0.2088	
* 21 TBA-d9 (IS)	65	5.870	5.838	0.032	97	2243349	500.0	
24 trans-1,2-Dichloroethene	96	6.246	6.233	0.013	16	827	0.0143	7
25 Methyl tert-butyl ether	73	6.265	6.253	0.012	1	2378	0.0216	7M
S 26 1,2-Dichloroethene, Total	96				0		1.23	
28 1,1-Dichloroethane	63		6.935				ND	
29 Vinyl acetate	86		7.053				ND	
* 33 2-Butanone-d5	46	7.866	7.843	0.023	98	3052329	125.0	
34 2,2-Dichloropropane	41		7.912				ND	
35 cis-1,2-Dichloroethene	96	7.935	7.922	0.013	93	71486	1.22	
36 2-Butanone (MEK)	72		7.962				ND	
39 Chlorobromomethane	128	8.320	8.327	-0.007	1	2567	0.0766	7
40 Tetrahydrofuran	42		8.456				ND	
41 Chloroform	83	8.478	8.475	0.003	48	6997	0.0670	7
$ 42 Dibromofluoromethane (Surr	113	8.755	8.732	0.023	88	2272362	26.2	7
43 1,1,1-Trichloroethane	97		8.792				ND	
44 Cyclohexane	56		8.910				ND	
45 1,1-Dichloropropene	75		9.078				ND	
46 Carbon tetrachloride	117	9.081	9.088	-0.007	1	1362	0.0189	7

Compound	Sig	RT (min.)	Adj RT (min.)	Dlt RT (min.)	Q	Response	OnCol Amt ug/l	Flags
47 Isobutyl alcohol	43		9.295				ND	
$ 48 1,2-Dichloroethane-d4 (Sur	65	9.327	9.325	0.002	80	1082208	25.4	
49 Benzene	78	9.416	9.434	-0.018	1	1779	0.0109	7
50 1,2-Dichloroethane	62		9.453				ND	
* 52 Fluorobenzene	96	9.920	9.908	0.012	97	4660667	25.0	
54 Trichloroethene	95	10.572	10.570	0.002	99	27872	0.4052	
55 Methylcyclohexane	83		10.905				ND	
56 1,2-Dichloropropane	63		10.945				ND	
* 57 1,4-Dioxane-d8	96	11.115	11.103	0.012	51	219380	500.0	
58 Dibromomethane	93	11.155	11.152	0.003	53	6476	0.1201	
60 1,4-Dioxane	88		11.202				ND	
61 Dichlorobromomethane	83		11.429				ND	
62 2-Chloroethyl vinyl ether	63		12.002				ND	
63 cis-1,3-Dichloropropene	75	12.261	12.249	0.012	85	10091	0.1161	
64 4-Methyl-2-pentanone (MIBK	43		12.525				ND	
$ 65 Toluene-d8 (Surr)	98	12.755	12.753	0.002	98	3808141	25.3	
66 Toluene	92	12.854	12.871	-0.017	22	4051	0.0378	7
67 trans-1,3-Dichloropropene	75	13.298	13.276	0.022	90	12713	0.1859	
69 1,1,2-Trichloroethane	83		13.612				ND	
70 Tetrachloroethene	166	13.930	13.928	0.002	1	1467	0.0172	7
71 1,3-Dichloropropane	76	13.960	13.948	0.012	37	4424	0.0475	7
72 2-Hexanone	43		14.145				ND	
73 Chlorodibromomethane	129	14.424	14.402	0.022	1	3155	0.0360	7M
74 Ethylene Dibromide	107		14.639				ND	
* 75 Chlorobenzene-d5	117	15.659	15.657	0.002	89	3595497	25.0	
76 Chlorobenzene	112		15.726				ND	
77 1,1,1,2-Tetrachloroethane	131		15.894				ND	
78 Ethylbenzene	91	15.995	15.983	0.012	1	3623	0.0170	7
79 m-Xylene & p-Xylene	106	16.272	16.269	0.003	1	1778	0.0236	7
S 80 Xylenes, Total	106				0		0.0337	7
81 o-Xylene	106	17.190	17.198	-0.008	85	734	0.0101	7
82 Styrene	104	17.249	17.227	0.022	86	7260	0.0677	7
83 Bromoform	173		17.622				ND	
84 Isopropylbenzene	105		18.037				ND	
$ 85 4-Bromofluorobenzene	95	18.316	18.314	0.002	93	2479872	26.0	
86 Bromobenzene	156		18.571				ND	
87 1,1,2,2-Tetrachloroethane	83		18.580				ND	
88 1,2,3-Trichloropropane	110		18.650				ND	
90 N-Propylbenzene	120		18.788				ND	
91 2-Chlorotoluene	126	18.909	18.906	0.003	2	565	0.0118	7
92 1,3,5-Trimethylbenzene	105	19.077	19.064	0.013	47	4047	0.0282	7
93 4-Chlorotoluene	126	19.077	19.064	0.013	94	2809	0.0578	7
94 tert-Butylbenzene	119	19.531	19.509	0.022	29	3537	0.0227	7
95 1,2,4-Trimethylbenzene	105	19.581	19.578	0.003	87	4914	0.0353	7
96 sec-Butylbenzene	105	19.808	19.805	0.003	35	6446	0.0308	7
97 1,3-Dichlorobenzene	146	19.936	19.934	0.002	97	14812	0.1427	
98 4-Isopropyltoluene	119		19.993				ND	
* 99 1,4-Dichlorobenzene-d4	152	20.015	20.003	0.012	97	1888795	25.0	
100 1,4-Dichlorobenzene	146		20.032				ND	
101 n-Butylbenzene	91	20.470	20.467	0.003	81	7260	0.0515	7
102 1,2-Dichlorobenzene	146	20.470	20.467	0.003	93	8301	0.0861	7
103 1,2-Dibromo-3-Chloropropan	75		21.257				ND	

Compound	Sig	RT (min.)	Adj RT (min.)	Dlt RT (min.)	Q	Response	OnCol Amt ug/l	Flags
104 1,2,4-Trichlorobenzene	180	22.109	22.087	0.022	89	7248	0.1168	
105 Hexachlorobutadiene	225	22.277	22.265	0.012	53	2587	0.0643	7
106 Naphthalene	128	22.366	22.354	0.012	97	17576	0.1910	
107 1,2,3-Trichlorobenzene	180	22.623	22.610	0.013	91	5995	0.1128	

QC Flag Legend

Processing Flags

7 - Failed Limit of Detection

Review Flags

M - Manually Integrated

Reagents:

8260SScorp_00013	Amount Added:	2.50	Units: uL	
8260IScorp._00015	Amount Added:	2.50	Units: uL	Run Reagent

Report Date: 29-May-2015 11:23:10 Chrom Revision: 2.2 05-May-2015 11:39:10

TestAmerica Burlington

Data File: \\BTV-LIMS1\ChromData\CHL.i\20150527-13776.b\13776_10.D

Injection Date:	27-May-2015 16:26:30	Instrument ID:	CHL.i	Operator ID:	NEA
Lims ID:	200-28023-A-1	Lab Sample ID:	200-28023-1	Worklist Smp#:	9
Client ID:	IRRIGATION #2				
Purge Vol:	5.000 mL	Dil. Factor:	1.0000	ALS Bottle#:	9
Method:	8260_L_W_Ver.2	Limit Group:	VM_8260C_Limits		

Column: DB-624 (0.53 mm)

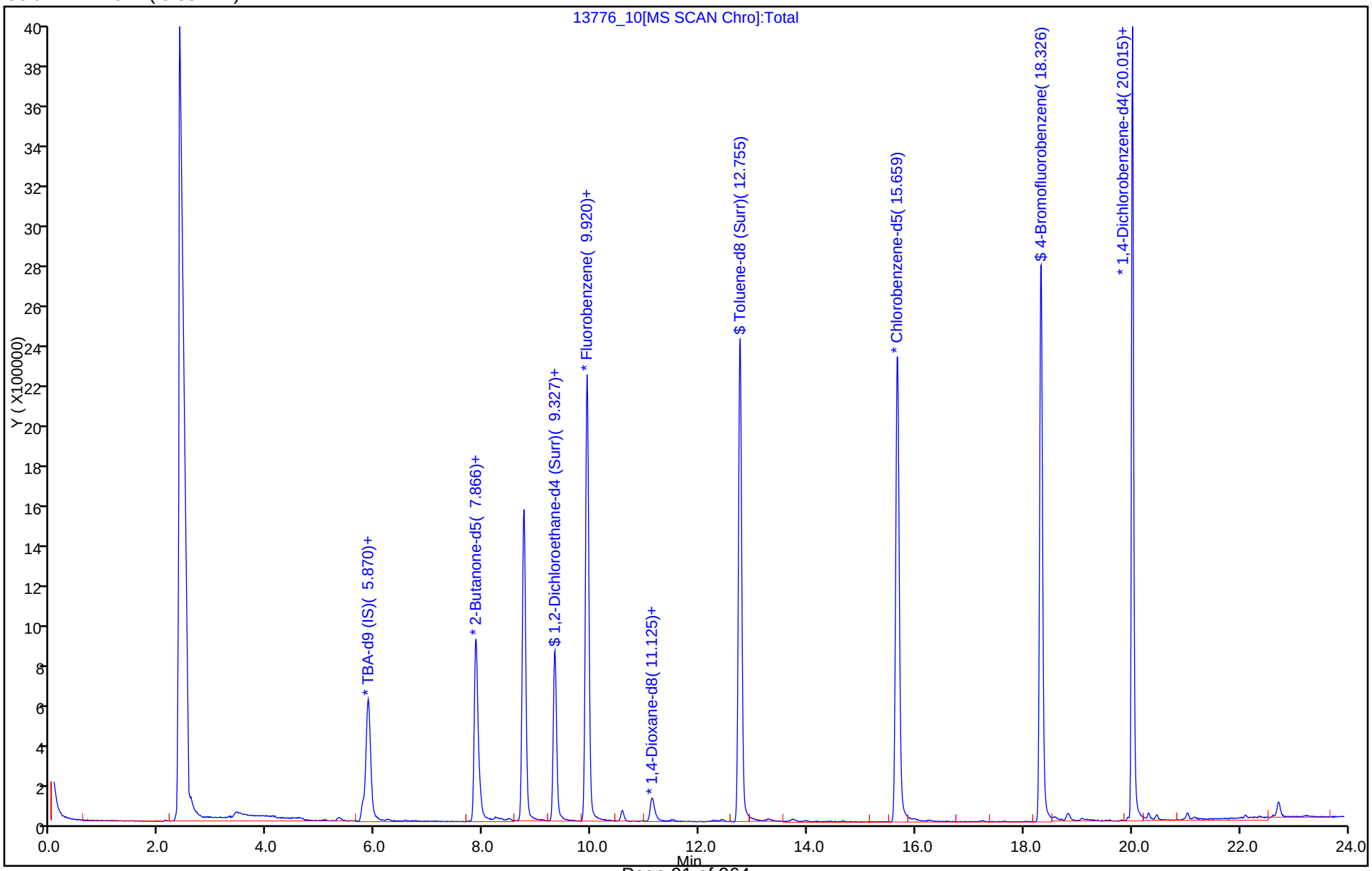

Report Date: 29-May-2015 11:23:10 Chrom Revision: 2.2 05-May-2015 11:39:10

TestAmerica Burlington

Data File: \\BTV-LIMS1\ChromData\CHL.i\20150527-13776.b\13776_10.D

Injection Date:	27-May-2015 16:26:30	Instrument ID:	CHL.i		
Lims ID:	200-28023-A-1	Lab Sample ID:	200-28023-1		
Client ID:	IRRIGATION #2				
Operator ID:	NEA	ALS Bottle#:	9	Worklist Smp#:	9
Purge Vol:	5.000 mL	Dil. Factor:	1.0000		
Method:	8260_L_W_Ver.2	Limit Group:	VM_8260C_Limits		
Column:	DB-624 (0.53 mm)	Detector	MS SCAN		

35 cis-1,2-Dichloroethene, CAS: 156-59-2

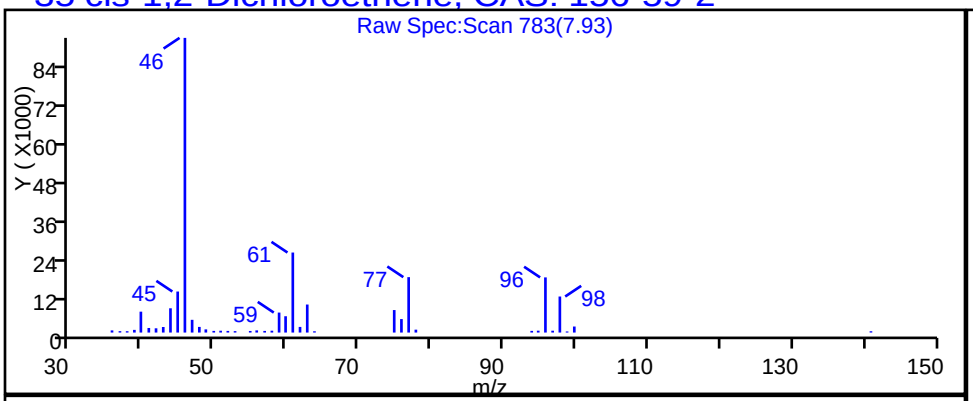

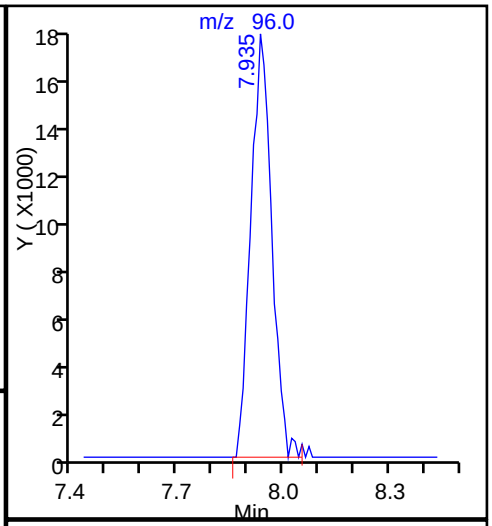

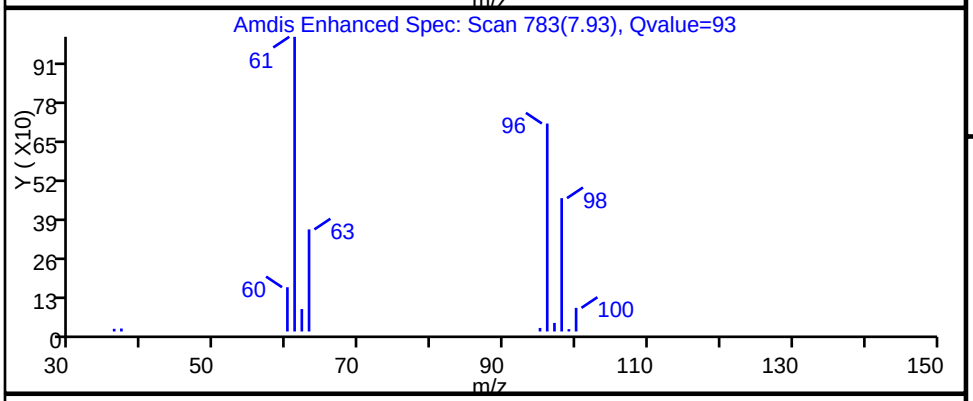

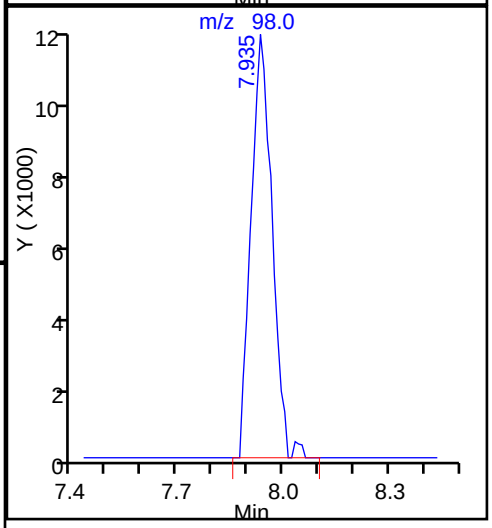

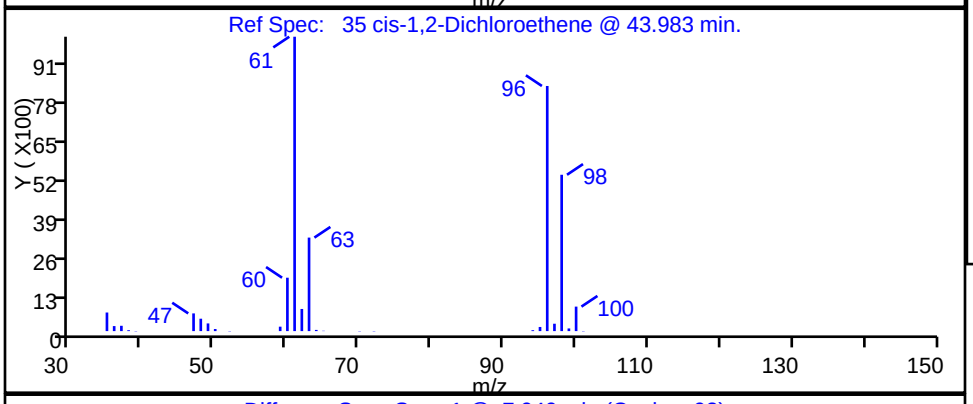

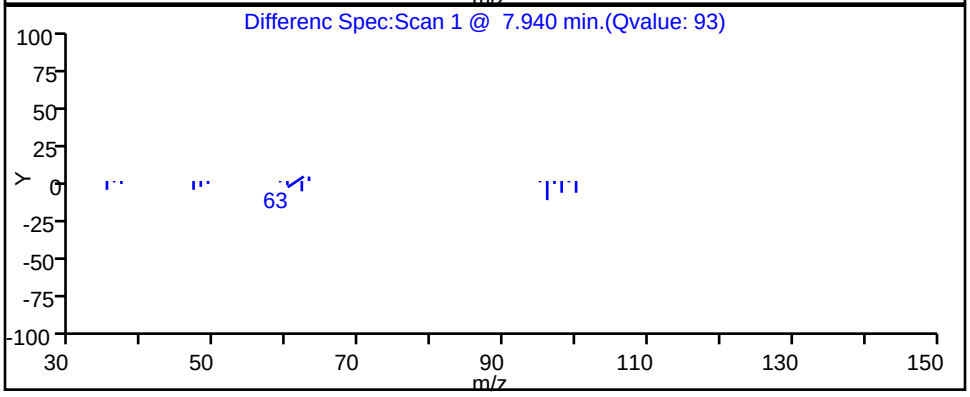

Report Date: 29-May-2015 11:23:10 Chrom Revision: 2.2 05-May-2015 11:39:10

TestAmerica Burlington

Data File: \\BTV-LIMS1\ChromData\CHL.i\20150527-13776.b\13776_10.D

Injection Date:	27-May-2015 16:26:30	Instrument ID:	CHL.i
Lims ID:	200-28023-A-1	Lab Sample ID:	200-28023-1
Client ID:	IRRIGATION #2		
Operator ID:	NEA	ALS Bottle#:	9 Worklist Smp#: 9
Purge Vol:	5.000 mL	Dil. Factor:	1.0000
Method:	8260_L_W_Ver.2	Limit Group:	VM_8260C_Limits
Column:	DB-624 (0.53 mm)	Detector	MS SCAN

54 Trichloroethene, CAS: 79-01-6

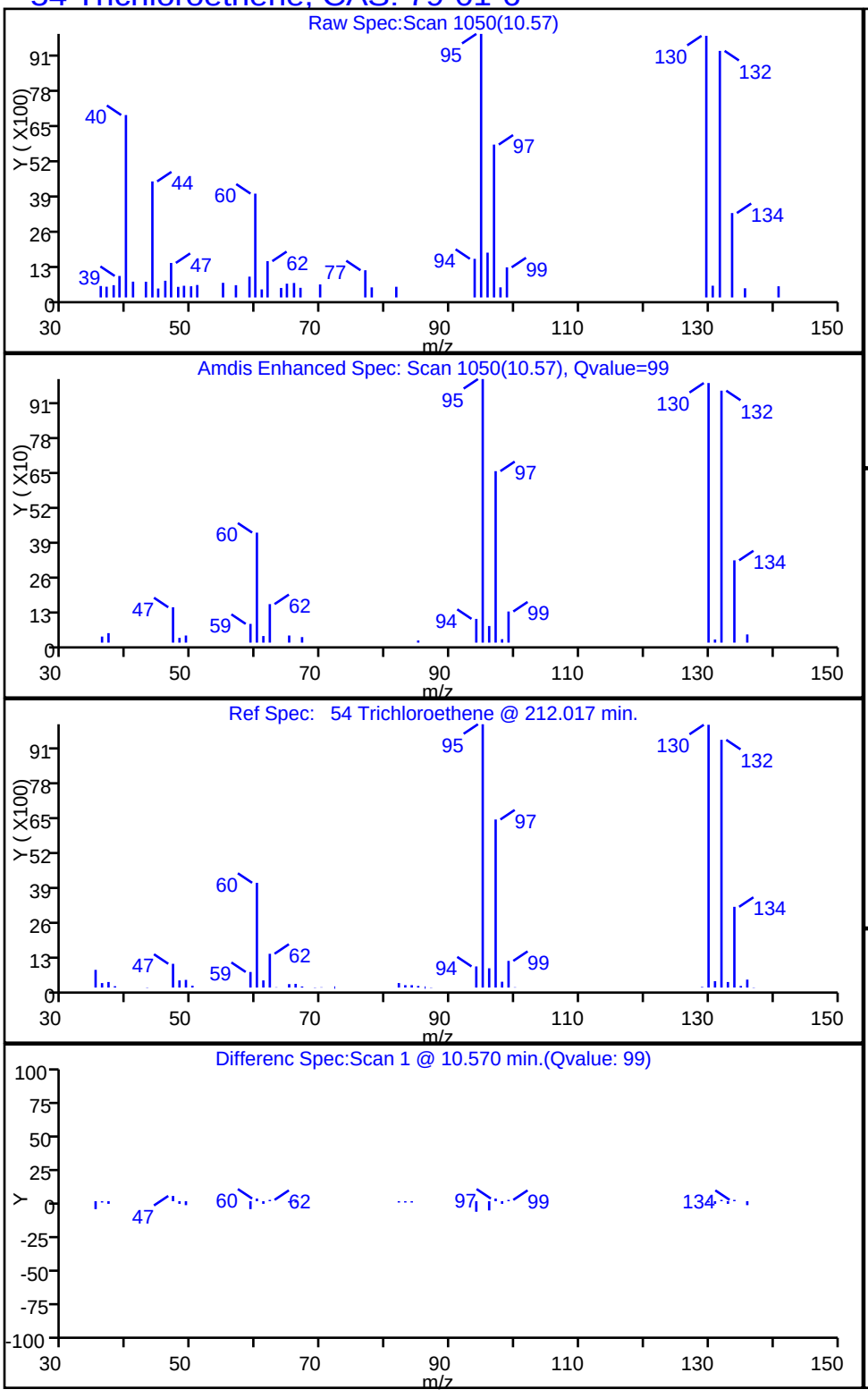

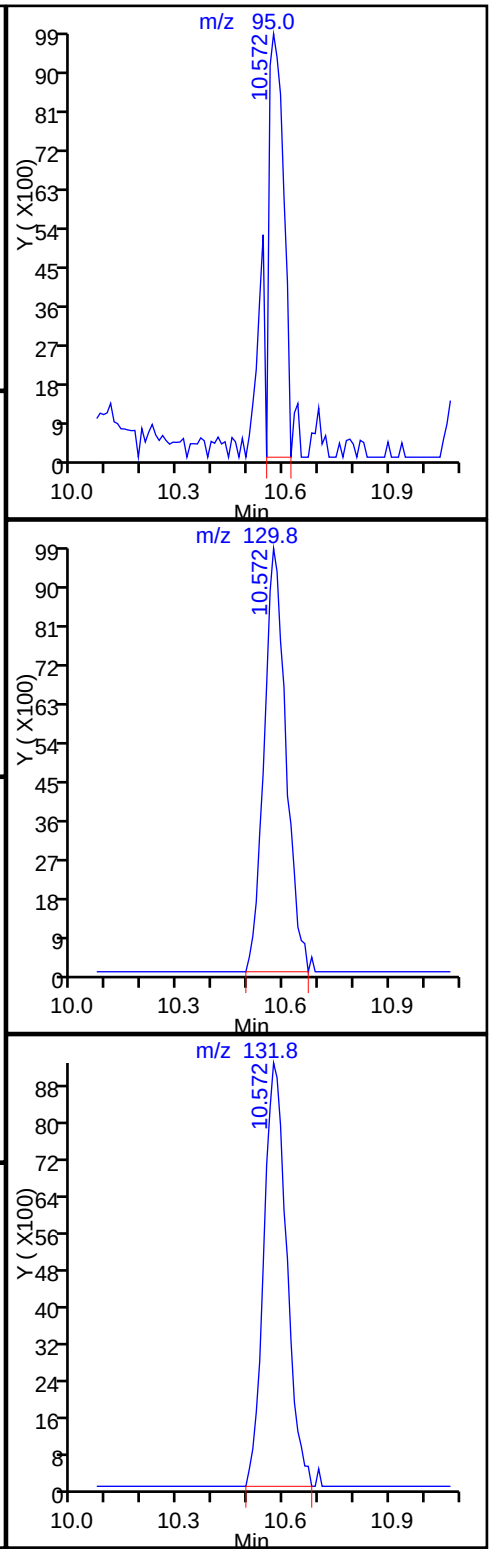

TestAmerica Burlington

Data File: \\BTV-LIMS1\ChromData\CHL.i\20150527-13776.b\13776_10.D
Injection Date: 27-May-2015 16:26:30 Instrument ID: CHL.i
Lims ID: 200-28023-A-1 Lab Sample ID: 200-28023-1
Client ID: IRRIGATION #2
Operator ID: NEA ALS Bottle#: 9 Worklist Smp#: 9
Purge Vol: 5.000 mL Dil. Factor: 1.0000
Method: 8260_L_W_Ver.2 Limit Group: VM_8260C_Limits
Column: DB-624 (0.53 mm) Detector MS SCAN

25 Methyl tert-butyl ether, CAS: 1634-04-4

Processing Integration Results

RT: 6.23
Area: 426
Amount: 0.003863
Amount Units: ug/l

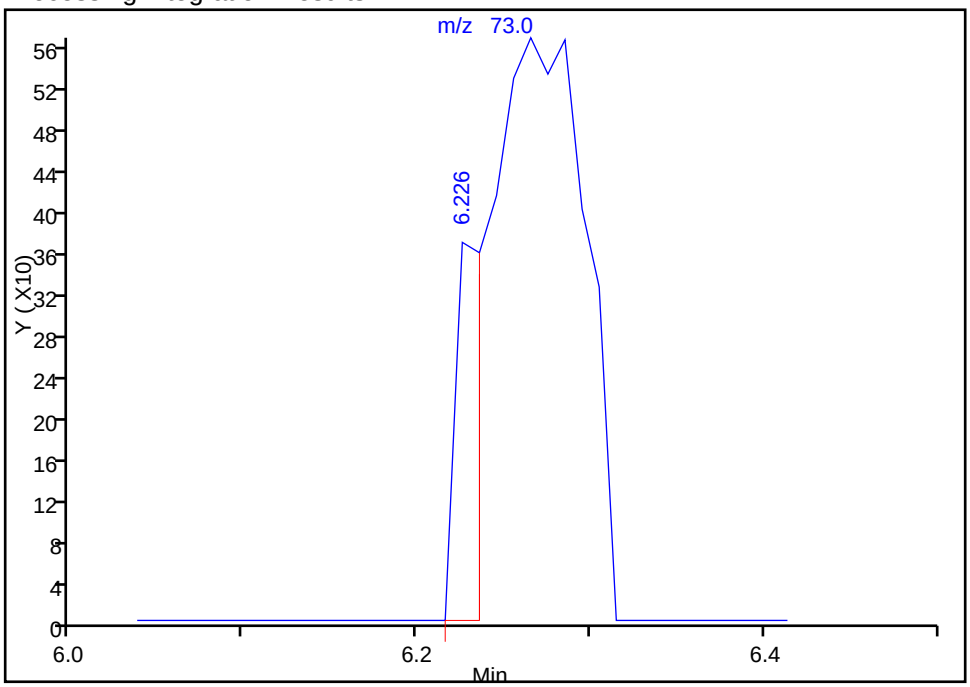

Manual Integration Results

RT: 6.27
Area: 2378
Amount: 0.021566
Amount Units: ug/l

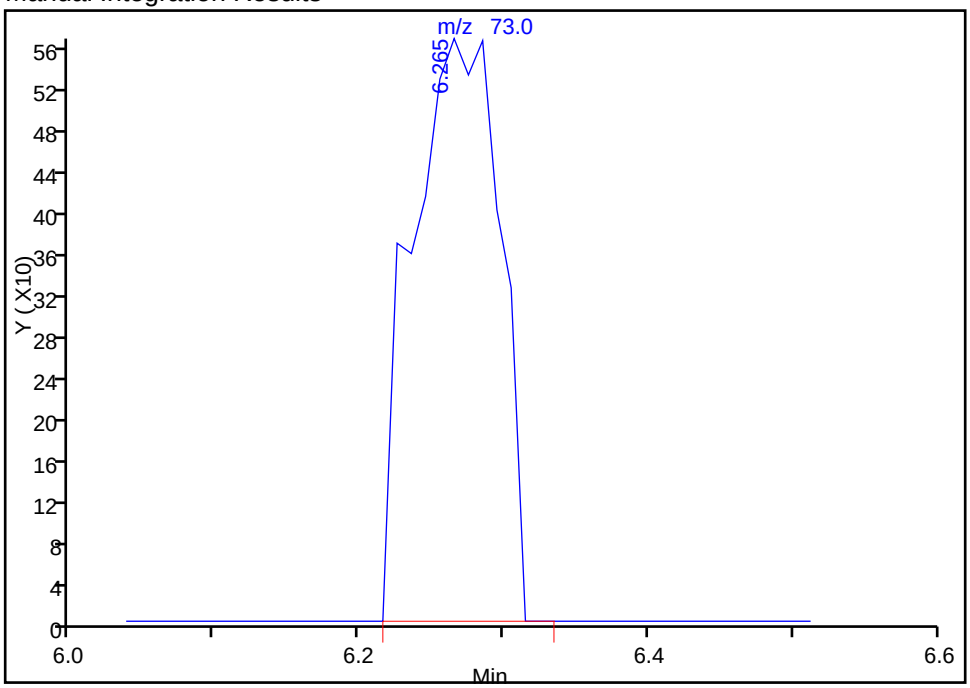

Reviewer: archern, 28-May-2015 13:31:16
Audit Action: Manually Integrated
Audit Reason: Baseline Event

Manual Integration/User Assign Peak Report

TestAmerica Burlington

Data File:	\\BTV-LIMS1\ChromData\CHL.i\20150527-13776.b\13776_10.D				
Injection Date:	27-May-2015 16:26:30	Instrument ID:	CHL.i		
Lims ID:	200-28023-A-1	Lab Sample ID:	200-28023-1		
Client ID:	IRRIGATION #2				
Operator ID:	NEA	ALS Bottle#:	9	Worklist Smp#:	9
Purge Vol:	5.000 mL	Dil. Factor:	1.0000		
Method:	8260_L_W_Ver.2	Limit Group:	VM_8260C_Limits		
Column:	DB-624 (0.53 mm)	Detector	MS SCAN		

73 Chlorodibromomethane, CAS: 124-48-1

Processing Integration Results

RT: 14.40
Area: 1516
Amount: 0.017307
Amount Units: ug/l

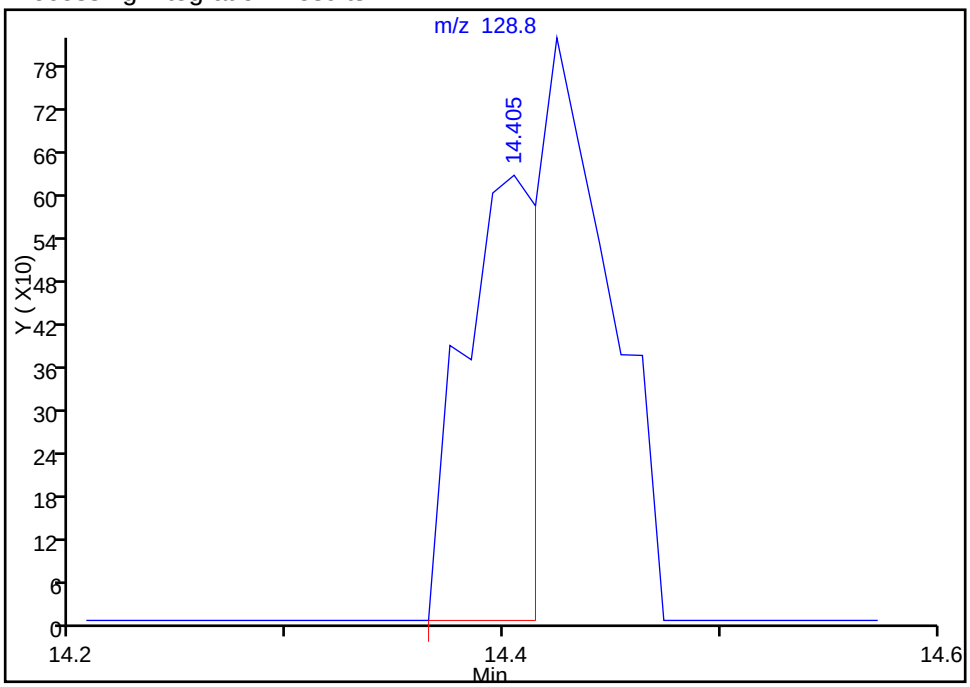

Manual Integration Results

RT: 14.42
Area: 3155
Amount: 0.036019
Amount Units: ug/l

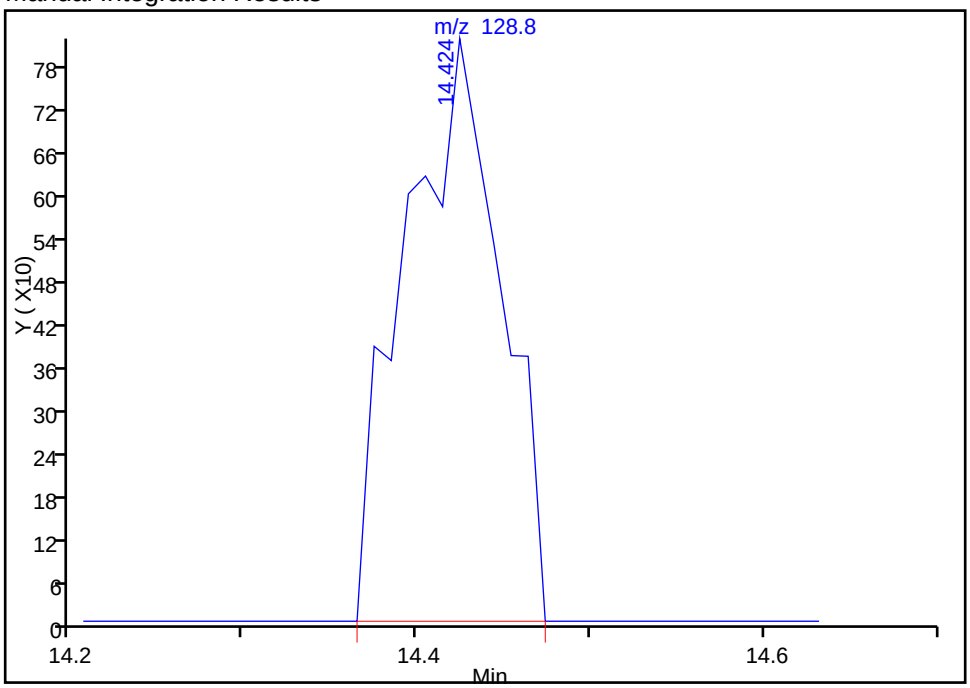

Reviewer: archern, 28-May-2015 13:31:16
Audit Action: Manually Integrated
Audit Reason: Baseline Event

FORM I
GC/MS VOA ORGANICS ANALYSIS DATA SHEET

Lab Name: TestAmerica Burlington | Job No.: 200-28023-1

SDG No.: 200-28023

Client Sample ID: IRRIGATION #3 | Lab Sample ID: 200-28023-2

Matrix: Water | Lab File ID: 13776_11.D

Analysis Method: 8260C | Date Collected: 05/18/2015 11:25

Sample wt/vol: 5(mL) | Date Analyzed: 05/27/2015 17:00

Soil Aliquot Vol: | Dilution Factor: 1

Soil Extract Vol.: | GC Column: DB-624 ID: 0.53(mm)

% Moisture: | Level: (low/med) Low

Analysis Batch No.: 88791 | Units: ug/L

CAS NO.	COMPOUND NAME	RESULT	Q	LOQ	LOD	DL
75-71-8	Dichlorodifluoromethane	0.40	U	1.0	0.40	0.27
74-87-3	Chloromethane	0.40	U	1.0	0.40	0.34
75-01-4	Vinyl chloride	0.40	U	1.0	0.40	0.23
74-83-9	Bromomethane	0.40	U Q	1.0	0.40	0.34
75-00-3	Chloroethane	0.40	U	1.0	0.40	0.37
75-69-4	Trichlorofluoromethane	0.40	U	1.0	0.40	0.30
75-35-4	1,1-Dichloroethene	0.40	U	1.0	0.40	0.19
76-13-1	1,1,2-Trichloro-1,2,2-trifl uoroethane	0.40	U	1.0	0.40	0.24
67-64-1	Acetone	1.9	U Q	5.0	1.9	1.7
74-88-4	Iodomethane	0.40	U	1.0	0.40	0.23
75-15-0	Carbon disulfide	0.40	U	1.0	0.40	0.21
79-20-9	Methyl acetate	1.9	U	5.0	1.9	0.87
75-09-2	Methylene Chloride	0.40	U	1.0	0.40	0.23
156-60-5	trans-1,2-Dichloroethene	0.40	U	1.0	0.40	0.23
540-59-0	1,2-Dichloroethene, Total	0.28	J	2.0	0.40	0.22
1634-04-4	Methyl tert-butyl ether	0.40	U	1.0	0.40	0.21
75-34-3	1,1-Dichloroethane	0.40	U	1.0	0.40	0.21
108-05-4	Vinyl acetate	0.80	U Q	5.0	0.80	0.53
594-20-7	2,2-Dichloropropane	0.80	U	1.0	0.80	0.47
156-59-2	cis-1,2-Dichloroethene	0.28	J	1.0	0.40	0.22
78-93-3	2-Butanone (MEK)	1.9	U	5.0	1.9	1.3
74-97-5	Chlorobromomethane	0.40	U	1.0	0.40	0.26
109-99-9	Tetrahydrofuran	1.6	U Q	2.0	1.6	0.94
67-66-3	Chloroform	0.40	U	1.0	0.40	0.20
71-55-6	1,1,1-Trichloroethane	0.40	U	1.0	0.40	0.20
110-82-7	Cyclohexane	0.40	U	1.0	0.40	0.22
563-58-6	1,1-Dichloropropene	0.40	U	1.0	0.40	0.19
56-23-5	Carbon tetrachloride	0.40	U Q	1.0	0.40	0.22
78-83-1	Isobutyl alcohol	9.7	U Q	50	9.7	9.0
71-43-2	Benzene	0.40	U	1.0	0.40	0.19
107-06-2	1,2-Dichloroethane	0.40	U	1.0	0.40	0.19
79-01-6	Trichloroethene	0.40	U	1.0	0.40	0.18
108-87-2	Methylcyclohexane	0.40	U	1.0	0.40	0.20
78-87-5	1,2-Dichloropropane	0.40	U	1.0	0.40	0.24
74-95-3	Dibromomethane	0.40	U	1.0	0.40	0.24

FORM I
GC/MS VOA ORGANICS ANALYSIS DATA SHEET

Lab Name: TestAmerica Burlington | Job No.: 200-28023-1

SDG No.: 200-28023

Client Sample ID: IRRIGATION #3 | Lab Sample ID: 200-28023-2

Matrix: Water | Lab File ID: 13776_11.D

Analysis Method: 8260C | Date Collected: 05/18/2015 11:25

Sample wt/vol: 5(mL) | Date Analyzed: 05/27/2015 17:00

Soil Aliquot Vol: | Dilution Factor: 1

Soil Extract Vol.: | GC Column: DB-624 ID: 0.53(mm)

% Moisture: | Level: (low/med) Low

Analysis Batch No.: 88791 | Units: ug/L

CAS NO.	COMPOUND NAME	RESULT	Q	LOQ	LOD	DL
123-91-1	1,4-Dioxane	16	U	40	16	6.2
75-27-4	Dichlorobromomethane	0.40	U	1.0	0.40	0.20
110-75-8	2-Chloroethyl vinyl ether	0.40	U Q	1.0	0.40	0.18
10061-01-5	cis-1,3-Dichloropropene	0.40	U	1.0	0.40	0.22
108-10-1	4-Methyl-2-pentanone (MIBK)	1.9	U	5.0	1.9	0.82
108-88-3	Toluene	0.40	U	1.0	0.40	0.22
10061-02-6	trans-1,3-Dichloropropene	0.40	U Q	1.0	0.40	0.26
79-00-5	1,1,2-Trichloroethane	0.40	U	1.0	0.40	0.24
127-18-4	Tetrachloroethene	0.40	U	1.0	0.40	0.22
142-28-9	1,3-Dichloropropane	0.40	U	1.0	0.40	0.20
591-78-6	2-Hexanone	1.9	U	5.0	1.9	1.2
124-48-1	Chlorodibromomethane	0.40	U	1.0	0.40	0.22
106-93-4	Ethylene Dibromide	0.40	U	1.0	0.40	0.22
108-90-7	Chlorobenzene	0.40	U	1.0	0.40	0.18
630-20-6	1,1,1,2-Tetrachloroethane	0.40	U	1.0	0.40	0.20
100-41-4	Ethylbenzene	0.40	U	1.0	0.40	0.20
179601-23-1	m-Xylene & p-Xylene	0.40	U	1.0	0.40	0.21
95-47-6	o-Xylene	0.40	U	1.0	0.40	0.23
1330-20-7	Xylenes, Total	0.40	U	2.0	0.40	0.21
100-42-5	Styrene	0.40	U	1.0	0.40	0.26
75-25-2	Bromoform	0.40	U Q	1.0	0.40	0.23
98-82-8	Isopropylbenzene	0.40	U	1.0	0.40	0.22
108-86-1	Bromobenzene	0.40	U	1.0	0.40	0.21
79-34-5	1,1,2,2-Tetrachloroethane	0.40	U	1.0	0.40	0.27
96-18-4	1,2,3-Trichloropropane	0.40	U	1.0	0.40	0.29
103-65-1	N-Propylbenzene	0.40	U	1.0	0.40	0.19
95-49-8	2-Chlorotoluene	0.40	U	1.0	0.40	0.23
106-43-4	4-Chlorotoluene	0.40	U	1.0	0.40	0.26
108-67-8	1,3,5-Trimethylbenzene	0.40	U	1.0	0.40	0.22
98-06-6	tert-Butylbenzene	0.40	U	1.0	0.40	0.20
95-63-6	1,2,4-Trimethylbenzene	0.40	U	1.0	0.40	0.21
135-98-8	sec-Butylbenzene	0.40	U	1.0	0.40	0.21
99-87-6	4-Isopropyltoluene	0.40	U	1.0	0.40	0.22
541-73-1	1,3-Dichlorobenzene	0.40	U	1.0	0.40	0.20
106-46-7	1,4-Dichlorobenzene	0.40	U	1.0	0.40	0.26
95-50-1	1,2-Dichlorobenzene	0.40	U	1.0	0.40	0.23

FORM I
GC/MS VOA ORGANICS ANALYSIS DATA SHEET

Lab Name: TestAmerica Burlington Job No.: 200-28023-1

SDG No.: 200-28023

Client Sample ID: IRRIGATION #3 Lab Sample ID: 200-28023-2

Matrix: Water Lab File ID: 13776_11.D

Analysis Method: 8260C Date Collected: 05/18/2015 11:25

Sample wt/vol: 5(mL) Date Analyzed: 05/27/2015 17:00

Soil Aliquot Vol: Dilution Factor: 1

Soil Extract Vol.: GC Column: DB-624 ID: 0.53(mm)

% Moisture: Level: (low/med) Low

Analysis Batch No.: 88791 Units: ug/L

CAS NO.	COMPOUND NAME	RESULT	Q	LOQ	LOD	DL
104-51-8	n-Butylbenzene	0.40	U	1.0	0.40	0.20
96-12-8	1,2-Dibromo-3-Chloropropane	0.40	U Q	1.0	0.40	0.24
120-82-1	1,2,4-Trichlorobenzene	0.40	U	1.0	0.40	0.21
87-68-3	Hexachlorobutadiene	0.40	U	1.0	0.40	0.29
91-20-3	Naphthalene	0.40	U Q	1.0	0.40	0.31
87-61-6	1,2,3-Trichlorobenzene	0.40	U	1.0	0.40	0.26

CAS NO.	SURROGATE	%REC	Q	LIMITS
17060-07-0	1,2-Dichloroethane-d4 (Surr)	105		80-120
2037-26-5	Toluene-d8 (Surr)	104		80-120
460-00-4	4-Bromofluorobenzene	106		80-125
1868-53-7	Dibromofluoromethane (Surr)	107		50-150

TestAmerica Burlington
Target Compound Quantitation Report

Data File: \\BTV-LIMS1\ChromData\CHL.i\20150527-13776.b\13776_11.D
Lims ID: 200-28023-A-2 Lab Sample ID: 200-28023-2
Client ID: IRRIGATION #3
Sample Type: Client
Inject. Date: 27-May-2015 17:00:30 ALS Bottle#: 10 Worklist Smp#: 10
Purge Vol: 5.000 mL Dil. Factor: 1.0000
Sample Info: 200-0013776-010
Misc. Info.: 1,5
Operator ID: NEA Instrument ID: CHL.i

Method: \\BTV-LIMS1\ChromData\CHL.i\20150527-13776.b\8260_L_W_Ver.2.m
Limit Group: VM_8260C_Limits
Last Update: 29-May-2015 11:22:59 Calib Date: 20-May-2015 15:58:30
Integrator: RTE ID Type: Deconvolution ID
Quant Method: Internal Standard Quant By: Initial Calibration
Last ICal File: \\BTV-LIMS1\ChromData\CHL.i\20150520-13688.b\13688_09.D

Column 1 : DB-624 (0.53 mm) Det: MS SCAN
Process Host: XAWRK030

First Level Reviewer: archern Date: 28-May-2015 13:35:06

Compound	Sig	RT (min.)	Adj RT (min.)	Dlt RT (min.)	Q	Response	OnCol Amt ug/l	Flags
1 Dichlorodifluoromethane	85		2.628				ND	
2 Chloromethane	50		2.885				ND	
3 Vinyl chloride	62		3.033				ND	
6 Bromomethane	94		3.517				ND	
7 Chloroethane	64		3.685				ND	
9 Trichlorofluoromethane	101		4.090				ND	
13 1,1-Dichloroethene	96		4.949				ND	
14 1,1,2-Trichloro-1,2,2-trif	101		4.959				ND	
15 Acetone	43	5.067	5.048	0.019	96	3381	0.1402	
16 Iodomethane	142	5.195	5.196	-0.001	26	1770	0.0298	7
17 Carbon disulfide	76	5.324	5.305	0.019	96	18337	0.1212	
19 Methyl acetate	74		5.601				ND	
20 Methylene Chloride	84	5.778	5.759	0.019	97	79563	0.1137	
* 21 TBA-d9 (IS)	65	5.867	5.838	0.029	97	2248464	500.0	
24 trans-1,2-Dichloroethene	96		6.233				ND	
25 Methyl tert-butyl ether	73		6.253				ND	
S 26 1,2-Dichloroethene, Total	96				0		0.2788	
28 1,1-Dichloroethane	63		6.935				ND	
29 Vinyl acetate	86		7.053				ND	
* 33 2-Butanone-d5	46	7.862	7.843	0.019	98	3164939	125.0	
34 2,2-Dichloropropane	41		7.912				ND	
35 cis-1,2-Dichloroethene	96	7.941	7.922	0.019	92	16389	0.2788	
36 2-Butanone (MEK)	72		7.962				ND	
39 Chlorobromomethane	128		8.327				ND	
40 Tetrahydrofuran	42		8.456				ND	
41 Chloroform	83	8.495	8.475	0.020	90	7062	0.0675	7
$ 42 Dibromofluoromethane (Surr	113	8.751	8.732	0.019	89	2318983	26.7	7
43 1,1,1-Trichloroethane	97		8.792				ND	
44 Cyclohexane	56		8.910				ND	
45 1,1-Dichloropropene	75		9.078				ND	
46 Carbon tetrachloride	117		9.088				ND	

Compound	Sig	RT (min.)	Adj RT (min.)	Dlt RT (min.)	Q	Response	OnCol Amt ug/l	Flags
47 Isobutyl alcohol	43		9.295				ND	
$ 48 1,2-Dichloroethane-d4 (Sur	65	9.324	9.325	-0.001	79	1122216	26.3	
49 Benzene	78	9.423	9.434	-0.011	1	2154	0.0131	7
50 1,2-Dichloroethane	62		9.453				ND	
* 52 Fluorobenzene	96	9.917	9.908	0.009	98	4668510	25.0	
54 Trichloroethene	95		10.570				ND	
55 Methylcyclohexane	83		10.905				ND	
56 1,2-Dichloropropane	63		10.945				ND	
* 57 1,4-Dioxane-d8	96	11.102	11.103	-0.001	27	193165	500.0	
58 Dibromomethane	93		11.152				ND	
60 1,4-Dioxane	88		11.202				ND	
61 Dichlorobromomethane	83		11.429				ND	
62 2-Chloroethyl vinyl ether	63		12.002				ND	
63 cis-1,3-Dichloropropene	75		12.249				ND	
64 4-Methyl-2-pentanone (MIBK	43		12.525				ND	
$ 65 Toluene-d8 (Surr)	98	12.742	12.753	-0.011	99	3924110	25.9	
66 Toluene	92	12.870	12.871	-0.001	36	3989	0.0370	7
67 trans-1,3-Dichloropropene	75		13.276				ND	
69 1,1,2-Trichloroethane	83		13.612				ND	
70 Tetrachloroethene	166		13.928				ND	
71 1,3-Dichloropropane	76		13.948				ND	
72 2-Hexanone	43		14.145				ND	
73 Chlorodibromomethane	129	14.382	14.402	-0.020	1	692	0.007839	7
74 Ethylene Dibromide	107		14.639				ND	
* 75 Chlorobenzene-d5	117	15.656	15.657	-0.001	89	3623710	25.0	
76 Chlorobenzene	112		15.726				ND	
77 1,1,1,2-Tetrachloroethane	131		15.894				ND	
78 Ethylbenzene	91		15.983				ND	
79 m-Xylene & p-Xylene	106	16.298	16.269	0.029	77	582	0.007680	7
S 80 Xylenes, Total	106				0		0.0130	7
81 o-Xylene	106	17.207	17.198	0.009	1	393	0.005354	7
82 Styrene	104	17.256	17.227	0.029	1	3138	0.0290	7
83 Bromoform	173		17.622				ND	
84 Isopropylbenzene	105		18.037				ND	
$ 85 4-Bromofluorobenzene	95	18.323	18.314	0.009	87	2549370	26.4	
86 Bromobenzene	156	18.580	18.571	0.010	73	1354	0.0197	7
87 1,1,2,2-Tetrachloroethane	83		18.580				ND	
88 1,2,3-Trichloropropane	110		18.650				ND	
90 N-Propylbenzene	120		18.788				ND	
91 2-Chlorotoluene	126	18.916	18.906	0.010	1	475	0.009768	7
92 1,3,5-Trimethylbenzene	105	19.064	19.064	0.000	9	1737	0.0120	7
93 4-Chlorotoluene	126	19.083	19.064	0.019	87	1287	0.0262	7
94 tert-Butylbenzene	119	19.528	19.509	0.019	1	2345	0.0149	7
95 1,2,4-Trimethylbenzene	105	19.587	19.578	0.009	88	4008	0.0285	7
96 sec-Butylbenzene	105	19.814	19.805	0.009	1	5017	0.0237	7
97 1,3-Dichlorobenzene	146	19.933	19.934	-0.001	91	4315	0.0411	7
98 4-Isopropyltoluene	119		19.993				ND	
* 99 1,4-Dichlorobenzene-d4	152	20.012	20.003	0.009	97	1911501	25.0	
100 1,4-Dichlorobenzene	146		20.032				ND	
101 n-Butylbenzene	91	20.466	20.467	-0.001	89	5815	0.0408	7
102 1,2-Dichlorobenzene	146	20.476	20.467	0.009	88	3497	0.0359	7
103 1,2-Dibromo-3-Chloropropan	75		21.257				ND	

Compound	Sig	RT (min.)	Adj RT (min.)	Dlt RT (min.)	Q	Response	OnCol Amt ug/l	Flags
104 1,2,4-Trichlorobenzene	180	22.106	22.087	0.019	81	3594	0.0572	7
105 Hexachlorobutadiene	225		22.265				ND	
106 Naphthalene	128	22.363	22.354	0.009	95	11259	0.1209	
107 1,2,3-Trichlorobenzene	180	22.639	22.610	0.029	1	1215	0.0226	7

QC Flag Legend

Processing Flags

7 - Failed Limit of Detection

Reagents:

8260SScorp_00013	Amount Added:	2.50	Units: uL	
8260IScorp._00015	Amount Added:	2.50	Units: uL	Run Reagent

Report Date: 29-May-2015 11:23:11 Chrom Revision: 2.2 05-May-2015 11:39:10

TestAmerica Burlington

Data File:	\\BTV-LIMS1\ChromData\CHL.i\20150527-13776.b\13776_11.D				
Injection Date:	27-May-2015 17:00:30	Instrument ID:	CHL.i	Operator ID:	NEA
Lims ID:	200-28023-A-2	Lab Sample ID:	200-28023-2	Worklist Smp#:	10
Client ID:	IRRIGATION #3				
Purge Vol:	5.000 mL	Dil. Factor:	1.0000	ALS Bottle#:	10
Method:	8260_L_W_Ver.2	Limit Group:	VM_8260C_Limits		

Column: DB-624 (0.53 mm)

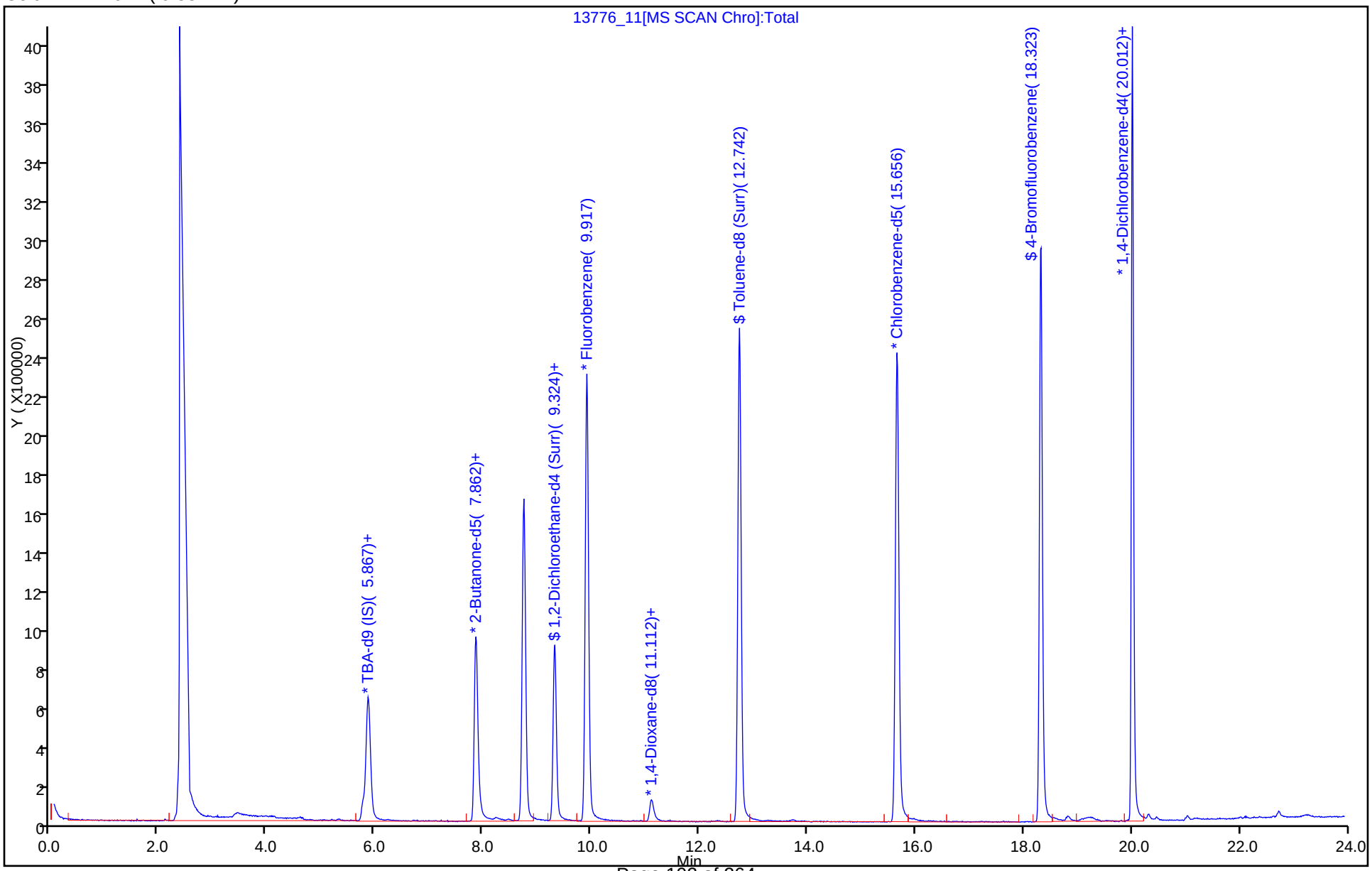

Report Date: 29-May-2015 11:23:12 Chrom Revision: 2.2 05-May-2015 11:39:10

TestAmerica Burlington

Data File: \\BTV-LIMS1\ChromData\CHL.i\20150527-13776.b\13776_11.D

Injection Date:	27-May-2015 17:00:30	Instrument ID:	CHL.i		
Lims ID:	200-28023-A-2	Lab Sample ID:	200-28023-2		
Client ID:	IRRIGATION #3				
Operator ID:	NEA	ALS Bottle#:	10	Worklist Smp#:	10
Purge Vol:	5.000 mL	Dil. Factor:	1.0000		
Method:	8260_L_W_Ver.2	Limit Group:	VM_8260C_Limits		
Column:	DB-624 (0.53 mm)	Detector	MS SCAN		

35 cis-1,2-Dichloroethene, CAS: 156-59-2

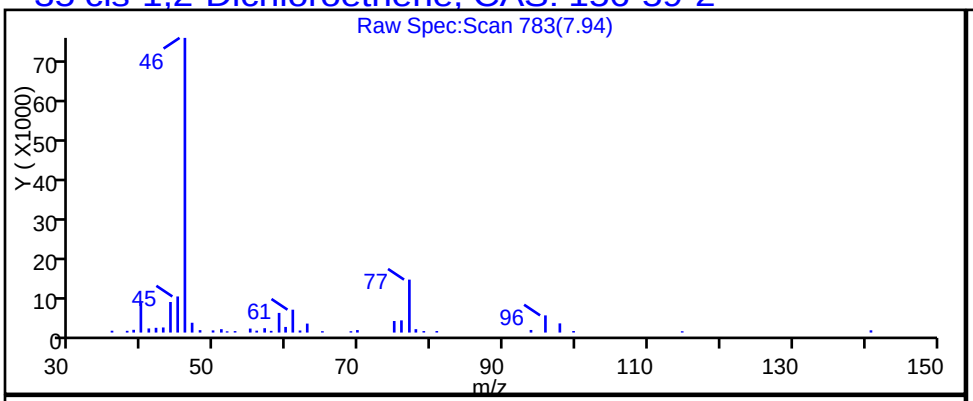

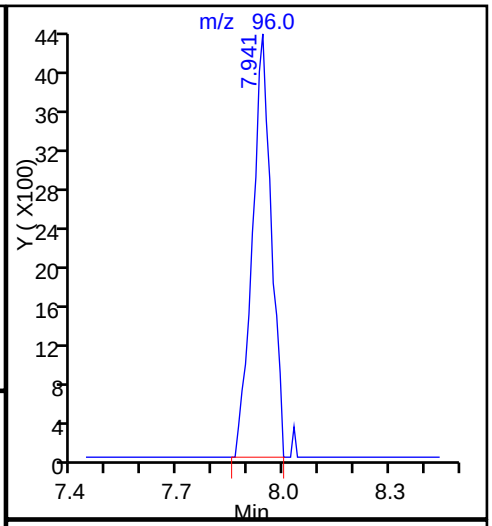

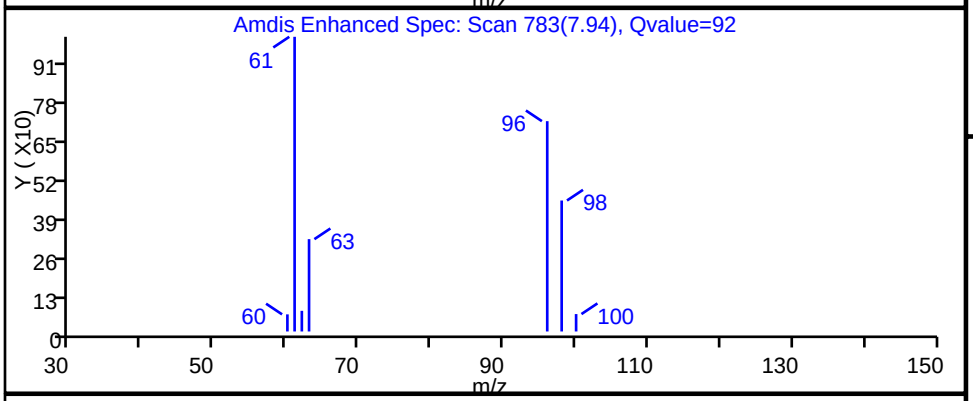

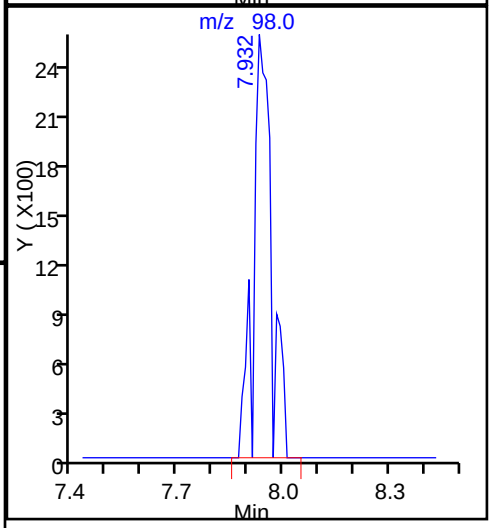

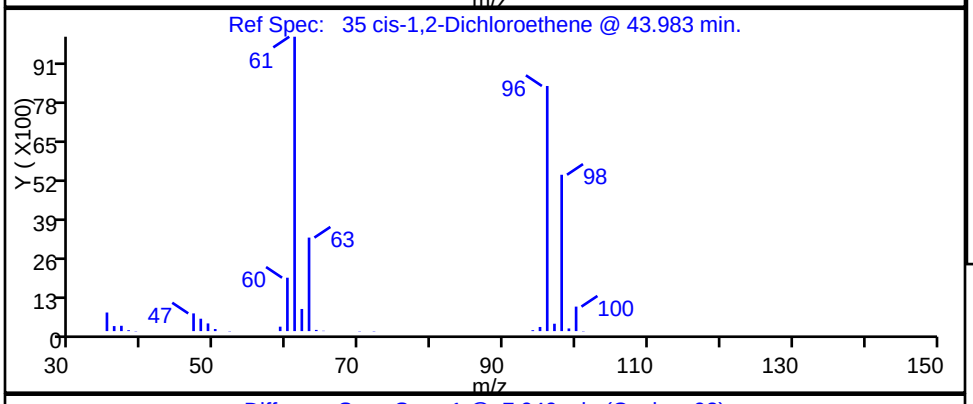

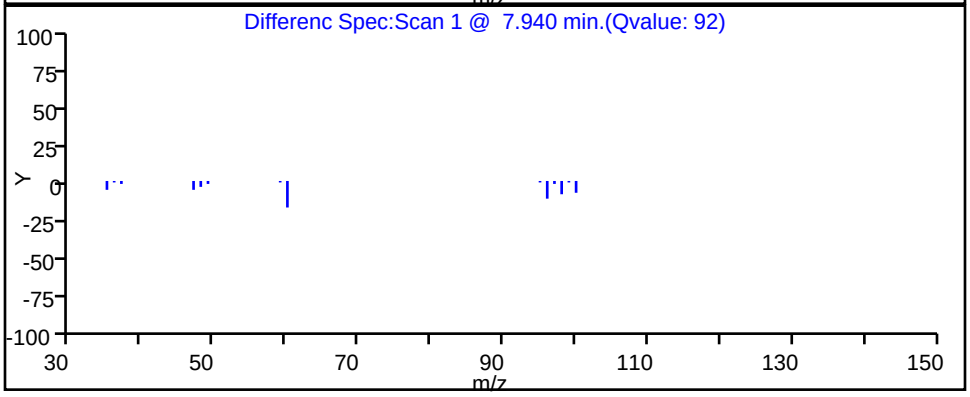

FORM I
GC/MS VOA ORGANICS ANALYSIS DATA SHEET

Lab Name: TestAmerica Burlington | Job No.: 200-28023-1

SDG No.: 200-28023

Client Sample ID: IRRIGATION #4 | Lab Sample ID: 200-28023-3

Matrix: Water | Lab File ID: 13776_12.D

Analysis Method: 8260C | Date Collected: 05/18/2015 09:55

Sample wt/vol: 5(mL) | Date Analyzed: 05/27/2015 17:34

Soil Aliquot Vol: | Dilution Factor: 1

Soil Extract Vol.: | GC Column: DB-624 ID: 0.53(mm)

% Moisture: | Level: (low/med) Low

Analysis Batch No.: 88791 | Units: ug/L

CAS NO.	COMPOUND NAME	RESULT	Q	LOQ	LOD	DL
75-71-8	Dichlorodifluoromethane	0.40	U	1.0	0.40	0.27
74-87-3	Chloromethane	0.40	U	1.0	0.40	0.34
75-01-4	Vinyl chloride	0.40	U	1.0	0.40	0.23
74-83-9	Bromomethane	0.40	U Q	1.0	0.40	0.34
75-00-3	Chloroethane	0.40	U	1.0	0.40	0.37
75-69-4	Trichlorofluoromethane	0.40	U	1.0	0.40	0.30
75-35-4	1,1-Dichloroethene	0.40	U	1.0	0.40	0.19
76-13-1	1,1,2-Trichloro-1,2,2-trifl uoroethane	0.40	U	1.0	0.40	0.24
67-64-1	Acetone	1.9	U Q M	5.0	1.9	1.7
74-88-4	Iodomethane	0.40	U	1.0	0.40	0.23
75-15-0	Carbon disulfide	0.40	U	1.0	0.40	0.21
79-20-9	Methyl acetate	1.9	U	5.0	1.9	0.87
75-09-2	Methylene Chloride	0.40	U	1.0	0.40	0.23
156-60-5	trans-1,2-Dichloroethene	0.40	U	1.0	0.40	0.23
540-59-0	1,2-Dichloroethene, Total	0.40	U	2.0	0.40	0.22
1634-04-4	Methyl tert-butyl ether	0.40	U	1.0	0.40	0.21
75-34-3	1,1-Dichloroethane	0.40	U	1.0	0.40	0.21
108-05-4	Vinyl acetate	0.80	U Q J	5.0	0.80	0.53
594-20-7	2,2-Dichloropropane	0.80	U	1.0	0.80	0.47
156-59-2	cis-1,2-Dichloroethene	0.40	U	1.0	0.40	0.22
78-93-3	2-Butanone (MEK)	1.9	U	5.0	1.9	1.3
74-97-5	Chlorobromomethane	0.40	U	1.0	0.40	0.26
109-99-9	Tetrahydrofuran	1.6	U Q J	2.0	1.6	0.94
67-66-3	Chloroform	0.40	U	1.0	0.40	0.20
71-55-6	1,1,1-Trichloroethane	0.40	U	1.0	0.40	0.20
110-82-7	Cyclohexane	0.40	U	1.0	0.40	0.22
563-58-6	1,1-Dichloropropene	0.40	U	1.0	0.40	0.19
56-23-5	Carbon tetrachloride	0.40	U Q J	1.0	0.40	0.22
78-83-1	Isobutyl alcohol	9.7	U Q J	50	9.7	9.0
71-43-2	Benzene	0.40	U	1.0	0.40	0.19
107-06-2	1,2-Dichloroethane	0.40	U	1.0	0.40	0.19
79-01-6	Trichloroethene	0.40	U	1.0	0.40	0.18
108-87-2	Methylcyclohexane	0.40	U	1.0	0.40	0.20
78-87-5	1,2-Dichloropropane	0.40	U	1.0	0.40	0.24
74-95-3	Dibromomethane	0.40	U	1.0	0.40	0.24

FORM I
GC/MS VOA ORGANICS ANALYSIS DATA SHEET

Lab Name: TestAmerica Burlington | Job No.: 200-28023-1

SDG No.: 200-28023

Client Sample ID: IRRIGATION #4 | Lab Sample ID: 200-28023-3

Matrix: Water | Lab File ID: 13776_12.D

Analysis Method: 8260C | Date Collected: 05/18/2015 09:55

Sample wt/vol: 5(mL) | Date Analyzed: 05/27/2015 17:34

Soil Aliquot Vol: | Dilution Factor: 1

Soil Extract Vol.: | GC Column: DB-624 ID: 0.53(mm)

% Moisture: | Level: (low/med) Low

Analysis Batch No.: 88791 | Units: ug/L

CAS NO.	COMPOUND NAME	RESULT	Q	LOQ	LOD	DL
123-91-1	1,4-Dioxane	16	U	40	16	6.2
75-27-4	Dichlorobromomethane	0.40	U	1.0	0.40	0.20
110-75-8	2-Chloroethyl vinyl ether	0.40	U Q J	1.0	0.40	0.18
10061-01-5	cis-1,3-Dichloropropene	0.40	U	1.0	0.40	0.22
108-10-1	4-Methyl-2-pentanone (MIBK)	1.9	U	5.0	1.9	0.82
108-88-3	Toluene	0.40	U	1.0	0.40	0.22
10061-02-6	trans-1,3-Dichloropropene	0.40	U Q	1.0	0.40	0.26
79-00-5	1,1,2-Trichloroethane	0.40	U	1.0	0.40	0.24
127-18-4	Tetrachloroethene	0.40	U	1.0	0.40	0.22
142-28-9	1,3-Dichloropropane	0.40	U	1.0	0.40	0.20
591-78-6	2-Hexanone	1.9	U	5.0	1.9	1.2
124-48-1	Chlorodibromomethane	0.40	U	1.0	0.40	0.22
106-93-4	Ethylene Dibromide	0.40	U	1.0	0.40	0.22
108-90-7	Chlorobenzene	0.40	U	1.0	0.40	0.18
630-20-6	1,1,1,2-Tetrachloroethane	0.40	U	1.0	0.40	0.20
100-41-4	Ethylbenzene	0.40	U	1.0	0.40	0.20
179601-23-1	m-Xylene & p-Xylene	0.40	U	1.0	0.40	0.21
95-47-6	o-Xylene	0.40	U	1.0	0.40	0.23
1330-20-7	Xylenes, Total	0.40	U	2.0	0.40	0.21
100-42-5	Styrene	0.40	U	1.0	0.40	0.26
75-25-2	Bromoform	0.40	U Q	1.0	0.40	0.23
98-82-8	Isopropylbenzene	0.40	U	1.0	0.40	0.22
108-86-1	Bromobenzene	0.40	U	1.0	0.40	0.21
79-34-5	1,1,2,2-Tetrachloroethane	0.40	U	1.0	0.40	0.27
96-18-4	1,2,3-Trichloropropane	0.40	U	1.0	0.40	0.29
103-65-1	N-Propylbenzene	0.40	U	1.0	0.40	0.19
95-49-8	2-Chlorotoluene	0.40	U	1.0	0.40	0.23
106-43-4	4-Chlorotoluene	0.40	U	1.0	0.40	0.26
108-67-8	1,3,5-Trimethylbenzene	0.40	U	1.0	0.40	0.22
98-06-6	tert-Butylbenzene	0.40	U	1.0	0.40	0.20
95-63-6	1,2,4-Trimethylbenzene	0.40	U	1.0	0.40	0.21
135-98-8	sec-Butylbenzene	0.40	U	1.0	0.40	0.21
99-87-6	4-Isopropyltoluene	0.40	U	1.0	0.40	0.22
541-73-1	1,3-Dichlorobenzene	0.40	U	1.0	0.40	0.20
106-46-7	1,4-Dichlorobenzene	0.40	U	1.0	0.40	0.26
95-50-1	1,2-Dichlorobenzene	0.40	U	1.0	0.40	0.23

FORM I
GC/MS VOA ORGANICS ANALYSIS DATA SHEET

Lab Name: TestAmerica Burlington Job No.: 200-28023-1

SDG No.: 200-28023

Client Sample ID: IRRIGATION #4 Lab Sample ID: 200-28023-3

Matrix: Water Lab File ID: 13776_12.D

Analysis Method: 8260C Date Collected: 05/18/2015 09:55

Sample wt/vol: 5(mL) Date Analyzed: 05/27/2015 17:34

Soil Aliquot Vol: Dilution Factor: 1

Soil Extract Vol.: GC Column: DB-624 ID: 0.53(mm)

% Moisture: Level: (low/med) Low

Analysis Batch No.: 88791 Units: ug/L

CAS NO.	COMPOUND NAME	RESULT	Q	LOQ	LOD	DL
104-51-8	n-Butylbenzene	0.40	U	1.0	0.40	0.20
96-12-8	1,2-Dibromo-3-Chloropropane	0.40	U Q J	1.0	0.40	0.24
120-82-1	1,2,4-Trichlorobenzene	0.40	U	1.0	0.40	0.21
87-68-3	Hexachlorobutadiene	0.40	U	1.0	0.40	0.29
91-20-3	Naphthalene	0.40	U Q J	1.0	0.40	0.31
87-61-6	1,2,3-Trichlorobenzene	0.40	U J	1.0	0.40	0.26

CAS NO.	SURROGATE	%REC	Q	LIMITS
17060-07-0	1,2-Dichloroethane-d4 (Surr)	106		80-120
2037-26-5	Toluene-d8 (Surr)	106		80-120
460-00-4	4-Bromofluorobenzene	109		80-125
1868-53-7	Dibromofluoromethane (Surr)	109		50-150

TestAmerica Burlington
Target Compound Quantitation Report

Data File: \\BTV-LIMS1\ChromData\CHL.i\20150527-13776.b\13776_12.D
Lims ID: 200-28023-A-3 Lab Sample ID: 200-28023-3
Client ID: IRRIGATION #4
Sample Type: Client
Inject. Date: 27-May-2015 17:34:30 ALS Bottle#: 11 Worklist Smp#: 11
Purge Vol: 5.000 mL Dil. Factor: 1.0000
Sample Info: 200-0013776-011
Misc. Info.: 1,5
Operator ID: NEA Instrument ID: CHL.i

Method: \\BTV-LIMS1\ChromData\CHL.i\20150527-13776.b\8260_L_W_Ver.2.m
Limit Group: VM_8260C_Limits
Last Update: 29-May-2015 11:22:59 Calib Date: 20-May-2015 15:58:30
Integrator: RTE ID Type: Deconvolution ID
Quant Method: Internal Standard Quant By: Initial Calibration
Last ICal File: \\BTV-LIMS1\ChromData\CHL.i\20150520-13688.b\13688_09.D

Column 1 : DB-624 (0.53 mm) Det: MS SCAN
Process Host: XAWRK030

First Level Reviewer: archern Date: 28-May-2015 13:40:06

	Compound	Sig	RT (min.)	Adj RT (min.)	Dlt RT (min.)	Q	Response	OnCol Amt ug/l	Flags
	1 Dichlorodifluoromethane	85		2.628				ND	
	2 Chloromethane	50		2.885				ND	
	3 Vinyl chloride	62		3.033				ND	
	6 Bromomethane	94		3.517				ND	
	7 Chloroethane	64		3.685				ND	
	9 Trichlorofluoromethane	101		4.090				ND	
	13 1,1-Dichloroethene	96		4.949				ND	
	14 1,1,2-Trichloro-1,2,2-trif	101		4.959				ND	
	15 Acetone	43	5.040	5.048	-0.008	40	10716	0.4585	M
	16 Iodomethane	142	5.208	5.196	0.012	82	4165	0.0700	7
	17 Carbon disulfide	76	5.307	5.305	0.002	96	14754	0.0972	7
	19 Methyl acetate	74		5.601				ND	
	20 Methylene Chloride	84	5.761	5.759	0.002	97	79710	0.1118	
*	21 TBA-d9 (IS)	65	5.860	5.838	0.022	97	2216535	500.0	
	24 trans-1,2-Dichloroethene	96		6.233				ND	
	25 Methyl tert-butyl ether	73		6.253				ND	
S	26 1,2-Dichloroethene, Total	96		6.390				ND	
	28 1,1-Dichloroethane	63		6.935				ND	
	29 Vinyl acetate	86		7.053				ND	
*	33 2-Butanone-d5	46	7.855	7.843	0.012	98	3067845	125.0	
	34 2,2-Dichloropropane	41		7.912				ND	
	35 cis-1,2-Dichloroethene	96		7.922				ND	
	36 2-Butanone (MEK)	72		7.962				ND	
	39 Chlorobromomethane	128		8.327				ND	
	40 Tetrahydrofuran	42		8.456				ND	
	41 Chloroform	83	8.478	8.475	0.003	1	1488	0.0142	7
$	42 Dibromofluoromethane (Surr	113	8.744	8.732	0.012	88	2375214	27.3	7
	43 1,1,1-Trichloroethane	97		8.792				ND	
	44 Cyclohexane	56		8.910				ND	
	45 1,1-Dichloropropene	75		9.078				ND	
	46 Carbon tetrachloride	117		9.088				ND	

Compound	Sig	RT (min.)	Adj RT (min.)	Dlt RT (min.)	Q	Response	OnCol Amt ug/l	Flags
47 Isobutyl alcohol	43		9.295				ND	
$ 48 1,2-Dichloroethane-d4 (Sur	65	9.317	9.325	-0.008	80	1133916	26.5	
49 Benzene	78	9.436	9.434	0.002	1	3723	0.0226	7
50 1,2-Dichloroethane	62		9.453				ND	
* 52 Fluorobenzene	96	9.910	9.908	0.002	99	4683243	25.0	
54 Trichloroethene	95		10.570				ND	
55 Methylcyclohexane	83		10.905				ND	
56 1,2-Dichloropropane	63		10.945				ND	
* 57 1,4-Dioxane-d8	96	11.115	11.103	0.012	27	196217	500.0	
58 Dibromomethane	93		11.152				ND	
60 1,4-Dioxane	88		11.202				ND	
61 Dichlorobromomethane	83		11.429				ND	
62 2-Chloroethyl vinyl ether	63		12.002				ND	
63 cis-1,3-Dichloropropene	75		12.249				ND	
64 4-Methyl-2-pentanone (MIBK	43		12.525				ND	
$ 65 Toluene-d8 (Surr)	98	12.745	12.753	-0.008	98	3996748	26.5	
66 Toluene	92	12.863	12.871	-0.008	95	3375	0.0314	7
67 trans-1,3-Dichloropropene	75		13.276				ND	
69 1,1,2-Trichloroethane	83		13.612				ND	
70 Tetrachloroethene	166	13.940	13.928	0.012	1	885	0.0104	7
71 1,3-Dichloropropane	76		13.948				ND	
72 2-Hexanone	43		14.145				ND	
73 Chlorodibromomethane	129	14.394	14.402	-0.008	1	998	0.0114	7
74 Ethylene Dibromide	107		14.639				ND	
* 75 Chlorobenzene-d5	117	15.659	15.657	0.002	89	3605665	25.0	
76 Chlorobenzene	112		15.726				ND	
77 1,1,1,2-Tetrachloroethane	131		15.894				ND	
78 Ethylbenzene	91		15.983				ND	
79 m-Xylene & p-Xylene	106	16.291	16.269	0.022	1	666	0.008832	7
S 80 Xylenes, Total	106				0		0.008832	7
81 o-Xylene	106		17.198				ND	
82 Styrene	104	17.239	17.227	0.012	6	2232	0.0208	7
83 Bromoform	173		17.622				ND	
84 Isopropylbenzene	105		18.037				ND	
$ 85 4-Bromofluorobenzene	95	18.316	18.314	0.002	87	2584375	27.3	
86 Bromobenzene	156		18.571				ND	
87 1,1,2,2-Tetrachloroethane	83		18.580				ND	
88 1,2,3-Trichloropropane	110		18.650				ND	
90 N-Propylbenzene	120		18.788				ND	
91 2-Chlorotoluene	126		18.906				ND	
92 1,3,5-Trimethylbenzene	105	19.076	19.064	0.012	66	3198	0.0224	7
93 4-Chlorotoluene	126	19.076	19.064	0.012	89	744	0.0154	7
94 tert-Butylbenzene	119	19.521	19.509	0.012	7	2529	0.0163	7
95 1,2,4-Trimethylbenzene	105	19.580	19.578	0.002	14	4310	0.0312	7
96 sec-Butylbenzene	105		19.805				ND	
97 1,3-Dichlorobenzene	146	19.936	19.934	0.002	1	4678	0.0454	7
98 4-Isopropyltoluene	119		19.993				ND	
* 99 1,4-Dichlorobenzene-d4	152	20.015	20.003	0.012	97	1876384	25.0	
100 1,4-Dichlorobenzene	146		20.032				ND	
101 n-Butylbenzene	91	20.469	20.467	0.002	94	5054	0.0361	7
102 1,2-Dichlorobenzene	146	20.469	20.467	0.002	86	3335	0.0348	7
103 1,2-Dibromo-3-Chloropropan	75		21.257				ND	

Compound	Sig	RT (min.)	Adj RT (min.)	Dlt RT (min.)	Q	Response	OnCol Amt ug/l	Flags
104 1,2,4-Trichlorobenzene	180	22.099	22.087	0.012	80	3210	0.0521	7
105 Hexachlorobutadiene	225		22.265				ND	
106 Naphthalene	128	22.366	22.354	0.012	93	11825	0.1293	
107 1,2,3-Trichlorobenzene	180	22.622	22.610	0.012	73	2926	0.0554	7

QC Flag Legend

Processing Flags

7 - Failed Limit of Detection

Review Flags

M - Manually Integrated

Reagents:

8260SScorp_00013	Amount Added:	2.50	Units: uL	
8260IScorp._00015	Amount Added:	2.50	Units: uL	Run Reagent

Report Date: 29-May-2015 11:23:13 Chrom Revision: 2.2 05-May-2015 11:39:10

TestAmerica Burlington

Data File: \\BTV-LIMS1\ChromData\CHL.i\20150527-13776.b\13776_12.D

Injection Date:	27-May-2015 17:34:30	Instrument ID:	CHL.i	Operator ID:	NEA
Lims ID:	200-28023-A-3	Lab Sample ID:	200-28023-3	Worklist Smp#:	11
Client ID:	IRRIGATION #4				
Purge Vol:	5.000 mL	Dil. Factor:	1.0000	ALS Bottle#:	11
Method:	8260_L_W_Ver.2	Limit Group:	VM_8260C_Limits		

Column: DB-624 (0.53 mm)

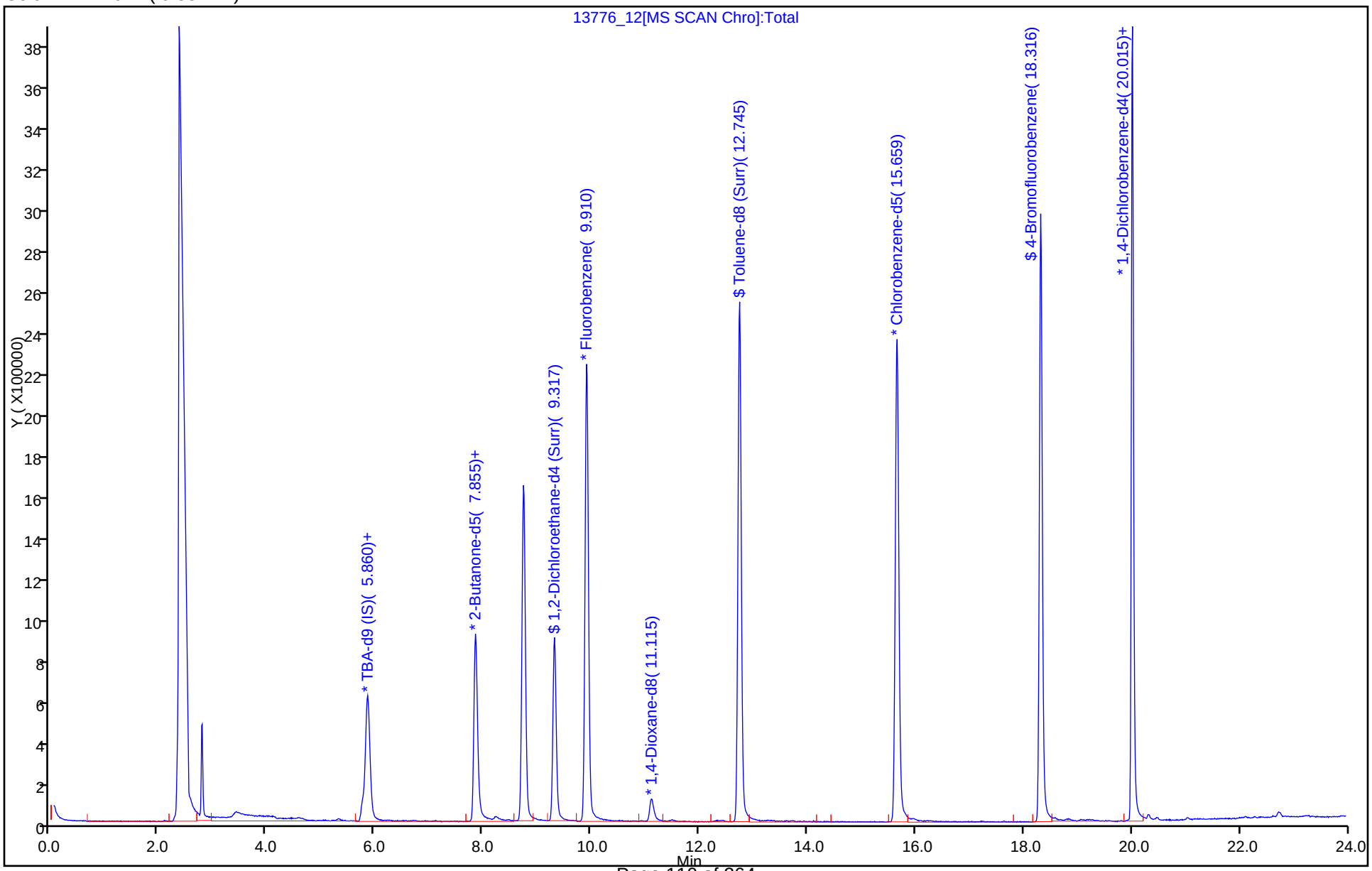

Manual Integration/User Assign Peak Report

TestAmerica Burlington

Data File:	\\BTV-LIMS1\ChromData\CHL.i\20150527-13776.b\13776_12.D				
Injection Date:	27-May-2015 17:34:30	Instrument ID:	CHL.i		
Lims ID:	200-28023-A-3	Lab Sample ID:	200-28023-3		
Client ID:	IRRIGATION #4				
Operator ID:	NEA	ALS Bottle#:	11	Worklist Smp#:	11
Purge Vol:	5.000 mL	Dil. Factor:	1.0000		
Method:	8260_L_W_Ver.2	Limit Group:	VM_8260C_Limits		
Column:	DB-624 (0.53 mm)	Detector	MS SCAN		

15 Acetone, CAS: 67-64-1

Processing Integration Results

RT: 5.04
Area: 4698
Amount: 0.201008
Amount Units: ug/l

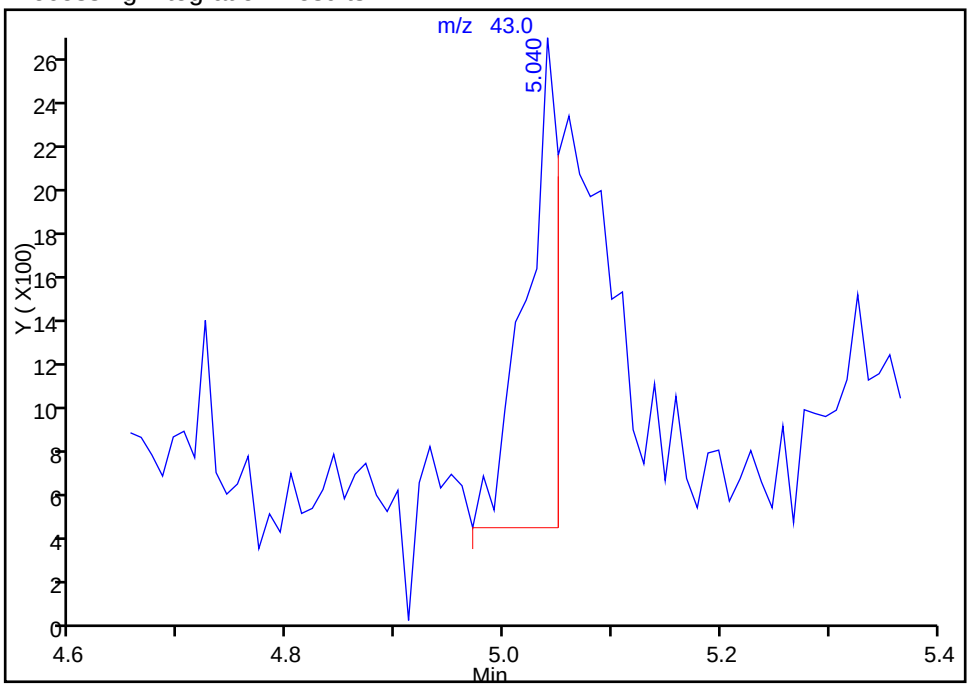

Manual Integration Results

RT: 5.04
Area: 10716
Amount: 0.458494
Amount Units: ug/l

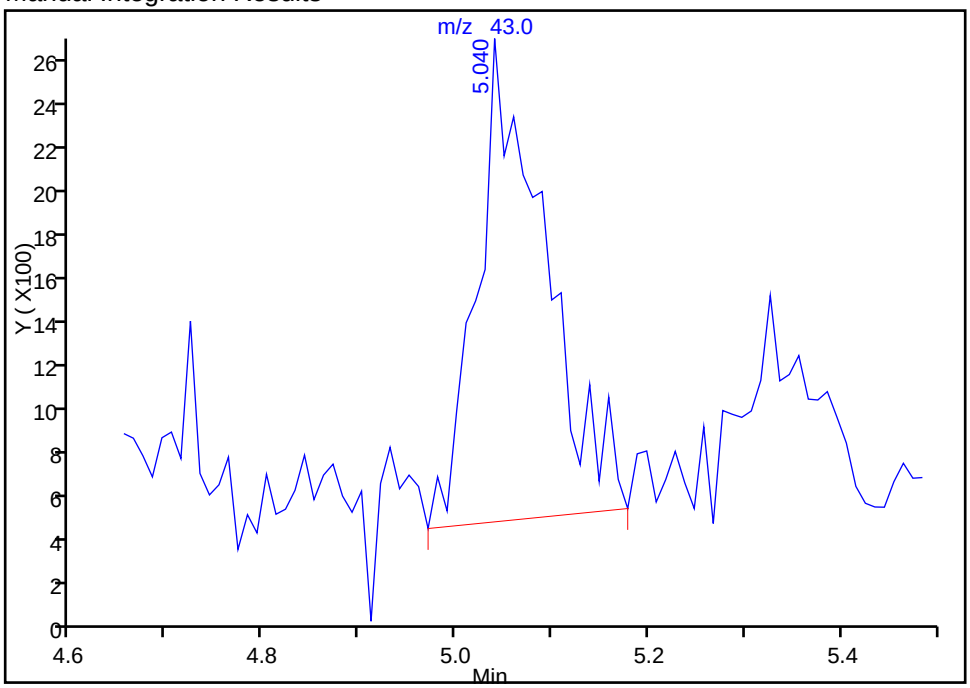

Reviewer: archern, 28-May-2015 13:40:06
Audit Action: Manually Integrated
Audit Reason: Baseline Event

FORM I
GC/MS VOA ORGANICS ANALYSIS DATA SHEET

Lab Name: TestAmerica Burlington | Job No.: 200-28023-1

SDG No.: 200-28023

Client Sample ID: IRRIGATION #5 | Lab Sample ID: 200-28023-4

Matrix: Water | Lab File ID: 13776_13.D

Analysis Method: 8260C | Date Collected: 05/18/2015 15:00

Sample wt/vol: 5(mL) | Date Analyzed: 05/27/2015 18:08

Soil Aliquot Vol: | Dilution Factor: 1

Soil Extract Vol.: | GC Column: DB-624 ID: 0.53(mm)

% Moisture: | Level: (low/med) Low

Analysis Batch No.: 88791 | Units: ug/L

CAS NO.	COMPOUND NAME	RESULT	Q	LOQ	LOD	DL
75-71-8	Dichlorodifluoromethane	0.40	U	1.0	0.40	0.27
74-87-3	Chloromethane	0.40	U	1.0	0.40	0.34
75-01-4	Vinyl chloride	0.40	U	1.0	0.40	0.23
74-83-9	Bromomethane	0.40	U Q	1.0	0.40	0.34
75-00-3	Chloroethane	0.40	U	1.0	0.40	0.37
75-69-4	Trichlorofluoromethane	0.40	U	1.0	0.40	0.30
75-35-4	1,1-Dichloroethene	0.40	U	1.0	0.40	0.19
76-13-1	1,1,2-Trichloro-1,2,2-trifluoroethane	0.40	U	1.0	0.40	0.24
67-64-1	Acetone	1.9	U Q	5.0	1.9	1.7
74-88-4	Iodomethane	0.40	U	1.0	0.40	0.23
75-15-0	Carbon disulfide	0.40	U	1.0	0.40	0.21
79-20-9	Methyl acetate	1.9	U	5.0	1.9	0.87
75-09-2	Methylene Chloride	0.40	U	1.0	0.40	0.23
156-60-5	trans-1,2-Dichloroethene	0.40	U	1.0	0.40	0.23
540-59-0	1,2-Dichloroethene, Total	0.40	U	2.0	0.40	0.22
1634-04-4	Methyl tert-butyl ether	0.40	U	1.0	0.40	0.21
75-34-3	1,1-Dichloroethane	0.40	U	1.0	0.40	0.21
108-05-4	Vinyl acetate	0.80	U Q	5.0	0.80	0.53
594-20-7	2,2-Dichloropropane	0.80	U	1.0	0.80	0.47
156-59-2	cis-1,2-Dichloroethene	0.40	U	1.0	0.40	0.22
78-93-3	2-Butanone (MEK)	1.9	U	5.0	1.9	1.3
74-97-5	Chlorobromomethane	0.40	U	1.0	0.40	0.26
109-99-9	Tetrahydrofuran	1.6	U Q	2.0	1.6	0.94
67-66-3	Chloroform	0.40	U	1.0	0.40	0.20
71-55-6	1,1,1-Trichloroethane	0.40	U	1.0	0.40	0.20
110-82-7	Cyclohexane	0.40	U	1.0	0.40	0.22
563-58-6	1,1-Dichloropropene	0.40	U	1.0	0.40	0.19
56-23-5	Carbon tetrachloride	0.40	U Q	1.0	0.40	0.22
78-83-1	Isobutyl alcohol	9.7	U Q	50	9.7	9.0
71-43-2	Benzene	0.40	U	1.0	0.40	0.19
107-06-2	1,2-Dichloroethane	0.40	U	1.0	0.40	0.19
79-01-6	Trichloroethene	0.40	U	1.0	0.40	0.18
108-87-2	Methylcyclohexane	0.40	U	1.0	0.40	0.20
78-87-5	1,2-Dichloropropane	0.40	U	1.0	0.40	0.24
74-95-3	Dibromomethane	0.40	U	1.0	0.40	0.24

FORM I
GC/MS VOA ORGANICS ANALYSIS DATA SHEET

Lab Name: TestAmerica Burlington | Job No.: 200-28023-1

SDG No.: 200-28023

Client Sample ID: IRRIGATION #5 | Lab Sample ID: 200-28023-4

Matrix: Water | Lab File ID: 13776_13.D

Analysis Method: 8260C | Date Collected: 05/18/2015 15:00

Sample wt/vol: 5(mL) | Date Analyzed: 05/27/2015 18:08

Soil Aliquot Vol: | Dilution Factor: 1

Soil Extract Vol.: | GC Column: DB-624 ID: 0.53(mm)

% Moisture: | Level: (low/med) Low

Analysis Batch No.: 88791 | Units: ug/L

CAS NO.	COMPOUND NAME	RESULT	Q	LOQ	LOD	DL
123-91-1	1,4-Dioxane	16	U	40	16	6.2
75-27-4	Dichlorobromomethane	0.40	U	1.0	0.40	0.20
110-75-8	2-Chloroethyl vinyl ether	0.40	U Q	1.0	0.40	0.18
10061-01-5	cis-1,3-Dichloropropene	0.40	U	1.0	0.40	0.22
108-10-1	4-Methyl-2-pentanone (MIBK)	1.9	U	5.0	1.9	0.82
108-88-3	Toluene	0.40	U	1.0	0.40	0.22
10061-02-6	trans-1,3-Dichloropropene	0.40	U Q	1.0	0.40	0.26
79-00-5	1,1,2-Trichloroethane	0.40	U	1.0	0.40	0.24
127-18-4	Tetrachloroethene	0.40	U	1.0	0.40	0.22
142-28-9	1,3-Dichloropropane	0.40	U	1.0	0.40	0.20
591-78-6	2-Hexanone	1.9	U	5.0	1.9	1.2
124-48-1	Chlorodibromomethane	0.40	U	1.0	0.40	0.22
106-93-4	Ethylene Dibromide	0.40	U	1.0	0.40	0.22
108-90-7	Chlorobenzene	0.40	U	1.0	0.40	0.18
630-20-6	1,1,1,2-Tetrachloroethane	0.40	U	1.0	0.40	0.20
100-41-4	Ethylbenzene	0.40	U	1.0	0.40	0.20
179601-23-1	m-Xylene & p-Xylene	0.40	U	1.0	0.40	0.21
95-47-6	o-Xylene	0.40	U	1.0	0.40	0.23
1330-20-7	Xylenes, Total	0.40	U	2.0	0.40	0.21
100-42-5	Styrene	0.40	U	1.0	0.40	0.26
75-25-2	Bromoform	0.40	U Q	1.0	0.40	0.23
98-82-8	Isopropylbenzene	0.40	U	1.0	0.40	0.22
108-86-1	Bromobenzene	0.40	U	1.0	0.40	0.21
79-34-5	1,1,2,2-Tetrachloroethane	0.40	U	1.0	0.40	0.27
96-18-4	1,2,3-Trichloropropane	0.40	U	1.0	0.40	0.29
103-65-1	N-Propylbenzene	0.40	U	1.0	0.40	0.19
95-49-8	2-Chlorotoluene	0.40	U	1.0	0.40	0.23
106-43-4	4-Chlorotoluene	0.40	U	1.0	0.40	0.26
108-67-8	1,3,5-Trimethylbenzene	0.40	U	1.0	0.40	0.22
98-06-6	tert-Butylbenzene	0.40	U	1.0	0.40	0.20
95-63-6	1,2,4-Trimethylbenzene	0.40	U	1.0	0.40	0.21
135-98-8	sec-Butylbenzene	0.40	U	1.0	0.40	0.21
99-87-6	4-Isopropyltoluene	0.40	U	1.0	0.40	0.22
541-73-1	1,3-Dichlorobenzene	0.40	U	1.0	0.40	0.20
106-46-7	1,4-Dichlorobenzene	0.40	U	1.0	0.40	0.26
95-50-1	1,2-Dichlorobenzene	0.40	U	1.0	0.40	0.23

FORM I
GC/MS VOA ORGANICS ANALYSIS DATA SHEET

Lab Name: TestAmerica Burlington Job No.: 200-28023-1

SDG No.: 200-28023

Client Sample ID: IRRIGATION #5 Lab Sample ID: 200-28023-4

Matrix: Water Lab File ID: 13776_13.D

Analysis Method: 8260C Date Collected: 05/18/2015 15:00

Sample wt/vol: 5(mL) Date Analyzed: 05/27/2015 18:08

Soil Aliquot Vol: Dilution Factor: 1

Soil Extract Vol.: GC Column: DB-624 ID: 0.53(mm)

% Moisture: Level: (low/med) Low

Analysis Batch No.: 88791 Units: ug/L

CAS NO.	COMPOUND NAME	RESULT	Q	LOQ	LOD	DL
104-51-8	n-Butylbenzene	0.40	U	1.0	0.40	0.20
96-12-8	1,2-Dibromo-3-Chloropropane	0.40	U Q	1.0	0.40	0.24
120-82-1	1,2,4-Trichlorobenzene	0.40	U	1.0	0.40	0.21
87-68-3	Hexachlorobutadiene	0.40	U	1.0	0.40	0.29
91-20-3	Naphthalene	0.40	U Q	1.0	0.40	0.31
87-61-6	1,2,3-Trichlorobenzene	0.40	U	1.0	0.40	0.26

CAS NO.	SURROGATE	%REC	Q	LIMITS
17060-07-0	1,2-Dichloroethane-d4 (Surr)	106		80-120
2037-26-5	Toluene-d8 (Surr)	104		80-120
460-00-4	4-Bromofluorobenzene	107		80-125
1868-53-7	Dibromofluoromethane (Surr)	108		50-150

TestAmerica Burlington
Target Compound Quantitation Report

Data File: \\BTV-LIMS1\ChromData\CHL.i\20150527-13776.b\13776_13.D
Lims ID: 200-28023-A-4 Lab Sample ID: 200-28023-4
Client ID: IRRIGATION #5
Sample Type: Client
Inject. Date: 27-May-2015 18:08:30 ALS Bottle#: 12 Worklist Smp#: 12
Purge Vol: 5.000 mL Dil. Factor: 1.0000
Sample Info: 200-0013776-012
Misc. Info.: 1,5
Operator ID: NEA Instrument ID: CHL.i

Method: \\BTV-LIMS1\ChromData\CHL.i\20150527-13776.b\8260_L_W_Ver.2.m
Limit Group: VM_8260C_Limits
Last Update: 29-May-2015 11:22:59 Calib Date: 20-May-2015 15:58:30
Integrator: RTE ID Type: Deconvolution ID
Quant Method: Internal Standard Quant By: Initial Calibration
Last ICal File: \\BTV-LIMS1\ChromData\CHL.i\20150520-13688.b\13688_09.D

Column 1 : DB-624 (0.53 mm) Det: MS SCAN
Process Host: XAWRK030

First Level Reviewer: archern Date: 29-May-2015 10:27:42

	Compound	Sig	RT (min.)	Adj RT (min.)	Dlt RT (min.)	Q	Response	OnCol Amt ug/l	Flags
	1 Dichlorodifluoromethane	85		2.628				ND	
	2 Chloromethane	50		2.885				ND	
	3 Vinyl chloride	62		3.033				ND	
	6 Bromomethane	94		3.517				ND	
	7 Chloroethane	64		3.685				ND	
	9 Trichlorofluoromethane	101		4.090				ND	
	13 1,1-Dichloroethene	96		4.949				ND	
	14 1,1,2-Trichloro-1,2,2-trif	101		4.959				ND	
	15 Acetone	43	5.077	5.048	0.029	86	5687	0.2413	
	16 Iodomethane	142		5.196				ND	
	17 Carbon disulfide	76	5.334	5.305	0.029	100	27456	0.1814	
	19 Methyl acetate	74		5.601				ND	
	20 Methylene Chloride	84	5.778	5.759	0.019	97	80953	0.1388	
*	21 TBA-d9 (IS)	65	5.877	5.838	0.039	97	2286426	500.0	
	24 trans-1,2-Dichloroethene	96		6.233				ND	
	25 Methyl tert-butyl ether	73		6.253				ND	
S	26 1,2-Dichloroethene, Total	96		6.390				ND	
	28 1,1-Dichloroethane	63		6.935				ND	
	29 Vinyl acetate	86		7.053				ND	
*	33 2-Butanone-d5	46	7.863	7.843	0.020	98	3093696	125.0	
	34 2,2-Dichloropropane	41		7.912				ND	
	35 cis-1,2-Dichloroethene	96		7.922				ND	
	36 2-Butanone (MEK)	72		7.962				ND	
	39 Chlorobromomethane	128		8.327				ND	
	40 Tetrahydrofuran	42		8.456				ND	
	41 Chloroform	83	8.495	8.475	0.020	23	2278	0.0218	7
$	42 Dibromofluoromethane (Surr	113	8.752	8.732	0.020	88	2341988	27.0	7
	43 1,1,1-Trichloroethane	97		8.792				ND	
	44 Cyclohexane	56		8.910				ND	
	45 1,1-Dichloropropene	75		9.078				ND	
	46 Carbon tetrachloride	117		9.088				ND	

Compound	Sig	RT (min.)	Adj RT (min.)	Dlt RT (min.)	Q	Response	OnCol Amt ug/l	Flags
47 Isobutyl alcohol	43		9.295				ND	
$ 48 1,2-Dichloroethane-d4 (Sur	65	9.325	9.325	0.000	80	1130127	26.5	
49 Benzene	78	9.433	9.434	-0.001	1	1470	0.008956	7
50 1,2-Dichloroethane	62		9.453				ND	
* 52 Fluorobenzene	96	9.917	9.908	0.009	98	4668487	25.0	
54 Trichloroethene	95		10.570				ND	
55 Methylcyclohexane	83		10.905				ND	
56 1,2-Dichloropropane	63		10.945				ND	
* 57 1,4-Dioxane-d8	96	11.112	11.103	0.009	27	198260	500.0	
58 Dibromomethane	93	11.142	11.152	-0.010	1	1491	0.0276	7
60 1,4-Dioxane	88		11.202				ND	
61 Dichlorobromomethane	83		11.429				ND	
62 2-Chloroethyl vinyl ether	63		12.002				ND	
63 cis-1,3-Dichloropropene	75		12.249				ND	
64 4-Methyl-2-pentanone (MIBK	43		12.525				ND	
$ 65 Toluene-d8 (Surr)	98	12.742	12.753	-0.011	99	3931301	26.1	
66 Toluene	92	12.861	12.871	-0.010	47	2340	0.0218	7
67 trans-1,3-Dichloropropene	75		13.276				ND	
69 1,1,2-Trichloroethane	83		13.612				ND	
70 Tetrachloroethene	166	13.937	13.928	0.009	1	434	0.005073	7
71 1,3-Dichloropropane	76		13.948				ND	
72 2-Hexanone	43		14.145				ND	
73 Chlorodibromomethane	129		14.402				ND	
74 Ethylene Dibromide	107		14.639				ND	
* 75 Chlorobenzene-d5	117	15.656	15.657	-0.001	89	3610967	25.0	
76 Chlorobenzene	112		15.726				ND	
77 1,1,1,2-Tetrachloroethane	131		15.894				ND	
78 Ethylbenzene	91		15.983				ND	
79 m-Xylene & p-Xylene	106	16.259	16.269	-0.010	1	423	0.005601	7
S 80 Xylenes, Total	106				0		0.0141	7
81 o-Xylene	106	17.207	17.198	0.009	1	618	0.008449	7
82 Styrene	104	17.237	17.227	0.010	7	2152	0.0200	7
83 Bromoform	173		17.622				ND	
84 Isopropylbenzene	105		18.037				ND	
$ 85 4-Bromofluorobenzene	95	18.313	18.314	-0.001	87	2552768	26.7	
86 Bromobenzene	156		18.571				ND	
87 1,1,2,2-Tetrachloroethane	83		18.580				ND	
88 1,2,3-Trichloropropane	110		18.650				ND	
90 N-Propylbenzene	120		18.788				ND	
91 2-Chlorotoluene	126		18.906				ND	
92 1,3,5-Trimethylbenzene	105	19.094	19.064	0.030	54	2961	0.0206	7
93 4-Chlorotoluene	126	19.074	19.064	0.010	1	748	0.0154	7
94 tert-Butylbenzene	119	19.518	19.509	0.009	4	2526	0.0162	7
95 1,2,4-Trimethylbenzene	105	19.587	19.578	0.009	90	3922	0.0282	7
96 sec-Butylbenzene	105	19.805	19.805	0.000	1	4613	0.0220	7
97 1,3-Dichlorobenzene	146	19.933	19.934	-0.001	87	3723	0.0358	7
98 4-Isopropyltoluene	119		19.993				ND	
* 99 1,4-Dichlorobenzene-d4	152	20.012	20.003	0.009	97	1891555	25.0	
100 1,4-Dichlorobenzene	146		20.032				ND	
101 n-Butylbenzene	91		20.467				ND	
102 1,2-Dichlorobenzene	146	20.476	20.467	0.009	91	3623	0.0375	7
103 1,2-Dibromo-3-Chloropropan	75		21.257				ND	

Compound	Sig	RT (min.)	Adj RT (min.)	Dlt RT (min.)	Q	Response	OnCol Amt ug/l	Flags
104 1,2,4-Trichlorobenzene	180	22.106	22.087	0.019	67	3000	0.0483	7
105 Hexachlorobutadiene	225		22.265				ND	
106 Naphthalene	128	22.363	22.354	0.009	93	9351	0.1015	
107 1,2,3-Trichlorobenzene	180	22.620	22.610	0.010	85	3332	0.0626	7

QC Flag Legend

Processing Flags

7 - Failed Limit of Detection

Reagents:

8260SScorp_00013	Amount Added:	2.50	Units: uL	
8260IScorp._00015	Amount Added:	2.50	Units: uL	Run Reagent

Report Date: 29-May-2015 11:23:14 Chrom Revision: 2.2 05-May-2015 11:39:10

TestAmerica Burlington

Data File: \\BTV-LIMS1\ChromData\CHL.i\20150527-13776.b\13776_13.D

Injection Date:	27-May-2015 18:08:30	Instrument ID:	CHL.i	Operator ID:	NEA
Lims ID:	200-28023-A-4	Lab Sample ID:	200-28023-4	Worklist Smp#:	12
Client ID:	IRRIGATION #5				
Purge Vol:	5.000 mL	Dil. Factor:	1.0000	ALS Bottle#:	12
Method:	8260_L_W_Ver.2	Limit Group:	VM_8260C_Limits		

Column: DB-624 (0.53 mm)

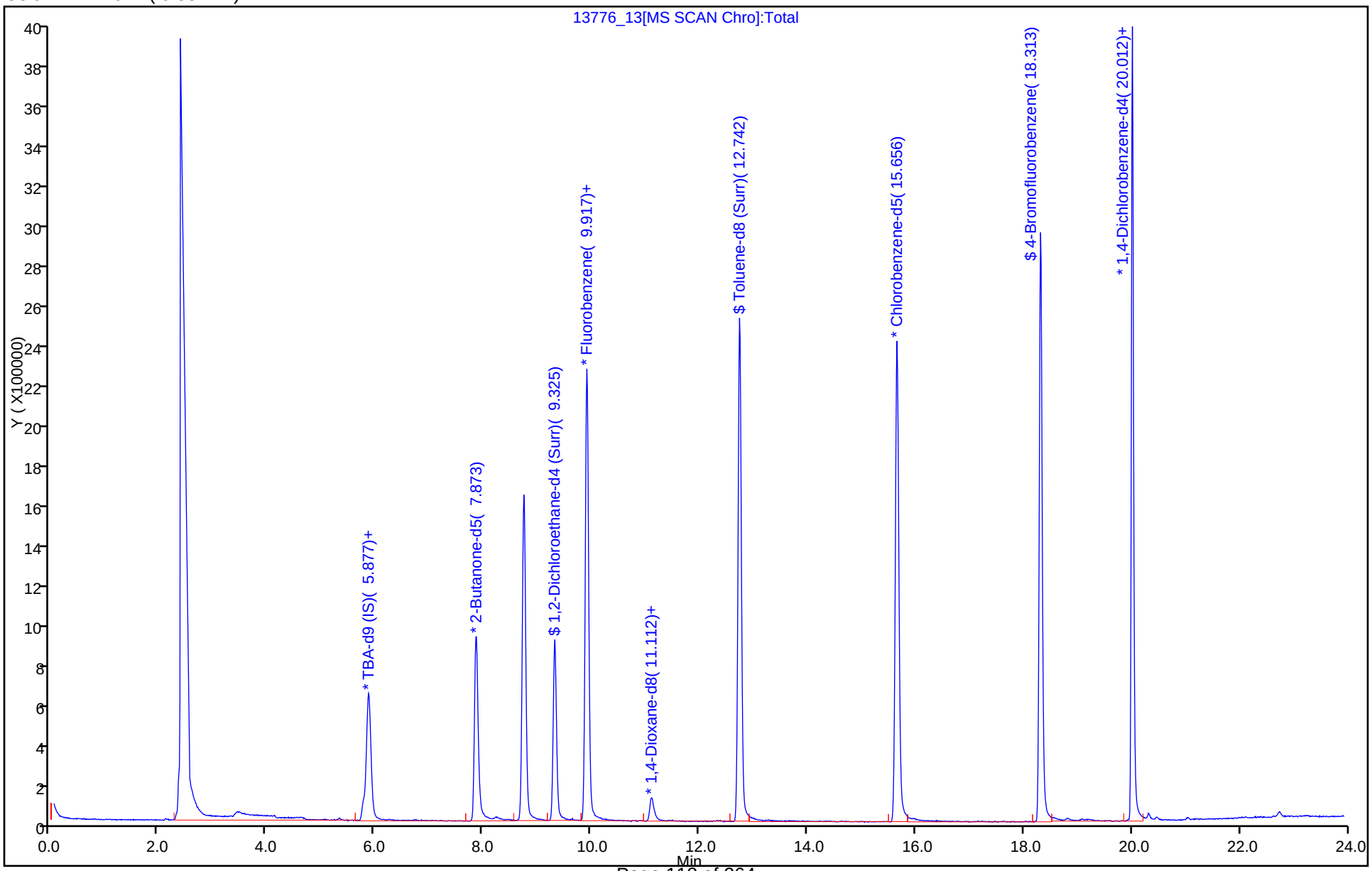

FORM I
GC/MS VOA ORGANICS ANALYSIS DATA SHEET

Lab Name: TestAmerica Burlington | Job No.: 200-28023-1

SDG No.: 200-28023

Client Sample ID: MW-10 | Lab Sample ID: 200-28023-5

Matrix: Water | Lab File ID: 13776_14.D

Analysis Method: 8260C | Date Collected: 05/18/2015 16:40

Sample wt/vol: 5(mL) | Date Analyzed: 05/27/2015 18:41

Soil Aliquot Vol: | Dilution Factor: 1

Soil Extract Vol.: | GC Column: DB-624 ID: 0.53(mm)

% Moisture: | Level: (low/med) Low

Analysis Batch No.: 88791 | Units: ug/L

CAS NO.	COMPOUND NAME	RESULT	Q	LOQ	LOD	DL
75-71-8	Dichlorodifluoromethane	0.40	U	1.0	0.40	0.27
74-87-3	Chloromethane	0.40	U	1.0	0.40	0.34
75-01-4	Vinyl chloride	0.40	U	1.0	0.40	0.23
74-83-9	Bromomethane	0.40	U Q	1.0	0.40	0.34
75-00-3	Chloroethane	0.40	U	1.0	0.40	0.37
75-69-4	Trichlorofluoromethane	0.40	U	1.0	0.40	0.30
75-35-4	1,1-Dichloroethene	0.40	U	1.0	0.40	0.19
76-13-1	1,1,2-Trichloro-1,2,2-trifluoroethane	0.40	U	1.0	0.40	0.24
67-64-1	Acetone	1.9	U Q	5.0	1.9	1.7
74-88-4	Iodomethane	0.40	U	1.0	0.40	0.23
75-15-0	Carbon disulfide	0.40	U	1.0	0.40	0.21
79-20-9	Methyl acetate	1.9	U	5.0	1.9	0.87
75-09-2	Methylene Chloride	0.40	U	1.0	0.40	0.23
156-60-5	trans-1,2-Dichloroethene	0.40	U	1.0	0.40	0.23
540-59-0	1,2-Dichloroethene, Total	0.34	J	2.0	0.40	0.22
1634-04-4	Methyl tert-butyl ether	0.40	U	1.0	0.40	0.21
75-34-3	1,1-Dichloroethane	0.40	U	1.0	0.40	0.21
108-05-4	Vinyl acetate	0.80	U Q	5.0	0.80	0.53
594-20-7	2,2-Dichloropropane	0.80	U	1.0	0.80	0.47
156-59-2	cis-1,2-Dichloroethene	0.34	J	1.0	0.40	0.22
78-93-3	2-Butanone (MEK)	1.9	U	5.0	1.9	1.3
74-97-5	Chlorobromomethane	0.40	U	1.0	0.40	0.26
109-99-9	Tetrahydrofuran	1.6	U Q	2.0	1.6	0.94
67-66-3	Chloroform	0.40	U	1.0	0.40	0.20
71-55-6	1,1,1-Trichloroethane	0.40	U	1.0	0.40	0.20
110-82-7	Cyclohexane	0.40	U	1.0	0.40	0.22
563-58-6	1,1-Dichloropropene	0.40	U	1.0	0.40	0.19
56-23-5	Carbon tetrachloride	0.40	U Q	1.0	0.40	0.22
78-83-1	Isobutyl alcohol	9.7	U Q	50	9.7	9.0
71-43-2	Benzene	0.40	U	1.0	0.40	0.19
107-06-2	1,2-Dichloroethane	0.40	U	1.0	0.40	0.19
79-01-6	Trichloroethene	1.1		1.0	0.40	0.18
108-87-2	Methylcyclohexane	0.40	U	1.0	0.40	0.20
78-87-5	1,2-Dichloropropane	0.40	U	1.0	0.40	0.24
74-95-3	Dibromomethane	0.40	U	1.0	0.40	0.24

FORM I
GC/MS VOA ORGANICS ANALYSIS DATA SHEET

Lab Name: TestAmerica Burlington | Job No.: 200-28023-1

SDG No.: 200-28023

Client Sample ID: MW-10 | Lab Sample ID: 200-28023-5

Matrix: Water | Lab File ID: 13776_14.D

Analysis Method: 8260C | Date Collected: 05/18/2015 16:40

Sample wt/vol: 5(mL) | Date Analyzed: 05/27/2015 18:41

Soil Aliquot Vol: | Dilution Factor: 1

Soil Extract Vol.: | GC Column: DB-624 ID: 0.53(mm)

% Moisture: | Level: (low/med) Low

Analysis Batch No.: 88791 | Units: ug/L

CAS NO.	COMPOUND NAME	RESULT	Q	LOQ	LOD	DL
123-91-1	1,4-Dioxane	16	U	40	16	6.2
75-27-4	Dichlorobromomethane	0.40	U	1.0	0.40	0.20
110-75-8	2-Chloroethyl vinyl ether	0.40	U Q	1.0	0.40	0.18
10061-01-5	cis-1,3-Dichloropropene	0.40	U	1.0	0.40	0.22
108-10-1	4-Methyl-2-pentanone (MIBK)	1.9	U	5.0	1.9	0.82
108-88-3	Toluene	0.40	U	1.0	0.40	0.22
10061-02-6	trans-1,3-Dichloropropene	0.40	U Q	1.0	0.40	0.26
79-00-5	1,1,2-Trichloroethane	0.40	U	1.0	0.40	0.24
127-18-4	Tetrachloroethene	0.67	J	1.0	0.40	0.22
142-28-9	1,3-Dichloropropane	0.40	U	1.0	0.40	0.20
591-78-6	2-Hexanone	1.9	U	5.0	1.9	1.2
124-48-1	Chlorodibromomethane	0.40	U	1.0	0.40	0.22
106-93-4	Ethylene Dibromide	0.40	U	1.0	0.40	0.22
108-90-7	Chlorobenzene	0.40	U	1.0	0.40	0.18
630-20-6	1,1,1,2-Tetrachloroethane	0.40	U	1.0	0.40	0.20
100-41-4	Ethylbenzene	0.40	U	1.0	0.40	0.20
179601-23-1	m-Xylene & p-Xylene	0.40	U	1.0	0.40	0.21
95-47-6	o-Xylene	0.40	U	1.0	0.40	0.23
1330-20-7	Xylenes, Total	0.40	U	2.0	0.40	0.21
100-42-5	Styrene	0.40	U	1.0	0.40	0.26
75-25-2	Bromoform	0.40	U Q	1.0	0.40	0.23
98-82-8	Isopropylbenzene	0.40	U	1.0	0.40	0.22
108-86-1	Bromobenzene	0.40	U	1.0	0.40	0.21
79-34-5	1,1,2,2-Tetrachloroethane	0.40	U	1.0	0.40	0.27
96-18-4	1,2,3-Trichloropropane	0.40	U	1.0	0.40	0.29
103-65-1	N-Propylbenzene	0.40	U	1.0	0.40	0.19
95-49-8	2-Chlorotoluene	0.40	U	1.0	0.40	0.23
106-43-4	4-Chlorotoluene	0.40	U	1.0	0.40	0.26
108-67-8	1,3,5-Trimethylbenzene	0.40	U	1.0	0.40	0.22
98-06-6	tert-Butylbenzene	0.40	U	1.0	0.40	0.20
95-63-6	1,2,4-Trimethylbenzene	0.40	U	1.0	0.40	0.21
135-98-8	sec-Butylbenzene	0.40	U	1.0	0.40	0.21
99-87-6	4-Isopropyltoluene	0.40	U	1.0	0.40	0.22
541-73-1	1,3-Dichlorobenzene	0.40	U	1.0	0.40	0.20
106-46-7	1,4-Dichlorobenzene	0.40	U	1.0	0.40	0.26
95-50-1	1,2-Dichlorobenzene	0.40	U	1.0	0.40	0.23

FORM I
GC/MS VOA ORGANICS ANALYSIS DATA SHEET

Lab Name: TestAmerica Burlington Job No.: 200-28023-1

SDG No.: 200-28023

Client Sample ID: MW-10 Lab Sample ID: 200-28023-5

Matrix: Water Lab File ID: 13776_14.D

Analysis Method: 8260C Date Collected: 05/18/2015 16:40

Sample wt/vol: 5(mL) Date Analyzed: 05/27/2015 18:41

Soil Aliquot Vol: Dilution Factor: 1

Soil Extract Vol.: GC Column: DB-624 ID: 0.53(mm)

% Moisture: Level: (low/med) Low

Analysis Batch No.: 88791 Units: ug/L

CAS NO.	COMPOUND NAME	RESULT	Q	LOQ	LOD	DL
104-51-8	n-Butylbenzene	0.40	U	1.0	0.40	0.20
96-12-8	1,2-Dibromo-3-Chloropropane	0.40	U Q	1.0	0.40	0.24
120-82-1	1,2,4-Trichlorobenzene	0.40	U	1.0	0.40	0.21
87-68-3	Hexachlorobutadiene	0.40	U	1.0	0.40	0.29
91-20-3	Naphthalene	0.40	U Q	1.0	0.40	0.31
87-61-6	1,2,3-Trichlorobenzene	0.40	U	1.0	0.40	0.26

CAS NO.	SURROGATE	%REC	Q	LIMITS
17060-07-0	1,2-Dichloroethane-d4 (Surr)	105		80-120
2037-26-5	Toluene-d8 (Surr)	107		80-120
460-00-4	4-Bromofluorobenzene	108		80-125
1868-53-7	Dibromofluoromethane (Surr)	110		50-150

TestAmerica Burlington
Target Compound Quantitation Report

Data File: \\BTV-LIMS1\ChromData\CHL.i\20150527-13776.b\13776_14.D
Lims ID: 200-28023-B-5 Lab Sample ID: 200-28023-5
Client ID: MW-10
Sample Type: Client
Inject. Date: 27-May-2015 18:41:30 ALS Bottle#: 13 Worklist Smp#: 13
Purge Vol: 5.000 mL Dil. Factor: 1.0000
Sample Info: 200-0013776-013
Misc. Info.: 1,5
Operator ID: NEA Instrument ID: CHL.i

Method: \\BTV-LIMS1\ChromData\CHL.i\20150527-13776.b\8260_L_W_Ver.2.m
Limit Group: VM_8260C_Limits
Last Update: 29-May-2015 11:22:59 Calib Date: 20-May-2015 15:58:30
Integrator: RTE ID Type: Deconvolution ID
Quant Method: Internal Standard Quant By: Initial Calibration
Last ICal File: \\BTV-LIMS1\ChromData\CHL.i\20150520-13688.b\13688_09.D

Column 1 : DB-624 (0.53 mm) Det: MS SCAN
Process Host: XAWRK030

First Level Reviewer: archern Date: 29-May-2015 10:31:10

	Compound	Sig	RT (min.)	Adj RT (min.)	Dlt RT (min.)	Q	Response	OnCol Amt ug/l	Flags
	1 Dichlorodifluoromethane	85		2.628				ND	
	2 Chloromethane	50		2.885				ND	
	3 Vinyl chloride	62	3.024	3.033	-0.009	1	578	0.009554	7
	6 Bromomethane	94		3.517				ND	
	7 Chloroethane	64		3.685				ND	
	9 Trichlorofluoromethane	101		4.090				ND	
	13 1,1-Dichloroethene	96		4.949				ND	
	14 1,1,2-Trichloro-1,2,2-trif	101		4.959				ND	
	15 Acetone	43	5.078	5.048	0.030	75	7229	0.3175	
	16 Iodomethane	142	5.197	5.196	0.001	1	1007	0.0169	7
	17 Carbon disulfide	76	5.335	5.305	0.030	99	20929	0.1377	
	19 Methyl acetate	74		5.601				ND	
	20 Methylene Chloride	84	5.779	5.759	0.020	98	78607	0.0907	7
*	21 TBA-d9 (IS)	65	5.878	5.838	0.040	97	2186485	500.0	
	24 trans-1,2-Dichloroethene	96		6.233				ND	
	25 Methyl tert-butyl ether	73		6.253				ND	
S	26 1,2-Dichloroethene, Total	96				0		0.3427	
	28 1,1-Dichloroethane	63		6.935				ND	
	29 Vinyl acetate	86		7.053				ND	
*	33 2-Butanone-d5	46	7.864	7.843	0.021	98	2988736	125.0	
	34 2,2-Dichloropropane	41		7.912				ND	
	35 cis-1,2-Dichloroethene	96	7.943	7.922	0.021	93	20224	0.3427	
	36 2-Butanone (MEK)	72		7.962				ND	
	39 Chlorobromomethane	128		8.327				ND	
	40 Tetrahydrofuran	42		8.456				ND	
	41 Chloroform	83	8.476	8.475	0.001	50	7954	0.0757	7
$	42 Dibromofluoromethane (Surr	113	8.753	8.732	0.021	89	2394118	27.5	7
	43 1,1,1-Trichloroethane	97		8.792				ND	
	44 Cyclohexane	56		8.910				ND	
	45 1,1-Dichloropropene	75		9.078				ND	
	46 Carbon tetrachloride	117	9.088	9.088	0.000	93	12375	0.1703	

Compound	Sig	RT (min.)	Adj RT (min.)	Dlt RT (min.)	Q	Response	OnCol Amt ug/l	Flags
47 Isobutyl alcohol	43		9.295				ND	
$ 48 1,2-Dichloroethane-d4 (Sur	65	9.326	9.325	0.001	80	1130060	26.4	
49 Benzene	78	9.434	9.434	0.000	1	1674	0.0102	7
50 1,2-Dichloroethane	62		9.453				ND	
* 52 Fluorobenzene	96	9.918	9.908	0.010	98	4687385	25.0	
54 Trichloroethene	95	10.570	10.570	0.000	98	76447	1.10	
55 Methylcyclohexane	83		10.905				ND	
56 1,2-Dichloropropane	63		10.945				ND	
* 57 1,4-Dioxane-d8	96	11.113	11.103	0.010	27	194772	500.0	
58 Dibromomethane	93	11.143	11.152	-0.009	1	1621	0.0299	7
60 1,4-Dioxane	88		11.202				ND	
61 Dichlorobromomethane	83		11.429				ND	
62 2-Chloroethyl vinyl ether	63		12.002				ND	
63 cis-1,3-Dichloropropene	75		12.249				ND	
64 4-Methyl-2-pentanone (MIBK	43		12.525				ND	
$ 65 Toluene-d8 (Surr)	98	12.753	12.753	0.000	99	3994955	26.6	
66 Toluene	92	12.872	12.871	0.001	91	2151	0.0201	7
67 trans-1,3-Dichloropropene	75		13.276				ND	
69 1,1,2-Trichloroethane	83		13.612				ND	
70 Tetrachloroethene	166	13.938	13.928	0.010	97	57381	0.6746	
71 1,3-Dichloropropane	76		13.948				ND	
72 2-Hexanone	43		14.145				ND	
73 Chlorodibromomethane	129	14.422	14.402	0.020	1	589	0.006734	7
74 Ethylene Dibromide	107		14.639				ND	
* 75 Chlorobenzene-d5	117	15.667	15.657	0.010	89	3590113	25.0	
76 Chlorobenzene	112		15.726				ND	
77 1,1,1,2-Tetrachloroethane	131		15.894				ND	
78 Ethylbenzene	91		15.983				ND	
79 m-Xylene & p-Xylene	106	16.289	16.269	0.020	1	727	0.009683	7
S 80 Xylenes, Total	106				0		0.009683	7
81 o-Xylene	106		17.198				ND	
82 Styrene	104	17.238	17.227	0.011	5	1667	0.0156	7
83 Bromoform	173		17.622				ND	
84 Isopropylbenzene	105		18.037				ND	
$ 85 4-Bromofluorobenzene	95	18.314	18.314	0.000	87	2612617	27.1	
86 Bromobenzene	156	18.571	18.571	0.001	49	1894	0.0276	7
87 1,1,2,2-Tetrachloroethane	83		18.580				ND	
88 1,2,3-Trichloropropane	110		18.650				ND	
90 N-Propylbenzene	120		18.788				ND	
91 2-Chlorotoluene	126	18.907	18.906	0.001	1	192	0.003954	7
92 1,3,5-Trimethylbenzene	105	19.065	19.064	0.001	87	3055	0.0211	7
93 4-Chlorotoluene	126		19.064				ND	
94 tert-Butylbenzene	119	19.500	19.509	-0.009	1	675	0.004287	7
95 1,2,4-Trimethylbenzene	105	19.598	19.578	0.020	1	3080	0.0219	7
96 sec-Butylbenzene	105		19.805				ND	
97 1,3-Dichlorobenzene	146	19.934	19.934	0.000	92	4756	0.0453	7
98 4-Isopropyltoluene	119		19.993				ND	
* 99 1,4-Dichlorobenzene-d4	152	20.013	20.003	0.010	97	1908712	25.0	
100 1,4-Dichlorobenzene	146		20.032				ND	
101 n-Butylbenzene	91	20.468	20.467	0.001	92	4159	0.0292	7
102 1,2-Dichlorobenzene	146	20.468	20.467	0.001	89	3324	0.0341	7
103 1,2-Dibromo-3-Chloropropan	75		21.257				ND	

Compound	Sig	RT (min.)	Adj RT (min.)	Dlt RT (min.)	Q	Response	OnCol Amt ug/l	Flags
104 1,2,4-Trichlorobenzene	180		22.087				ND	
105 Hexachlorobutadiene	225		22.265				ND	
106 Naphthalene	128	22.374	22.354	0.020	90	8240	0.0886	7
107 1,2,3-Trichlorobenzene	180		22.610				ND	

QC Flag Legend

Processing Flags

7 - Failed Limit of Detection

Reagents:

8260SScorp_00013	Amount Added:	2.50	Units: uL	
8260IScorp._00015	Amount Added:	2.50	Units: uL	Run Reagent

Report Date: 29-May-2015 11:23:15 Chrom Revision: 2.2 05-May-2015 11:39:10

TestAmerica Burlington

Data File: \\BTV-LIMS1\ChromData\CHL.i\20150527-13776.b\13776_14.D

Injection Date:	27-May-2015 18:41:30	Instrument ID:	CHL.i	Operator ID:	NEA
Lims ID:	200-28023-B-5	Lab Sample ID:	200-28023-5	Worklist Smp#:	13
Client ID:	MW-10				
Purge Vol:	5.000 mL	Dil. Factor:	1.0000	ALS Bottle#:	13
Method:	8260_L_W_Ver.2	Limit Group:	VM_8260C_Limits		

Column: DB-624 (0.53 mm)

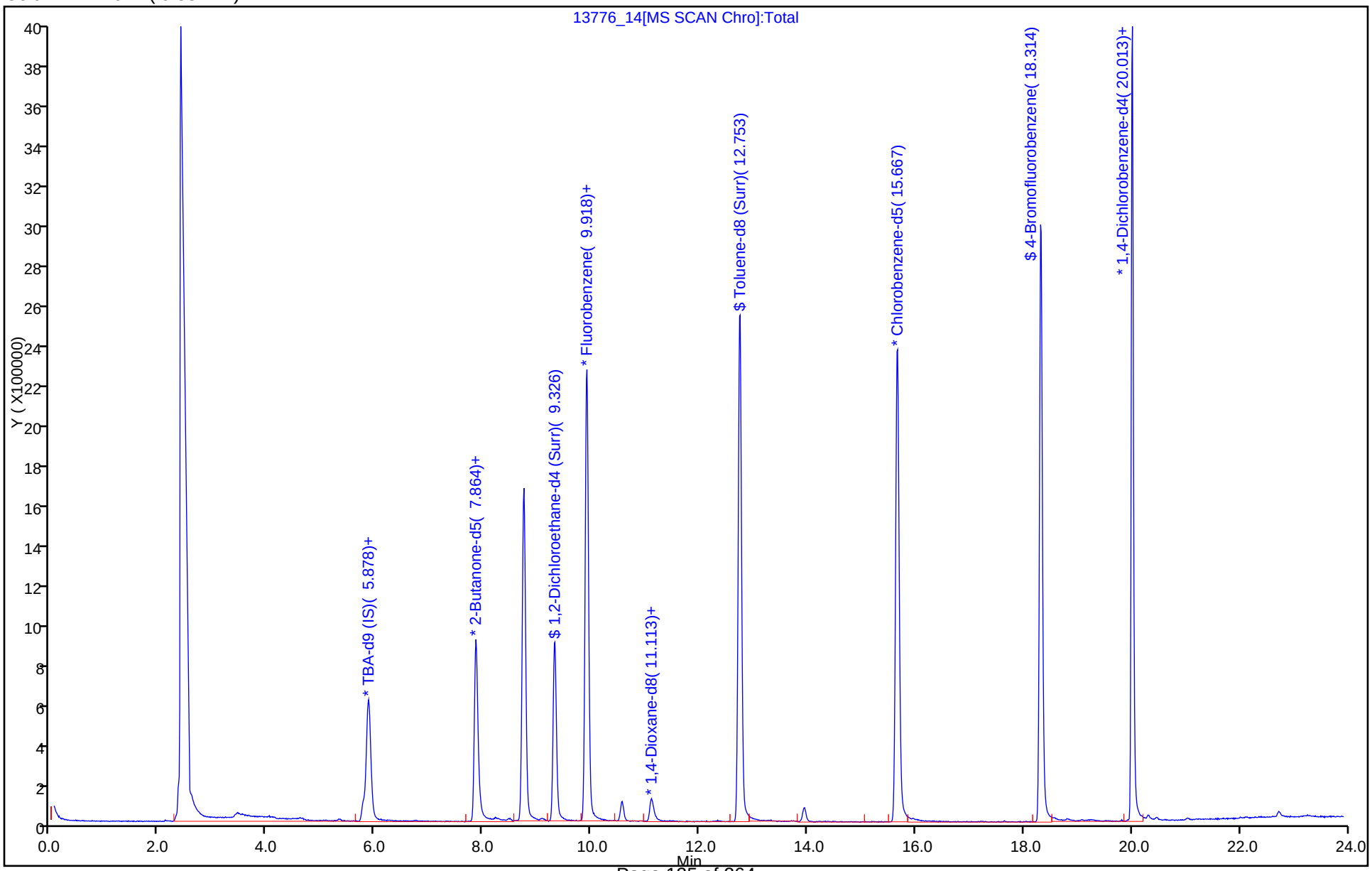

Report Date: 29-May-2015 11:23:16 Chrom Revision: 2.2 05-May-2015 11:39:10

TestAmerica Burlington

Data File: \\BTV-LIMS1\ChromData\CHL.i\20150527-13776.b\13776_14.D

Injection Date:	27-May-2015 18:41:30	Instrument ID:	CHL.i		
Lims ID:	200-28023-B-5	Lab Sample ID:	200-28023-5		
Client ID:	MW-10				
Operator ID:	NEA	ALS Bottle#:	13	Worklist Smp#:	13
Purge Vol:	5.000 mL	Dil. Factor:	1.0000		
Method:	8260_L_W_Ver.2	Limit Group:	VM_8260C_Limits		
Column:	DB-624 (0.53 mm)	Detector	MS SCAN		

35 cis-1,2-Dichloroethene, CAS: 156-59-2

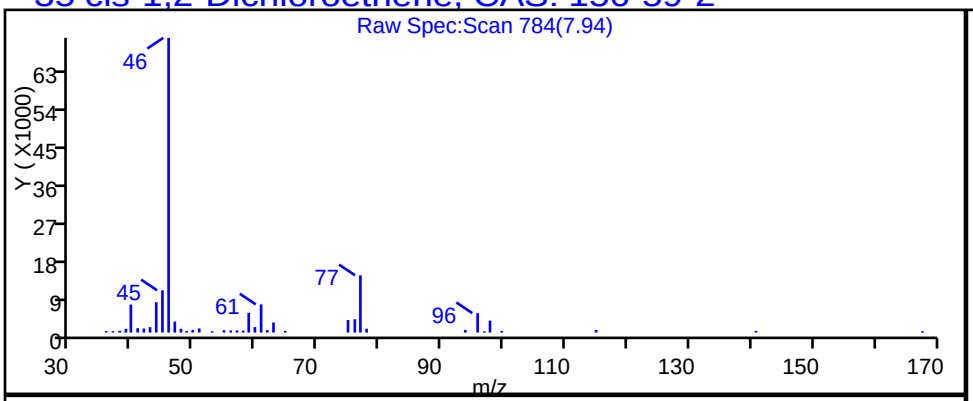

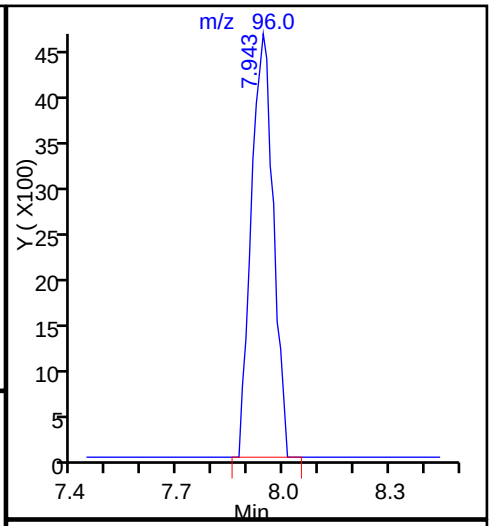

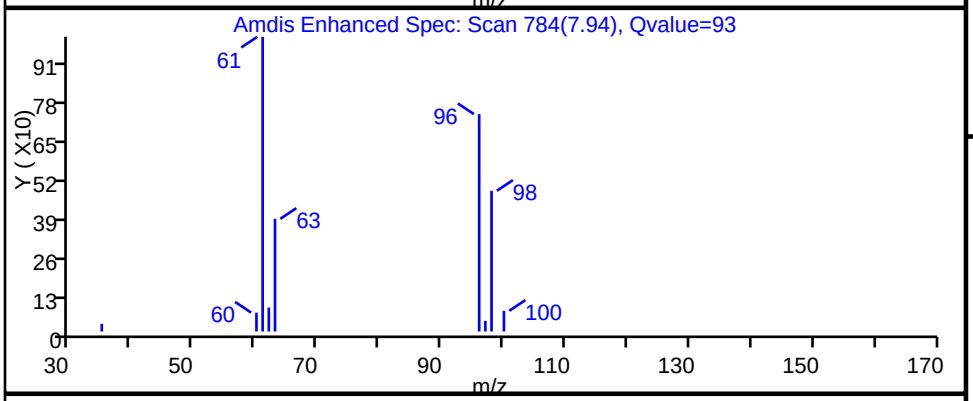

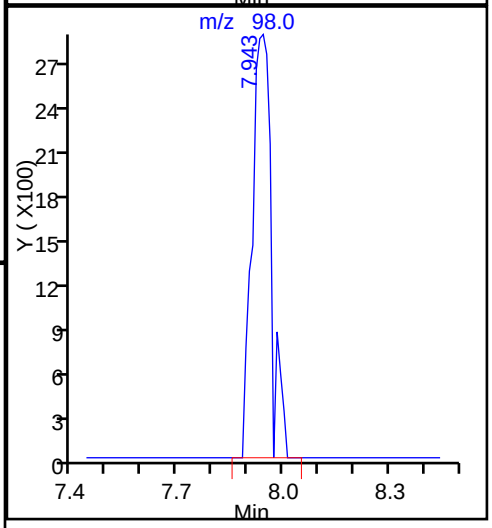

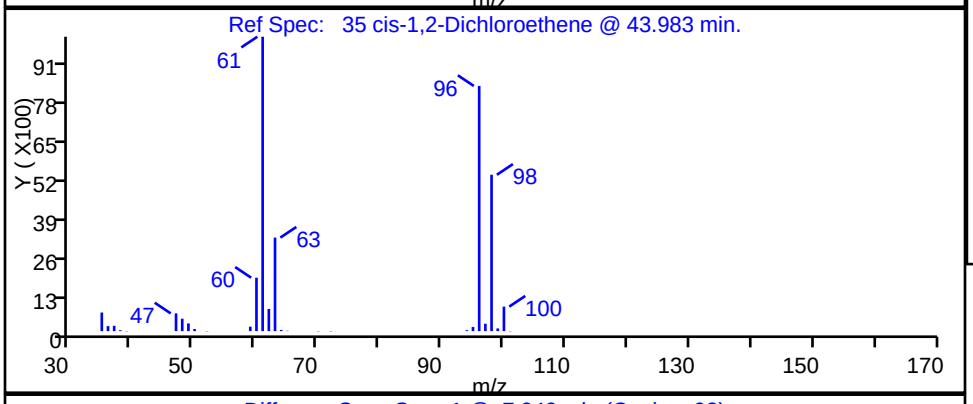

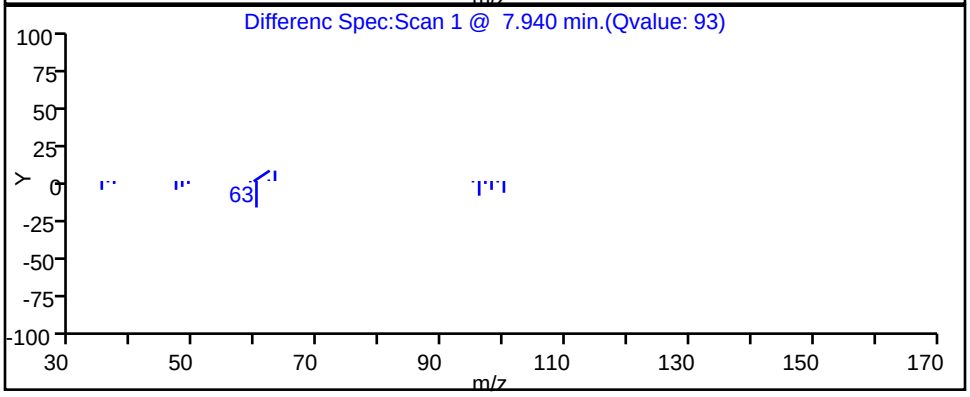

Report Date: 29-May-2015 11:23:16 Chrom Revision: 2.2 05-May-2015 11:39:10

TestAmerica Burlington

Data File: \\BTV-LIMS1\ChromData\CHL.i\20150527-13776.b\13776_14.D

Injection Date:	27-May-2015 18:41:30	Instrument ID:	CHL.i		
Lims ID:	200-28023-B-5	Lab Sample ID:	200-28023-5		
Client ID:	MW-10				
Operator ID:	NEA	ALS Bottle#:	13	Worklist Smp#:	13
Purge Vol:	5.000 mL	Dil. Factor:	1.0000		
Method:	8260_L_W_Ver.2	Limit Group:	VM_8260C_Limits		
Column:	DB-624 (0.53 mm)	Detector	MS SCAN		

54 Trichloroethene, CAS: 79-01-6

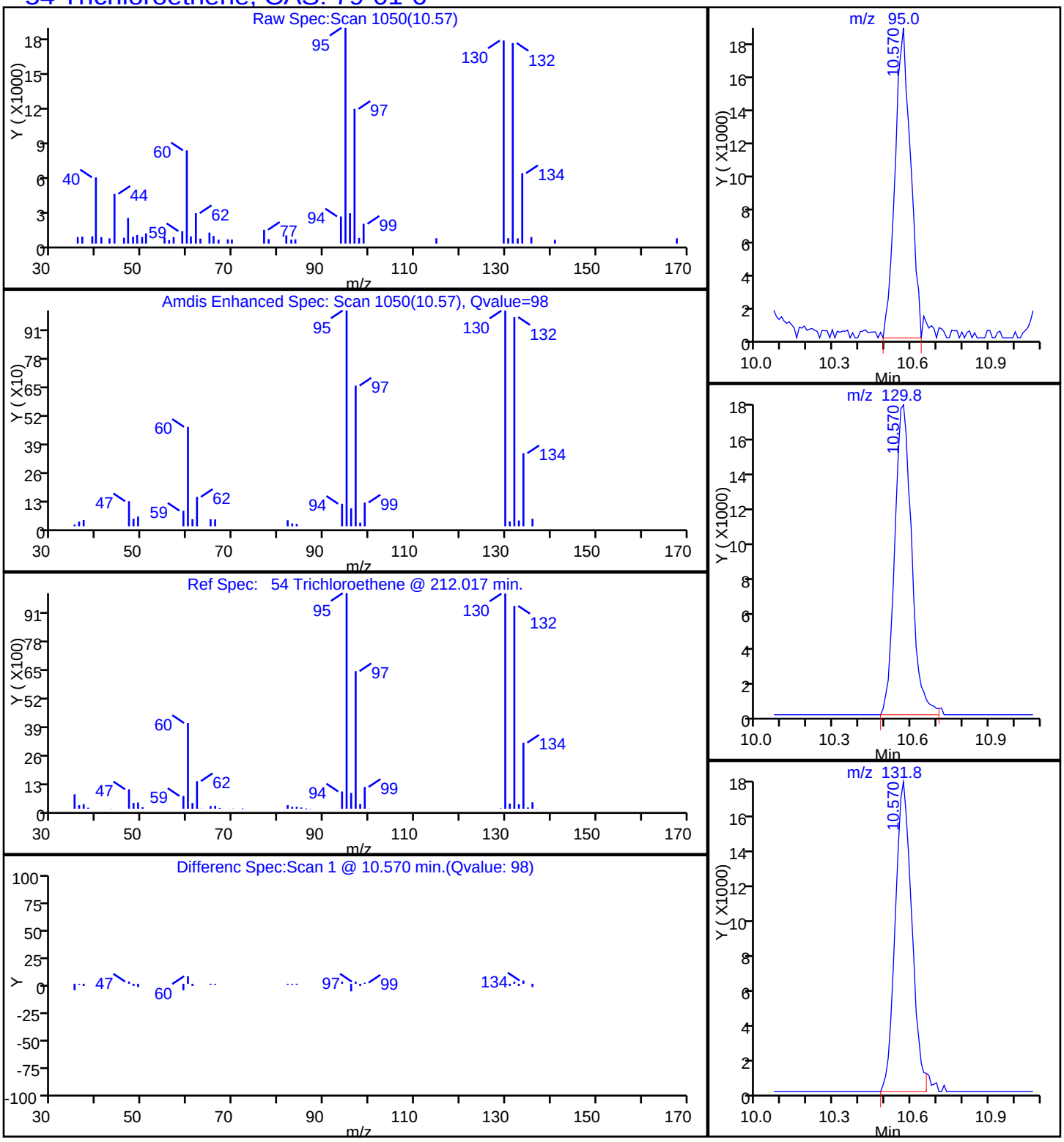

Report Date: 29-May-2015 11:23:16 Chrom Revision: 2.2 05-May-2015 11:39:10

TestAmerica Burlington

Data File: \\BTV-LIMS1\ChromData\CHL.i\20150527-13776.b\13776_14.D

Injection Date:	27-May-2015 18:41:30	Instrument ID:	CHL.i		
Lims ID:	200-28023-B-5	Lab Sample ID:	200-28023-5		
Client ID:	MW-10				
Operator ID:	NEA	ALS Bottle#:	13	Worklist Smp#:	13
Purge Vol:	5.000 mL	Dil. Factor:	1.0000		
Method:	8260_L_W_Ver.2	Limit Group:	VM_8260C_Limits		
Column:	DB-624 (0.53 mm)	Detector	MS SCAN		

70 Tetrachloroethene, CAS: 127-18-4

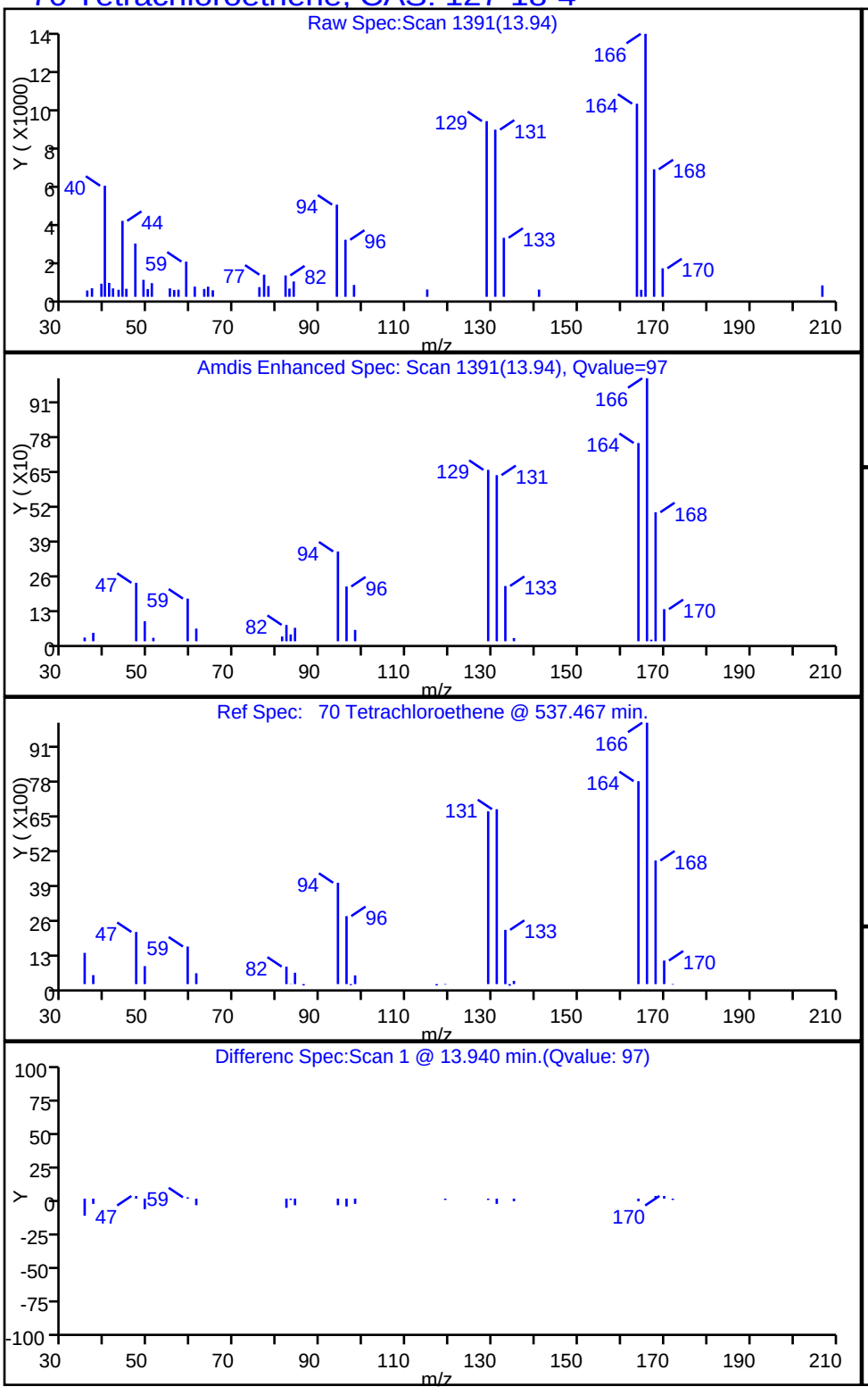

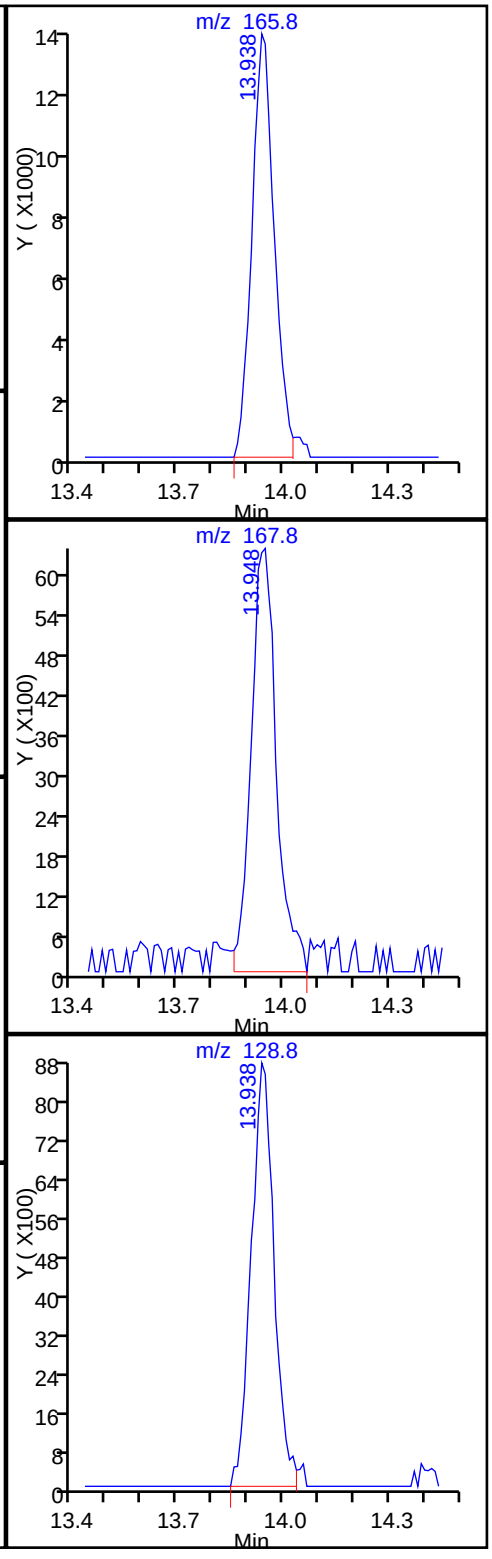

FORM I
GC/MS VOA ORGANICS ANALYSIS DATA SHEET

Lab Name: TestAmerica Burlington | Job No.: 200-28023-1

SDG No.: 200-28023

Client Sample ID: DUP-1-5-18-15 | Lab Sample ID: 200-28023-6

Matrix: Water | Lab File ID: 13776_15.D

Analysis Method: 8260C | Date Collected: 05/18/2015 00:00

Sample wt/vol: 5(mL) | Date Analyzed: 05/27/2015 19:15

Soil Aliquot Vol: | Dilution Factor: 1

Soil Extract Vol.: | GC Column: DB-624 ID: 0.53(mm)

% Moisture: | Level: (low/med) Low

Analysis Batch No.: 88791 | Units: ug/L

CAS NO.	COMPOUND NAME	RESULT	Q	LOQ	LOD	DL
75-71-8	Dichlorodifluoromethane	0.40	U	1.0	0.40	0.27
74-87-3	Chloromethane	0.40	U	1.0	0.40	0.34
75-01-4	Vinyl chloride	0.40	U	1.0	0.40	0.23
74-83-9	Bromomethane	0.40	U Q	1.0	0.40	0.34
75-00-3	Chloroethane	0.40	U	1.0	0.40	0.37
75-69-4	Trichlorofluoromethane	0.40	U	1.0	0.40	0.30
75-35-4	1,1-Dichloroethene	0.40	U	1.0	0.40	0.19
76-13-1	1,1,2-Trichloro-1,2,2-trifl uoroethane	0.40	U	1.0	0.40	0.24
67-64-1	Acetone	1.9	U Q	5.0	1.9	1.7
74-88-4	Iodomethane	0.40	U	1.0	0.40	0.23
75-15-0	Carbon disulfide	0.40	U	1.0	0.40	0.21
79-20-9	Methyl acetate	1.9	U	5.0	1.9	0.87
75-09-2	Methylene Chloride	0.40	U	1.0	0.40	0.23
156-60-5	trans-1,2-Dichloroethene	0.40	U	1.0	0.40	0.23
540-59-0	1,2-Dichloroethene, Total	0.40	U	2.0	0.40	0.22
1634-04-4	Methyl tert-butyl ether	0.40	U	1.0	0.40	0.21
75-34-3	1,1-Dichloroethane	0.40	U	1.0	0.40	0.21
108-05-4	Vinyl acetate	0.80	U Q	5.0	0.80	0.53
594-20-7	2,2-Dichloropropane	0.80	U	1.0	0.80	0.47
156-59-2	cis-1,2-Dichloroethene	0.40	U	1.0	0.40	0.22
78-93-3	2-Butanone (MEK)	1.9	U	5.0	1.9	1.3
74-97-5	Chlorobromomethane	0.40	U	1.0	0.40	0.26
109-99-9	Tetrahydrofuran	1.6	U Q	2.0	1.6	0.94
67-66-3	Chloroform	0.40	U	1.0	0.40	0.20
71-55-6	1,1,1-Trichloroethane	0.40	U	1.0	0.40	0.20
110-82-7	Cyclohexane	0.40	U	1.0	0.40	0.22
563-58-6	1,1-Dichloropropene	0.40	U	1.0	0.40	0.19
56-23-5	Carbon tetrachloride	0.40	U Q	1.0	0.40	0.22
78-83-1	Isobutyl alcohol	9.7	U Q	50	9.7	9.0
71-43-2	Benzene	0.40	U	1.0	0.40	0.19
107-06-2	1,2-Dichloroethane	0.40	U	1.0	0.40	0.19
79-01-6	Trichloroethene	0.40	U	1.0	0.40	0.18
108-87-2	Methylcyclohexane	0.40	U	1.0	0.40	0.20
78-87-5	1,2-Dichloropropane	0.40	U	1.0	0.40	0.24
74-95-3	Dibromomethane	0.40	U	1.0	0.40	0.24

FORM I
GC/MS VOA ORGANICS ANALYSIS DATA SHEET

Lab Name: TestAmerica Burlington | Job No.: 200-28023-1

SDG No.: 200-28023

Client Sample ID: DUP-1-5-18-15 | Lab Sample ID: 200-28023-6

Matrix: Water | Lab File ID: 13776_15.D

Analysis Method: 8260C | Date Collected: 05/18/2015 00:00

Sample wt/vol: 5(mL) | Date Analyzed: 05/27/2015 19:15

Soil Aliquot Vol: | Dilution Factor: 1

Soil Extract Vol.: | GC Column: DB-624 ID: 0.53(mm)

% Moisture: | Level: (low/med) Low

Analysis Batch No.: 88791 | Units: ug/L

CAS NO.	COMPOUND NAME	RESULT	Q	LOQ	LOD	DL
123-91-1	1,4-Dioxane	16	U	40	16	6.2
75-27-4	Dichlorobromomethane	0.40	U	1.0	0.40	0.20
110-75-8	2-Chloroethyl vinyl ether	0.40	U Q	1.0	0.40	0.18
10061-01-5	cis-1,3-Dichloropropene	0.40	U	1.0	0.40	0.22
108-10-1	4-Methyl-2-pentanone (MIBK)	1.9	U	5.0	1.9	0.82
108-88-3	Toluene	0.40	U	1.0	0.40	0.22
10061-02-6	trans-1,3-Dichloropropene	0.40	U Q	1.0	0.40	0.26
79-00-5	1,1,2-Trichloroethane	0.40	U	1.0	0.40	0.24
127-18-4	Tetrachloroethene	0.40	U	1.0	0.40	0.22
142-28-9	1,3-Dichloropropane	0.40	U	1.0	0.40	0.20
591-78-6	2-Hexanone	1.9	U	5.0	1.9	1.2
124-48-1	Chlorodibromomethane	0.40	U	1.0	0.40	0.22
106-93-4	Ethylene Dibromide	0.40	U	1.0	0.40	0.22
108-90-7	Chlorobenzene	0.40	U	1.0	0.40	0.18
630-20-6	1,1,1,2-Tetrachloroethane	0.40	U	1.0	0.40	0.20
100-41-4	Ethylbenzene	0.40	U	1.0	0.40	0.20
179601-23-1	m-Xylene & p-Xylene	0.40	U	1.0	0.40	0.21
95-47-6	o-Xylene	0.40	U	1.0	0.40	0.23
1330-20-7	Xylenes, Total	0.40	U	2.0	0.40	0.21
100-42-5	Styrene	0.40	U	1.0	0.40	0.26
75-25-2	Bromoform	0.40	U Q	1.0	0.40	0.23
98-82-8	Isopropylbenzene	0.40	U	1.0	0.40	0.22
108-86-1	Bromobenzene	0.40	U	1.0	0.40	0.21
79-34-5	1,1,2,2-Tetrachloroethane	0.40	U	1.0	0.40	0.27
96-18-4	1,2,3-Trichloropropane	0.40	U	1.0	0.40	0.29
103-65-1	N-Propylbenzene	0.40	U	1.0	0.40	0.19
95-49-8	2-Chlorotoluene	0.40	U	1.0	0.40	0.23
106-43-4	4-Chlorotoluene	0.40	U	1.0	0.40	0.26
108-67-8	1,3,5-Trimethylbenzene	0.40	U	1.0	0.40	0.22
98-06-6	tert-Butylbenzene	0.40	U	1.0	0.40	0.20
95-63-6	1,2,4-Trimethylbenzene	0.40	U	1.0	0.40	0.21
135-98-8	sec-Butylbenzene	0.40	U	1.0	0.40	0.21
99-87-6	4-Isopropyltoluene	0.40	U	1.0	0.40	0.22
541-73-1	1,3-Dichlorobenzene	0.40	U	1.0	0.40	0.20
106-46-7	1,4-Dichlorobenzene	0.40	U	1.0	0.40	0.26
95-50-1	1,2-Dichlorobenzene	0.40	U	1.0	0.40	0.23

FORM I
GC/MS VOA ORGANICS ANALYSIS DATA SHEET

Lab Name: TestAmerica Burlington Job No.: 200-28023-1

SDG No.: 200-28023

Client Sample ID: DUP-1-5-18-15 Lab Sample ID: 200-28023-6

Matrix: Water Lab File ID: 13776_15.D

Analysis Method: 8260C Date Collected: 05/18/2015 00:00

Sample wt/vol: 5(mL) Date Analyzed: 05/27/2015 19:15

Soil Aliquot Vol: Dilution Factor: 1

Soil Extract Vol.: GC Column: DB-624 ID: 0.53(mm)

% Moisture: Level: (low/med) Low

Analysis Batch No.: 88791 Units: ug/L

CAS NO.	COMPOUND NAME	RESULT	Q	LOQ	LOD	DL
104-51-8	n-Butylbenzene	0.40	U	1.0	0.40	0.20
96-12-8	1,2-Dibromo-3-Chloropropane	0.40	U Q	1.0	0.40	0.24
120-82-1	1,2,4-Trichlorobenzene	0.40	U	1.0	0.40	0.21
87-68-3	Hexachlorobutadiene	0.40	U	1.0	0.40	0.29
91-20-3	Naphthalene	0.40	U Q	1.0	0.40	0.31
87-61-6	1,2,3-Trichlorobenzene	0.40	U	1.0	0.40	0.26

CAS NO.	SURROGATE	%REC	Q	LIMITS
17060-07-0	1,2-Dichloroethane-d4 (Surr)	107		80-120
2037-26-5	Toluene-d8 (Surr)	104		80-120
460-00-4	4-Bromofluorobenzene	107		80-125
1868-53-7	Dibromofluoromethane (Surr)	110		50-150

TestAmerica Burlington
Target Compound Quantitation Report

Data File: \\BTV-LIMS1\ChromData\CHL.i\20150527-13776.b\13776_15.D
Lims ID: 200-28023-A-6 Lab Sample ID: 200-28023-6
Client ID: DUP-1-5-18-15
Sample Type: Client
Inject. Date: 27-May-2015 19:15:30 ALS Bottle#: 14 Worklist Smp#: 14
Purge Vol: 5.000 mL Dil. Factor: 1.0000
Sample Info: 200-0013776-014
Misc. Info.: 1,5
Operator ID: NEA Instrument ID: CHL.i

Method: \\BTV-LIMS1\ChromData\CHL.i\20150527-13776.b\8260_L_W_Ver.2.m
Limit Group: VM_8260C_Limits
Last Update: 29-May-2015 11:22:59 Calib Date: 20-May-2015 15:58:30
Integrator: RTE ID Type: Deconvolution ID
Quant Method: Internal Standard Quant By: Initial Calibration
Last ICal File: \\BTV-LIMS1\ChromData\CHL.i\20150520-13688.b\13688_09.D

Column 1 : DB-624 (0.53 mm) Det: MS SCAN
Process Host: XAWRK030

First Level Reviewer: archern Date: 29-May-2015 11:05:24

Compound	Sig	RT (min.)	Adj RT (min.)	Dlt RT (min.)	Q	Response	OnCol Amt ug/l	Flags
1 Dichlorodifluoromethane	85		2.628				ND	
2 Chloromethane	50		2.885				ND	
3 Vinyl chloride	62		3.033				ND	
6 Bromomethane	94		3.517				ND	
7 Chloroethane	64		3.685				ND	
9 Trichlorofluoromethane	101		4.090				ND	
13 1,1-Dichloroethene	96		4.949				ND	
14 1,1,2-Trichloro-1,2,2-trif	101		4.959				ND	
15 Acetone	43	5.043	5.048	-0.005	86	29736	1.27	
16 Iodomethane	142		5.196				ND	
17 Carbon disulfide	76	5.320	5.305	0.015	39	14426	0.0967	7
19 Methyl acetate	74		5.601				ND	
20 Methylene Chloride	84	5.754	5.759	-0.005	98	81907	0.1771	
* 21 TBA-d9 (IS)	65	5.853	5.838	0.015	98	2246768	500.0	
24 trans-1,2-Dichloroethene	96		6.233				ND	
25 Methyl tert-butyl ether	73		6.253				ND	
S 26 1,2-Dichloroethene, Total	96				0		0.2070	
28 1,1-Dichloroethane	63		6.935				ND	
29 Vinyl acetate	86		7.053				ND	
* 33 2-Butanone-d5	46	7.848	7.843	0.005	98	3078943	125.0	
34 2,2-Dichloropropane	41		7.912				ND	
35 cis-1,2-Dichloroethene	96	7.927	7.922	0.005	91	11996	0.2070	
36 2-Butanone (MEK)	72		7.962				ND	
39 Chlorobromomethane	128		8.327				ND	
40 Tetrahydrofuran	42		8.456				ND	
41 Chloroform	83	8.481	8.475	0.006	9	6183	0.0599	7
$ 42 Dibromofluoromethane (Surr	113	8.737	8.732	0.005	89	2356671	27.6	7
43 1,1,1-Trichloroethane	97		8.792				ND	
44 Cyclohexane	56		8.910				ND	
45 1,1-Dichloropropene	75		9.078				ND	
46 Carbon tetrachloride	117		9.088				ND	

Compound	Sig	RT (min.)	Adj RT (min.)	Dlt RT (min.)	Q	Response	OnCol Amt ug/l	Flags
47 Isobutyl alcohol	43		9.295				ND	
$ 48 1,2-Dichloroethane-d4 (Sur	65	9.310	9.325	-0.015	80	1121802	26.6	
49 Benzene	78	9.439	9.434	0.005	49	2381	0.0147	7
50 1,2-Dichloroethane	62		9.453				ND	
* 52 Fluorobenzene	96	9.913	9.908	0.005	97	4603019	25.0	
54 Trichloroethene	95		10.570				ND	
55 Methylcyclohexane	83		10.905				ND	
56 1,2-Dichloropropane	63		10.945				ND	
* 57 1,4-Dioxane-d8	96	11.108	11.103	0.005	27	201428	500.0	
58 Dibromomethane	93		11.152				ND	
60 1,4-Dioxane	88		11.202				ND	
61 Dichlorobromomethane	83		11.429				ND	
62 2-Chloroethyl vinyl ether	63		12.002				ND	
63 cis-1,3-Dichloropropene	75		12.249				ND	
64 4-Methyl-2-pentanone (MIBK	43		12.525				ND	
$ 65 Toluene-d8 (Surr)	98	12.738	12.753	-0.015	99	3898883	26.0	
66 Toluene	92	12.866	12.871	-0.005	89	3316	0.0310	7
67 trans-1,3-Dichloropropene	75		13.276				ND	
69 1,1,2-Trichloroethane	83		13.612				ND	
70 Tetrachloroethene	166		13.928				ND	
71 1,3-Dichloropropane	76		13.948				ND	
72 2-Hexanone	43		14.145				ND	
73 Chlorodibromomethane	129	14.407	14.402	0.005	1	1331	0.0152	7
74 Ethylene Dibromide	107		14.639				ND	
* 75 Chlorobenzene-d5	117	15.652	15.657	-0.005	89	3590381	25.0	
76 Chlorobenzene	112		15.726				ND	
77 1,1,1,2-Tetrachloroethane	131		15.894				ND	
78 Ethylbenzene	91		15.983				ND	
79 m-Xylene & p-Xylene	106		16.269				ND	
S 80 Xylenes, Total	106				0		0.005761	7
81 o-Xylene	106	17.183	17.198	-0.015	1	419	0.005761	7
82 Styrene	104	17.242	17.227	0.015	1	2658	0.0248	7
83 Bromoform	173		17.622				ND	
84 Isopropylbenzene	105		18.037				ND	
$ 85 4-Bromofluorobenzene	95	18.309	18.314	-0.005	87	2561309	26.8	
86 Bromobenzene	156	18.566	18.571	-0.004	41	1319	0.0193	7
87 1,1,2,2-Tetrachloroethane	83		18.580				ND	
88 1,2,3-Trichloropropane	110		18.650				ND	
90 N-Propylbenzene	120		18.788				ND	
91 2-Chlorotoluene	126		18.906				ND	
92 1,3,5-Trimethylbenzene	105	19.069	19.064	0.005	71	3016	0.0210	7
93 4-Chlorotoluene	126	19.069	19.064	0.005	89	404	0.008297	7
94 tert-Butylbenzene	119	19.504	19.509	-0.005	1	1387	0.008879	7
95 1,2,4-Trimethylbenzene	105	19.593	19.578	0.015	83	3872	0.0278	7
96 sec-Butylbenzene	105	19.800	19.805	-0.005	91	4914	0.0234	7
97 1,3-Dichlorobenzene	146	19.939	19.934	0.005	89	3610	0.0347	7
98 4-Isopropyltoluene	119		19.993				ND	
* 99 1,4-Dichlorobenzene-d4	152	20.008	20.003	0.005	97	1893574	25.0	
100 1,4-Dichlorobenzene	146	20.037	20.032	0.005	85	6500	0.0608	7
101 n-Butylbenzene	91	20.462	20.467	-0.005	95	4373	0.0310	7
102 1,2-Dichlorobenzene	146	20.472	20.467	0.005	87	3315	0.0343	7
103 1,2-Dibromo-3-Chloropropan	75		21.257				ND	

Compound	Sig	RT (min.)	Adj RT (min.)	Dlt RT (min.)	Q	Response	OnCol Amt ug/l	Flags
104 1,2,4-Trichlorobenzene	180		22.087				ND	
105 Hexachlorobutadiene	225		22.265				ND	
106 Naphthalene	128	22.369	22.354	0.015	95	9252	0.1003	
107 1,2,3-Trichlorobenzene	180		22.610				ND	

QC Flag Legend

Processing Flags

7 - Failed Limit of Detection

Reagents:

8260SScorp_00013	Amount Added:	2.50	Units: uL	
8260IScorp._00015	Amount Added:	2.50	Units: uL	Run Reagent

Report Date: 29-May-2015 11:23:17 Chrom Revision: 2.2 05-May-2015 11:39:10

TestAmerica Burlington

Data File: \\BTV-LIMS1\ChromData\CHL.i\20150527-13776.b\13776_15.D

Injection Date:	27-May-2015 19:15:30	Instrument ID:	CHL.i	Operator ID:	NEA
Lims ID:	200-28023-A-6	Lab Sample ID:	200-28023-6	Worklist Smp#:	14
Client ID:	DUP-1-5-18-15				
Purge Vol:	5.000 mL	Dil. Factor:	1.0000	ALS Bottle#:	14
Method:	8260_L_W_Ver.2	Limit Group:	VM_8260C_Limits		

Column: DB-624 (0.53 mm)

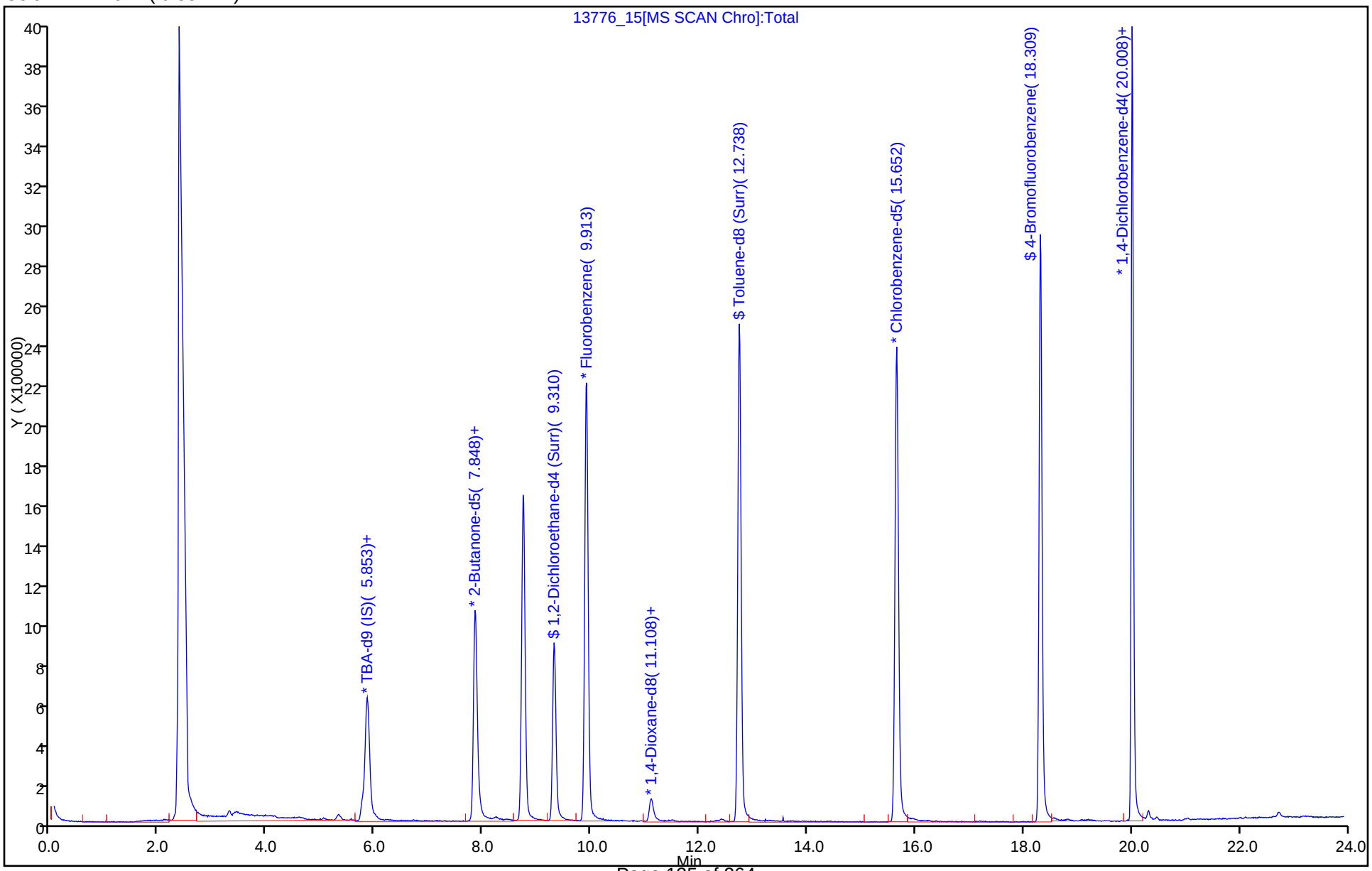

FORM I
GC/MS VOA ORGANICS ANALYSIS DATA SHEET

Lab Name: TestAmerica Burlington | Job No.: 200-28023-1

SDG No.: 200-28023

Client Sample ID: TRIP BLANK | Lab Sample ID: 200-28023-7

Matrix: Water | Lab File ID: 13776_16.D

Analysis Method: 8260C | Date Collected: 05/18/2015 00:00

Sample wt/vol: 5(mL) | Date Analyzed: 05/27/2015 19:49

Soil Aliquot Vol: | Dilution Factor: 1

Soil Extract Vol.: | GC Column: DB-624 ID: 0.53(mm)

% Moisture: | Level: (low/med) Low

Analysis Batch No.: 88791 | Units: ug/L

CAS NO.	COMPOUND NAME	RESULT	Q	LOQ	LOD	DL
75-71-8	Dichlorodifluoromethane	0.40	U	1.0	0.40	0.27
74-87-3	Chloromethane	0.40	U	1.0	0.40	0.34
75-01-4	Vinyl chloride	0.40	U	1.0	0.40	0.23
74-83-9	Bromomethane	0.40	U Q	1.0	0.40	0.34
75-00-3	Chloroethane	0.40	U	1.0	0.40	0.37
75-69-4	Trichlorofluoromethane	0.40	U	1.0	0.40	0.30
75-35-4	1,1-Dichloroethene	0.40	U	1.0	0.40	0.19
76-13-1	1,1,2-Trichloro-1,2,2-trifluoroethane	0.40	U	1.0	0.40	0.24
67-64-1	Acetone	1.9	U Q	5.0	1.9	1.7
74-88-4	Iodomethane	0.40	U	1.0	0.40	0.23
75-15-0	Carbon disulfide	0.40	U	1.0	0.40	0.21
79-20-9	Methyl acetate	1.9	U	5.0	1.9	0.87
75-09-2	Methylene Chloride	0.40	U	1.0	0.40	0.23
156-60-5	trans-1,2-Dichloroethene	0.40	U	1.0	0.40	0.23
540-59-0	1,2-Dichloroethene, Total	0.40	U	2.0	0.40	0.22
1634-04-4	Methyl tert-butyl ether	0.40	U	1.0	0.40	0.21
75-34-3	1,1-Dichloroethane	0.40	U	1.0	0.40	0.21
108-05-4	Vinyl acetate	0.80	U Q	5.0	0.80	0.53
594-20-7	2,2-Dichloropropane	0.80	U	1.0	0.80	0.47
156-59-2	cis-1,2-Dichloroethene	0.40	U	1.0	0.40	0.22
78-93-3	2-Butanone (MEK)	1.9	U	5.0	1.9	1.3
74-97-5	Chlorobromomethane	0.40	U	1.0	0.40	0.26
109-99-9	Tetrahydrofuran	1.6	U Q	2.0	1.6	0.94
67-66-3	Chloroform	0.40	U	1.0	0.40	0.20
71-55-6	1,1,1-Trichloroethane	0.40	U	1.0	0.40	0.20
110-82-7	Cyclohexane	0.40	U	1.0	0.40	0.22
563-58-6	1,1-Dichloropropene	0.40	U	1.0	0.40	0.19
56-23-5	Carbon tetrachloride	0.40	U Q	1.0	0.40	0.22
78-83-1	Isobutyl alcohol	9.7	U Q	50	9.7	9.0
71-43-2	Benzene	0.40	U	1.0	0.40	0.19
107-06-2	1,2-Dichloroethane	0.40	U	1.0	0.40	0.19
79-01-6	Trichloroethene	0.40	U	1.0	0.40	0.18
108-87-2	Methylcyclohexane	0.40	U	1.0	0.40	0.20
78-87-5	1,2-Dichloropropane	0.40	U	1.0	0.40	0.24
74-95-3	Dibromomethane	0.40	U	1.0	0.40	0.24

FORM I
GC/MS VOA ORGANICS ANALYSIS DATA SHEET

Lab Name: TestAmerica Burlington | Job No.: 200-28023-1

SDG No.: 200-28023

Client Sample ID: TRIP BLANK | Lab Sample ID: 200-28023-7

Matrix: Water | Lab File ID: 13776_16.D

Analysis Method: 8260C | Date Collected: 05/18/2015 00:00

Sample wt/vol: 5(mL) | Date Analyzed: 05/27/2015 19:49

Soil Aliquot Vol: | Dilution Factor: 1

Soil Extract Vol.: | GC Column: DB-624 ID: 0.53(mm)

% Moisture: | Level: (low/med) Low

Analysis Batch No.: 88791 | Units: ug/L

CAS NO.	COMPOUND NAME	RESULT	Q	LOQ	LOD	DL
123-91-1	1,4-Dioxane	16	U	40	16	6.2
75-27-4	Dichlorobromomethane	0.40	U	1.0	0.40	0.20
110-75-8	2-Chloroethyl vinyl ether	0.40	U Q	1.0	0.40	0.18
10061-01-5	cis-1,3-Dichloropropene	0.40	U	1.0	0.40	0.22
108-10-1	4-Methyl-2-pentanone (MIBK)	1.9	U	5.0	1.9	0.82
108-88-3	Toluene	0.40	U	1.0	0.40	0.22
10061-02-6	trans-1,3-Dichloropropene	0.40	U Q	1.0	0.40	0.26
79-00-5	1,1,2-Trichloroethane	0.40	U	1.0	0.40	0.24
127-18-4	Tetrachloroethene	0.40	U	1.0	0.40	0.22
142-28-9	1,3-Dichloropropane	0.40	U	1.0	0.40	0.20
591-78-6	2-Hexanone	1.9	U	5.0	1.9	1.2
124-48-1	Chlorodibromomethane	0.40	U	1.0	0.40	0.22
106-93-4	Ethylene Dibromide	0.40	U	1.0	0.40	0.22
108-90-7	Chlorobenzene	0.40	U	1.0	0.40	0.18
630-20-6	1,1,1,2-Tetrachloroethane	0.40	U	1.0	0.40	0.20
100-41-4	Ethylbenzene	0.40	U	1.0	0.40	0.20
179601-23-1	m-Xylene & p-Xylene	0.40	U	1.0	0.40	0.21
95-47-6	o-Xylene	0.40	U	1.0	0.40	0.23
1330-20-7	Xylenes, Total	0.40	U	2.0	0.40	0.21
100-42-5	Styrene	0.40	U	1.0	0.40	0.26
75-25-2	Bromoform	0.40	U Q	1.0	0.40	0.23
98-82-8	Isopropylbenzene	0.40	U	1.0	0.40	0.22
108-86-1	Bromobenzene	0.40	U	1.0	0.40	0.21
79-34-5	1,1,2,2-Tetrachloroethane	0.40	U	1.0	0.40	0.27
96-18-4	1,2,3-Trichloropropane	0.40	U	1.0	0.40	0.29
103-65-1	N-Propylbenzene	0.40	U	1.0	0.40	0.19
95-49-8	2-Chlorotoluene	0.40	U	1.0	0.40	0.23
106-43-4	4-Chlorotoluene	0.40	U	1.0	0.40	0.26
108-67-8	1,3,5-Trimethylbenzene	0.40	U	1.0	0.40	0.22
98-06-6	tert-Butylbenzene	0.40	U	1.0	0.40	0.20
95-63-6	1,2,4-Trimethylbenzene	0.40	U	1.0	0.40	0.21
135-98-8	sec-Butylbenzene	0.40	U	1.0	0.40	0.21
99-87-6	4-Isopropyltoluene	0.40	U	1.0	0.40	0.22
541-73-1	1,3-Dichlorobenzene	0.40	U	1.0	0.40	0.20
106-46-7	1,4-Dichlorobenzene	0.40	U	1.0	0.40	0.26
95-50-1	1,2-Dichlorobenzene	0.40	U	1.0	0.40	0.23

FORM I
GC/MS VOA ORGANICS ANALYSIS DATA SHEET

Lab Name: TestAmerica Burlington Job No.: 200-28023-1

SDG No.: 200-28023

Client Sample ID: TRIP BLANK Lab Sample ID: 200-28023-7

Matrix: Water Lab File ID: 13776_16.D

Analysis Method: 8260C Date Collected: 05/18/2015 00:00

Sample wt/vol: 5(mL) Date Analyzed: 05/27/2015 19:49

Soil Aliquot Vol: Dilution Factor: 1

Soil Extract Vol.: GC Column: DB-624 ID: 0.53(mm)

% Moisture: Level: (low/med) Low

Analysis Batch No.: 88791 Units: ug/L

CAS NO.	COMPOUND NAME	RESULT	Q	LOQ	LOD	DL
104-51-8	n-Butylbenzene	0.40	U	1.0	0.40	0.20
96-12-8	1,2-Dibromo-3-Chloropropane	0.40	U Q	1.0	0.40	0.24
120-82-1	1,2,4-Trichlorobenzene	0.40	U	1.0	0.40	0.21
87-68-3	Hexachlorobutadiene	0.40	U	1.0	0.40	0.29
91-20-3	Naphthalene	0.40	U Q	1.0	0.40	0.31
87-61-6	1,2,3-Trichlorobenzene	0.40	U	1.0	0.40	0.26

CAS NO.	SURROGATE	%REC	Q	LIMITS
17060-07-0	1,2-Dichloroethane-d4 (Surr)	106		80-120
2037-26-5	Toluene-d8 (Surr)	106		80-120
460-00-4	4-Bromofluorobenzene	108		80-125
1868-53-7	Dibromofluoromethane (Surr)	110		50-150

TestAmerica Burlington
Target Compound Quantitation Report

Data File: \\BTV-LIMS1\ChromData\CHL.i\20150527-13776.b\13776_16.D
Lims ID: 200-28023-A-7 Lab Sample ID: 200-28023-7
Client ID: TRIP BLANK
Sample Type: Client
Inject. Date: 27-May-2015 19:49:30 ALS Bottle#: 15 Worklist Smp#: 15
Purge Vol: 5.000 mL Dil. Factor: 1.0000
Sample Info: 200-0013776-015
Misc. Info.: 1,5
Operator ID: NEA Instrument ID: CHL.i

Method: \\BTV-LIMS1\ChromData\CHL.i\20150527-13776.b\8260_L_W_Ver.2.m
Limit Group: VM_8260C_Limits
Last Update: 29-May-2015 11:22:59 Calib Date: 20-May-2015 15:58:30
Integrator: RTE ID Type: Deconvolution ID
Quant Method: Internal Standard Quant By: Initial Calibration
Last ICal File: \\BTV-LIMS1\ChromData\CHL.i\20150520-13688.b\13688_09.D

Column 1 : DB-624 (0.53 mm) Det: MS SCAN
Process Host: XAWRK030

First Level Reviewer: archern Date: 29-May-2015 11:08:23

	Compound	Sig	RT (min.)	Adj RT (min.)	Dlt RT (min.)	Q	Response	OnCol Amt ug/l	Flags
	1 Dichlorodifluoromethane	85		2.628				ND	
	2 Chloromethane	50		2.885				ND	
	3 Vinyl chloride	62		3.033				ND	
	6 Bromomethane	94		3.517				ND	
	7 Chloroethane	64		3.685				ND	
	9 Trichlorofluoromethane	101		4.090				ND	
	13 1,1-Dichloroethene	96		4.949				ND	
	14 1,1,2-Trichloro-1,2,2-trif	101		4.959				ND	
	15 Acetone	43	5.048	5.048	0.000	76	8153	0.3616	
	16 Iodomethane	142		5.196				ND	
	17 Carbon disulfide	76	5.314	5.305	0.009	95	17039	0.1130	
	19 Methyl acetate	74		5.601				ND	
	20 Methylene Chloride	84	5.769	5.759	0.010	98	81700	0.1581	
*	21 TBA-d9 (IS)	65	5.858	5.838	0.020	98	2106258	500.0	
	24 trans-1,2-Dichloroethene	96		6.233				ND	
	25 Methyl tert-butyl ether	73		6.253				ND	
S	26 1,2-Dichloroethene, Total	96		6.390				ND	
	28 1,1-Dichloroethane	63		6.935				ND	
	29 Vinyl acetate	86		7.053				ND	
*	33 2-Butanone-d5	46	7.853	7.843	0.010	98	2959836	125.0	
	34 2,2-Dichloropropane	41		7.912				ND	
	35 cis-1,2-Dichloroethene	96		7.922				ND	
	36 2-Butanone (MEK)	72		7.962				ND	
	39 Chlorobromomethane	128		8.327				ND	
	40 Tetrahydrofuran	42		8.456				ND	
	41 Chloroform	83	8.495	8.475	0.020	1	1245	0.0119	7
$	42 Dibromofluoromethane (Surr	113	8.742	8.732	0.010	88	2368180	27.4	7
	43 1,1,1-Trichloroethane	97		8.792				ND	
	44 Cyclohexane	56		8.910				ND	
	45 1,1-Dichloropropene	75		9.078				ND	
	46 Carbon tetrachloride	117		9.088				ND	

Compound	Sig	RT (min.)	Adj RT (min.)	Dlt RT (min.)	Q	Response	OnCol Amt ug/l	Flags
47 Isobutyl alcohol	43		9.295				ND	
$ 48 1,2-Dichloroethane-d4 (Sur	65	9.315	9.325	-0.010	80	1127232	26.5	
49 Benzene	78		9.434				ND	
50 1,2-Dichloroethane	62		9.453				ND	
* 52 Fluorobenzene	96	9.917	9.908	0.009	97	4650335	25.0	
54 Trichloroethene	95		10.570				ND	
55 Methylcyclohexane	83		10.905				ND	
56 1,2-Dichloropropane	63		10.945				ND	
* 57 1,4-Dioxane-d8	96	11.103	11.103	0.000	27	173522	500.0	
58 Dibromomethane	93		11.152				ND	
60 1,4-Dioxane	88		11.202				ND	
61 Dichlorobromomethane	83		11.429				ND	
62 2-Chloroethyl vinyl ether	63		12.002				ND	
63 cis-1,3-Dichloropropene	75		12.249				ND	
64 4-Methyl-2-pentanone (MIBK	43		12.525				ND	
$ 65 Toluene-d8 (Surr)	98	12.742	12.753	-0.011	99	3984044	26.5	
66 Toluene	92	12.871	12.871	0.000	67	3386	0.0317	7
67 trans-1,3-Dichloropropene	75		13.276				ND	
69 1,1,2-Trichloroethane	83		13.612				ND	
70 Tetrachloroethene	166		13.928				ND	
71 1,3-Dichloropropane	76		13.948				ND	
72 2-Hexanone	43		14.145				ND	
73 Chlorodibromomethane	129	14.412	14.402	0.010	1	771	0.008812	7
74 Ethylene Dibromide	107		14.639				ND	
* 75 Chlorobenzene-d5	117	15.656	15.657	-0.001	89	3591505	25.0	
76 Chlorobenzene	112		15.726				ND	
77 1,1,1,2-Tetrachloroethane	131		15.894				ND	
78 Ethylbenzene	91		15.983				ND	
79 m-Xylene & p-Xylene	106	16.269	16.269	0.000	1	459	0.006111	7
S 80 Xylenes, Total	106				0		0.006111	7
81 o-Xylene	106		17.198				ND	
82 Styrene	104		17.227				ND	
83 Bromoform	173		17.622				ND	
84 Isopropylbenzene	105		18.037				ND	
$ 85 4-Bromofluorobenzene	95	18.323	18.314	0.009	87	2571952	26.9	
86 Bromobenzene	156	18.580	18.571	0.010	53	665	0.009776	7
87 1,1,2,2-Tetrachloroethane	83		18.580				ND	
88 1,2,3-Trichloropropane	110		18.650				ND	
90 N-Propylbenzene	120		18.788				ND	
91 2-Chlorotoluene	126		18.906				ND	
92 1,3,5-Trimethylbenzene	105	19.064	19.064	0.000	1	1867	0.0130	7
93 4-Chlorotoluene	126		19.064				ND	
94 tert-Butylbenzene	119	19.519	19.509	0.010	4	2502	0.0161	7
95 1,2,4-Trimethylbenzene	105	19.598	19.578	0.020	1	3428	0.0246	7
96 sec-Butylbenzene	105		19.805				ND	
97 1,3-Dichlorobenzene	146	19.943	19.934	0.009	85	3926	0.0378	7
98 4-Isopropyltoluene	119		19.993				ND	
* 99 1,4-Dichlorobenzene-d4	152	20.022	20.003	0.019	97	1889454	25.0	
100 1,4-Dichlorobenzene	146		20.032				ND	
101 n-Butylbenzene	91		20.467				ND	
102 1,2-Dichlorobenzene	146	20.467	20.467	0.000	83	3237	0.0336	7
103 1,2-Dibromo-3-Chloropropan	75		21.257				ND	

Compound	Sig	RT (min.)	Adj RT (min.)	Dlt RT (min.)	Q	Response	OnCol Amt ug/l	Flags
104 1,2,4-Trichlorobenzene	180		22.087				ND	
105 Hexachlorobutadiene	225		22.265				ND	
106 Naphthalene	128	22.383	22.354	0.029	12	7365	0.0800	7
107 1,2,3-Trichlorobenzene	180	22.630	22.610	0.020	82	2290	0.0431	7

QC Flag Legend

Processing Flags

7 - Failed Limit of Detection

Reagents:

8260SScorp_00013	Amount Added:	2.50	Units: uL	
8260IScorp._00015	Amount Added:	2.50	Units: uL	Run Reagent

Report Date: 29-May-2015 11:23:18 Chrom Revision: 2.2 05-May-2015 11:39:10

TestAmerica Burlington

Data File: \\BTV-LIMS1\ChromData\CHL.i\20150527-13776.b\13776_16.D

Injection Date:	27-May-2015 19:49:30	Instrument ID:	CHL.i	Operator ID:	NEA
Lims ID:	200-28023-A-7	Lab Sample ID:	200-28023-7	Worklist Smp#:	15
Client ID:	TRIP BLANK				
Purge Vol:	5.000 mL	Dil. Factor:	1.0000	ALS Bottle#:	15
Method:	8260_L_W_Ver.2	Limit Group:	VM_8260C_Limits		

Column: DB-624 (0.53 mm)

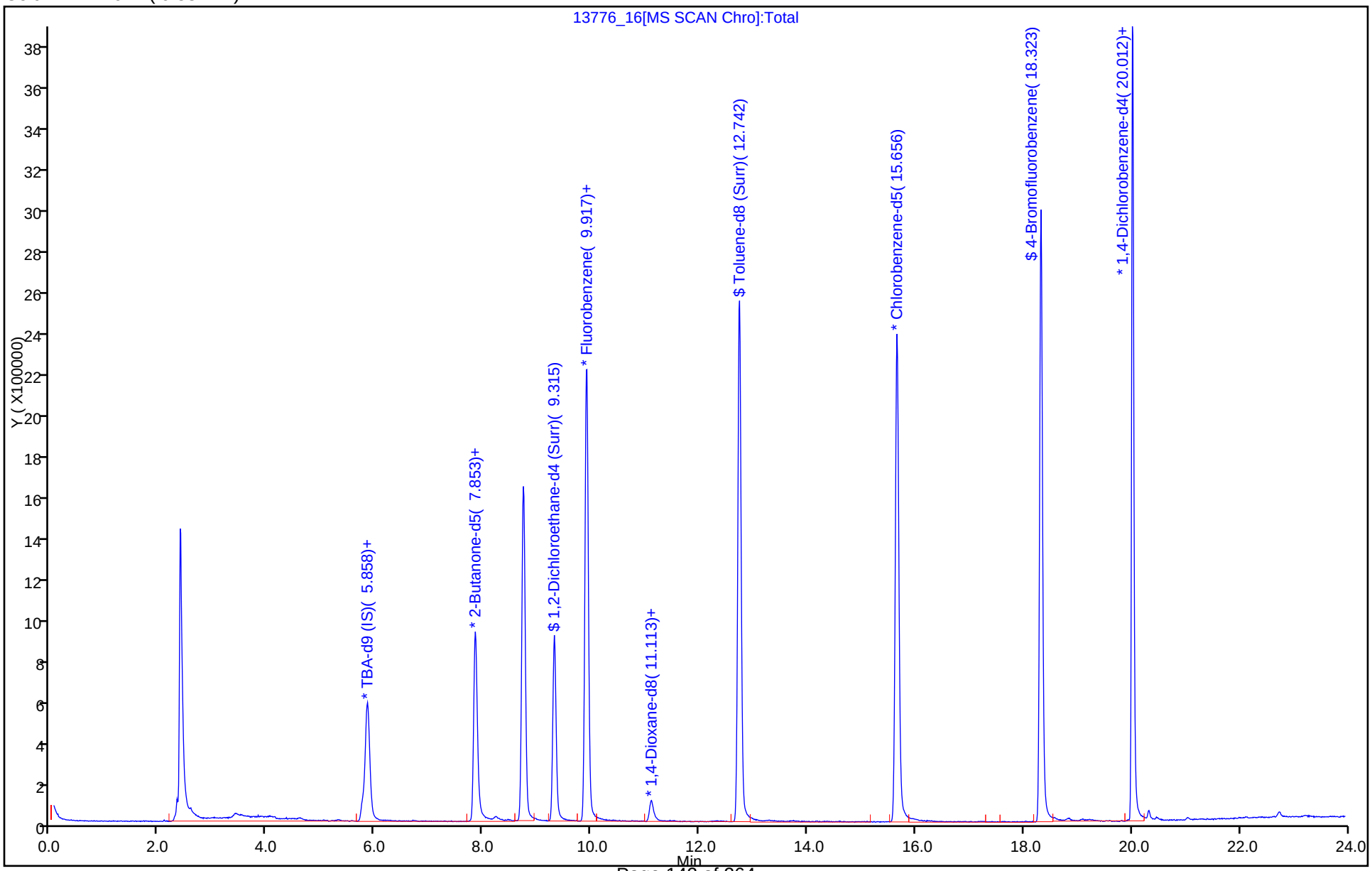

FORM I
GC/MS VOA ORGANICS ANALYSIS DATA SHEET

Lab Name: TestAmerica Burlington | Job No.: 200-28023-1

SDG No.: 200-28023

Client Sample ID: IRRIGATION #1 | Lab Sample ID: 200-28023-8

Matrix: Water | Lab File ID: 13776_17.D

Analysis Method: 8260C | Date Collected: 05/19/2015 09:25

Sample wt/vol: 5(mL) | Date Analyzed: 05/27/2015 20:23

Soil Aliquot Vol: | Dilution Factor: 1

Soil Extract Vol.: | GC Column: DB-624 ID: 0.53(mm)

% Moisture: | Level: (low/med) Low

Analysis Batch No.: 88791 | Units: ug/L

CAS NO.	COMPOUND NAME	RESULT	Q	LOQ	LOD	DL
75-71-8	Dichlorodifluoromethane	0.40	U	1.0	0.40	0.27
74-87-3	Chloromethane	0.40	U	1.0	0.40	0.34
75-01-4	Vinyl chloride	0.40	U	1.0	0.40	0.23
74-83-9	Bromomethane	0.40	U Q	1.0	0.40	0.34
75-00-3	Chloroethane	0.40	U	1.0	0.40	0.37
75-69-4	Trichlorofluoromethane	0.40	U	1.0	0.40	0.30
75-35-4	1,1-Dichloroethene	0.40	U	1.0	0.40	0.19
76-13-1	1,1,2-Trichloro-1,2,2-trifl uoroethane	0.40	U	1.0	0.40	0.24
67-64-1	Acetone	1.9	U Q	5.0	1.9	1.7
74-88-4	Iodomethane	0.40	U	1.0	0.40	0.23
75-15-0	Carbon disulfide	0.40	U	1.0	0.40	0.21
79-20-9	Methyl acetate	1.9	U	5.0	1.9	0.87
75-09-2	Methylene Chloride	0.40	U	1.0	0.40	0.23
156-60-5	trans-1,2-Dichloroethene	0.40	U	1.0	0.40	0.23
540-59-0	1,2-Dichloroethene, Total	0.40	U	2.0	0.40	0.22
1634-04-4	Methyl tert-butyl ether	0.40	U	1.0	0.40	0.21
75-34-3	1,1-Dichloroethane	0.40	U	1.0	0.40	0.21
108-05-4	Vinyl acetate	0.80	U Q	5.0	0.80	0.53
594-20-7	2,2-Dichloropropane	0.80	U	1.0	0.80	0.47
156-59-2	cis-1,2-Dichloroethene	0.40	U	1.0	0.40	0.22
78-93-3	2-Butanone (MEK)	1.9	U	5.0	1.9	1.3
74-97-5	Chlorobromomethane	0.40	U	1.0	0.40	0.26
109-99-9	Tetrahydrofuran	1.6	U Q	2.0	1.6	0.94
67-66-3	Chloroform	0.40	U	1.0	0.40	0.20
71-55-6	1,1,1-Trichloroethane	0.40	U	1.0	0.40	0.20
110-82-7	Cyclohexane	0.40	U	1.0	0.40	0.22
563-58-6	1,1-Dichloropropene	0.40	U	1.0	0.40	0.19
56-23-5	Carbon tetrachloride	0.40	U Q	1.0	0.40	0.22
78-83-1	Isobutyl alcohol	9.7	U Q	50	9.7	9.0
71-43-2	Benzene	0.40	U	1.0	0.40	0.19
107-06-2	1,2-Dichloroethane	0.40	U	1.0	0.40	0.19
79-01-6	Trichloroethene	0.40	U	1.0	0.40	0.18
108-87-2	Methylcyclohexane	0.40	U	1.0	0.40	0.20
78-87-5	1,2-Dichloropropane	0.40	U	1.0	0.40	0.24
74-95-3	Dibromomethane	0.40	U	1.0	0.40	0.24

FORM I
GC/MS VOA ORGANICS ANALYSIS DATA SHEET

Lab Name: TestAmerica Burlington | Job No.: 200-28023-1

SDG No.: 200-28023

Client Sample ID: IRRIGATION #1 | Lab Sample ID: 200-28023-8

Matrix: Water | Lab File ID: 13776_17.D

Analysis Method: 8260C | Date Collected: 05/19/2015 09:25

Sample wt/vol: 5(mL) | Date Analyzed: 05/27/2015 20:23

Soil Aliquot Vol: | Dilution Factor: 1

Soil Extract Vol.: | GC Column: DB-624 ID: 0.53(mm)

% Moisture: | Level: (low/med) Low

Analysis Batch No.: 88791 | Units: ug/L

CAS NO.	COMPOUND NAME	RESULT	Q	LOQ	LOD	DL
123-91-1	1,4-Dioxane	16	U	40	16	6.2
75-27-4	Dichlorobromomethane	0.40	U	1.0	0.40	0.20
110-75-8	2-Chloroethyl vinyl ether	0.40	U Q	1.0	0.40	0.18
10061-01-5	cis-1,3-Dichloropropene	0.40	U	1.0	0.40	0.22
108-10-1	4-Methyl-2-pentanone (MIBK)	1.9	U	5.0	1.9	0.82
108-88-3	Toluene	0.40	U	1.0	0.40	0.22
10061-02-6	trans-1,3-Dichloropropene	0.40	U Q	1.0	0.40	0.26
79-00-5	1,1,2-Trichloroethane	0.40	U	1.0	0.40	0.24
127-18-4	Tetrachloroethene	0.40	U	1.0	0.40	0.22
142-28-9	1,3-Dichloropropane	0.40	U	1.0	0.40	0.20
591-78-6	2-Hexanone	1.9	U	5.0	1.9	1.2
124-48-1	Chlorodibromomethane	0.40	U	1.0	0.40	0.22
106-93-4	Ethylene Dibromide	0.40	U	1.0	0.40	0.22
108-90-7	Chlorobenzene	0.40	U	1.0	0.40	0.18
630-20-6	1,1,1,2-Tetrachloroethane	0.40	U	1.0	0.40	0.20
100-41-4	Ethylbenzene	0.40	U	1.0	0.40	0.20
179601-23-1	m-Xylene & p-Xylene	0.40	U	1.0	0.40	0.21
95-47-6	o-Xylene	0.40	U	1.0	0.40	0.23
1330-20-7	Xylenes, Total	0.40	U	2.0	0.40	0.21
100-42-5	Styrene	0.40	U	1.0	0.40	0.26
75-25-2	Bromoform	0.40	U Q	1.0	0.40	0.23
98-82-8	Isopropylbenzene	0.40	U	1.0	0.40	0.22
108-86-1	Bromobenzene	0.40	U	1.0	0.40	0.21
79-34-5	1,1,2,2-Tetrachloroethane	0.40	U	1.0	0.40	0.27
96-18-4	1,2,3-Trichloropropane	0.40	U	1.0	0.40	0.29
103-65-1	N-Propylbenzene	0.40	U	1.0	0.40	0.19
95-49-8	2-Chlorotoluene	0.40	U	1.0	0.40	0.23
106-43-4	4-Chlorotoluene	0.40	U	1.0	0.40	0.26
108-67-8	1,3,5-Trimethylbenzene	0.40	U	1.0	0.40	0.22
98-06-6	tert-Butylbenzene	0.40	U	1.0	0.40	0.20
95-63-6	1,2,4-Trimethylbenzene	0.40	U	1.0	0.40	0.21
135-98-8	sec-Butylbenzene	0.40	U	1.0	0.40	0.21
99-87-6	4-Isopropyltoluene	0.40	U	1.0	0.40	0.22
541-73-1	1,3-Dichlorobenzene	0.40	U	1.0	0.40	0.20
106-46-7	1,4-Dichlorobenzene	0.40	U	1.0	0.40	0.26
95-50-1	1,2-Dichlorobenzene	0.40	U	1.0	0.40	0.23

FORM I
GC/MS VOA ORGANICS ANALYSIS DATA SHEET

Lab Name: TestAmerica Burlington Job No.: 200-28023-1

SDG No.: 200-28023

Client Sample ID: IRRIGATION #1 Lab Sample ID: 200-28023-8

Matrix: Water Lab File ID: 13776_17.D

Analysis Method: 8260C Date Collected: 05/19/2015 09:25

Sample wt/vol: 5(mL) Date Analyzed: 05/27/2015 20:23

Soil Aliquot Vol: Dilution Factor: 1

Soil Extract Vol.: GC Column: DB-624 ID: 0.53(mm)

% Moisture: Level: (low/med) Low

Analysis Batch No.: 88791 Units: ug/L

CAS NO.	COMPOUND NAME	RESULT	Q	LOQ	LOD	DL
104-51-8	n-Butylbenzene	0.40	U	1.0	0.40	0.20
96-12-8	1,2-Dibromo-3-Chloropropane	0.40	U Q	1.0	0.40	0.24
120-82-1	1,2,4-Trichlorobenzene	0.40	U	1.0	0.40	0.21
87-68-3	Hexachlorobutadiene	0.40	U	1.0	0.40	0.29
91-20-3	Naphthalene	0.40	U Q	1.0	0.40	0.31
87-61-6	1,2,3-Trichlorobenzene	0.40	U	1.0	0.40	0.26

CAS NO.	SURROGATE	%REC	Q	LIMITS
17060-07-0	1,2-Dichloroethane-d4 (Surr)	107		80-120
2037-26-5	Toluene-d8 (Surr)	106		80-120
460-00-4	4-Bromofluorobenzene	107		80-125
1868-53-7	Dibromofluoromethane (Surr)	109		50-150

TestAmerica Burlington
Target Compound Quantitation Report

Data File: \\BTV-LIMS1\ChromData\CHL.i\20150527-13776.b\13776_17.D
Lims ID: 200-28023-A-8 Lab Sample ID: 200-28023-8
Client ID: IRRIGATION #1
Sample Type: Client
Inject. Date: 27-May-2015 20:23:30 ALS Bottle#: 16 Worklist Smp#: 16
Purge Vol: 5.000 mL Dil. Factor: 1.0000
Sample Info: 200-0013776-016
Misc. Info.: 1,5
Operator ID: NEA Instrument ID: CHL.i

Method: \\BTV-LIMS1\ChromData\CHL.i\20150527-13776.b\8260_L_W_Ver.2.m
Limit Group: VM_8260C_Limits
Last Update: 29-May-2015 11:22:59 Calib Date: 20-May-2015 15:58:30
Integrator: RTE ID Type: Deconvolution ID
Quant Method: Internal Standard Quant By: Initial Calibration
Last ICal File: \\BTV-LIMS1\ChromData\CHL.i\20150520-13688.b\13688_09.D

Column 1 : DB-624 (0.53 mm) Det: MS SCAN
Process Host: XAWRK030

First Level Reviewer: archern Date: 29-May-2015 11:13:13

	Compound	Sig	RT (min.)	Adj RT (min.)	Dlt RT (min.)	Q	Response	OnCol Amt ug/l	Flags
	1 Dichlorodifluoromethane	85		2.628				ND	
	2 Chloromethane	50		2.885				ND	
	3 Vinyl chloride	62		3.033				ND	
	6 Bromomethane	94		3.517				ND	
	7 Chloroethane	64		3.685				ND	
	9 Trichlorofluoromethane	101		4.090				ND	
	13 1,1-Dichloroethene	96		4.949				ND	
	14 1,1,2-Trichloro-1,2,2-trif	101		4.959				ND	
	15 Acetone	43	5.078	5.048	0.030	82	1988	0.0843	7
	16 Iodomethane	142		5.196				ND	
	17 Carbon disulfide	76	5.345	5.305	0.040	95	17909	0.1181	
	19 Methyl acetate	74		5.601				ND	
	20 Methylene Chloride	84	5.789	5.759	0.030	97	79584	0.1107	
*	21 TBA-d9 (IS)	65	5.878	5.838	0.040	97	2166845	500.0	
	24 trans-1,2-Dichloroethene	96		6.233				ND	
	25 Methyl tert-butyl ether	73		6.253				ND	
S	26 1,2-Dichloroethene, Total	96		6.390				ND	
	28 1,1-Dichloroethane	63		6.935				ND	
	29 Vinyl acetate	86		7.053				ND	
*	33 2-Butanone-d5	46	7.864	7.843	0.021	98	3095386	125.0	
	34 2,2-Dichloropropane	41		7.912				ND	
	35 cis-1,2-Dichloroethene	96		7.922				ND	
	36 2-Butanone (MEK)	72		7.962				ND	
	39 Chlorobromomethane	128		8.327				ND	
	40 Tetrahydrofuran	42		8.456				ND	
	41 Chloroform	83	8.486	8.475	0.011	38	2114	0.0202	7
$	42 Dibromofluoromethane (Surr	113	8.753	8.732	0.020	88	2376223	27.3	7
	43 1,1,1-Trichloroethane	97		8.792				ND	
	44 Cyclohexane	56		8.910				ND	
	45 1,1-Dichloropropene	75		9.078				ND	
	46 Carbon tetrachloride	117		9.088				ND	

Compound	Sig	RT (min.)	Adj RT (min.)	Dlt RT (min.)	Q	Response	OnCol Amt ug/l	Flags
47 Isobutyl alcohol	43		9.295				ND	
$ 48 1,2-Dichloroethane-d4 (Sur	65	9.325	9.325	0.000	80	1143784	26.7	
49 Benzene	78		9.434				ND	
50 1,2-Dichloroethane	62		9.453				ND	
* 52 Fluorobenzene	96	9.918	9.908	0.010	98	4679380	25.0	
54 Trichloroethene	95		10.570				ND	
55 Methylcyclohexane	83		10.905				ND	
56 1,2-Dichloropropane	63		10.945				ND	
* 57 1,4-Dioxane-d8	96	11.113	11.103	0.010	27	187804	500.0	
58 Dibromomethane	93		11.152				ND	
60 1,4-Dioxane	88		11.202				ND	
61 Dichlorobromomethane	83		11.429				ND	
62 2-Chloroethyl vinyl ether	63		12.002				ND	
63 cis-1,3-Dichloropropene	75		12.249				ND	
64 4-Methyl-2-pentanone (MIBK	43		12.525				ND	
$ 65 Toluene-d8 (Surr)	98	12.743	12.753	-0.010	99	3990580	26.6	
66 Toluene	92	12.852	12.871	-0.019	1	1422	0.0133	7
67 trans-1,3-Dichloropropene	75		13.276				ND	
69 1,1,2-Trichloroethane	83		13.612				ND	
70 Tetrachloroethene	166		13.928				ND	
71 1,3-Dichloropropane	76		13.948				ND	
72 2-Hexanone	43		14.145				ND	
73 Chlorodibromomethane	129		14.402				ND	
74 Ethylene Dibromide	107		14.639				ND	
* 75 Chlorobenzene-d5	117	15.667	15.657	0.010	89	3595266	25.0	
76 Chlorobenzene	112		15.726				ND	
77 1,1,1,2-Tetrachloroethane	131		15.894				ND	
78 Ethylbenzene	91		15.983				ND	
79 m-Xylene & p-Xylene	106	16.260	16.269	-0.009	1	1169	0.0155	7
S 80 Xylenes, Total	106				0		0.0155	7
81 o-Xylene	106		17.198				ND	
82 Styrene	104	17.257	17.227	0.030	0	2770	0.0258	7
83 Bromoform	173		17.622				ND	
84 Isopropylbenzene	105		18.037				ND	
$ 85 4-Bromofluorobenzene	95	18.314	18.314	0.000	87	2570434	26.8	
86 Bromobenzene	156	18.581	18.571	0.011	79	1888	0.0276	7
87 1,1,2,2-Tetrachloroethane	83		18.580				ND	
88 1,2,3-Trichloropropane	110		18.650				ND	
90 N-Propylbenzene	120		18.788				ND	
91 2-Chlorotoluene	126		18.906				ND	
92 1,3,5-Trimethylbenzene	105	19.055	19.064	-0.009	1	1664	0.0115	7
93 4-Chlorotoluene	126	19.065	19.064	0.001	1	768	0.0157	7
94 tert-Butylbenzene	119	19.519	19.509	0.010	1	2804	0.0179	7
95 1,2,4-Trimethylbenzene	105	19.578	19.578	0.000	82	3771	0.0270	7
96 sec-Butylbenzene	105	19.806	19.805	0.001	93	4721	0.0225	7
97 1,3-Dichlorobenzene	146	19.934	19.934	0.000	83	3531	0.0339	7
98 4-Isopropyltoluene	119		19.993				ND	
* 99 1,4-Dichlorobenzene-d4	152	20.013	20.003	0.010	97	1897259	25.0	
100 1,4-Dichlorobenzene	146		20.032				ND	
101 n-Butylbenzene	91	20.467	20.467	0.000	92	4551	0.0322	7
102 1,2-Dichlorobenzene	146	20.467	20.467	0.000	87	3396	0.0351	7
103 1,2-Dibromo-3-Chloropropan	75		21.257				ND	

Compound	Sig	RT (min.)	Adj RT (min.)	Dlt RT (min.)	Q	Response	OnCol Amt ug/l	Flags
104 1,2,4-Trichlorobenzene	180	22.097	22.087	0.010	73	2244	0.0360	7
105 Hexachlorobutadiene	225		22.265				ND	
106 Naphthalene	128	22.374	22.354	0.020	30	9005	0.0974	7
107 1,2,3-Trichlorobenzene	180	22.611	22.610	0.001	72	2966	0.0556	7

QC Flag Legend

Processing Flags

7 - Failed Limit of Detection

Reagents:

8260SScorp_00013	Amount Added:	2.50	Units: uL	
8260IScorp._00015	Amount Added:	2.50	Units: uL	Run Reagent

Report Date: 29-May-2015 11:23:19 Chrom Revision: 2.2 05-May-2015 11:39:10

TestAmerica Burlington

Data File: \\BTV-LIMS1\ChromData\CHL.i\20150527-13776.b\13776_17.D

Injection Date:	27-May-2015 20:23:30	Instrument ID:	CHL.i	Operator ID:	NEA
Lims ID:	200-28023-A-8	Lab Sample ID:	200-28023-8	Worklist Smp#:	16
Client ID:	IRRIGATION #1				
Purge Vol:	5.000 mL	Dil. Factor:	1.0000	ALS Bottle#:	16
Method:	8260_L_W_Ver.2	Limit Group:	VM_8260C_Limits		

Column: DB-624 (0.53 mm)

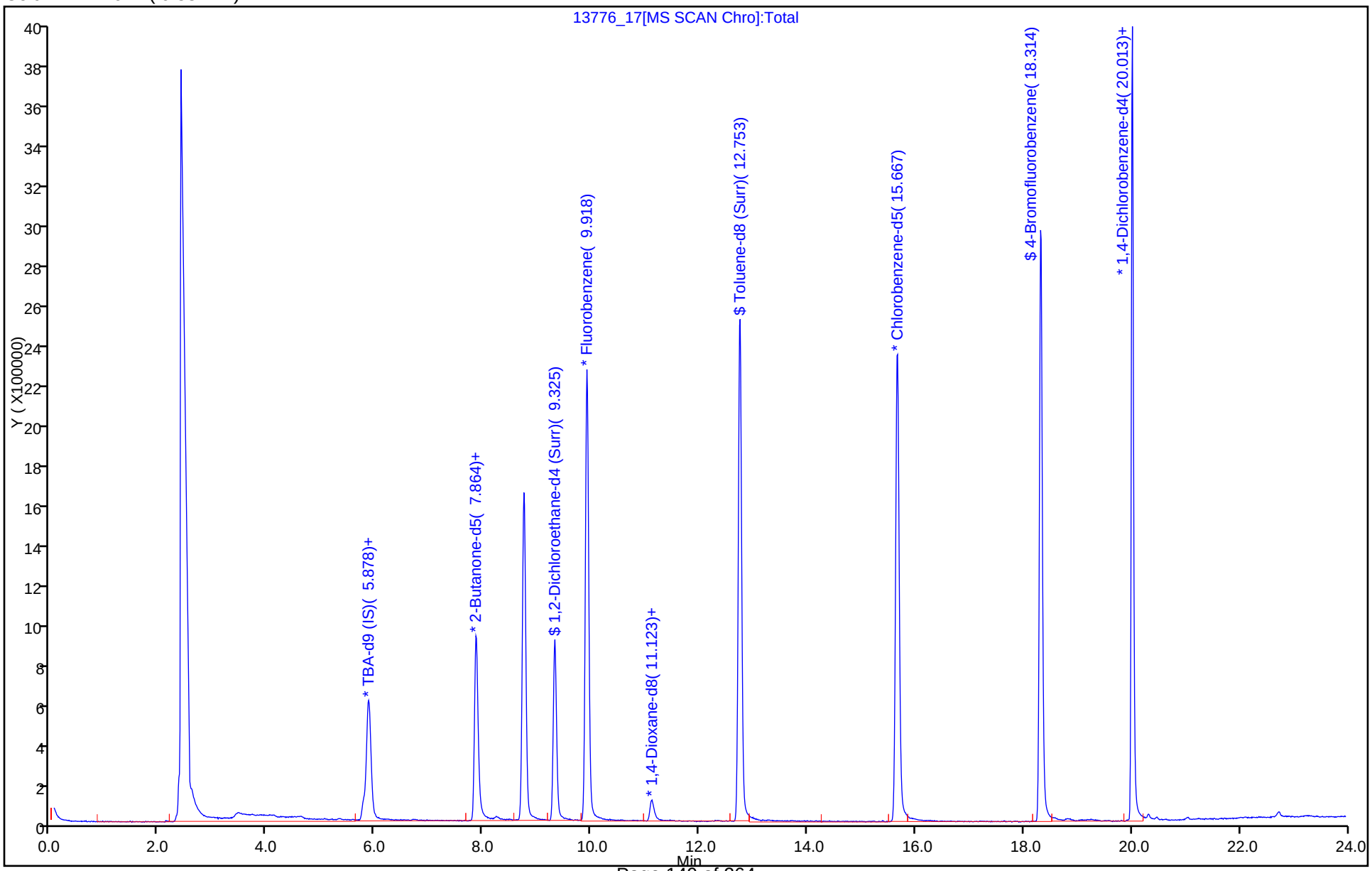

FORM I
GC/MS VOA ORGANICS ANALYSIS DATA SHEET

Lab Name: TestAmerica Burlington | Job No.: 200-28023-1

SDG No.: 200-28023

Client Sample ID: EQUIPMENT BLANK | Lab Sample ID: 200-28023-9

Matrix: Water | Lab File ID: 13776_18.D

Analysis Method: 8260C | Date Collected: 05/19/2015 09:00

Sample wt/vol: 5(mL) | Date Analyzed: 05/27/2015 20:56

Soil Aliquot Vol: | Dilution Factor: 1

Soil Extract Vol.: | GC Column: DB-624 ID: 0.53(mm)

% Moisture: | Level: (low/med) Low

Analysis Batch No.: 88791 | Units: ug/L

CAS NO.	COMPOUND NAME	RESULT	Q	LOQ	LOD	DL
75-71-8	Dichlorodifluoromethane	0.40	U	1.0	0.40	0.27
74-87-3	Chloromethane	0.40	U	1.0	0.40	0.34
75-01-4	Vinyl chloride	0.40	U	1.0	0.40	0.23
74-83-9	Bromomethane	0.40	U Q	1.0	0.40	0.34
75-00-3	Chloroethane	0.40	U	1.0	0.40	0.37
75-69-4	Trichlorofluoromethane	0.40	U	1.0	0.40	0.30
75-35-4	1,1-Dichloroethene	0.40	U	1.0	0.40	0.19
76-13-1	1,1,2-Trichloro-1,2,2-trifluoroethane	0.40	U	1.0	0.40	0.24
67-64-1	Acetone	1.9	U Q	5.0	1.9	1.7
74-88-4	Iodomethane	0.40	U	1.0	0.40	0.23
75-15-0	Carbon disulfide	0.40	U	1.0	0.40	0.21
79-20-9	Methyl acetate	1.9	U	5.0	1.9	0.87
75-09-2	Methylene Chloride	0.40	U	1.0	0.40	0.23
156-60-5	trans-1,2-Dichloroethene	0.40	U	1.0	0.40	0.23
540-59-0	1,2-Dichloroethene, Total	0.40	U	2.0	0.40	0.22
1634-04-4	Methyl tert-butyl ether	0.40	U	1.0	0.40	0.21
75-34-3	1,1-Dichloroethane	0.40	U	1.0	0.40	0.21
108-05-4	Vinyl acetate	0.80	U Q	5.0	0.80	0.53
594-20-7	2,2-Dichloropropane	0.80	U	1.0	0.80	0.47
156-59-2	cis-1,2-Dichloroethene	0.40	U	1.0	0.40	0.22
78-93-3	2-Butanone (MEK)	1.9	U	5.0	1.9	1.3
74-97-5	Chlorobromomethane	0.40	U	1.0	0.40	0.26
109-99-9	Tetrahydrofuran	1.6	U Q	2.0	1.6	0.94
67-66-3	Chloroform	0.40	U	1.0	0.40	0.20
71-55-6	1,1,1-Trichloroethane	0.40	U	1.0	0.40	0.20
110-82-7	Cyclohexane	0.40	U	1.0	0.40	0.22
563-58-6	1,1-Dichloropropene	0.40	U	1.0	0.40	0.19
56-23-5	Carbon tetrachloride	0.40	U Q	1.0	0.40	0.22
78-83-1	Isobutyl alcohol	9.7	U Q	50	9.7	9.0
71-43-2	Benzene	0.40	U	1.0	0.40	0.19
107-06-2	1,2-Dichloroethane	0.40	U	1.0	0.40	0.19
79-01-6	Trichloroethene	0.40	U	1.0	0.40	0.18
108-87-2	Methylcyclohexane	0.40	U	1.0	0.40	0.20
78-87-5	1,2-Dichloropropane	0.40	U	1.0	0.40	0.24
74-95-3	Dibromomethane	0.40	U	1.0	0.40	0.24

FORM I
GC/MS VOA ORGANICS ANALYSIS DATA SHEET

Lab Name: TestAmerica Burlington | Job No.: 200-28023-1

SDG No.: 200-28023

Client Sample ID: EQUIPMENT BLANK | Lab Sample ID: 200-28023-9

Matrix: Water | Lab File ID: 13776_18.D

Analysis Method: 8260C | Date Collected: 05/19/2015 09:00

Sample wt/vol: 5(mL) | Date Analyzed: 05/27/2015 20:56

Soil Aliquot Vol: | Dilution Factor: 1

Soil Extract Vol.: | GC Column: DB-624 ID: 0.53(mm)

% Moisture: | Level: (low/med) Low

Analysis Batch No.: 88791 | Units: ug/L

CAS NO.	COMPOUND NAME	RESULT	Q	LOQ	LOD	DL
123-91-1	1,4-Dioxane	16	U	40	16	6.2
75-27-4	Dichlorobromomethane	0.40	U	1.0	0.40	0.20
110-75-8	2-Chloroethyl vinyl ether	0.40	U Q	1.0	0.40	0.18
10061-01-5	cis-1,3-Dichloropropene	0.40	U	1.0	0.40	0.22
108-10-1	4-Methyl-2-pentanone (MIBK)	1.9	U	5.0	1.9	0.82
108-88-3	Toluene	0.90	J	1.0	0.40	0.22
10061-02-6	trans-1,3-Dichloropropene	0.40	U Q	1.0	0.40	0.26
79-00-5	1,1,2-Trichloroethane	0.40	U	1.0	0.40	0.24
127-18-4	Tetrachloroethene	0.40	U	1.0	0.40	0.22
142-28-9	1,3-Dichloropropane	0.40	U	1.0	0.40	0.20
591-78-6	2-Hexanone	1.9	U	5.0	1.9	1.2
124-48-1	Chlorodibromomethane	0.40	U	1.0	0.40	0.22
106-93-4	Ethylene Dibromide	0.40	U	1.0	0.40	0.22
108-90-7	Chlorobenzene	0.40	U	1.0	0.40	0.18
630-20-6	1,1,1,2-Tetrachloroethane	0.40	U	1.0	0.40	0.20
100-41-4	Ethylbenzene	0.40	U	1.0	0.40	0.20
179601-23-1	m-Xylene & p-Xylene	0.40	U	1.0	0.40	0.21
95-47-6	o-Xylene	0.40	U	1.0	0.40	0.23
1330-20-7	Xylenes, Total	0.40	U	2.0	0.40	0.21
100-42-5	Styrene	0.40	U	1.0	0.40	0.26
75-25-2	Bromoform	0.40	U Q	1.0	0.40	0.23
98-82-8	Isopropylbenzene	0.40	U	1.0	0.40	0.22
108-86-1	Bromobenzene	0.40	U	1.0	0.40	0.21
79-34-5	1,1,2,2-Tetrachloroethane	0.40	U	1.0	0.40	0.27
96-18-4	1,2,3-Trichloropropane	0.40	U	1.0	0.40	0.29
103-65-1	N-Propylbenzene	0.40	U	1.0	0.40	0.19
95-49-8	2-Chlorotoluene	0.40	U	1.0	0.40	0.23
106-43-4	4-Chlorotoluene	0.40	U	1.0	0.40	0.26
108-67-8	1,3,5-Trimethylbenzene	0.40	U	1.0	0.40	0.22
98-06-6	tert-Butylbenzene	0.40	U	1.0	0.40	0.20
95-63-6	1,2,4-Trimethylbenzene	0.40	U	1.0	0.40	0.21
135-98-8	sec-Butylbenzene	0.40	U	1.0	0.40	0.21
99-87-6	4-Isopropyltoluene	0.40	U	1.0	0.40	0.22
541-73-1	1,3-Dichlorobenzene	0.40	U	1.0	0.40	0.20
106-46-7	1,4-Dichlorobenzene	0.40	U	1.0	0.40	0.26
95-50-1	1,2-Dichlorobenzene	0.40	U	1.0	0.40	0.23

FORM I
GC/MS VOA ORGANICS ANALYSIS DATA SHEET

Lab Name: TestAmerica Burlington Job No.: 200-28023-1

SDG No.: 200-28023

Client Sample ID: EQUIPMENT BLANK Lab Sample ID: 200-28023-9

Matrix: Water Lab File ID: 13776_18.D

Analysis Method: 8260C Date Collected: 05/19/2015 09:00

Sample wt/vol: 5(mL) Date Analyzed: 05/27/2015 20:56

Soil Aliquot Vol: Dilution Factor: 1

Soil Extract Vol.: GC Column: DB-624 ID: 0.53(mm)

% Moisture: Level: (low/med) Low

Analysis Batch No.: 88791 Units: ug/L

CAS NO.	COMPOUND NAME	RESULT	Q	LOQ	LOD	DL
104-51-8	n-Butylbenzene	0.40	U	1.0	0.40	0.20
96-12-8	1,2-Dibromo-3-Chloropropane	0.40	U Q	1.0	0.40	0.24
120-82-1	1,2,4-Trichlorobenzene	0.40	U	1.0	0.40	0.21
87-68-3	Hexachlorobutadiene	0.40	U	1.0	0.40	0.29
91-20-3	Naphthalene	0.40	U Q	1.0	0.40	0.31
87-61-6	1,2,3-Trichlorobenzene	0.40	U	1.0	0.40	0.26

CAS NO.	SURROGATE	%REC	Q	LIMITS
17060-07-0	1,2-Dichloroethane-d4 (Surr)	105		80-120
2037-26-5	Toluene-d8 (Surr)	105		80-120
460-00-4	4-Bromofluorobenzene	106		80-125
1868-53-7	Dibromofluoromethane (Surr)	109		50-150

TestAmerica Burlington
Target Compound Quantitation Report

Data File: \\BTV-LIMS1\ChromData\CHL.i\20150527-13776.b\13776_18.D
Lims ID: 200-28023-A-9 Lab Sample ID: 200-28023-9
Client ID: EQUIPMENT BLANK
Sample Type: Client
Inject. Date: 27-May-2015 20:56:30 ALS Bottle#: 17 Worklist Smp#: 17
Purge Vol: 5.000 mL Dil. Factor: 1.0000
Sample Info: 200-0013776-017
Misc. Info.: 1,5
Operator ID: NEA Instrument ID: CHL.i

Method: \\BTV-LIMS1\ChromData\CHL.i\20150527-13776.b\8260_L_W_Ver.2.m
Limit Group: VM_8260C_Limits
Last Update: 29-May-2015 11:22:59 Calib Date: 20-May-2015 15:58:30
Integrator: RTE ID Type: Deconvolution ID
Quant Method: Internal Standard Quant By: Initial Calibration
Last ICal File: \\BTV-LIMS1\ChromData\CHL.i\20150520-13688.b\13688_09.D

Column 1 : DB-624 (0.53 mm) Det: MS SCAN
Process Host: XAWRK030

First Level Reviewer: archern Date: 29-May-2015 11:16:33

	Compound	Sig	RT (min.)	Adj RT (min.)	Dlt RT (min.)	Q	Response	OnCol Amt ug/l	Flags
	1 Dichlorodifluoromethane	85		2.628				ND	
	2 Chloromethane	50		2.885				ND	
	3 Vinyl chloride	62		3.033				ND	
	6 Bromomethane	94		3.517				ND	
	7 Chloroethane	64		3.685				ND	
	9 Trichlorofluoromethane	101		4.090				ND	
	13 1,1-Dichloroethene	96		4.949				ND	
	14 1,1,2-Trichloro-1,2,2-trif	101		4.959				ND	
	15 Acetone	43	5.054	5.048	0.006	88	20162	0.8553	
	16 Iodomethane	142		5.196				ND	
	17 Carbon disulfide	76	5.311	5.305	0.006	95	26228	0.1711	
	19 Methyl acetate	74		5.601				ND	
	20 Methylene Chloride	84	5.765	5.759	0.006	98	81240	0.1253	
*	21 TBA-d9 (IS)	65	5.854	5.838	0.016	97	2207776	500.0	
	24 trans-1,2-Dichloroethene	96		6.233				ND	
	25 Methyl tert-butyl ether	73		6.253				ND	
S	26 1,2-Dichloroethene, Total	96		6.390				ND	
	28 1,1-Dichloroethane	63		6.935				ND	
	29 Vinyl acetate	86		7.053				ND	
*	33 2-Butanone-d5	46	7.850	7.843	0.007	98	3094192	125.0	
	34 2,2-Dichloropropane	41		7.912				ND	
	35 cis-1,2-Dichloroethene	96		7.922				ND	
	36 2-Butanone (MEK)	72		7.962				ND	
	39 Chlorobromomethane	128		8.327				ND	
	40 Tetrahydrofuran	42		8.456				ND	
	41 Chloroform	83	8.472	8.475	-0.003	50	3541	0.0334	7
$	42 Dibromofluoromethane (Surr	113	8.748	8.732	0.016	88	2390427	27.2	7
	43 1,1,1-Trichloroethane	97		8.792				ND	
	44 Cyclohexane	56		8.910				ND	
	45 1,1-Dichloropropene	75		9.078				ND	
	46 Carbon tetrachloride	117		9.088				ND	

Compound	Sig	RT (min.)	Adj RT (min.)	Dlt RT (min.)	Q	Response	OnCol Amt ug/l	Flags
47 Isobutyl alcohol	43		9.295				ND	
$ 48 1,2-Dichloroethane-d4 (Sur	65	9.312	9.325	-0.013	80	1137433	26.3	
49 Benzene	78	9.440	9.434	0.006	1	2910	0.0175	7
50 1,2-Dichloroethane	62		9.453				ND	
* 52 Fluorobenzene	96	9.914	9.908	0.006	97	4728479	25.0	
54 Trichloroethene	95		10.570				ND	
55 Methylcyclohexane	83		10.905				ND	
56 1,2-Dichloropropane	63		10.945				ND	
* 57 1,4-Dioxane-d8	96	11.109	11.103	0.006	27	189404	500.0	
58 Dibromomethane	93		11.152				ND	
60 1,4-Dioxane	88		11.202				ND	
61 Dichlorobromomethane	83		11.429				ND	
62 2-Chloroethyl vinyl ether	63		12.002				ND	
63 cis-1,3-Dichloropropene	75		12.249				ND	
64 4-Methyl-2-pentanone (MIBK	43		12.525				ND	
$ 65 Toluene-d8 (Surr)	98	12.739	12.753	-0.014	98	3988416	26.2	
66 Toluene	92	12.867	12.871	-0.004	94	97320	0.8971	
67 trans-1,3-Dichloropropene	75		13.276				ND	
69 1,1,2-Trichloroethane	83		13.612				ND	
70 Tetrachloroethene	166		13.928				ND	
71 1,3-Dichloropropane	76		13.948				ND	
72 2-Hexanone	43	14.161	14.145	0.016	88	11735	0.1865	
73 Chlorodibromomethane	129		14.402				ND	
74 Ethylene Dibromide	107		14.639				ND	
* 75 Chlorobenzene-d5	117	15.653	15.657	-0.004	89	3642188	25.0	
76 Chlorobenzene	112		15.726				ND	
77 1,1,1,2-Tetrachloroethane	131		15.894				ND	
78 Ethylbenzene	91	15.969	15.983	-0.014	91	8358	0.0386	7
79 m-Xylene & p-Xylene	106	16.265	16.269	-0.004	57	2193	0.0288	7
S 80 Xylenes, Total	106				0		0.0554	7
81 o-Xylene	106	17.184	17.198	-0.014	19	1964	0.0266	7
82 Styrene	104	17.224	17.227	-0.003	82	7052	0.0649	7
83 Bromoform	173		17.622				ND	
84 Isopropylbenzene	105		18.037				ND	
$ 85 4-Bromofluorobenzene	95	18.310	18.314	-0.004	87	2586672	26.6	
86 Bromobenzene	156	18.577	18.571	0.007	72	1526	0.0220	7
87 1,1,2,2-Tetrachloroethane	83		18.580				ND	
88 1,2,3-Trichloropropane	110		18.650				ND	
90 N-Propylbenzene	120		18.788				ND	
91 2-Chlorotoluene	126	18.913	18.906	0.007	1	434	0.008848	7
92 1,3,5-Trimethylbenzene	105	19.061	19.064	-0.003	85	4928	0.0336	7
93 4-Chlorotoluene	126	19.071	19.064	0.007	87	699	0.0141	7
94 tert-Butylbenzene	119	19.515	19.509	0.006	1	2431	0.0153	7
95 1,2,4-Trimethylbenzene	105	19.584	19.578	0.006	93	11105	0.0782	7
96 sec-Butylbenzene	105		19.805				ND	
97 1,3-Dichlorobenzene	146	19.930	19.934	-0.004	87	4181	0.0395	7
98 4-Isopropyltoluene	119		19.993				ND	
* 99 1,4-Dichlorobenzene-d4	152	20.009	20.003	0.006	96	1928022	25.0	
100 1,4-Dichlorobenzene	146		20.032				ND	
101 n-Butylbenzene	91		20.467				ND	
102 1,2-Dichlorobenzene	146	20.463	20.467	-0.004	83	3048	0.0310	7
103 1,2-Dibromo-3-Chloropropan	75		21.257				ND	

Compound	Sig	RT (min.)	Adj RT (min.)	Dlt RT (min.)	Q	Response	OnCol Amt ug/l	Flags
104 1,2,4-Trichlorobenzene	180	22.103	22.087	0.016	90	3832	0.0605	7
105 Hexachlorobutadiene	225		22.265				ND	
106 Naphthalene	128	22.370	22.354	0.016	91	10109	0.1076	
107 1,2,3-Trichlorobenzene	180	22.607	22.610	-0.003	1	951	0.0175	7

QC Flag Legend

Processing Flags

7 - Failed Limit of Detection

Reagents:

8260SScorp_00013	Amount Added:	2.50	Units: uL	
8260IScorp._00015	Amount Added:	2.50	Units: uL	Run Reagent

Report Date: 29-May-2015 11:23:20 Chrom Revision: 2.2 05-May-2015 11:39:10

TestAmerica Burlington

Data File: \\BTV-LIMS1\ChromData\CHL.i\20150527-13776.b\13776_18.D

Injection Date:	27-May-2015 20:56:30	Instrument ID:	CHL.i	Operator ID:	NEA
Lims ID:	200-28023-A-9	Lab Sample ID:	200-28023-9	Worklist Smp#:	17
Client ID:	EQUIPMENT BLANK				
Purge Vol:	5.000 mL	Dil. Factor:	1.0000	ALS Bottle#:	17
Method:	8260_L_W_Ver.2	Limit Group:	VM_8260C_Limits		

Column: DB-624 (0.53 mm)

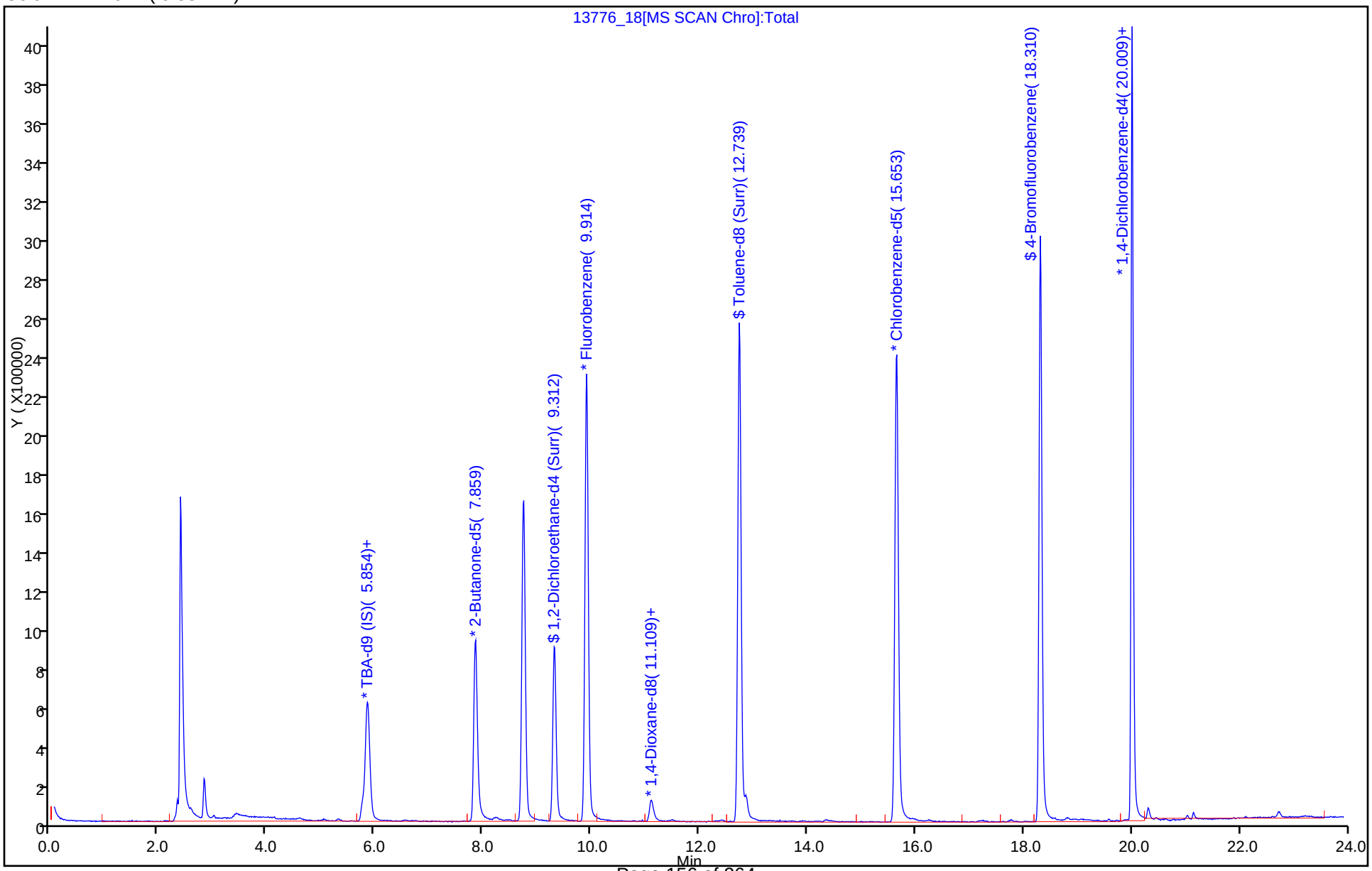

Report Date: 29-May-2015 11:23:21 Chrom Revision: 2.2 05-May-2015 11:39:10

TestAmerica Burlington

Data File: \\BTV-LIMS1\ChromData\CHL.i\20150527-13776.b\13776_18.D

Injection Date:	27-May-2015 20:56:30	Instrument ID:	CHL.i
Lims ID:	200-28023-A-9	Lab Sample ID:	200-28023-9
Client ID:	EQUIPMENT BLANK		
Operator ID:	NEA	ALS Bottle#:	17 Worklist Smp#: 17
Purge Vol:	5.000 mL	Dil. Factor:	1.0000
Method:	8260_L_W_Ver.2	Limit Group:	VM_8260C_Limits
Column:	DB-624 (0.53 mm)	Detector	MS SCAN

66 Toluene, CAS: 108-88-3

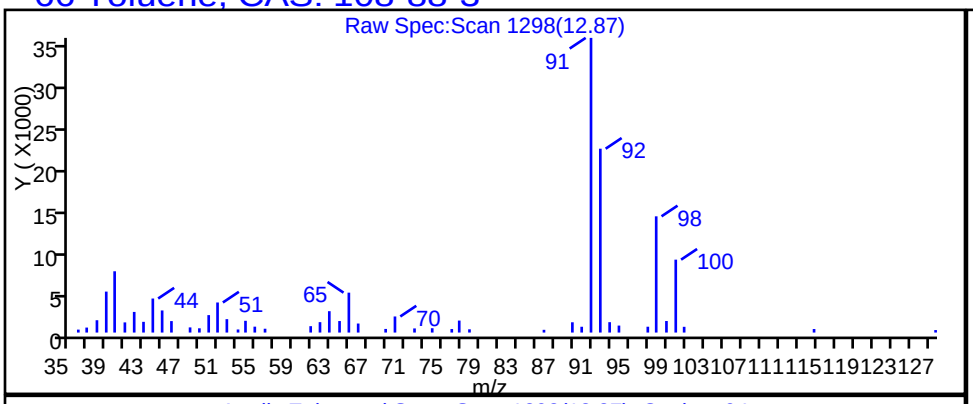

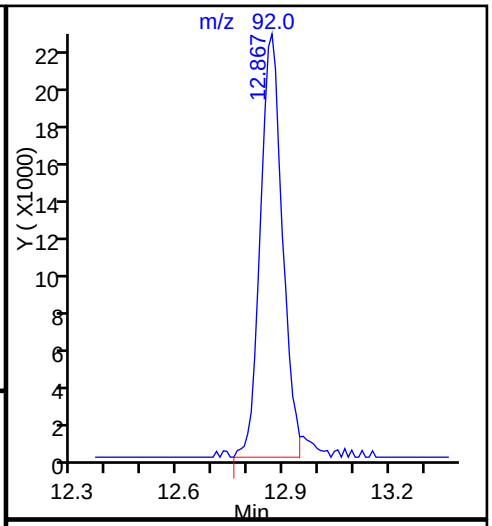

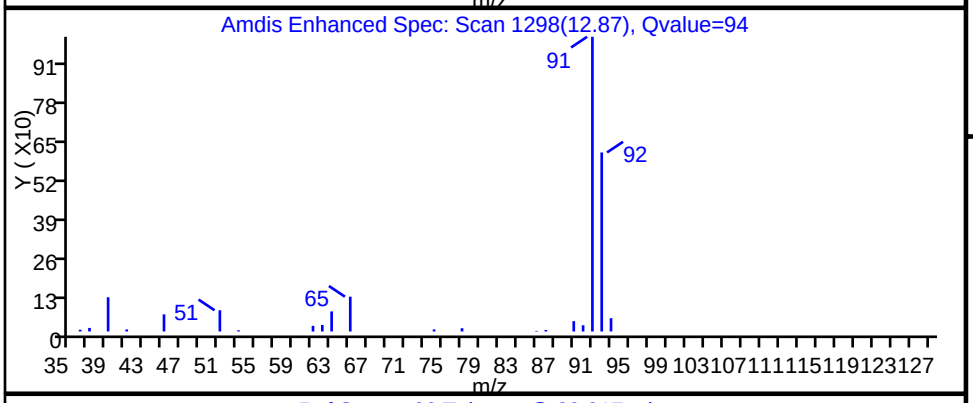

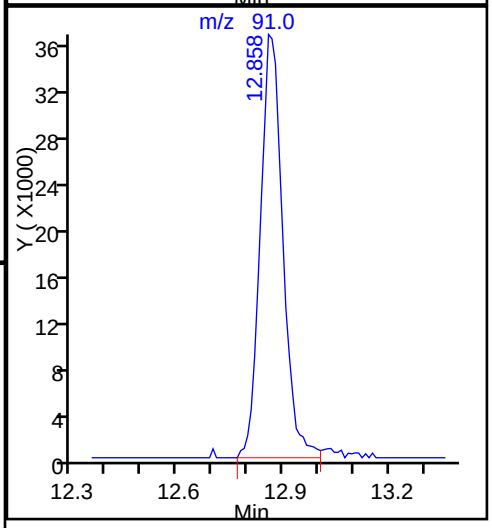

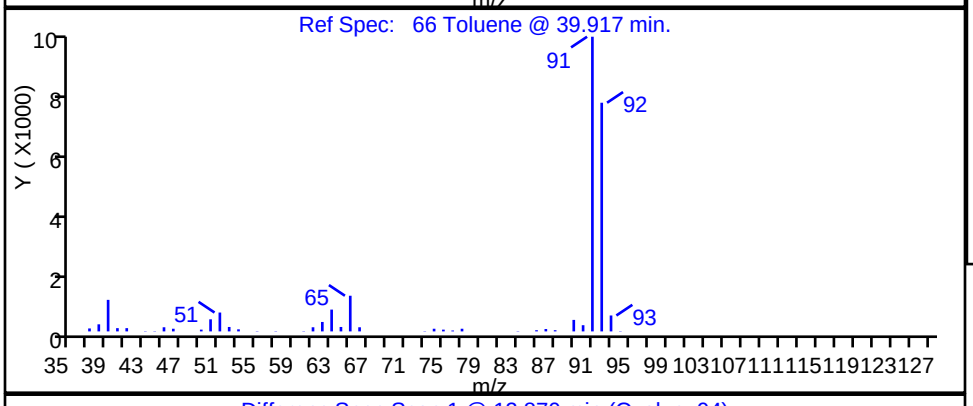

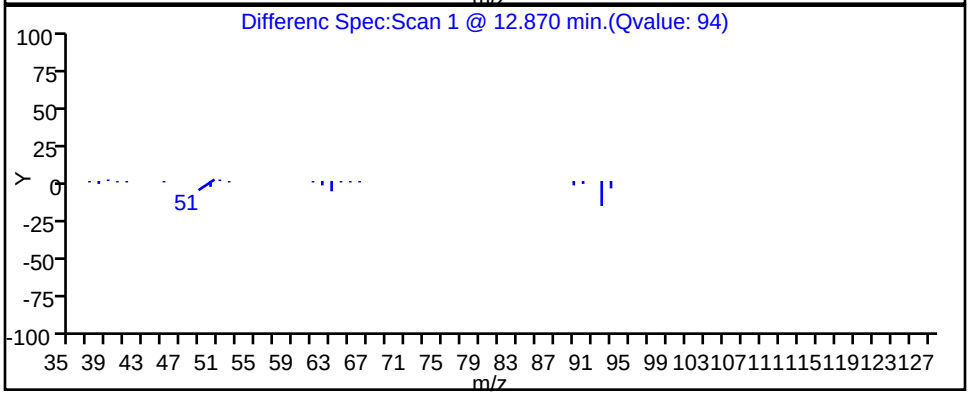

FORM VI
GC/MS VOA INITIAL CALIBRATION DATA
INTERNAL STANDARD CURVE EVALUATION

Lab Name: TestAmerica Burlington Job No.: 200-28023-1 Analy Batch No.: 88558

SDG No.: 200-28023

Instrument ID: CHL.i GC Column: DB-624 ID: 0.53(mm) Heated Purge: (Y/N) N

Calibration Start Date: 05/20/2015 12:45 Calibration End Date: 05/20/2015 15:58 Calibration ID: 30720

Calibration Files:

LEVEL:	LAB SAMPLE ID:	LAB FILE ID:
Level 1	IC 200-88558/3	13688_03.D
Level 2	IC 200-88558/4	13688_04.D
Level 3	IC 200-88558/5	13688_05.D
Level 4	IC 200-88558/6	13688_06.D
Level 5	ICIS 200-88558/7	13688_07.D
Level 6	IC 200-88558/8	13688_08.D
Level 7	IC 200-88558/9	13688_09.D

ANALYTE	RRF					CURVE TYPE	COEFFICIENT			#	MIN RRF	%RSD	#	MAX %RSD	R^2 OR COD	#	MIN R^2 OR COD
	LVL 1 LVL 6	LVL 2 LVL 7	LVL 3	LVL 4	LVL 5		B	M1	M2								
Dichlorodifluoromethane	+++++ 0.4132	0.3825 0.4132	0.3809	0.4077	0.4114	Ave		0.4015			0.1000	3.9		20.0			
Chloromethane	+++++ 0.3112	0.3326 0.3185	0.3020	0.3133	0.3168	Ave		0.3157			0.1000	3.2		20.0			
Vinyl chloride	0.2507 0.3476	0.3160 0.3466	0.3190	0.3384	0.3404	Ave		0.3227			0.1000	10.6		20.0			
Butadiene	+++++ 0.2623	0.2391 0.2558	0.2410	0.2567	0.2617	Ave		0.2528				4.0		20.0			
Bromomethane	+++++ 0.1892	0.2679 0.2050	0.2111	0.1926	0.2088	Ave		0.2124			0.1000	13.5		20.0			
Chloroethane	+++++ 0.1979	0.2055 0.1956	0.1925	0.1972	0.2015	Ave		0.1984			0.1000	2.3		20.0			
Dichlorofluoromethane	+++++ 0.7206	0.6561 0.7129	0.6511	0.7008	0.7151	Ave		0.6928				4.5		20.0			
Trichlorofluoromethane	+++++ 0.5425	0.4243 0.5326	0.5152	0.5195	0.5379	Ave		0.5120			0.1000	8.6		20.0			
1,2-Dichloro-1,1,2-trifluoroethane	+++++ 0.7358	0.6941 0.7435	0.6364	0.6716	0.7341	Ave		0.7026				6.1		20.0			
Ethyl ether	+++++ 0.1936	0.2114 0.1972	0.1804	0.1758	0.1941	Ave		0.1921				6.6		20.0			
Acrolein	+++++ 0.0087	0.0073 0.0099	0.0066	0.0061	0.0078	Ave		0.0077				18.1		20.0			
1,1-Dichloroethene	+++++ 0.3163	0.2818 0.3188	0.2537	0.2760	0.3105	Ave		0.2929			0.1000	9.0		20.0			
1,1,2-Trichloro-1,2,2-trifluoroethane	+++++ 0.6276	0.5721 0.6324	0.5362	0.5658	0.6302	Ave		0.5941			0.1000	7.0		20.0			
Acetone	+++++ 0.9963	0.9615 0.9768	0.8555	0.9310	0.9927	Ave		0.9523			0.1000	5.6		20.0			

Note: The m1 coefficient is the same as Ave RRF for an Ave curve type.

FORM VI
GC/MS VOA INITIAL CALIBRATION DATA
INTERNAL STANDARD CURVE EVALUATION

Lab Name: TestAmerica Burlington Job No.: 200-28023-1 Analy Batch No.: 88558

SDG No.: 200-28023

Instrument ID: CHL.i GC Column: DB-624 ID: 0.53(mm) Heated Purge: (Y/N) N

Calibration Start Date: 05/20/2015 12:45 Calibration End Date: 05/20/2015 15:58 Calibration ID: 30720

ANALYTE	RRF					CURVE TYPE	COEFFICIENT			#	MIN RRF	%RSD	#	MAX %RSD	R^2 OR COD	#	MIN R^2 OR COD
	LVL 1 LVL 6	LVL 2 LVL 7	LVL 3	LVL 4	LVL 5		B	M1	M2								
Iodomethane	+++++ 0.3663	0.2945 0.3882	0.2535	0.2556	0.3481	Ave		0.3177				18.2		20.0			
Carbon disulfide	+++++ 0.8667	0.8020 0.8773	0.7060	0.7572	0.8531	Ave		0.8104			0.1000	8.4		20.0			
3-Chloro-1-propene	+++++ 0.6055	0.5516 0.6047	0.5081	0.5330	0.6103	Ave		0.5689				7.7		20.0			
Methyl acetate	+++++ 0.3728	0.3310 0.3751	0.2986	0.3323	0.3653	Ave		0.3458			0.1000	8.8		20.0			
Methylene Chloride	+++++ 0.3027	0.8090 0.3026	0.4929	0.3523	0.3105	Lin1	0.3924	0.2963			0.1000				1.0000		0.9900
2-Methyl-2-propanol	+++++ 0.9118	+++++ 0.9215	0.7970	0.8521	0.9051	Ave		0.8775				6.0		20.0			
Acrylonitrile	+++++ 0.0689	0.0524 0.0710	0.0501	0.0543	0.0674	Ave		0.0607				15.5		20.0			
trans-1,2-Dichloroethene	+++++ 0.3312	0.2974 0.3358	0.2810	0.2936	0.3277	Ave		0.3111			0.1000	7.4		20.0			
Methyl tert-butyl ether	+++++ 0.6227	0.5891 0.6287	0.5347	0.5555	0.6182	Ave		0.5915			0.1000	6.6		20.0			
Hexane	+++++ 0.4617	0.4565 0.4761	0.3988	0.4178	0.4749	Ave		0.4476				7.1		20.0			
1,1-Dichloroethane	+++++ 0.6531	0.6230 0.6628	0.5661	0.5851	0.6469	Ave		0.6228			0.2000	6.3		20.0			
Vinyl acetate	+++++ 0.0222	0.0179 0.0259	0.0208	0.0216	0.0262	Ave		0.0224				14.1		20.0			
Isopropyl ether	+++++ 1.2131	1.1084 1.2222	1.0270	1.0916	1.2041	Ave		1.1444				7.0		20.0			
2-Chloro-1,3-butadiene	+++++ 0.3978	0.3828 0.4011	0.3414	0.3472	0.3931	Ave		0.3772				7.0		20.0			
Tert-butyl ethyl ether	+++++ 0.8535	0.7220 0.8423	0.6761	0.7183	0.8094	Ave		0.7703				9.6		20.0			
2,2-Dichloropropane	+++++ 0.3074	0.3554 0.3010	0.3285	0.3060	0.3181	Ave		0.3194				6.3		20.0			
cis-1,2-Dichloroethene	+++++ 0.3316	0.3134 0.3352	0.2829	0.2978	0.3279	Ave		0.3148			0.1000	6.6		20.0			
2-Butanone (MEK)	+++++ 0.2839	0.2635 0.2773	0.2296	0.2581	0.2803	Ave		0.2654			0.1000	7.6		20.0			
Propionitrile	+++++ 0.0209	0.0192 0.0212	0.0177	0.0184	0.0208	Ave		0.0197				7.6		20.0			
Methacrylonitrile	+++++ 0.0716	0.0620 0.0739	0.0591	0.0644	0.0708	Ave		0.0670				8.9		20.0			

Note: The m1 coefficient is the same as Ave RRF for an Ave curve type.

FORM VI
GC/MS VOA INITIAL CALIBRATION DATA
INTERNAL STANDARD CURVE EVALUATION

Lab Name: TestAmerica Burlington Job No.: 200-28023-1 Analy Batch No.: 88558

SDG No.: 200-28023

Instrument ID: CHL.i GC Column: DB-624 ID: 0.53(mm) Heated Purge: (Y/N) N

Calibration Start Date: 05/20/2015 12:45 Calibration End Date: 05/20/2015 15:58 Calibration ID: 30720

ANALYTE	RRF					CURVE TYPE	COEFFICIENT			#	MIN RRF	%RSD	#	MAX %RSD	R^2 OR COD	#	MIN R^2 OR COD
	LVL 1 LVL 6	LVL 2 LVL 7	LVL 3	LVL 4	LVL 5		B	M1	M2								
Chlorobromomethane	+++++ 0.1929	0.1818 0.1738	0.1644	0.1733	0.1927	Ave		0.1798				6.4		20.0			
Tetrahydrofuran	+++++ 0.0795	0.0762 0.0812	0.0736	0.0670	0.0770	Ave		0.0757				6.6		20.0			
Chloroform	+++++ 0.5897	0.5596 0.5933	0.4991	0.5307	0.5892	Ave		0.5603			0.2000	6.9		20.0			
1,1,1-Trichloroethane	+++++ 0.4911	0.4441 0.4929	0.4128	0.4381	0.4896	Ave		0.4614			0.1000	7.4		20.0			
Cyclohexane	+++++ 0.6092	0.5610 0.6125	0.5253	0.5541	0.6087	Ave		0.5784			0.1000	6.4		20.0			
1,1-Dichloropropene	+++++ 0.4783	0.4351 0.4814	0.4083	0.4231	0.4704	Ave		0.4494				7.0		20.0			
Carbon tetrachloride	+++++ 0.4402	0.3275 0.4487	0.3198	0.3559	0.4329	Ave		0.3875			0.1000	15.4		20.0			
Isobutyl alcohol	+++++ 0.0106	+++++ 0.0104	0.0081	0.0088	0.0106	Ave		0.0097				11.9		20.0			
Benzene	+++++ 0.9278	0.8778 0.9315	0.7832	0.8374	0.9162	Ave		0.8790			0.5000	6.7		20.0			
1,2-Dichloroethane	+++++ 0.2966	0.2618 0.2965	0.2520	0.2603	0.2936	Ave		0.2768			0.1000	7.5		20.0			
Tert-amyl methyl ether	+++++ 0.6675	0.6221 0.6734	0.5632	0.5999	0.6664	Ave		0.6321				7.1		20.0			
n-Heptane	+++++ 0.5218	0.5009 0.5361	0.4465	0.4852	0.5512	Ave		0.5069				7.5		20.0			
Trichloroethene	+++++ 0.4050	0.3524 0.4061	0.3158	0.3453	0.3894	Ave		0.3690			0.2000	10.0		20.0			
Methylcyclohexane	+++++ 0.4852	0.4373 0.4893	0.4139	0.4400	0.4843	Ave		0.4583			0.1000	7.0		20.0			
1,2-Dichloropropane	+++++ 0.4027	0.3734 0.4065	0.3446	0.3594	0.3990	Ave		0.3809			0.1000	6.7		20.0			
Dibromomethane	+++++ 0.3036	0.2909 0.3078	0.2618	0.2722	0.2993	Ave		0.2893				6.4		20.0			
Methyl methacrylate	+++++ 0.3277	0.3199 0.3245	0.2737	0.2769	0.3183	Ave		0.3068				8.0		20.0			
1,4-Dioxane	+++++ 1.0848	+++++ 0.9846	1.0625	1.0744	1.0813	Ave		1.0575				3.9		20.0			
Dichlorobromomethane	+++++ 0.6037	0.5460 0.6108	0.4889	0.5195	0.5982	Ave		0.5612			0.2000	9.0		20.0			
2-Chloroethyl vinyl ether	+++++ 0.1642	0.1281 0.1740	0.1414	0.1504	0.1693	Ave		0.1546				11.5		20.0			

Note: The m1 coefficient is the same as Ave RRF for an Ave curve type.

FORM VI
GC/MS VOA INITIAL CALIBRATION DATA
INTERNAL STANDARD CURVE EVALUATION

Lab Name: TestAmerica Burlington Job No.: 200-28023-1 Analy Batch No.: 88558

SDG No.: 200-28023

Instrument ID: CHL.i GC Column: DB-624 ID: 0.53(mm) Heated Purge: (Y/N) N

Calibration Start Date: 05/20/2015 12:45 Calibration End Date: 05/20/2015 15:58 Calibration ID: 30720

ANALYTE	RRF					CURVE TYPE	COEFFICIENT			#	MIN RRF	%RSD	#	MAX %RSD	R^2 OR COD	#	MIN R^2 OR COD
	LVL 1 LVL 6	LVL 2 LVL 7	LVL 3	LVL 4	LVL 5		B	M1	M2								
cis-1,3-Dichloropropene	0.4227 0.5158	0.4511 0.5195	0.4122	0.4423	0.5013	Ave		0.4664			0.2000	9.6		20.0			
4-Methyl-2-pentanone (MIBK)	+++++ 2.9641	2.8315 2.8818	2.5513	2.7573	2.9879	Ave		2.8290			0.1000	5.7		20.0			
Toluene	+++++ 0.7889	0.7273 0.7896	0.6857	0.7022	0.7739	Ave		0.7446			0.4000	6.1		20.0			
trans-1,3-Dichloropropene	0.4381 0.5206	0.4592 0.5268	0.4304	0.4449	0.5090	Ave		0.4756			0.1000	8.8		20.0			
Ethyl methacrylate	+++++ 0.2697	0.2229 0.2734	0.2160	0.2183	0.2640	Ave		0.2441				11.3		20.0			
1,1,2-Trichloroethane	+++++ 0.3632	0.3539 0.3648	0.3116	0.3296	0.3582	Ave		0.3469			0.1000	6.2		20.0			
Tetrachloroethene	+++++ 0.6285	0.5778 0.6283	0.5314	0.5693	0.6188	Ave		0.5924			0.2000	6.6		20.0			
1,3-Dichloropropane	+++++ 0.6767	0.6352 0.6789	0.5983	0.6174	0.6764	Ave		0.6471				5.4		20.0			
2-Hexanone	+++++ 2.6659	2.5590 2.6070	2.2996	2.4428	2.6761	Ave		2.5417			0.1000	5.7		20.0			
Chlorodibromomethane	0.5207 0.6826	0.5730 0.6895	0.5406	0.5869	0.6701	Ave		0.6091			0.1000	11.6		20.0			
Ethylene Dibromide	+++++ 0.6044	0.5215 0.6061	0.4990	0.5284	0.5975	Ave		0.5595			0.1000	8.6		20.0			
Chlorobenzene	+++++ 0.9723	0.9119 0.9851	0.8269	0.8821	0.9617	Ave		0.9233			0.5000	6.6		20.0			
1,1,1,2-Tetrachloroethane	+++++ 0.4946	0.4406 0.4964	0.4204	0.4363	0.4883	Ave		0.4628				7.4		20.0			
Ethylbenzene	+++++ 1.5724	1.4397 1.5680	1.3416	1.4295	1.5593	Ave		1.4851			0.1000	6.4		20.0			
m-Xylene & p-Xylene	+++++ 0.5565	0.5147 0.5626	0.4528	0.5001	0.5503	Ave		0.5228			0.1000	8.1		20.0			
o-Xylene	+++++ 0.5347	0.5028 0.5406	0.4537	0.4809	0.5258	Ave		0.5064			0.3000	6.7		20.0			
Styrene	+++++ 0.8031	0.7197 0.8109	0.6503	0.6992	0.7914	Ave		0.7458			0.3000	8.8		20.0			
Bromoform	+++++ 0.5398	0.4321 0.5453	0.3983	0.4379	0.5208	Ave		0.4790			0.1000	13.3		20.0			
Isopropylbenzene	+++++ 2.8370	2.6461 2.8603	2.3913	2.5679	2.7853	Ave		2.6813			0.1000	6.8		20.0			
Bromobenzene	+++++ 0.9459	0.9162 0.9597	0.7942	0.8598	0.9246	Ave		0.9001				6.9		20.0			

Note: The m1 coefficient is the same as Ave RRF for an Ave curve type.

FORM VI
GC/MS VOA INITIAL CALIBRATION DATA
INTERNAL STANDARD CURVE EVALUATION

Lab Name: TestAmerica Burlington Job No.: 200-28023-1 Analy Batch No.: 88558

SDG No.: 200-28023

Instrument ID: CHL.i GC Column: DB-624 ID: 0.53(mm) Heated Purge: (Y/N) N

Calibration Start Date: 05/20/2015 12:45 Calibration End Date: 05/20/2015 15:58 Calibration ID: 30720

ANALYTE	RRF					CURVE TYPE	COEFFICIENT			#	MIN RRF	%RSD	#	MAX %RSD	R^2 OR COD	#	MIN R^2 OR COD
	LVL 1 LVL 6	LVL 2 LVL 7	LVL 3	LVL 4	LVL 5		B	M1	M2								
1,1,2,2-Tetrachloroethane	1.1701 1.2110	1.2633 1.2192	1.0859	1.1614	1.2124	Ave		1.1890			0.3000	4.8		20.0			
1,2,3-Trichloropropane	+++++ 0.2722	0.2725 0.2743	0.2338	0.2508	0.2678	Ave		0.2619				6.2		20.0			
trans-1,4-Dichloro-2-butene	+++++ 0.2073	0.1927 0.2156	0.1692	0.1911	0.2079	Ave		0.1973				8.5		20.0			
N-Propylbenzene	+++++ 0.7158	0.6304 0.7195	0.5839	0.6381	0.6961	Ave		0.6639				8.2		20.0			
2-Chlorotoluene	+++++ 0.6624	0.6354 0.6648	0.5930	0.6078	0.6527	Ave		0.6360				4.7		20.0			
1,3,5-Trimethylbenzene	+++++ 2.0058	1.8828 2.0032	1.6855	1.8360	1.9854	Ave		1.8998				6.6		20.0			
4-Chlorotoluene	+++++ 0.6642	0.6517 0.6809	0.5787	0.6244	0.6574	Ave		0.6429				5.7		20.0			
tert-Butylbenzene	+++++ 2.1685	2.0445 2.1879	1.8570	1.9732	2.1426	Ave		2.0623				6.3		20.0			
1,2,4-Trimethylbenzene	+++++ 1.9625	1.8132 1.9790	1.6312	1.7438	1.9188	Ave		1.8414				7.4		20.0			
sec-Butylbenzene	+++++ 2.9874	2.7246 2.8497	2.4347	2.6723	2.9377	Ave		2.7677				7.3		20.0			
1,3-Dichlorobenzene	+++++ 1.4555	1.3764 1.4614	1.2270	1.3076	1.4164	Ave		1.3740			0.6000	6.7		20.0			
4-Isopropyltoluene	+++++ 2.2573	2.0694 2.2640	1.8834	1.9945	2.2152	Ave		2.1140				7.4		20.0			
1,4-Dichlorobenzene	+++++ 1.4768	1.4380 1.4762	1.3079	1.3238	1.4482	Ave		1.4118			0.5000	5.4		20.0			
n-Butylbenzene	+++++ 2.0220	1.7978 2.0776	1.6286	1.6984	1.9656	Ave		1.8650				9.8		20.0			
1,2-Dichlorobenzene	+++++ 1.3263	1.3089 1.3352	1.1718	1.1995	1.3113	Ave		1.2755			0.4000	5.6		20.0			
1,2-Dibromo-3-Chloropropane	+++++ 0.2109	0.2321 0.2157	0.1790	0.1825	0.2049	Ave		0.2042			0.0500	9.9		20.0			
1,2,4-Trichlorobenzene	+++++ 0.9052	0.7806 0.9456	0.6836	0.7415	0.8733	Ave		0.8216			0.2000	12.4		20.0			
Hexachlorobutadiene	+++++ 0.5626	0.5287 0.5686	0.4808	0.5055	0.5514	Ave		0.5329				6.5		20.0			
Naphthalene	+++++ 1.3569	1.2112 1.3664	0.9736	1.0889	1.3114	Ave		1.2181				13.1		20.0			
1,2,3-Trichlorobenzene	+++++ 0.7639	0.6888 0.7934	0.6059	0.6409	0.7261	Ave		0.7032				10.2		20.0			

Note: The m1 coefficient is the same as Ave RRF for an Ave curve type.

FORM VI
GC/MS VOA INITIAL CALIBRATION DATA
INTERNAL STANDARD CURVE EVALUATION

Lab Name: TestAmerica Burlington Job No.: 200-28023-1 Analy Batch No.: 88558

SDG No.: 200-28023

Instrument ID: CHL.i GC Column: DB-624 ID: 0.53(mm) Heated Purge: (Y/N) N

Calibration Start Date: 05/20/2015 12:45 Calibration End Date: 05/20/2015 15:58 Calibration ID: 30720

ANALYTE	RRF					CURVE TYPE	COEFFICIENT			#	MIN RRF	%RSD	#	MAX %RSD	R^2 OR COD	#	MIN R^2 OR COD
	LVL 1 LVL 6	LVL 2 LVL 7	LVL 3	LVL 4	LVL 5		B	M1	M2								
Dibromofluoromethane (Surr)	+++++ 0.4975	0.4429 0.5069	0.4100	0.4363	0.4939	Ave		0.4646				8.6		20.0			
1,2-Dichloroethane-d4 (Surr)	+++++ 0.2352	0.2562 0.2353	0.2059	0.2085	0.2310	Ave		0.2287				8.2		20.0			
Toluene-d8 (Surr)	+++++ 1.1071	1.0264 1.1172	0.9415	0.9842	1.0911	Ave		1.0446				6.9		20.0			
4-Bromofluorobenzene	+++++ 1.3250	1.3123 1.3338	1.1234	1.1965	1.2869	Ave		1.2630				6.7		20.0			

Note: The m1 coefficient is the same as Ave RRF for an Ave curve type.

FORM VI
GC/MS VOA INITIAL CALIBRATION DATA
INTERNAL STANDARD RESPONSE AND CONCENTRATION

Lab Name: TestAmerica Burlington Job No.: 200-28023-1 Analy Batch No.: 88558

SDG No.: 200-28023

Instrument ID: CHL.i GC Column: DB-624 ID: 0.53(mm) Heated Purge: (Y/N) N

Calibration Start Date: 05/20/2015 12:45 Calibration End Date: 05/20/2015 15:58 Calibration ID: 30720

Calibration Files:

LEVEL:	LAB SAMPLE ID:	LAB FILE ID:
Level 1	IC 200-88558/3	13688_03.D
Level 2	IC 200-88558/4	13688_04.D
Level 3	IC 200-88558/5	13688_05.D
Level 4	IC 200-88558/6	13688_06.D
Level 5	ICIS 200-88558/7	13688_07.D
Level 6	IC 200-88558/8	13688_08.D
Level 7	IC 200-88558/9	13688_09.D

ANALYTE	IS REF	CURVE TYPE	RESPONSE					CONCENTRATION (UG/L)				
			LVL 1 LVL 6	LVL 2 LVL 7	LVL 3	LVL 4	LVL 5	LVL 1 LVL 6	LVL 2 LVL 7	LVL 3	LVL 4	LVL 5
Dichlorodifluoromethane	FB	Ave	+++++ 3830916	56947 7525233	130871	351251	1868570	+++++ 50.0	0.827 100	1.88	4.80	24.8
Chloromethane	FB	Ave	+++++ 2885754	49513 5800163	103775	269903	1439231	+++++ 50.0	0.827 100	1.88	4.80	24.8
Vinyl chloride	FB	Ave	18271 3222632	47046 6313066	109605	291553	1546355	0.405 50.0	0.827 100	1.88	4.80	24.8
Butadiene	FB	Ave	+++++ 2432362	35603 4658218	82827	221144	1188647	+++++ 50.0	0.827 100	1.88	4.80	24.8
Bromomethane	FB	Ave	+++++ 1753935	39888 3733828	72535	165906	948534	+++++ 50.0	0.827 100	1.88	4.80	24.8
Chloroethane	FB	Ave	+++++ 1835130	30593 3562560	66159	169903	915198	+++++ 50.0	0.827 100	1.88	4.80	24.8
Dichlorofluoromethane	FB	Ave	+++++ 6681073	97678 12984022	223735	603815	3248274	+++++ 50.0	0.827 100	1.88	4.80	24.8
Trichlorofluoromethane	FB	Ave	+++++ 5029913	63180 9699855	177014	447621	2443228	+++++ 50.0	0.827 100	1.88	4.80	24.8
1,2-Dichloro-1,1,2-trifluoroethane	FB	Ave	+++++ 6822027	103337 13541398	218675	578658	3334685	+++++ 50.0	0.827 100	1.88	4.80	24.8
Ethyl ether	FB	Ave	+++++ 1794627	31477 3590860	61980	151461	881500	+++++ 50.0	0.827 100	1.88	4.80	24.8
Acrolein	FB	Ave	+++++ 405362	5467 901922	11345	26222	176652	+++++ 250	4.13 500	9.41	24.0	124
1,1-Dichloroethene	FB	Ave	+++++ 2933044	41961 5807012	87180	237793	1410484	+++++ 50.0	0.827 100	1.88	4.80	24.8
1,1,2-Trichloro-1,2,2-trifluoroethane	FB	Ave	+++++ 5819221	85173 11518642	184261	487506	2862436	+++++ 50.0	0.827 100	1.88	4.80	24.8
Acetone	BUT	Ave	+++++ 5291625	75896 10336859	158584	433476	2562881	+++++ 250	4.14 501	9.42	24.0	124
Iodomethane	FB	Ave	+++++ 3396264	43844 7070539	87094	220238	1581350	+++++ 50.0	0.827 100	1.88	4.80	24.8

FORM VI
GC/MS VOA INITIAL CALIBRATION DATA
INTERNAL STANDARD RESPONSE AND CONCENTRATION

Lab Name: TestAmerica Burlington Job No.: 200-28023-1 Analy Batch No.: 88558

SDG No.: 200-28023

Instrument ID: CHL.i GC Column: DB-624 ID: 0.53(mm) Heated Purge: (Y/N) N

Calibration Start Date: 05/20/2015 12:45 Calibration End Date: 05/20/2015 15:58 Calibration ID: 30720

ANALYTE	IS REF	CURVE TYPE	RESPONSE					CONCENTRATION (UG/L)				
			LVL 1 LVL 6	LVL 2 LVL 7	LVL 3	LVL 4	LVL 5	LVL 1 LVL 6	LVL 2 LVL 7	LVL 3	LVL 4	LVL 5
Carbon disulfide	FB	Ave	+++++ 8035805	119401 15977961	242598	652424	3874899	+++++ 50.0	0.827 100	1.88	4.80	24.8
3-Chloro-1-propene	FB	Ave	+++++ 5614039	82131 11014353	174587	459205	2772221	+++++ 50.0	0.827 100	1.88	4.80	24.8
Methyl acetate	BUT	Ave	+++++ 1980110	26126 3969562	55346	154717	943104	+++++ 250	4.14 501	9.42	24.0	124
Methylene Chloride	FB	Lin1	+++++ 2806250	120449 5510489	169376	303542	1410525	+++++ 50.0	0.827 100	1.88	4.80	24.8
2-Methyl-2-propanol	TBA	Ave	+++++ 1555482	+++++ 2992605	48103	132424	772322	+++++ 500	+++++ 1001	18.8	48.0	248
Acrylonitrile	FB	Ave	+++++ 6391440	77947 12939522	172154	468034	3062693	+++++ 500	8.27 1001	18.8	48.0	248
trans-1,2-Dichloroethene	FB	Ave	+++++ 3070738	44286 6115287	96552	253004	1488477	+++++ 50.0	0.827 100	1.88	4.80	24.8
Methyl tert-butyl ether	FB	Ave	+++++ 5773263	87713 11450710	183735	478602	2807991	+++++ 50.0	0.827 100	1.88	4.80	24.8
Hexane	FB	Ave	+++++ 4281267	67962 8672148	137024	359957	2157347	+++++ 50.0	0.827 100	1.88	4.80	24.8
1,1-Dichloroethane	FB	Ave	+++++ 6055161	92758 12072313	194503	504094	2938397	+++++ 50.0	0.827 100	1.88	4.80	24.8
Vinyl acetate	FB	Ave	+++++ 412596	5318 943397	14319	37198	237583	+++++ 100.0	1.65 200	3.77	9.61	49.6
Isopropyl ether	FB	Ave	+++++ 11248270	165032 22260754	352880	940576	5469556	+++++ 50.0	0.827 100	1.88	4.80	24.8
2-Chloro-1,3-butadiene	FB	Ave	+++++ 3688423	56992 7305989	117315	299147	1785492	+++++ 50.0	0.827 100	1.88	4.80	24.8
Tert-butyl ethyl ether	FB	Ave	+++++ 7913252	107497 15341295	232309	618912	3676374	+++++ 50.0	0.827 100	1.88	4.80	24.8
2,2-Dichloropropane	FB	Ave	+++++ 2850399	52922 5482071	112861	263647	1445139	+++++ 50.0	0.827 100	1.88	4.80	24.8
cis-1,2-Dichloroethene	FB	Ave	+++++ 3074399	46660 6104897	97205	256568	1489418	+++++ 50.0	0.827 100	1.88	4.80	24.8
2-Butanone (MEK)	BUT	Ave	+++++ 1507873	20804 2933886	42553	120166	723630	+++++ 250	4.14 501	9.42	24.0	124
Propionitrile	FB	Ave	+++++ 969736	14303 1933046	30363	79334	473289	+++++ 250	4.14 501	9.42	24.0	124
Methacrylonitrile	FB	Ave	+++++ 664271	9232 1346748	20324	55498	321739	+++++ 50.0	0.827 100	1.88	4.80	24.8
Chlorobromomethane	FB	Ave	+++++ 1788944	27074 3164988	56490	149310	875186	+++++ 50.0	0.827 100	1.88	4.80	24.8
Tetrahydrofuran	FB	Ave	+++++ 1473490	22682 2956157	50575	115419	699536	+++++ 100.0	1.65 200	3.77	9.61	49.6

FORM VI
GC/MS VOA INITIAL CALIBRATION DATA
INTERNAL STANDARD RESPONSE AND CONCENTRATION

Lab Name: TestAmerica Burlington Job No.: 200-28023-1 Analy Batch No.: 88558

SDG No.: 200-28023

Instrument ID: CHL.i GC Column: DB-624 ID: 0.53(mm) Heated Purge: (Y/N) N

Calibration Start Date: 05/20/2015 12:45 Calibration End Date: 05/20/2015 15:58 Calibration ID: 30720

ANALYTE	IS REF	CURVE TYPE	RESPONSE					CONCENTRATION (UG/L)				
			LVL 1 LVL 6	LVL 2 LVL 7	LVL 3	LVL 4	LVL 5	LVL 1 LVL 6	LVL 2 LVL 7	LVL 3	LVL 4	LVL 5
Chloroform	FB	Ave	+++++ 5467851	83324 10805508	171513	457284	2676389	+++++ 50.0	0.827 100	1.88	4.80	24.8
1,1,1-Trichloroethane	FB	Ave	+++++ 4553120	66121 8977064	141845	377452	2223902	+++++ 50.0	0.827 100	1.88	4.80	24.8
Cyclohexane	FB	Ave	+++++ 5648454	83519 11155073	180486	477398	2764896	+++++ 50.0	0.827 100	1.88	4.80	24.8
1,1-Dichloropropene	FB	Ave	+++++ 4434498	64784 8767944	140288	364539	2136544	+++++ 50.0	0.827 100	1.88	4.80	24.8
Carbon tetrachloride	FB	Ave	+++++ 4081518	48767 8171505	109882	306649	1966314	+++++ 50.0	0.827 100	1.88	4.80	24.8
Isobutyl alcohol	FB	Ave	+++++ 2445901	+++++ 4714371	69846	189781	1207809	+++++ 1250	+++++ 2504	47.1	120	620
Benzene	FB	Ave	+++++ 8602705	130690 16965229	269101	721490	4161772	+++++ 50.0	0.827 100	1.88	4.80	24.8
1,2-Dichloroethane	FB	Ave	+++++ 2750429	38978 5400772	86591	224277	1333697	+++++ 50.0	0.827 100	1.88	4.80	24.8
Tert-amyl methyl ether	FB	Ave	+++++ 6188971	92618 12264938	193512	516850	3027250	+++++ 50.0	0.827 100	1.88	4.80	24.8
n-Heptane	FB	Ave	+++++ 4837916	74579 9764378	153408	418022	2503946	+++++ 50.0	0.827 100	1.88	4.80	24.8
Trichloroethene	FB	Ave	+++++ 3755128	52466 7396731	108500	297481	1768715	+++++ 50.0	0.827 100	1.88	4.80	24.8
Methylcyclohexane	FB	Ave	+++++ 4498384	65102 8911635	142215	379086	2200091	+++++ 50.0	0.827 100	1.88	4.80	24.8
1,2-Dichloropropane	FB	Ave	+++++ 3733978	55589 7403438	118423	309701	1812589	+++++ 50.0	0.827 100	1.88	4.80	24.8
Dibromomethane	FB	Ave	+++++ 2815086	43311 5605962	89943	234537	1359529	+++++ 50.0	0.827 100	1.88	4.80	24.8
Methyl methacrylate	CBZ	Ave	+++++ 2290237	35689 4469699	70160	177471	1093579	+++++ 50.0	0.827 100	1.88	4.80	24.8
1,4-Dioxane	DXE	Ave	+++++ 381041	+++++ 721826	11422	31228	194568	+++++ 1000	+++++ 2003	37.7	96.1	496
Dichlorobromomethane	FB	Ave	+++++ 5597277	81287 11124788	167994	447571	2717060	+++++ 50.0	0.827 100	1.88	4.80	24.8
2-Chloroethyl vinyl ether	FB	Ave	+++++ 1522275	19070 3169748	48602	129592	768837	+++++ 50.0	0.827 100	1.88	4.80	24.8
cis-1,3-Dichloropropene	FB	Ave	30802 4782102	67165 9461188	141648	381099	2277253	0.405 50.0	0.827 100	1.88	4.80	24.8
4-Methyl-2-pentanone (MIBK)	BUT	Ave	+++++ 15743327	223517 30494625	472923	1283833	7713803	+++++ 250	4.14 501	9.42	24.0	124
Toluene	CBZ	Ave	+++++ 5513023	81131 10877960	175765	449998	2659037	+++++ 50.0	0.827 100	1.88	4.80	24.8

FORM VI
GC/MS VOA INITIAL CALIBRATION DATA
INTERNAL STANDARD RESPONSE AND CONCENTRATION

Lab Name: TestAmerica Burlington Job No.: 200-28023-1 Analy Batch No.: 88558

SDG No.: 200-28023

Instrument ID: CHL.i GC Column: DB-624 ID: 0.53(mm) Heated Purge: (Y/N) N

Calibration Start Date: 05/20/2015 12:45 Calibration End Date: 05/20/2015 15:58 Calibration ID: 30720

ANALYTE	IS REF	CURVE TYPE	RESPONSE					CONCENTRATION (UG/L)				
			LVL 1 LVL 6	LVL 2 LVL 7	LVL 3	LVL 4	LVL 5	LVL 1 LVL 6	LVL 2 LVL 7	LVL 3	LVL 4	LVL 5
trans-1,3-Dichloropropene	CBZ	Ave	23946 3638511	51221 7257665	110334	285144	1748801	0.405 50.0	0.827 100	1.88	4.80	24.8
Ethyl methacrylate	FB	Ave	+++++ 2500959	33191 4980407	74203	188107	1199218	+++++ 50.0	0.827 100	1.88	4.80	24.8
1,1,2-Trichloroethane	CBZ	Ave	+++++ 2538496	39480 5025821	79876	211263	1230755	+++++ 50.0	0.827 100	1.88	4.80	24.8
Tetrachloroethene	CBZ	Ave	+++++ 4392251	64453 8655460	136219	364883	2126056	+++++ 50.0	0.827 100	1.88	4.80	24.8
1,3-Dichloropropane	CBZ	Ave	+++++ 4729086	70857 9352043	153371	395678	2323732	+++++ 50.0	0.827 100	1.88	4.80	24.8
2-Hexanone	BUT	Ave	+++++ 14159214	202003 27587444	426271	1137382	6908925	+++++ 250	4.14 501	9.42	24.0	124
Chlorodibromomethane	CBZ	Ave	28462 4770366	63916 9498759	138576	376116	2302162	0.405 50.0	0.827 100	1.88	4.80	24.8
Ethylene Dibromide	CBZ	Ave	+++++ 4224232	58180 8349829	127909	338670	2052898	+++++ 50.0	0.827 100	1.88	4.80	24.8
Chlorobenzene	CBZ	Ave	+++++ 6795076	101726 13571149	211966	565325	3303959	+++++ 50.0	0.827 100	1.88	4.80	24.8
1,1,1,2-Tetrachloroethane	CBZ	Ave	+++++ 3456344	49150 6838789	107764	279598	1677770	+++++ 50.0	0.827 100	1.88	4.80	24.8
Ethylbenzene	CBZ	Ave	+++++ 10988932	160603 21599797	343901	916130	5357227	+++++ 50.0	0.827 100	1.88	4.80	24.8
m-Xylene & p-Xylene	CBZ	Ave	+++++ 3889352	57413 7749582	116075	320534	1890572	+++++ 50.0	0.827 100	1.88	4.80	24.8
o-Xylene	CBZ	Ave	+++++ 3737104	56086 7447703	116310	308180	1806509	+++++ 50.0	0.827 100	1.88	4.80	24.8
Styrene	CBZ	Ave	+++++ 5612788	80288 11170579	166695	448077	2719119	+++++ 50.0	0.827 100	1.88	4.80	24.8
Bromoform	CBZ	Ave	+++++ 3772201	48206 7512301	102088	280617	1789237	+++++ 50.0	0.827 100	1.88	4.80	24.8
Isopropylbenzene	DCB	Ave	+++++ 10726909	154624 21086839	328248	872073	5225249	+++++ 50.0	0.827 100	1.88	4.80	24.8
Bromobenzene	DCB	Ave	+++++ 3576666	53538 7074903	109014	291995	1734559	+++++ 50.0	0.827 100	1.88	4.80	24.8
1,1,2,2-Tetrachloroethane	DCB	Ave	33460 4578888	73820 8988256	149059	394429	2274434	0.405 50.0	0.827 100	1.88	4.80	24.8
1,2,3-Trichloropropane	DCB	Ave	+++++ 1029253	15924 2021883	32095	85183	502416	+++++ 50.0	0.827 100	1.88	4.80	24.8
trans-1,4-Dichloro-2-butene	DCB	Ave	+++++ 783774	11258 1589777	23223	64897	390049	+++++ 50.0	0.827 100	1.88	4.80	24.8
N-Propylbenzene	DCB	Ave	+++++ 2706399	36836 5304065	80150	216712	1305826	+++++ 50.0	0.827 100	1.88	4.80	24.8

FORM VI
GC/MS VOA INITIAL CALIBRATION DATA
INTERNAL STANDARD RESPONSE AND CONCENTRATION

Lab Name: TestAmerica Burlington Job No.: 200-28023-1 Analy Batch No.: 88558

SDG No.: 200-28023

Instrument ID: CHL.i GC Column: DB-624 ID: 0.53(mm) Heated Purge: (Y/N) N

Calibration Start Date: 05/20/2015 12:45 Calibration End Date: 05/20/2015 15:58 Calibration ID: 30720

ANALYTE	IS REF	CURVE TYPE	RESPONSE					CONCENTRATION (UG/L)				
			LVL 1 LVL 6	LVL 2 LVL 7	LVL 3	LVL 4	LVL 5	LVL 1 LVL 6	LVL 2 LVL 7	LVL 3	LVL 4	LVL 5
2-Chlorotoluene	DCB	Ave	+++++ 2504423	37132 4900870	81399	206425	1224546	+++++ 50.0	0.827 100	1.88	4.80	24.8
1,3,5-Trimethylbenzene	DCB	Ave	+++++ 7584159	110023 14767976	231370	623518	3724633	+++++ 50.0	0.827 100	1.88	4.80	24.8
4-Chlorotoluene	DCB	Ave	+++++ 2511312	38081 5020205	79443	212037	1233239	+++++ 50.0	0.827 100	1.88	4.80	24.8
tert-Butylbenzene	DCB	Ave	+++++ 8199211	119470 16130250	254915	670104	4019584	+++++ 50.0	0.827 100	1.88	4.80	24.8
1,2,4-Trimethylbenzene	DCB	Ave	+++++ 7420229	105955 14589842	223914	592188	3599668	+++++ 50.0	0.827 100	1.88	4.80	24.8
sec-Butylbenzene	DCB	Ave	+++++ 11295591	159210 21008986	334214	907524	5511248	+++++ 50.0	0.827 100	1.88	4.80	24.8
1,3-Dichlorobenzene	DCB	Ave	+++++ 5503132	80431 10774273	168427	444063	2657128	+++++ 50.0	0.827 100	1.88	4.80	24.8
4-Isopropyltoluene	DCB	Ave	+++++ 8534872	120925 16691361	258538	677317	4155799	+++++ 50.0	0.827 100	1.88	4.80	24.8
1,4-Dichlorobenzene	DCB	Ave	+++++ 5583656	84027 10883245	179537	449574	2716896	+++++ 50.0	0.827 100	1.88	4.80	24.8
n-Butylbenzene	DCB	Ave	+++++ 7645142	105057 15316950	223553	576793	3687474	+++++ 50.0	0.827 100	1.88	4.80	24.8
1,2-Dichlorobenzene	DCB	Ave	+++++ 5014761	76486 9843802	160857	407341	2460064	+++++ 50.0	0.827 100	1.88	4.80	24.8
1,2-Dibromo-3-Chloropropane	DCB	Ave	+++++ 797543	13562 1590159	24568	61979	384380	+++++ 50.0	0.827 100	1.88	4.80	24.8
1,2,4-Trichlorobenzene	DCB	Ave	+++++ 3422451	45612 6971472	93834	251813	1638289	+++++ 50.0	0.827 100	1.88	4.80	24.8
Hexachlorobutadiene	DCB	Ave	+++++ 2127069	30895 4191733	66003	171674	1034504	+++++ 50.0	0.827 100	1.88	4.80	24.8
Naphthalene	DCB	Ave	+++++ 5130430	70774 10073923	133646	369801	2460161	+++++ 50.0	0.827 100	1.88	4.80	24.8
1,2,3-Trichlorobenzene	DCB	Ave	+++++ 2888168	40250 5849571	83165	217637	1362180	+++++ 50.0	0.827 100	1.88	4.80	24.8
Dibromofluoromethane (Surr)	FB	Ave	+++++ 4613179	65945 9232498	140867	375900	2243460	+++++ 50.0	0.827 100	1.88	4.80	24.8
1,2-Dichloroethane-d4 (Surr)	FB	Ave	+++++ 2180493	38149 4286307	70747	179638	1049298	+++++ 50.0	0.827 100	1.88	4.80	24.8
Toluene-d8 (Surr)	CBZ	Ave	+++++ 7737020	114500 15390316	241342	630749	3748541	+++++ 50.0	0.827 100	1.88	4.80	24.8
4-Bromofluorobenzene	DCB	Ave	+++++ 5009986	76683 9833573	154210	406318	2414233	+++++ 50.0	0.827 100	1.88	4.80	24.8

FORM VI
GC/MS VOA INITIAL CALIBRATION DATA
INTERNAL STANDARD RESPONSE AND CONCENTRATION

Lab Name: TestAmerica Burlington Job No.: 200-28023-1 Analy Batch No.: 88558

SDG No.: 200-28023

Instrument ID: CHL.i GC Column: DB-624 ID: 0.53(mm) Heated Purge: (Y/N) N

Calibration Start Date: 05/20/2015 12:45 Calibration End Date: 05/20/2015 15:58 Calibration ID: 30720

Curve Type Legend:

Ave = Average ISTD
Lin1 = Linear 1/conc ISTD

TestAmerica Burlington
Target Compound Quantitation Report

Data File: \\BTV-LIMS1\ChromData\CHL.i\20150520-13688.b\13688_03.D
Lims ID: IC
Client ID:
Sample Type: IC Calib Level: 1
Inject. Date: 20-May-2015 12:45:30 ALS Bottle#: 3 Worklist Smp#: 3
Purge Vol: 5.000 mL Dil. Factor: 1.0000
Sample Info: 200-0013688-003
Misc. Info.: 1,5
Operator ID: JSW Instrument ID: CHL.i
Sublist: chrom-8260_L_W_Ver.2*sub6

Method: \\BTV-LIMS1\ChromData\CHL.i\20150520-13688.b\8260_L_W_Ver.2.m
Limit Group: VM_8260C_Limits
Last Update: 21-May-2015 12:44:40 Calib Date: 20-May-2015 15:58:30
Integrator: RTE ID Type: Deconvolution ID
Quant Method: Internal Standard Quant By: Initial Calibration
Last ICal File: \\BTV-LIMS1\ChromData\CHL.i\20150520-13688.b\13688_09.D

Column 1 : DB-624 (0.53 mm) Det: MS SCAN
Process Host: XAWRK015

First Level Reviewer: wilburj Date: 20-May-2015 13:44:05

Compound	Sig	RT (min.)	Adj RT (min.)	Dlt RT (min.)	Q	Response	Cal Amt ug/l	OnCol Amt ug/l	Flags
1 Dichlorodifluoromethane	85		2.627				ND	ND	
2 Chloromethane	50		2.884				ND	ND	
3 Vinyl chloride	62	3.039	3.042	-0.003	97	18271	0.4048	0.3146	
4 Butadiene	54		3.092				ND	ND	
6 Bromomethane	94		3.526				ND	ND	
7 Chloroethane	64		3.684				ND	ND	
8 Dichlorofluoromethane	67		4.000				ND	ND	
9 Trichlorofluoromethane	101		4.099				ND	ND	
11 Ethyl ether	59		4.573				ND	ND	
10 1,2-Dichloro-1,1,2-trifluo	67		4.573				ND	ND	
12 Acrolein	56		4.771				ND	ND	
13 1,1-Dichloroethene	96		4.939				ND	ND	
14 1,1,2-Trichloro-1,2,2-trif	101		4.958				ND	ND	
15 Acetone	43		5.028				ND	ND	
16 Iodomethane	142		5.186				ND	ND	
17 Carbon disulfide	76		5.304				ND	ND	
18 3-Chloro-1-propene	41		5.541				ND	ND	
19 Methyl acetate	74		5.591				ND	ND	
20 Methylene Chloride	84		5.749				ND	ND	
* 21 TBA-d9 (IS)	65	5.834	5.838	-0.004	97	1642432	500.0	500.0	
22 2-Methyl-2-propanol	59		5.976				ND	ND	
23 Acrylonitrile	53		6.144				ND	ND	
24 trans-1,2-Dichloroethene	96		6.213				ND	ND	
25 Methyl tert-butyl ether	73		6.243				ND	ND	
S 26 1,2-Dichloroethene, Total	96		6.390					ND	
27 Hexane	57		6.707				ND	ND	
28 1,1-Dichloroethane	63		6.924				ND	ND	
29 Vinyl acetate	86		7.033				ND	ND	
30 Isopropyl ether	45		7.082				ND	ND	
31 2-Chloro-1,3-butadiene	53		7.092				ND	ND	

Compound	Sig	RT (min.)	Adj RT (min.)	Dlt RT (min.)	Q	Response	Cal Amt ug/l	OnCol Amt ug/l	Flags
32 Tert-butyl ethyl ether	59		7.704				ND	ND	
* 33 2-Butanone-d5	46	7.830	7.843	-0.013	98	2462632	125.0	125.0	
35 cis-1,2-Dichloroethene	96		7.912				ND	ND	
34 2,2-Dichloropropane	41		7.912				ND	ND	
36 2-Butanone (MEK)	72		7.942				ND	ND	
37 Propionitrile	54		8.021				ND	ND	
38 Methacrylonitrile	67		8.287				ND	ND	
39 Chlorobromomethane	128		8.317				ND	ND	
40 Tetrahydrofuran	42		8.416				ND	ND	
41 Chloroform	83		8.455				ND	ND	
$ 42 Dibromofluoromethane (Surr	113		8.732				ND	ND	
43 1,1,1-Trichloroethane	97		8.781				ND	ND	
44 Cyclohexane	56		8.890				ND	ND	
45 1,1-Dichloropropene	75		9.068				ND	ND	
46 Carbon tetrachloride	117		9.077				ND	ND	
47 Isobutyl alcohol	43		9.295				ND	ND	
$ 48 1,2-Dichloroethane-d4 (Sur	65		9.295				ND	ND	
49 Benzene	78		9.413				ND	ND	
50 1,2-Dichloroethane	62		9.433				ND	ND	
51 Tert-amyl methyl ether	73		9.631				ND	ND	
* 52 Fluorobenzene	96	9.884	9.897	-0.013	98	4500355	25.0	25.0	
53 n-Heptane	43		9.917				ND	ND	
54 Trichloroethene	95		10.549				ND	ND	
55 Methylcyclohexane	83		10.905				ND	ND	
56 1,2-Dichloropropane	63		10.915				ND	ND	
* 57 1,4-Dioxane-d8	96	11.089	11.102	-0.013	46	146139	500.0	500.0	
58 Dibromomethane	93		11.122				ND	ND	
59 Methyl methacrylate	69		11.152				ND	ND	
60 1,4-Dioxane	88		11.181				ND	ND	
61 Dichlorobromomethane	83		11.409				ND	ND	
62 2-Chloroethyl vinyl ether	63		11.962				ND	ND	
63 cis-1,3-Dichloropropene	75	12.215	12.219	-0.004	96	30802	0.4048	0.3669	
64 4-Methyl-2-pentanone (MIBK	43		12.505				ND	ND	
$ 65 Toluene-d8 (Surr)	98		12.722				ND	ND	
66 Toluene	92		12.851				ND	ND	
67 trans-1,3-Dichloropropene	75	13.262	13.246	0.016	93	23946	0.4048	0.3729	
68 Ethyl methacrylate	69		13.463				ND	ND	
69 1,1,2-Trichloroethane	83		13.601				ND	ND	
70 Tetrachloroethene	166		13.918				ND	ND	
71 1,3-Dichloropropane	76		13.927				ND	ND	
72 2-Hexanone	43		14.115				ND	ND	
73 Chlorodibromomethane	129	14.379	14.392	-0.013	97	28462	0.4048	0.3461	
74 Ethylene Dibromide	107		14.619				ND	ND	
* 75 Chlorobenzene-d5	117	15.633	15.636	-0.003	89	3375667	25.0	25.0	
76 Chlorobenzene	112		15.705				ND	ND	
77 1,1,1,2-Tetrachloroethane	131		15.893				ND	ND	
78 Ethylbenzene	91		15.972				ND	ND	
79 m-Xylene & p-Xylene	106		16.249				ND	ND	
S 80 Xylenes, Total	106		16.620				0.8096	ND	
81 o-Xylene	106		17.177				ND	ND	
82 Styrene	104		17.217				ND	ND	
83 Bromoform	173		17.612				ND	ND	

Compound	Sig	RT (min.)	Adj RT (min.)	Dlt RT (min.)	Q	Response	Cal Amt ug/l	OnCol Amt ug/l	Flags
84 Isopropylbenzene	105		18.037				ND	ND	
$ 85 4-Bromofluorobenzene	95		18.303				ND	ND	
86 Bromobenzene	156		18.560				ND	ND	
87 1,1,2,2-Tetrachloroethane	83	18.557	18.570	-0.013	82	33460	0.4048	0.3984	
88 1,2,3-Trichloropropane	110		18.629				ND	ND	
89 trans-1,4-Dichloro-2-buten	53		18.669				ND	ND	
90 N-Propylbenzene	120		18.777				ND	ND	
91 2-Chlorotoluene	126		18.896				ND	ND	
92 1,3,5-Trimethylbenzene	105		19.054				ND	ND	
93 4-Chlorotoluene	126		19.064				ND	ND	
94 tert-Butylbenzene	119		19.508				ND	ND	
95 1,2,4-Trimethylbenzene	105		19.577				ND	ND	
96 sec-Butylbenzene	105		19.805				ND	ND	
97 1,3-Dichlorobenzene	146		19.923				ND	ND	
98 4-Isopropyltoluene	119		19.992				ND	ND	
* 99 1,4-Dichlorobenzene-d4	152	19.999	20.002	-0.003	98	1766027	25.0	25.0	
100 1,4-Dichlorobenzene	146		20.032				ND	ND	
101 n-Butylbenzene	91		20.457				ND	ND	
102 1,2-Dichlorobenzene	146		20.457				ND	ND	
103 1,2-Dibromo-3-Chloropropan	75		21.257				ND	ND	
104 1,2,4-Trichlorobenzene	180		22.086				ND	ND	
105 Hexachlorobutadiene	225		22.264				ND	ND	
106 Naphthalene	128		22.343				ND	ND	
107 1,2,3-Trichlorobenzene	180		22.600				ND	ND	

QC Flag Legend

Processing Flags

ND - Not Detected or Marked ND

Reagents:

8260cal.A_00020	Amount Added:	0.02	Units: uL	
8260cal.Bcorp_00014	Amount Added:	0.02	Units: uL	
8260IScorp._00015	Amount Added:	2.50	Units: uL	Run Reagent

Report Date: 21-May-2015 12:44:42 Chrom Revision: 2.2 05-May-2015 11:39:10

TestAmerica Burlington

Data File: \\BTV-LIMS1\ChromData\CHL.i\20150520-13688.b\13688_03.D

Injection Date:	20-May-2015 12:45:30	Instrument ID:	CHL.i	Operator ID:	JSW
Lims ID:	IC			Worklist Smp#:	3
Client ID:					
Purge Vol:	5.000 mL	Dil. Factor:	1.0000	ALS Bottle#:	3
Method:	8260_L_W_Ver.2	Limit Group:	VM_8260C_Limits		

Column: DB-624 (0.53 mm)

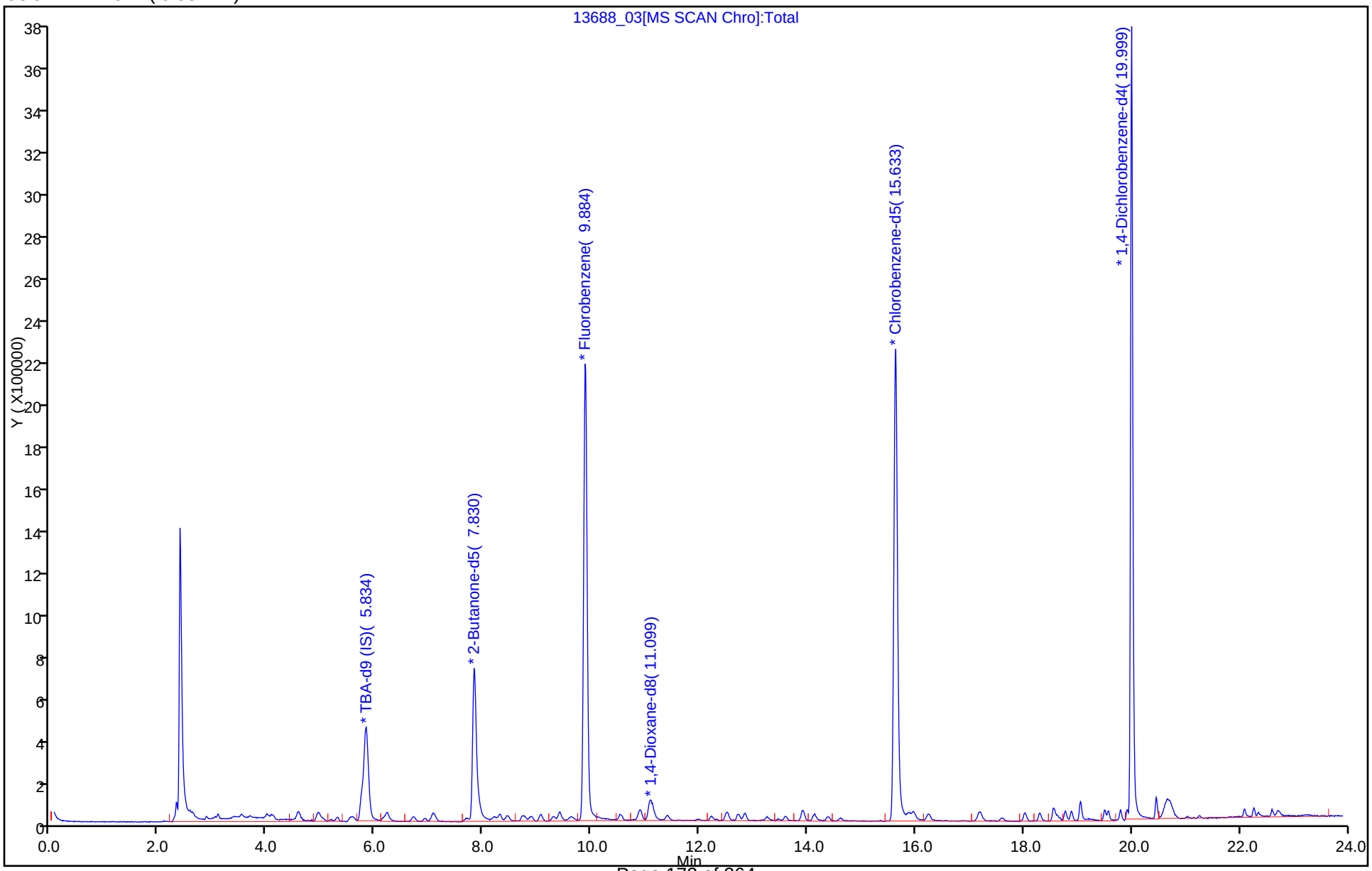

TestAmerica Burlington
Target Compound Quantitation Report

Data File: \\BTV-LIMS1\ChromData\CHL.i\20150520-13688.b\13688_04.D
Lims ID: IC
Client ID:
Sample Type: IC Calib Level: 2
Inject. Date: 20-May-2015 13:17:30 ALS Bottle#: 4 Worklist Smp#: 4
Purge Vol: 5.000 mL Dil. Factor: 1.0000
Sample Info: 200-0013688-004
Misc. Info.: 1,5
Operator ID: JSW Instrument ID: CHL.i
Sublist: chrom-8260_L_W_Ver.2*sub6

Method: \\BTV-LIMS1\ChromData\CHL.i\20150520-13688.b\8260_L_W_Ver.2.m
Limit Group: VM_8260C_Limits
Last Update: 21-May-2015 12:44:45 Calib Date: 20-May-2015 15:58:30
Integrator: RTE ID Type: Deconvolution ID
Quant Method: Internal Standard Quant By: Initial Calibration
Last ICal File: \\BTV-LIMS1\ChromData\CHL.i\20150520-13688.b\13688_09.D

Column 1 : DB-624 (0.53 mm) Det: MS SCAN
Process Host: XAWRK015

First Level Reviewer: wilburj Date: 20-May-2015 14:52:20

Compound	Sig	RT (min.)	Adj RT (min.)	Dlt RT (min.)	Q	Response	Cal Amt ug/l	OnCol Amt ug/l	Flags
1 Dichlorodifluoromethane	85	2.614	2.627	-0.013	98	56947	0.8272	0.7881	
2 Chloromethane	50	2.871	2.884	-0.013	98	49513	0.8272	0.8713	
3 Vinyl chloride	62	3.029	3.042	-0.013	98	47046	0.8272	0.8101	
4 Butadiene	54	3.078	3.092	-0.014	91	35603	0.8272	0.7826	
6 Bromomethane	94	3.513	3.526	-0.013	98	39888	0.8272	1.04	
7 Chloroethane	64	3.671	3.684	-0.013	98	30593	0.8272	0.8568	
8 Dichlorofluoromethane	67	3.987	4.000	-0.013	98	97678	0.8272	0.7834	
9 Trichlorofluoromethane	101	4.086	4.099	-0.013	97	63180	0.8272	0.6856	
11 Ethyl ether	59	4.570	4.573	-0.003	54	31477	0.8272	0.9106	
10 1,2-Dichloro-1,1,2-trifluo	67	4.560	4.573	-0.013	97	103337	0.8272	0.8172	
12 Acrolein	56	4.757	4.771	-0.014	34	5467	4.13	3.92	
13 1,1-Dichloroethene	96	4.925	4.939	-0.014	95	41961	0.8272	0.7960	
14 1,1,2-Trichloro-1,2,2-trif	101	4.955	4.958	-0.003	57	85173	0.8272	0.7966	M
15 Acetone	43	5.014	5.028	-0.014	86	75896	4.14	4.18	
16 Iodomethane	142	5.172	5.186	-0.014	97	43844	0.8272	0.7667	
17 Carbon disulfide	76	5.291	5.304	-0.013	99	119401	0.8272	0.8186	
18 3-Chloro-1-propene	41	5.538	5.541	-0.003	95	82131	0.8272	0.8021	
19 Methyl acetate	74	5.577	5.591	-0.014	99	26126	4.14	3.96	
20 Methylene Chloride	84	5.735	5.749	-0.014	97	120449	0.8272	0.9341	
* 21 TBA-d9 (IS)	65	5.824	5.838	-0.014	98	1628919	500.0	500.0	
22 2-Methyl-2-propanol	59		5.976				ND	ND	
23 Acrylonitrile	53	6.150	6.144	0.006	94	77947	8.27	7.13	
24 trans-1,2-Dichloroethene	96	6.209	6.213	-0.004	96	44286	0.8272	0.7908	
25 Methyl tert-butyl ether	73	6.229	6.243	-0.014	95	87713	0.8272	0.8239	
S 26 1,2-Dichloroethene, Total	96				0			1.61	
27 Hexane	57	6.703	6.707	-0.004	95	67962	0.8272	0.8435	
28 1,1-Dichloroethane	63	6.921	6.924	-0.003	98	92758	0.8272	0.8275	
29 Vinyl acetate	86	7.029	7.033	-0.004	100	5318	1.65	1.32	
30 Isopropyl ether	45	7.079	7.082	-0.003	94	165032	0.8272	0.8012	
31 2-Chloro-1,3-butadiene	53	7.089	7.092	-0.003	65	56992	0.8272	0.8394	

Compound	Sig	RT (min.)	Adj RT (min.)	Dlt RT (min.)	Q	Response	Cal Amt ug/l	OnCol Amt ug/l	Flags
32 Tert-butyl ethyl ether	59	7.691	7.704	-0.013	96	107497	0.8272	0.7754	
* 33 2-Butanone-d5	46	7.829	7.843	-0.014	98	2385729	125.0	125.0	
35 cis-1,2-Dichloroethene	96	7.908	7.912	-0.004	89	46660	0.8272	0.8235	
34 2,2-Dichloropropane	41	7.908	7.912	-0.004	52	52922	0.8272	0.9205	
36 2-Butanone (MEK)	72	7.938	7.942	-0.004	97	20804	4.14	4.11	
37 Propionitrile	54	8.066	8.021	0.045	99	14303	4.14	4.03	
38 Methacrylonitrile	67	8.284	8.287	-0.003	41	9232	0.8272	0.7656	
39 Chlorobromomethane	128	8.313	8.317	-0.004	93	27074	0.8272	0.8365	
40 Tetrahydrofuran	42	8.422	8.416	0.006	96	22682	1.65	1.66	
41 Chloroform	83	8.452	8.455	-0.003	97	83324	0.8272	0.8262	
$ 42 Dibromofluoromethane (Surr	113	8.718	8.732	-0.014	90	65945	0.8272	0.7886	
43 1,1,1-Trichloroethane	97	8.768	8.781	-0.013	97	66121	0.8272	0.7961	
44 Cyclohexane	56	8.886	8.890	-0.004	96	83519	0.8272	0.8022	
45 1,1-Dichloropropene	75	9.064	9.068	-0.004	92	64784	0.8272	0.8009	
46 Carbon tetrachloride	117	9.064	9.077	-0.013	73	48767	0.8272	0.6992	
47 Isobutyl alcohol	43		9.295				ND	ND	
$ 48 1,2-Dichloroethane-d4 (Sur	65	9.291	9.295	-0.004	74	38149	0.8272	0.9268	
49 Benzene	78	9.410	9.413	-0.003	96	130690	0.8272	0.8261	
50 1,2-Dichloroethane	62	9.430	9.433	-0.003	59	38978	0.8272	0.7823	
51 Tert-amyl methyl ether	73	9.637	9.631	0.006	96	92618	0.8272	0.8141	
* 52 Fluorobenzene	96	9.884	9.897	-0.013	97	4499754	25.0	25.0	
53 n-Heptane	43	9.914	9.917	-0.003	37	74579	0.8272	0.8174	
54 Trichloroethene	95	10.546	10.549	-0.003	98	52466	0.8272	0.7900	
55 Methylcyclohexane	83	10.891	10.905	-0.014	91	65102	0.8272	0.7892	
56 1,2-Dichloropropane	63	10.911	10.915	-0.004	87	55589	0.8272	0.8107	
* 57 1,4-Dioxane-d8	96	11.089	11.102	-0.013	83	147928	500.0	500.0	
58 Dibromomethane	93	11.129	11.122	0.007	97	43311	0.8272	0.8319	
59 Methyl methacrylate	69	11.148	11.152	-0.004	98	35689	0.8272	0.8625	
60 1,4-Dioxane	88		11.181				ND	ND	
61 Dichlorobromomethane	83	11.395	11.409	-0.014	97	81287	0.8272	0.8048	
62 2-Chloroethyl vinyl ether	63	11.968	11.962	0.006	92	19070	0.8272	0.6855	
63 cis-1,3-Dichloropropene	75	12.225	12.219	0.006	95	67165	0.8272	0.8001	
64 4-Methyl-2-pentanone (MIBK	43	12.511	12.505	0.006	96	223517	4.14	4.14	
$ 65 Toluene-d8 (Surr)	98	12.719	12.722	-0.003	98	114500	0.8272	0.8128	
66 Toluene	92	12.847	12.851	-0.004	95	81131	0.8272	0.8080	
67 trans-1,3-Dichloropropene	75	13.252	13.246	0.006	97	51221	0.8272	0.7986	
68 Ethyl methacrylate	69	13.460	13.463	-0.003	92	33191	0.8272	0.7556	
69 1,1,2-Trichloroethane	83	13.588	13.601	-0.013	95	39480	0.8272	0.8439	
70 Tetrachloroethene	166	13.914	13.918	-0.004	96	64453	0.8272	0.8068	
71 1,3-Dichloropropane	76	13.944	13.927	0.017	87	70857	0.8272	0.8119	
72 2-Hexanone	43	14.131	14.115	0.016	99	202003	4.14	4.16	
73 Chlorodibromomethane	129	14.378	14.392	-0.014	96	63916	0.8272	0.7782	
74 Ethylene Dibromide	107	14.625	14.619	0.006	99	58180	0.8272	0.7711	
* 75 Chlorobenzene-d5	117	15.633	15.636	-0.003	92	3371406	25.0	25.0	
76 Chlorobenzene	112	15.702	15.705	-0.003	94	101726	0.8272	0.8170	
77 1,1,1,2-Tetrachloroethane	131	15.880	15.893	-0.013	90	49150	0.8272	0.7876	
78 Ethylbenzene	91	15.978	15.972	0.006	99	160603	0.8272	0.8019	
79 m-Xylene & p-Xylene	106	16.245	16.249	-0.004	98	57413	0.8272	0.8143	
S 80 Xylenes, Total	106				0		1.65	1.64	
81 o-Xylene	106	17.174	17.177	-0.003	93	56086	0.8272	0.8212	
82 Styrene	104	17.223	17.217	0.006	90	80288	0.8272	0.7983	
83 Bromoform	173	17.618	17.612	0.006	93	48206	0.8272	0.7462	

Compound	Sig	RT (min.)	Adj RT (min.)	Dlt RT (min.)	Q	Response	Cal Amt ug/l	OnCol Amt ug/l	Flags
84 Isopropylbenzene	105	18.033	18.037	-0.004	96	154624	0.8272	0.8163	
$ 85 4-Bromofluorobenzene	95	18.310	18.303	0.007	87	76683	0.8272	0.8595	
86 Bromobenzene	156	18.557	18.560	-0.003	96	53538	0.8272	0.8420	
87 1,1,2,2-Tetrachloroethane	83	18.566	18.570	-0.004	98	73820	0.8272	0.8788	
88 1,2,3-Trichloropropane	110	18.626	18.629	-0.003	92	15924	0.8272	0.8607	
89 trans-1,4-Dichloro-2-buten	53	18.675	18.669	0.006	63	11258	0.8272	0.8078	
90 N-Propylbenzene	120	18.774	18.777	-0.003	98	36836	0.8272	0.7854	
91 2-Chlorotoluene	126	18.892	18.896	-0.004	97	37132	0.8272	0.8264	
92 1,3,5-Trimethylbenzene	105	19.050	19.054	-0.004	76	110023	0.8272	0.8198	
93 4-Chlorotoluene	126	19.060	19.064	-0.004	98	38081	0.8272	0.8385	
94 tert-Butylbenzene	119	19.505	19.508	-0.003	92	119470	0.8272	0.8201	
95 1,2,4-Trimethylbenzene	105	19.574	19.577	-0.003	94	105955	0.8272	0.8145	
96 sec-Butylbenzene	105	19.801	19.805	-0.004	99	159210	0.8272	0.8143	
97 1,3-Dichlorobenzene	146	19.920	19.923	-0.003	92	80431	0.8272	0.8286	
98 4-Isopropyltoluene	119	19.989	19.992	-0.003	97	120925	0.8272	0.8098	
* 99 1,4-Dichlorobenzene-d4	152	19.999	20.002	-0.003	97	1766048	25.0	25.0	
100 1,4-Dichlorobenzene	146	20.028	20.032	-0.004	94	84027	0.8272	0.8425	
101 n-Butylbenzene	91	20.453	20.457	-0.004	99	105057	0.8272	0.7974	
102 1,2-Dichlorobenzene	146	20.463	20.457	0.006	85	76486	0.8272	0.8489	
103 1,2-Dibromo-3-Chloropropan	75	21.253	21.257	-0.004	90	13562	0.8272	0.9403	
104 1,2,4-Trichlorobenzene	180	22.083	22.086	-0.003	94	45612	0.8272	0.7859	
105 Hexachlorobutadiene	225	22.261	22.264	-0.003	92	30895	0.8272	0.8206	
106 Naphthalene	128	22.350	22.343	0.007	98	70774	0.8272	0.8225	
107 1,2,3-Trichlorobenzene	180	22.597	22.600	-0.003	96	40250	0.8272	0.8103	

QC Flag Legend

Processing Flags

ND - Not Detected or Marked ND

Review Flags

M - Manually Integrated

Reagents:

8260cal.A_00020	Amount Added:	0.05	Units: uL	
8260cal.Bcorp_00014	Amount Added:	0.05	Units: uL	
8260IScorp._00015	Amount Added:	2.50	Units: uL	Run Reagent

Report Date: 21-May-2015 12:44:46 Chrom Revision: 2.2 05-May-2015 11:39:10

TestAmerica Burlington

Data File: \\BTV-LIMS1\ChromData\CHL.i\20150520-13688.b\13688_04.D

Injection Date:	20-May-2015 13:17:30	Instrument ID:	CHL.i	Operator ID:	JSW
Lims ID:	IC			Worklist Smp#:	4
Client ID:					
Purge Vol:	5.000 mL	Dil. Factor:	1.0000	ALS Bottle#:	4
Method:	8260_L_W_Ver.2	Limit Group:	VM_8260C_Limits		

Column: DB-624 (0.53 mm)

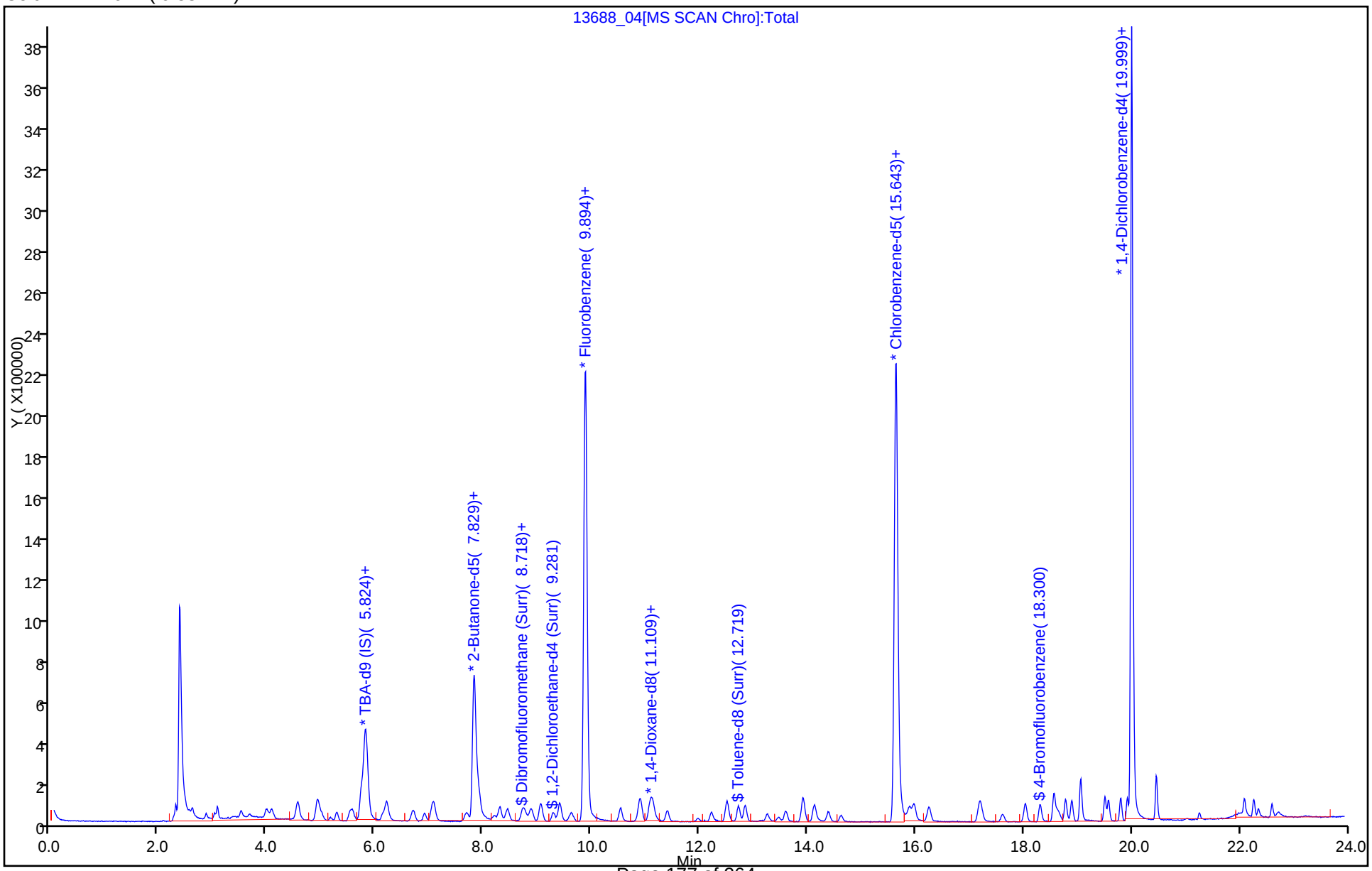

TestAmerica Burlington

Data File:	\\BTV-LIMS1\ChromData\CHL.i\20150520-13688.b\13688_04.D				
Injection Date:	20-May-2015 13:17:30	Instrument ID:	CHL.i		
Lims ID:	IC				
Client ID:					
Operator ID:	JSW	ALS Bottle#:	4	Worklist Smp#:	4
Purge Vol:	5.000 mL	Dil. Factor:	1.0000		
Method:	8260_L_W_Ver.2	Limit Group:	VM_8260C_Limits		
Column:	DB-624 (0.53 mm)	Detector	MS SCAN		

14 1,1,2-Trichloro-1,2,2-trifluoroethane, CAS: 76-13-1

Not Detected
Expected RT: 4.96

Processing Integration Results

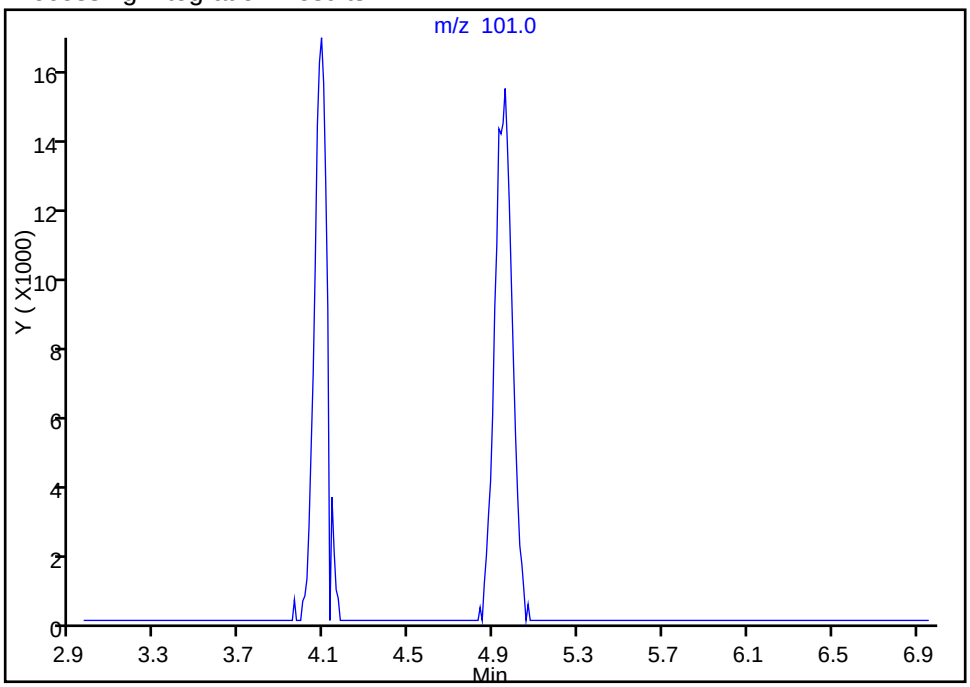

RT: 4.95
Area: 85173
Amount: 0.796576
Amount Units: ug/l

Manual Integration Results

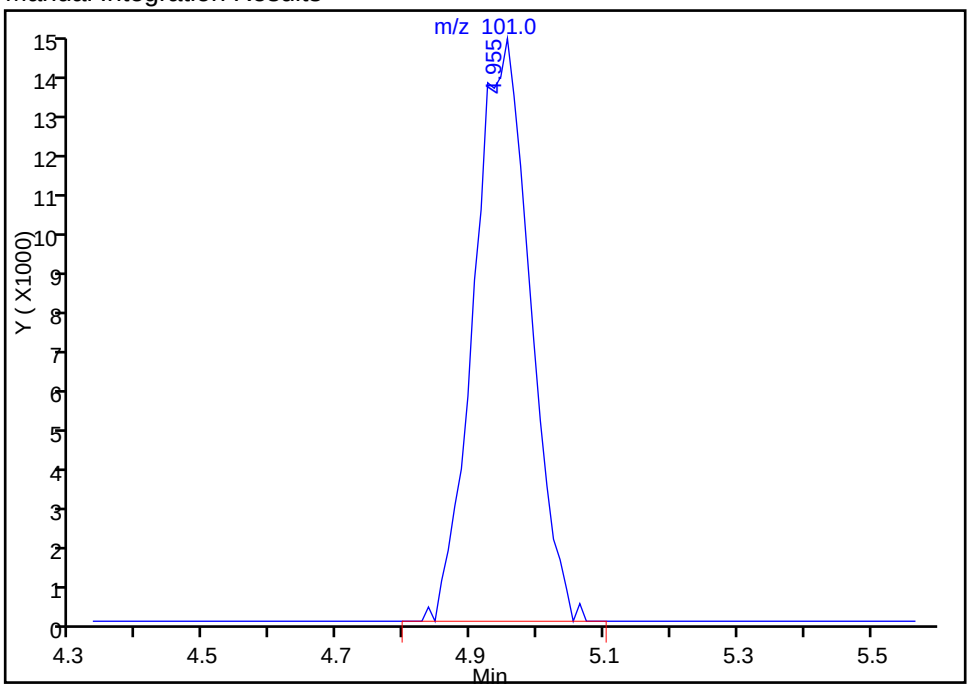

Reviewer: wilburj, 20-May-2015 14:52:20
Audit Action: Manually Integrated
Audit Reason: Peak not found by the data system

TestAmerica Burlington
Target Compound Quantitation Report

Data File: \\BTV-LIMS1\ChromData\CHL.i\20150520-13688.b\13688_05.D
Lims ID: IC
Client ID:
Sample Type: IC Calib Level: 3
Inject. Date: 20-May-2015 13:49:30 ALS Bottle#: 5 Worklist Smp#: 5
Purge Vol: 5.000 mL Dil. Factor: 1.0000
Sample Info: 200-0013688-005
Misc. Info.: 1,5
Operator ID: JSW Instrument ID: CHL.i
Sublist: chrom-8260_L_W_Ver.2*sub6

Method: \\BTV-LIMS1\ChromData\CHL.i\20150520-13688.b\8260_L_W_Ver.2.m
Limit Group: VM_8260C_Limits
Last Update: 21-May-2015 12:44:48 Calib Date: 20-May-2015 15:58:30
Integrator: RTE ID Type: Deconvolution ID
Quant Method: Internal Standard Quant By: Initial Calibration
Last ICal File: \\BTV-LIMS1\ChromData\CHL.i\20150520-13688.b\13688_09.D

Column 1 : DB-624 (0.53 mm) Det: MS SCAN
Process Host: XAWRK015

First Level Reviewer: wilburj Date: 20-May-2015 15:07:11

Compound	Sig	RT (min.)	Adj RT (min.)	Dlt RT (min.)	Q	Response	Cal Amt ug/l	OnCol Amt ug/l	Flags
1 Dichlorodifluoromethane	85	2.635	2.627	0.008	99	130871	1.88	1.79	
2 Chloromethane	50	2.882	2.884	-0.002	98	103775	1.88	1.80	
3 Vinyl chloride	62	3.050	3.042	0.008	97	109605	1.88	1.86	
4 Butadiene	54	3.099	3.092	0.007	92	82827	1.88	1.80	
6 Bromomethane	94	3.534	3.526	0.008	98	72535	1.88	1.87	
7 Chloroethane	64	3.692	3.684	0.008	99	66159	1.88	1.83	
8 Dichlorofluoromethane	67	4.008	4.000	0.008	99	223735	1.88	1.77	
9 Trichlorofluoromethane	101	4.107	4.099	0.008	98	177014	1.88	1.89	
11 Ethyl ether	59	4.581	4.573	0.008	53	61980	1.88	1.77	
10 1,2-Dichloro-1,1,2-trifluo	67	4.591	4.573	0.018	97	218675	1.88	1.71	
12 Acrolein	56	4.788	4.771	0.017	86	11345	9.41	8.03	
13 1,1-Dichloroethene	96	4.946	4.939	0.007	94	87180	1.88	1.63	
14 1,1,2-Trichloro-1,2,2-trif	101	4.966	4.958	0.008	94	184261	1.88	1.70	
15 Acetone	43	5.045	5.028	0.017	86	158584	9.42	8.46	
16 Iodomethane	142	5.193	5.186	0.007	96	87094	1.88	1.50	
17 Carbon disulfide	76	5.312	5.304	0.008	99	242598	1.88	1.64	
18 3-Chloro-1-propene	41	5.549	5.541	0.008	94	174587	1.88	1.68	
19 Methyl acetate	74	5.598	5.591	0.007	99	55346	9.42	8.13	
20 Methylene Chloride	84	5.756	5.749	0.007	98	169376	1.88	1.81	
* 21 TBA-d9 (IS)	65	5.845	5.838	0.007	97	1602501	500.0	500.0	
22 2-Methyl-2-propanol	59	5.973	5.976	-0.003	99	48103	18.8	17.1	
23 Acrylonitrile	53	6.151	6.144	0.007	97	172154	18.8	15.5	
24 trans-1,2-Dichloroethene	96	6.230	6.213	0.017	97	96552	1.88	1.70	
25 Methyl tert-butyl ether	73	6.250	6.243	0.007	97	183735	1.88	1.70	
S 26 1,2-Dichloroethene, Total	96				0			3.39	
27 Hexane	57	6.714	6.707	0.007	97	137024	1.88	1.68	
28 1,1-Dichloroethane	63	6.932	6.924	0.008	98	194503	1.88	1.71	
29 Vinyl acetate	86	7.050	7.033	0.017	100	14319	3.77	3.50	
30 Isopropyl ether	45	7.090	7.082	0.008	93	352880	1.88	1.69	
31 2-Chloro-1,3-butadiene	53	7.100	7.092	0.008	63	117315	1.88	1.70	

Compound	Sig	RT (min.)	Adj RT (min.)	Dlt RT (min.)	Q	Response	Cal Amt ug/l	OnCol Amt ug/l	Flags
32 Tert-butyl ethyl ether	59	7.702	7.704	-0.002	97	232309	1.88	1.65	
* 33 2-Butanone-d5	46	7.850	7.843	0.007	98	2460776	125.0	125.0	
35 cis-1,2-Dichloroethene	96	7.919	7.912	0.007	90	97205	1.88	1.69	
34 2,2-Dichloropropane	41	7.919	7.912	0.007	71	112861	1.88	1.94	
36 2-Butanone (MEK)	72	7.949	7.942	0.007	97	42553	9.42	8.14	
37 Propionitrile	54	8.048	8.021	0.027	97	30363	9.42	8.44	
38 Methacrylonitrile	67	8.295	8.287	0.008	96	20324	1.88	1.66	
39 Chlorobromomethane	128	8.314	8.317	-0.003	95	56490	1.88	1.72	
40 Tetrahydrofuran	42	8.433	8.416	0.017	95	50575	3.77	3.66	
41 Chloroform	83	8.473	8.455	0.017	98	171513	1.88	1.68	
$ 42 Dibromofluoromethane (Surr	113	8.729	8.732	-0.003	91	140867	1.88	1.66	
43 1,1,1-Trichloroethane	97	8.779	8.781	-0.002	98	141845	1.88	1.68	
44 Cyclohexane	56	8.897	8.890	0.007	96	180486	1.88	1.71	
45 1,1-Dichloropropene	75	9.075	9.068	0.007	93	140288	1.88	1.71	
46 Carbon tetrachloride	117	9.075	9.077	-0.002	97	109882	1.88	1.55	
47 Isobutyl alcohol	43	9.302	9.295	0.007	77	69846	47.1	39.5	
$ 48 1,2-Dichloroethane-d4 (Sur	65	9.302	9.295	0.007	74	70747	1.88	1.70	
49 Benzene	78	9.421	9.413	0.008	96	269101	1.88	1.68	
50 1,2-Dichloroethane	62	9.441	9.433	0.008	60	86591	1.88	1.71	
51 Tert-amyl methyl ether	73	9.648	9.631	0.017	96	193512	1.88	1.68	
* 52 Fluorobenzene	96	9.905	9.897	0.008	97	4561526	25.0	25.0	
53 n-Heptane	43	9.925	9.917	0.008	93	153408	1.88	1.66	
54 Trichloroethene	95	10.547	10.549	-0.002	98	108500	1.88	1.61	
55 Methylcyclohexane	83	10.902	10.905	-0.003	91	142215	1.88	1.70	
56 1,2-Dichloropropane	63	10.932	10.915	0.017	90	118423	1.88	1.70	
* 57 1,4-Dioxane-d8	96	11.090	11.102	-0.012	82	142710	500.0	500.0	
58 Dibromomethane	93	11.130	11.122	0.008	98	89943	1.88	1.70	
59 Methyl methacrylate	69	11.149	11.152	-0.003	98	70160	1.88	1.68	
60 1,4-Dioxane	88	11.189	11.181	0.008	90	11422	37.7	37.8	
61 Dichlorobromomethane	83	11.416	11.409	0.007	98	167994	1.88	1.64	
62 2-Chloroethyl vinyl ether	63	11.979	11.962	0.017	88	48602	1.88	1.72	
63 cis-1,3-Dichloropropene	75	12.226	12.219	0.007	95	141648	1.88	1.66	
64 4-Methyl-2-pentanone (MIBK	43	12.512	12.505	0.007	96	472923	9.42	8.49	
$ 65 Toluene-d8 (Surr)	98	12.730	12.722	0.008	98	241342	1.88	1.70	
66 Toluene	92	12.848	12.851	-0.003	94	175765	1.88	1.73	
67 trans-1,3-Dichloropropene	75	13.263	13.246	0.017	98	110334	1.88	1.70	
68 Ethyl methacrylate	69	13.471	13.463	0.008	95	74203	1.88	1.67	
69 1,1,2-Trichloroethane	83	13.599	13.601	-0.002	95	79876	1.88	1.69	
70 Tetrachloroethene	166	13.915	13.918	-0.003	97	136219	1.88	1.69	
71 1,3-Dichloropropane	76	13.925	13.927	-0.002	98	153371	1.88	1.74	
72 2-Hexanone	43	14.132	14.115	0.017	100	426271	9.42	8.52	
73 Chlorodibromomethane	129	14.389	14.392	-0.003	97	138576	1.88	1.67	
74 Ethylene Dibromide	107	14.626	14.619	0.007	99	127909	1.88	1.68	
* 75 Chlorobenzene-d5	117	15.634	15.636	-0.002	89	3402959	25.0	25.0	
76 Chlorobenzene	112	15.703	15.705	-0.002	92	211966	1.88	1.69	
77 1,1,1,2-Tetrachloroethane	131	15.891	15.893	-0.002	94	107764	1.88	1.71	
78 Ethylbenzene	91	15.970	15.972	-0.002	99	343901	1.88	1.70	
79 m-Xylene & p-Xylene	106	16.246	16.249	-0.003	98	116075	1.88	1.63	
S 80 Xylenes, Total	106				0		3.77	3.32	
81 o-Xylene	106	17.175	17.177	-0.002	92	116310	1.88	1.69	
82 Styrene	104	17.214	17.217	-0.003	94	166695	1.88	1.64	
83 Bromoform	173	17.609	17.612	-0.003	95	102088	1.88	1.57	

Compound	Sig	RT (min.)	Adj RT (min.)	Dlt RT (min.)	Q	Response	Cal Amt ug/l	OnCol Amt ug/l	Flags
84 Isopropylbenzene	105	18.024	18.037	-0.013	96	328248	1.88	1.68	
$ 85 4-Bromofluorobenzene	95	18.301	18.303	-0.002	87	154210	1.88	1.68	
86 Bromobenzene	156	18.558	18.560	-0.002	96	109014	1.88	1.66	
87 1,1,2,2-Tetrachloroethane	83	18.568	18.570	-0.002	97	149059	1.88	1.72	
88 1,2,3-Trichloropropane	110	18.627	18.629	-0.002	59	32095	1.88	1.68	
89 trans-1,4-Dichloro-2-buten	53	18.676	18.669	0.007	69	23223	1.88	1.61	
90 N-Propylbenzene	120	18.775	18.777	-0.002	98	80150	1.88	1.66	
91 2-Chlorotoluene	126	18.893	18.896	-0.003	97	81399	1.88	1.76	
92 1,3,5-Trimethylbenzene	105	19.052	19.054	-0.002	92	231370	1.88	1.67	
93 4-Chlorotoluene	126	19.052	19.064	-0.012	97	79443	1.88	1.70	
94 tert-Butylbenzene	119	19.506	19.508	-0.002	93	254915	1.88	1.70	
95 1,2,4-Trimethylbenzene	105	19.565	19.577	-0.012	95	223914	1.88	1.67	
96 sec-Butylbenzene	105	19.792	19.805	-0.013	99	334214	1.88	1.66	
97 1,3-Dichlorobenzene	146	19.921	19.923	-0.002	94	168427	1.88	1.68	
98 4-Isopropyltoluene	119	19.980	19.992	-0.012	97	258538	1.88	1.68	
* 99 1,4-Dichlorobenzene-d4	152	20.000	20.002	-0.002	97	1822284	25.0	25.0	
100 1,4-Dichlorobenzene	146	20.029	20.032	-0.003	94	179537	1.88	1.74	
101 n-Butylbenzene	91	20.454	20.457	-0.003	99	223553	1.88	1.64	
102 1,2-Dichlorobenzene	146	20.454	20.457	-0.003	83	160857	1.88	1.73	
103 1,2-Dibromo-3-Chloropropan	75	21.254	21.257	-0.003	92	24568	1.88	1.65	
104 1,2,4-Trichlorobenzene	180	22.084	22.086	-0.002	94	93834	1.88	1.57	
105 Hexachlorobutadiene	225	22.262	22.264	-0.002	86	66003	1.88	1.70	
106 Naphthalene	128	22.341	22.343	-0.002	98	133646	1.88	1.51	
107 1,2,3-Trichlorobenzene	180	22.598	22.600	-0.002	96	83165	1.88	1.62	

Reagents:

8260cal.A_00020	Amount Added:	0.11	Units: uL	
8260cal.Bcorp_00014	Amount Added:	0.11	Units: uL	
8260IScorp._00015	Amount Added:	2.50	Units: uL	Run Reagent

Report Date: 21-May-2015 12:44:49 Chrom Revision: 2.2 05-May-2015 11:39:10

TestAmerica Burlington

Data File: \\BTV-LIMS1\ChromData\CHL.i\20150520-13688.b\13688_05.D

Injection Date:	20-May-2015 13:49:30	Instrument ID:	CHL.i	Operator ID:	JSW
Lims ID:	IC			Worklist Smp#:	5
Client ID:					
Purge Vol:	5.000 mL	Dil. Factor:	1.0000	ALS Bottle#:	5
Method:	8260_L_W_Ver.2	Limit Group:	VM_8260C_Limits		

Column: DB-624 (0.53 mm)

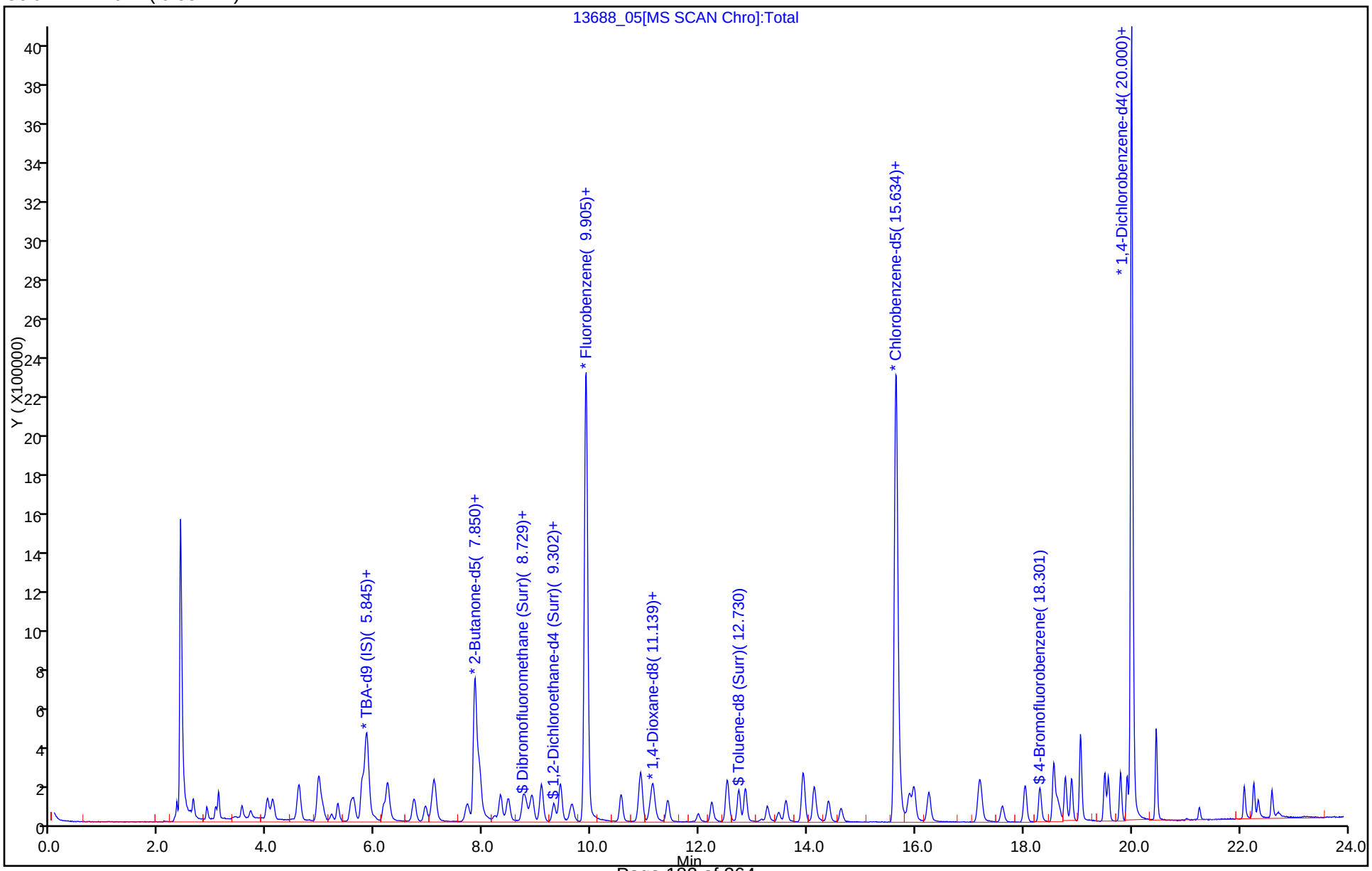

TestAmerica Burlington
Target Compound Quantitation Report

Data File: \\BTV-LIMS1\ChromData\CHL.i\20150520-13688.b\13688_06.D
Lims ID: IC
Client ID:
Sample Type: IC Calib Level: 4
Inject. Date: 20-May-2015 14:22:30 ALS Bottle#: 6 Worklist Smp#: 6
Purge Vol: 5.000 mL Dil. Factor: 1.0000
Sample Info: 200-0013688-006
Misc. Info.: 1,5
Operator ID: JSW Instrument ID: CHL.i
Sublist: chrom-8260_L_W_Ver.2*sub6

Method: \\BTV-LIMS1\ChromData\CHL.i\20150520-13688.b\8260_L_W_Ver.2.m
Limit Group: VM_8260C_Limits
Last Update: 21-May-2015 12:44:51 Calib Date: 20-May-2015 15:58:30
Integrator: RTE ID Type: Deconvolution ID
Quant Method: Internal Standard Quant By: Initial Calibration
Last ICal File: \\BTV-LIMS1\ChromData\CHL.i\20150520-13688.b\13688_09.D

Column 1 : DB-624 (0.53 mm) Det: MS SCAN
Process Host: XAWRK015

First Level Reviewer: wilburj Date: 20-May-2015 15:12:00

Compound	Sig	RT (min.)	Adj RT (min.)	Dlt RT (min.)	Q	Response	Cal Amt ug/l	OnCol Amt ug/l	Flags
1 Dichlorodifluoromethane	85	2.648	2.648	0.000	99	351251	4.80	4.88	
2 Chloromethane	50	2.905	2.905	0.000	98	269903	4.80	4.77	
3 Vinyl chloride	62	3.063	3.063	0.000	98	291553	4.80	5.04	
4 Butadiene	54	3.122	3.122	0.000	93	221144	4.80	4.88	
6 Bromomethane	94	3.547	3.547	0.000	99	165906	4.80	4.36	
7 Chloroethane	64	3.715	3.715	0.000	99	169903	4.80	4.78	
8 Dichlorofluoromethane	67	4.021	4.021	0.000	98	603815	4.80	4.86	
9 Trichlorofluoromethane	101	4.120	4.120	0.000	98	447621	4.80	4.88	
11 Ethyl ether	59	4.604	4.604	0.000	50	151461	4.80	4.40	
10 1,2-Dichloro-1,1,2-trifluo	67	4.604	4.604	0.000	97	578658	4.80	4.59	
12 Acrolein	56	4.801	4.801	0.000	93	26222	24.0	18.9	
13 1,1-Dichloroethene	96	4.959	4.959	0.000	96	237793	4.80	4.53	
14 1,1,2-Trichloro-1,2,2-trif	101	4.989	4.989	0.000	94	487506	4.80	4.58	
15 Acetone	43	5.048	5.048	0.000	86	433476	24.0	23.5	
16 Iodomethane	142	5.206	5.206	0.000	96	220238	4.80	3.87	
17 Carbon disulfide	76	5.325	5.325	0.000	99	652424	4.80	4.49	
18 3-Chloro-1-propene	41	5.562	5.562	0.000	95	459205	4.80	4.50	
19 Methyl acetate	74	5.621	5.621	0.000	99	154717	24.0	23.1	
20 Methylene Chloride	84	5.769	5.769	0.000	97	303542	4.80	4.39	
* 21 TBA-d9 (IS)	65	5.858	5.858	0.000	98	1617166	500.0	500.0	
22 2-Methyl-2-propanol	59	5.997	5.997	0.000	100	132424	48.0	46.7	
23 Acrylonitrile	53	6.174	6.174	0.000	97	468034	48.0	43.0	
24 trans-1,2-Dichloroethene	96	6.244	6.244	0.000	97	253004	4.80	4.53	
25 Methyl tert-butyl ether	73	6.263	6.263	0.000	98	478602	4.80	4.51	
S 26 1,2-Dichloroethene, Total	96				0			9.08	
27 Hexane	57	6.728	6.728	0.000	96	359957	4.80	4.48	
28 1,1-Dichloroethane	63	6.935	6.935	0.000	99	504094	4.80	4.51	
29 Vinyl acetate	86	7.054	7.054	0.000	100	37198	9.61	9.25	
30 Isopropyl ether	45	7.113	7.113	0.000	96	940576	4.80	4.58	
31 2-Chloro-1,3-butadiene	53	7.113	7.113	0.000	62	299147	4.80	4.42	

Compound	Sig	RT (min.)	Adj RT (min.)	Dlt RT (min.)	Q	Response	Cal Amt ug/l	OnCol Amt ug/l	Flags
32 Tert-butyl ethyl ether	59	7.715	7.715	0.000	97	618912	4.80	4.48	
* 33 2-Butanone-d5	46	7.854	7.854	0.000	98	2422631	125.0	125.0	
35 cis-1,2-Dichloroethene	96	7.923	7.923	0.000	90	256568	4.80	4.55	
34 2,2-Dichloropropane	41	7.933	7.933	0.000	69	263647	4.80	4.60	
36 2-Butanone (MEK)	72	7.952	7.952	0.000	97	120166	24.0	23.4	
37 Propionitrile	54	8.031	8.031	0.000	98	79334	24.0	22.4	
38 Methacrylonitrile	67	8.298	8.298	0.000	94	55498	4.80	4.62	
39 Chlorobromomethane	128	8.328	8.328	0.000	95	149310	4.80	4.63	
40 Tetrahydrofuran	42	8.436	8.436	0.000	97	115419	9.61	8.50	
41 Chloroform	83	8.466	8.466	0.000	98	457284	4.80	4.55	
$ 42 Dibromofluoromethane (Surr	113	8.743	8.743	0.000	92	375900	4.80	4.51	
43 1,1,1-Trichloroethane	97	8.792	8.792	0.000	97	377452	4.80	4.56	
44 Cyclohexane	56	8.911	8.911	0.000	96	477398	4.80	4.60	
45 1,1-Dichloropropene	75	9.078	9.078	0.000	92	364539	4.80	4.52	
46 Carbon tetrachloride	117	9.078	9.078	0.000	97	306649	4.80	4.41	
47 Isobutyl alcohol	43	9.306	9.306	0.000	79	189781	120.1	109.1	
$ 48 1,2-Dichloroethane-d4 (Sur	65	9.306	9.306	0.000	71	179638	4.80	4.38	
49 Benzene	78	9.424	9.424	0.000	97	721490	4.80	4.58	
50 1,2-Dichloroethane	62	9.434	9.434	0.000	91	224277	4.80	4.52	
51 Tert-amyl methyl ether	73	9.641	9.641	0.000	96	516850	4.80	4.56	
* 52 Fluorobenzene	96	9.908	9.908	0.000	98	4483075	25.0	25.0	
53 n-Heptane	43	9.928	9.928	0.000	94	418022	4.80	4.60	
54 Trichloroethene	95	10.550	10.550	0.000	98	297481	4.80	4.50	
55 Methylcyclohexane	83	10.896	10.896	0.000	90	379086	4.80	4.61	
56 1,2-Dichloropropane	63	10.926	10.926	0.000	92	309701	4.80	4.53	
* 57 1,4-Dioxane-d8	96	11.103	11.103	0.000	83	151231	500.0	500.0	
58 Dibromomethane	93	11.133	11.133	0.000	99	234537	4.80	4.52	
59 Methyl methacrylate	69	11.163	11.163	0.000	98	177471	4.80	4.34	
60 1,4-Dioxane	88	11.192	11.192	0.000	95	31228	96.1	97.6	
61 Dichlorobromomethane	83	11.419	11.419	0.000	98	447571	4.80	4.45	
62 2-Chloroethyl vinyl ether	63	11.973	11.973	0.000	93	129592	4.80	4.68	
63 cis-1,3-Dichloropropene	75	12.229	12.229	0.000	95	381099	4.80	4.56	
64 4-Methyl-2-pentanone (MIBK	43	12.516	12.516	0.000	96	1283833	24.0	23.4	
$ 65 Toluene-d8 (Surr)	98	12.733	12.733	0.000	98	630749	4.80	4.53	
66 Toluene	92	12.852	12.852	0.000	94	449998	4.80	4.53	
67 trans-1,3-Dichloropropene	75	13.257	13.257	0.000	98	285144	4.80	4.50	
68 Ethyl methacrylate	69	13.474	13.474	0.000	95	188107	4.80	4.30	
69 1,1,2-Trichloroethane	83	13.593	13.593	0.000	96	211263	4.80	4.57	
70 Tetrachloroethene	166	13.919	13.919	0.000	98	364883	4.80	4.62	
71 1,3-Dichloropropane	76	13.928	13.928	0.000	97	395678	4.80	4.58	
72 2-Hexanone	43	14.116	14.116	0.000	100	1137382	24.0	23.1	
73 Chlorodibromomethane	129	14.393	14.393	0.000	98	376116	4.80	4.63	
74 Ethylene Dibromide	107	14.620	14.620	0.000	98	338670	4.80	4.54	
* 75 Chlorobenzene-d5	117	15.637	15.637	0.000	89	3334610	25.0	25.0	
76 Chlorobenzene	112	15.706	15.706	0.000	93	565325	4.80	4.59	
77 1,1,1,2-Tetrachloroethane	131	15.884	15.884	0.000	97	279598	4.80	4.53	
78 Ethylbenzene	91	15.973	15.973	0.000	99	916130	4.80	4.62	
79 m-Xylene & p-Xylene	106	16.250	16.250	0.000	98	320534	4.80	4.60	
S 80 Xylenes, Total	106				0		9.61	9.16	
81 o-Xylene	106	17.178	17.178	0.000	92	308180	4.80	4.56	
82 Styrene	104	17.218	17.218	0.000	93	448077	4.80	4.50	
83 Bromoform	173	17.613	17.613	0.000	94	280617	4.80	4.39	

Compound	Sig	RT (min.)	Adj RT (min.)	Dlt RT (min.)	Q	Response	Cal Amt ug/l	OnCol Amt ug/l	Flags
84 Isopropylbenzene	105	18.028	18.028	0.000	96	872073	4.80	4.60	
$ 85 4-Bromofluorobenzene	95	18.304	18.304	0.000	87	406318	4.80	4.55	
86 Bromobenzene	156	18.561	18.561	0.000	97	291995	4.80	4.59	
87 1,1,2,2-Tetrachloroethane	83	18.571	18.571	0.000	99	394429	4.80	4.69	
88 1,2,3-Trichloropropane	110	18.630	18.630	0.000	90	85183	4.80	4.60	
89 trans-1,4-Dichloro-2-buten	53	18.670	18.670	0.000	83	64897	4.80	4.65	
90 N-Propylbenzene	120	18.778	18.778	0.000	98	216712	4.80	4.62	
91 2-Chlorotoluene	126	18.887	18.887	0.000	97	206425	4.80	4.59	
92 1,3,5-Trimethylbenzene	105	19.055	19.055	0.000	88	623518	4.80	4.64	
93 4-Chlorotoluene	126	19.055	19.055	0.000	97	212037	4.80	4.67	
94 tert-Butylbenzene	119	19.509	19.509	0.000	92	670104	4.80	4.60	
95 1,2,4-Trimethylbenzene	105	19.569	19.569	0.000	96	592188	4.80	4.55	
96 sec-Butylbenzene	105	19.796	19.796	0.000	99	907524	4.80	4.64	
97 1,3-Dichlorobenzene	146	19.924	19.924	0.000	94	444063	4.80	4.57	
98 4-Isopropyltoluene	119	19.983	19.983	0.000	98	677317	4.80	4.53	
* 99 1,4-Dichlorobenzene-d4	152	20.003	20.003	0.000	97	1766987	25.0	25.0	
100 1,4-Dichlorobenzene	146	20.033	20.033	0.000	96	449574	4.80	4.51	
101 n-Butylbenzene	91	20.458	20.458	0.000	98	576793	4.80	4.38	
102 1,2-Dichlorobenzene	146	20.458	20.458	0.000	83	407341	4.80	4.52	
103 1,2-Dibromo-3-Chloropropan	75	21.258	21.258	0.000	92	61979	4.80	4.29	
104 1,2,4-Trichlorobenzene	180	22.087	22.087	0.000	94	251813	4.80	4.34	
105 Hexachlorobutadiene	225	22.265	22.265	0.000	89	171674	4.80	4.56	
106 Naphthalene	128	22.344	22.344	0.000	98	369801	4.80	4.30	
107 1,2,3-Trichlorobenzene	180	22.601	22.601	0.000	94	217637	4.80	4.38	

Reagents:

8260cal.A_00020	Amount Added:	0.27	Units: uL	
8260cal.Bcorp_00014	Amount Added:	0.27	Units: uL	
8260IScorp._00015	Amount Added:	2.50	Units: uL	Run Reagent

Report Date: 21-May-2015 12:44:52 Chrom Revision: 2.2 05-May-2015 11:39:10

TestAmerica Burlington

Data File: \\BTV-LIMS1\ChromData\CHL.i\20150520-13688.b\13688_06.D

Injection Date:	20-May-2015 14:22:30	Instrument ID:	CHL.i	Operator ID:	JSW
Lims ID:	IC			Worklist Smp#:	6
Client ID:					
Purge Vol:	5.000 mL	Dil. Factor:	1.0000	ALS Bottle#:	6
Method:	8260_L_W_Ver.2	Limit Group:	VM_8260C_Limits		

Column: DB-624 (0.53 mm)

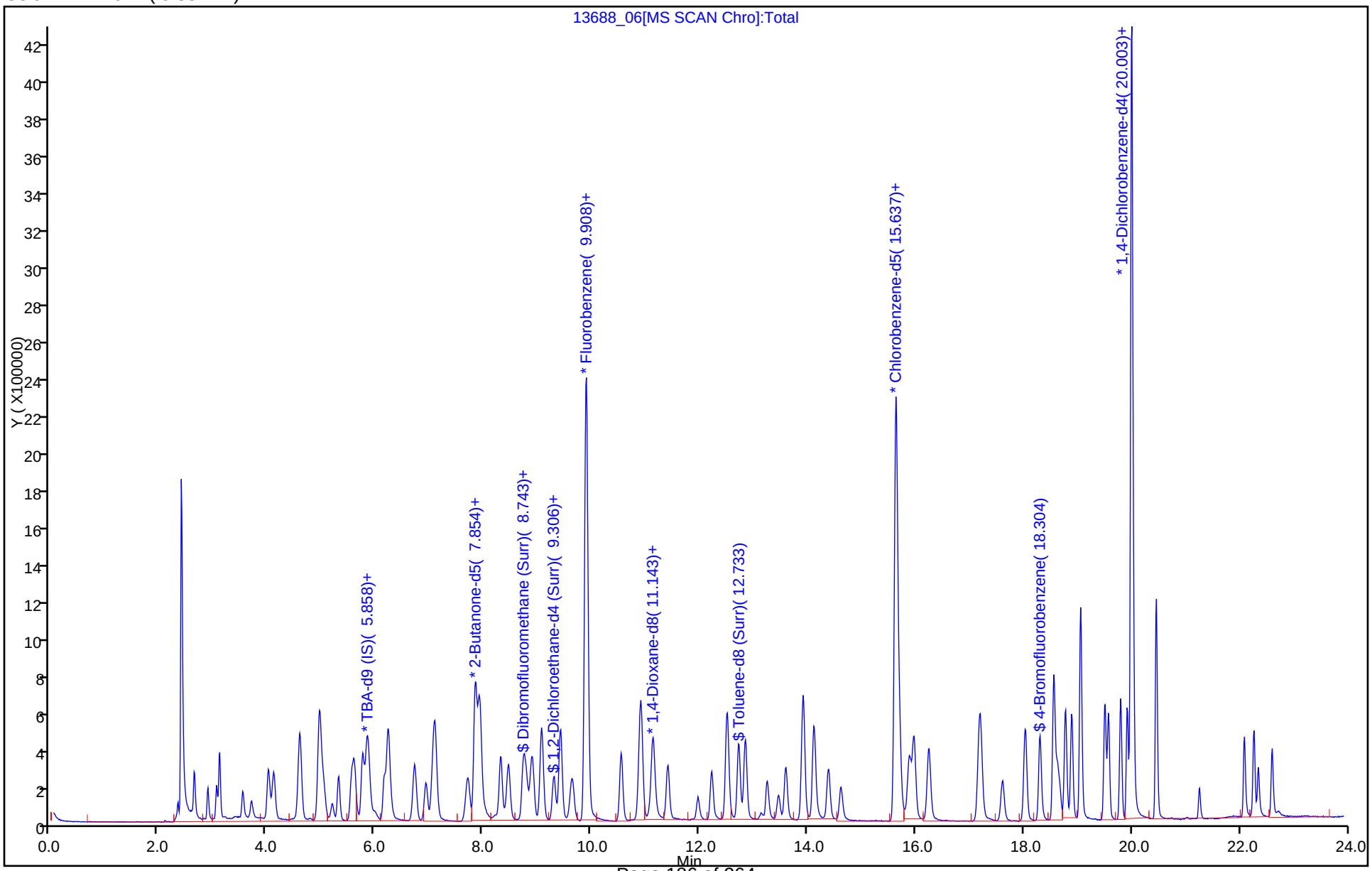

TestAmerica Burlington
Target Compound Quantitation Report

Data File: \\BTV-LIMS1\ChromData\CHL.i\20150520-13688.b\13688_07.D
Lims ID: ICIS
Client ID:
Sample Type: ICIS Calib Level: 5
Inject. Date: 20-May-2015 14:54:30 ALS Bottle#: 7 Worklist Smp#: 7
Purge Vol: 5.000 mL Dil. Factor: 1.0000
Sample Info: 200-0013688-007
Misc. Info.: 1,5
Operator ID: JSW Instrument ID: CHL.i
Sublist: chrom-8260_L_W_Ver.2*sub6

Method: \\BTV-LIMS1\ChromData\CHL.i\20150520-13688.b\8260_L_W_Ver.2.m
Limit Group: VM_8260C_Limits
Last Update: 21-May-2015 12:44:53 Calib Date: 20-May-2015 15:58:30
Integrator: RTE ID Type: Deconvolution ID
Quant Method: Internal Standard Quant By: Initial Calibration
Last ICal File: \\BTV-LIMS1\ChromData\CHL.i\20150520-13688.b\13688_09.D

Column 1 : DB-624 (0.53 mm) Det: MS SCAN
Process Host: XAWRK015

First Level Reviewer: wilburj Date: 20-May-2015 15:56:11

Compound	Sig	RT (min.)	Adj RT (min.)	Dlt RT (min.)	Q	Response	Cal Amt ug/l	OnCol Amt ug/l	Flags
1 Dichlorodifluoromethane	85	2.627	2.627	0.000	99	1868570	24.8	25.4	
2 Chloromethane	50	2.884	2.884	0.000	98	1439231	24.8	24.9	
3 Vinyl chloride	62	3.042	3.042	0.000	97	1546355	24.8	26.2	
4 Butadiene	54	3.092	3.092	0.000	93	1188647	24.8	25.7	
6 Bromomethane	94	3.526	3.526	0.000	100	948534	24.8	24.4	
7 Chloroethane	64	3.684	3.684	0.000	99	915198	24.8	25.2	
8 Dichlorofluoromethane	67	4.000	4.000	0.000	98	3248274	24.8	25.6	
9 Trichlorofluoromethane	101	4.099	4.099	0.000	98	2443228	24.8	26.1	
11 Ethyl ether	59	4.573	4.573	0.000	50	881500	24.8	25.1	
10 1,2-Dichloro-1,1,2-trifluo	67	4.573	4.573	0.000	97	3334685	24.8	25.9	
12 Acrolein	56	4.771	4.771	0.000	93	176652	124.0	124.6	
13 1,1-Dichloroethene	96	4.939	4.939	0.000	96	1410484	24.8	26.3	
14 1,1,2-Trichloro-1,2,2-trif	101	4.958	4.958	0.000	94	2862436	24.8	26.3	
15 Acetone	43	5.028	5.028	0.000	86	2562881	124.1	129.3	
16 Iodomethane	142	5.186	5.186	0.000	96	1581350	24.8	27.2	
17 Carbon disulfide	76	5.304	5.304	0.000	99	3874899	24.8	26.1	
18 3-Chloro-1-propene	41	5.541	5.541	0.000	95	2772221	24.8	26.6	
19 Methyl acetate	74	5.591	5.591	0.000	99	943104	124.1	131.1	
20 Methylene Chloride	84	5.749	5.749	0.000	98	1410525	24.8	24.7	
* 21 TBA-d9 (IS)	65	5.838	5.838	0.000	97	1719289	500.0	500.0	
22 2-Methyl-2-propanol	59	5.976	5.976	0.000	100	772322	248.2	256.0	
23 Acrylonitrile	53	6.144	6.144	0.000	96	3062693	248.2	275.7	
24 trans-1,2-Dichloroethene	96	6.213	6.213	0.000	97	1488477	24.8	26.1	
25 Methyl tert-butyl ether	73	6.243	6.243	0.000	97	2807991	24.8	25.9	
27 Hexane	57	6.707	6.707	0.000	96	2157347	24.8	26.3	
28 1,1-Dichloroethane	63	6.924	6.924	0.000	99	2938397	24.8	25.8	
29 Vinyl acetate	86	7.033	7.033	0.000	100	237583	49.6	57.9	
30 Isopropyl ether	45	7.082	7.082	0.000	98	5469556	24.8	26.1	
31 2-Chloro-1,3-butadiene	53	7.092	7.092	0.000	89	1785492	24.8	25.9	
32 Tert-butyl ethyl ether	59	7.704	7.704	0.000	97	3676374	24.8	26.1	

Compound	Sig	RT (min.)	Adj RT (min.)	Dlt RT (min.)	Q	Response	Cal Amt ug/l	OnCol Amt ug/l	Flags
* 33 2-Butanone-d5	46	7.843	7.843	0.000	99	2600815	125.0	125.0	
35 cis-1,2-Dichloroethene	96	7.912	7.912	0.000	91	1489418	24.8	25.8	
34 2,2-Dichloropropane	41	7.912	7.912	0.000	66	1445139	24.8	24.7	
36 2-Butanone (MEK)	72	7.942	7.942	0.000	97	723630	124.1	131.0	
37 Propionitrile	54	8.021	8.021	0.000	99	473289	124.1	131.2	
38 Methacrylonitrile	67	8.287	8.287	0.000	95	321739	24.8	26.2	
39 Chlorobromomethane	128	8.317	8.317	0.000	95	875186	24.8	26.6	
40 Tetrahydrofuran	42	8.416	8.416	0.000	96	699536	49.6	50.5	
41 Chloroform	83	8.455	8.455	0.000	98	2676389	24.8	26.1	
$ 42 Dibromofluoromethane (Surr	113	8.732	8.732	0.000	90	2243460	24.8	26.4	
43 1,1,1-Trichloroethane	97	8.781	8.781	0.000	98	2223902	24.8	26.3	
44 Cyclohexane	56	8.890	8.890	0.000	96	2764896	24.8	26.1	
45 1,1-Dichloropropene	75	9.068	9.068	0.000	93	2136544	24.8	26.0	
46 Carbon tetrachloride	117	9.077	9.077	0.000	96	1966314	24.8	27.7	
47 Isobutyl alcohol	43	9.295	9.295	0.000	93	1207809	620.4	680.5	
$ 48 1,2-Dichloroethane-d4 (Sur	65	9.295	9.295	0.000	81	1049298	24.8	25.1	
49 Benzene	78	9.413	9.413	0.000	97	4161772	24.8	25.9	
50 1,2-Dichloroethane	62	9.433	9.433	0.000	92	1333697	24.8	26.3	
51 Tert-amyl methyl ether	73	9.631	9.631	0.000	96	3027250	24.8	26.2	
* 52 Fluorobenzene	96	9.897	9.897	0.000	97	4576048	25.0	25.0	
53 n-Heptane	43	9.917	9.917	0.000	95	2503946	24.8	27.0	
54 Trichloroethene	95	10.549	10.549	0.000	98	1768715	24.8	26.2	
55 Methylcyclohexane	83	10.905	10.905	0.000	88	2200091	24.8	26.2	
56 1,2-Dichloropropane	63	10.915	10.915	0.000	92	1812589	24.8	26.0	
* 57 1,4-Dioxane-d8	96	11.102	11.102	0.000	88	181276	500.0	500.0	
58 Dibromomethane	93	11.122	11.122	0.000	98	1359529	24.8	25.7	
59 Methyl methacrylate	69	11.152	11.152	0.000	99	1093579	24.8	25.7	
60 1,4-Dioxane	88	11.181	11.181	0.000	95	194568	496.3	507.5	
61 Dichlorobromomethane	83	11.409	11.409	0.000	98	2717060	24.8	26.5	
62 2-Chloroethyl vinyl ether	63	11.962	11.962	0.000	92	768837	24.8	27.2	
63 cis-1,3-Dichloropropene	75	12.219	12.219	0.000	95	2277253	24.8	26.7	
64 4-Methyl-2-pentanone (MIBK	43	12.505	12.505	0.000	96	7713803	124.1	131.1	
$ 65 Toluene-d8 (Surr)	98	12.722	12.722	0.000	98	3748541	24.8	25.9	
66 Toluene	92	12.851	12.851	0.000	94	2659037	24.8	25.8	
67 trans-1,3-Dichloropropene	75	13.246	13.246	0.000	98	1748801	24.8	26.6	
68 Ethyl methacrylate	69	13.463	13.463	0.000	95	1199218	24.8	26.8	
69 1,1,2-Trichloroethane	83	13.601	13.601	0.000	96	1230755	24.8	25.6	
70 Tetrachloroethene	166	13.918	13.918	0.000	97	2126056	24.8	25.9	
71 1,3-Dichloropropane	76	13.927	13.927	0.000	97	2323732	24.8	25.9	
72 2-Hexanone	43	14.115	14.115	0.000	100	6908925	124.1	130.6	
73 Chlorodibromomethane	129	14.392	14.392	0.000	98	2302162	24.8	27.3	
74 Ethylene Dibromide	107	14.619	14.619	0.000	98	2052898	24.8	26.5	
* 75 Chlorobenzene-d5	117	15.636	15.636	0.000	88	3461148	25.0	25.0	
76 Chlorobenzene	112	15.705	15.705	0.000	92	3303959	24.8	25.8	
77 1,1,1,2-Tetrachloroethane	131	15.893	15.893	0.000	98	1677770	24.8	26.2	
78 Ethylbenzene	91	15.972	15.972	0.000	99	5357227	24.8	26.1	
79 m-Xylene & p-Xylene	106	16.249	16.249	0.000	98	1890572	24.8	26.1	
S 80 Xylenes, Total	106				0		49.6	51.9	
81 o-Xylene	106	17.177	17.177	0.000	90	1806509	24.8	25.8	
82 Styrene	104	17.217	17.217	0.000	93	2719119	24.8	26.3	
83 Bromoform	173	17.612	17.612	0.000	95	1789237	24.8	27.0	
84 Isopropylbenzene	105	18.037	18.037	0.000	96	5225249	24.8	25.8	

Compound	Sig	RT (min.)	Adj RT (min.)	Dlt RT (min.)	Q	Response	Cal Amt ug/l	OnCol Amt ug/l	Flags
$ 85 4-Bromofluorobenzene	95	18.303	18.303	0.000	87	2414233	24.8	25.3	
86 Bromobenzene	156	18.560	18.560	0.000	97	1734559	24.8	25.5	
87 1,1,2,2-Tetrachloroethane	83	18.570	18.570	0.000	100	2274434	24.8	25.3	
88 1,2,3-Trichloropropane	110	18.629	18.629	0.000	95	502416	24.8	25.4	
89 trans-1,4-Dichloro-2-buten	53	18.669	18.669	0.000	86	390049	24.8	26.2	
90 N-Propylbenzene	120	18.777	18.777	0.000	98	1305826	24.8	26.0	
91 2-Chlorotoluene	126	18.896	18.896	0.000	96	1224546	24.8	25.5	
92 1,3,5-Trimethylbenzene	105	19.054	19.054	0.000	76	3724633	24.8	25.9	
93 4-Chlorotoluene	126	19.064	19.064	0.000	98	1233239	24.8	25.4	
94 tert-Butylbenzene	119	19.508	19.508	0.000	93	4019584	24.8	25.8	
95 1,2,4-Trimethylbenzene	105	19.577	19.577	0.000	97	3599668	24.8	25.9	
96 sec-Butylbenzene	105	19.805	19.805	0.000	99	5511248	24.8	26.3	
97 1,3-Dichlorobenzene	146	19.923	19.923	0.000	94	2657128	24.8	25.6	
98 4-Isopropyltoluene	119	19.992	19.992	0.000	98	4155799	24.8	26.0	
* 99 1,4-Dichlorobenzene-d4	152	20.002	20.002	0.000	97	1889943	25.0	25.0	
100 1,4-Dichlorobenzene	146	20.032	20.032	0.000	96	2716896	24.8	25.5	
101 n-Butylbenzene	91	20.457	20.457	0.000	99	3687474	24.8	26.2	
102 1,2-Dichlorobenzene	146	20.457	20.457	0.000	81	2460064	24.8	25.5	
103 1,2-Dibromo-3-Chloropropan	75	21.257	21.257	0.000	94	384380	24.8	24.9	
104 1,2,4-Trichlorobenzene	180	22.086	22.086	0.000	94	1638289	24.8	26.4	
105 Hexachlorobutadiene	225	22.264	22.264	0.000	88	1034504	24.8	25.7	
106 Naphthalene	128	22.343	22.343	0.000	98	2460161	24.8	26.7	
107 1,2,3-Trichlorobenzene	180	22.600	22.600	0.000	95	1362180	24.8	25.6	

Reagents:

8260cal.A_00020	Amount Added:	1.41	Units: uL	
8260cal.Bcorp_00014	Amount Added:	1.41	Units: uL	
8260IScorp._00015	Amount Added:	2.50	Units: uL	Run Reagent

Report Date: 21-May-2015 12:44:53 Chrom Revision: 2.2 05-May-2015 11:39:10

TestAmerica Burlington

Data File: \\BTV-LIMS1\ChromData\CHL.i\20150520-13688.b\13688_07.D

Injection Date:	20-May-2015 14:54:30	Instrument ID:	CHL.i	Operator ID:	JSW
Lims ID:	ICIS			Worklist Smp#:	7
Client ID:					
Purge Vol:	5.000 mL	Dil. Factor:	1.0000	ALS Bottle#:	7
Method:	8260_L_W_Ver.2	Limit Group:	VM_8260C_Limits		

Column: DB-624 (0.53 mm)

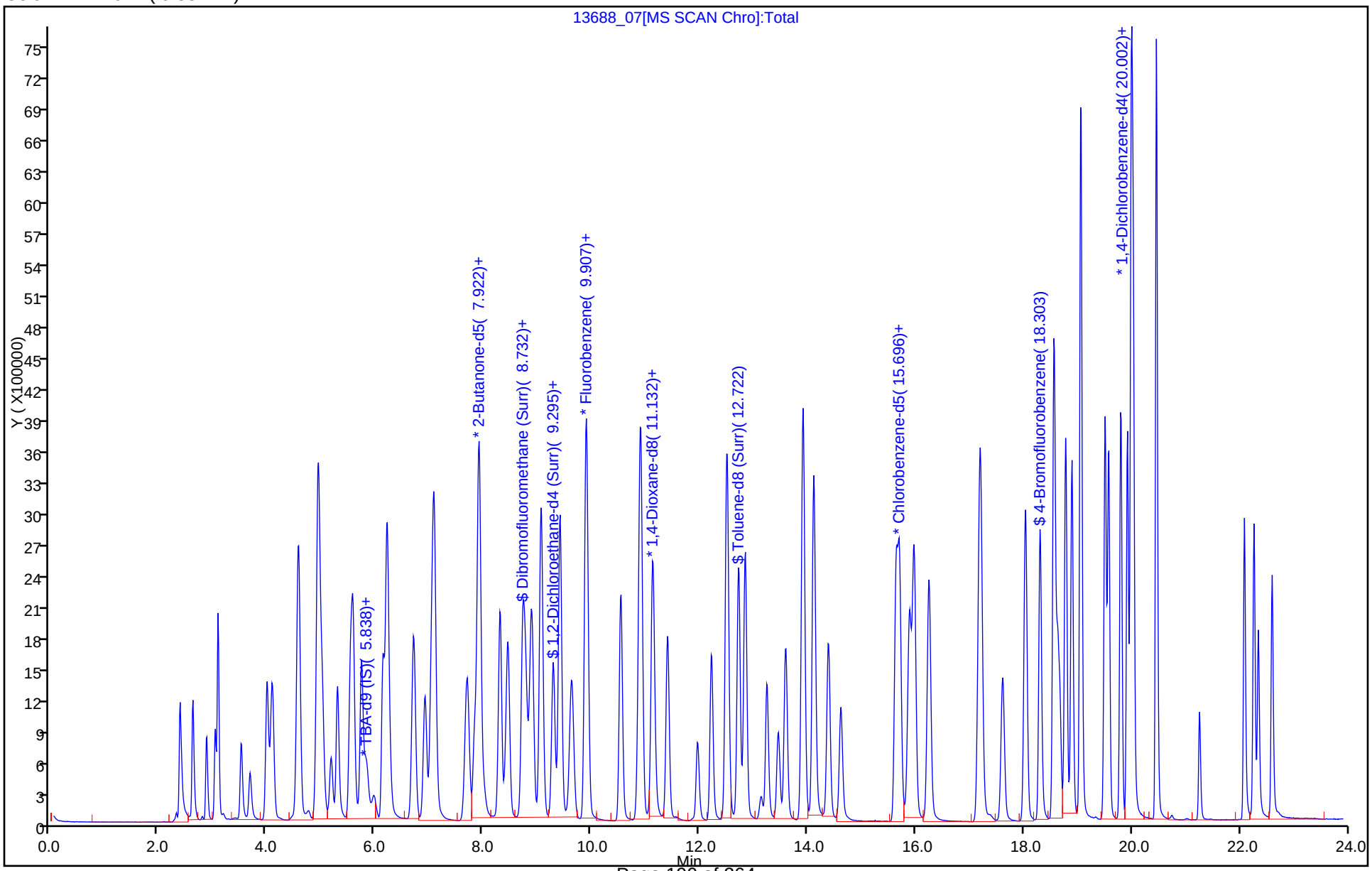

TestAmerica Burlington
Target Compound Quantitation Report

Data File: \\BTV-LIMS1\ChromData\CHL.i\20150520-13688.b\13688_08.D
Lims ID: IC
Client ID:
Sample Type: IC Calib Level: 6
Inject. Date: 20-May-2015 15:26:30 ALS Bottle#: 8 Worklist Smp#: 8
Purge Vol: 5.000 mL Dil. Factor: 1.0000
Sample Info: 200-0013688-008
Misc. Info.: 1,5
Operator ID: JSW Instrument ID: CHL.i
Sublist: chrom-8260_L_W_Ver.2*sub6

Method: \\BTV-LIMS1\ChromData\CHL.i\20150520-13688.b\8260_L_W_Ver.2.m
Limit Group: VM_8260C_Limits
Last Update: 21-May-2015 12:44:54 Calib Date: 20-May-2015 15:58:30
Integrator: RTE ID Type: Deconvolution ID
Quant Method: Internal Standard Quant By: Initial Calibration
Last ICal File: \\BTV-LIMS1\ChromData\CHL.i\20150520-13688.b\13688_09.D

Column 1 : DB-624 (0.53 mm) Det: MS SCAN
Process Host: XAWRK015

First Level Reviewer: wilburj Date: 20-May-2015 16:41:44

Compound	Sig	RT (min.)	Adj RT (min.)	Dlt RT (min.)	Q	Response	Cal Amt ug/l	OnCol Amt ug/l	Flags
1 Dichlorodifluoromethane	85	2.649	2.627	0.022	99	3830916	50.0	51.4	
2 Chloromethane	50	2.905	2.884	0.021	98	2885754	50.0	49.3	
3 Vinyl chloride	62	3.063	3.042	0.021	98	3222632	50.0	53.8	
4 Butadiene	54	3.123	3.092	0.031	92	2432362	50.0	51.9	
6 Bromomethane	94	3.538	3.526	0.012	99	1753935	50.0	44.5	
7 Chloroethane	64	3.705	3.684	0.021	99	1835130	50.0	49.9	
8 Dichlorofluoromethane	67	4.022	4.000	0.022	99	6681073	50.0	52.0	
9 Trichlorofluoromethane	101	4.120	4.099	0.021	99	5029913	50.0	53.0	
11 Ethyl ether	59	4.604	4.573	0.031	50	1794627	50.0	50.4	
10 1,2-Dichloro-1,1,2-trifluo	67	4.604	4.573	0.031	97	6822027	50.0	52.3	
12 Acrolein	56	4.792	4.771	0.021	94	405362	249.8	282.1	
13 1,1-Dichloroethene	96	4.960	4.939	0.021	95	2933044	50.0	54.0	
14 1,1,2-Trichloro-1,2,2-trif	101	4.980	4.958	0.022	94	5819221	50.0	52.8	
15 Acetone	43	5.059	5.028	0.031	86	5291625	249.9	261.5	
16 Iodomethane	142	5.207	5.186	0.021	96	3396264	50.0	57.6	
17 Carbon disulfide	76	5.325	5.304	0.021	99	8035805	50.0	53.5	
18 3-Chloro-1-propene	41	5.563	5.541	0.021	95	5614039	50.0	53.2	
19 Methyl acetate	74	5.612	5.591	0.021	99	1980110	249.9	269.4	
20 Methylene Chloride	84	5.770	5.749	0.021	97	2806250	50.0	49.7	
* 21 TBA-d9 (IS)	65	5.869	5.838	0.031	97	1706548	500.0	500.0	
22 2-Methyl-2-propanol	59	6.007	5.976	0.031	100	1555482	499.8	519.4	
23 Acrylonitrile	53	6.165	6.144	0.021	96	6391440	499.8	567.7	
24 trans-1,2-Dichloroethene	96	6.234	6.213	0.021	98	3070738	50.0	53.2	
25 Methyl tert-butyl ether	73	6.254	6.243	0.011	98	5773263	50.0	52.6	
S 26 1,2-Dichloroethene, Total	96				0			105.9	
27 Hexane	57	6.728	6.707	0.021	96	4281267	50.0	51.6	
28 1,1-Dichloroethane	63	6.945	6.924	0.021	99	6055161	50.0	52.4	
29 Vinyl acetate	86	7.054	7.033	0.021	100	412596	100.0	99.2	
30 Isopropyl ether	45	7.103	7.082	0.021	98	11248270	50.0	53.0	
31 2-Chloro-1,3-butadiene	53	7.113	7.092	0.021	89	3688423	50.0	52.7	

Compound	Sig	RT (min.)	Adj RT (min.)	Dlt RT (min.)	Q	Response	Cal Amt ug/l	OnCol Amt ug/l	Flags
32 Tert-butyl ethyl ether	59	7.716	7.704	0.012	97	7913252	50.0	55.4	
* 33 2-Butanone-d5	46	7.854	7.843	0.011	99	2656488	125.0	125.0	
35 cis-1,2-Dichloroethene	96	7.933	7.912	0.021	91	3074399	50.0	52.7	
34 2,2-Dichloropropane	41	7.923	7.912	0.011	95	2850399	50.0	48.1	
36 2-Butanone (MEK)	72	7.953	7.942	0.011	98	1507873	249.9	267.3	
37 Propionitrile	54	8.032	8.021	0.011	99	969736	249.9	265.2	
38 Methacrylonitrile	67	8.309	8.287	0.021	95	664271	50.0	53.4	
39 Chlorobromomethane	128	8.328	8.317	0.011	95	1788944	50.0	53.6	
40 Tetrahydrofuran	42	8.437	8.416	0.021	97	1473490	100.0	104.9	
41 Chloroform	83	8.476	8.455	0.021	98	5467851	50.0	52.6	
$ 42 Dibromofluoromethane (Surr	113	8.743	8.732	0.011	92	4613179	50.0	53.5	
43 1,1,1-Trichloroethane	97	8.793	8.781	0.011	98	4553120	50.0	53.2	
44 Cyclohexane	56	8.911	8.890	0.021	96	5648454	50.0	52.6	
45 1,1-Dichloropropene	75	9.079	9.068	0.011	94	4434498	50.0	53.2	
46 Carbon tetrachloride	117	9.089	9.077	0.012	97	4081518	50.0	56.8	
47 Isobutyl alcohol	43	9.306	9.295	0.011	93	2445901	1249.6	1359.8	
$ 48 1,2-Dichloroethane-d4 (Sur	65	9.316	9.295	0.021	81	2180493	50.0	51.4	
49 Benzene	78	9.425	9.413	0.012	97	8602705	50.0	52.8	
50 1,2-Dichloroethane	62	9.444	9.433	0.011	91	2750429	50.0	53.6	
51 Tert-amyl methyl ether	73	9.642	9.631	0.011	97	6188971	50.0	52.8	
* 52 Fluorobenzene	96	9.909	9.897	0.012	97	4637502	25.0	25.0	
53 n-Heptane	43	9.928	9.917	0.011	95	4837916	50.0	51.4	
54 Trichloroethene	95	10.551	10.549	0.002	99	3755128	50.0	54.9	
55 Methylcyclohexane	83	10.906	10.905	0.001	88	4498384	50.0	52.9	
56 1,2-Dichloropropane	63	10.926	10.915	0.011	92	3733978	50.0	52.8	
* 57 1,4-Dioxane-d8	96	11.114	11.102	0.012	83	175686	500.0	500.0	
58 Dibromomethane	93	11.134	11.122	0.012	98	2815086	50.0	52.5	
59 Methyl methacrylate	69	11.163	11.152	0.011	98	2290237	50.0	53.4	
60 1,4-Dioxane	88	11.193	11.181	0.012	96	381041	999.7	1025.4	
61 Dichlorobromomethane	83	11.420	11.409	0.011	98	5597277	50.0	53.8	
62 2-Chloroethyl vinyl ether	63	11.973	11.962	0.011	92	1522275	50.0	53.1	
63 cis-1,3-Dichloropropene	75	12.230	12.219	0.011	95	4782102	50.0	55.3	
64 4-Methyl-2-pentanone (MIBK	43	12.516	12.505	0.011	96	15743327	249.9	261.9	
$ 65 Toluene-d8 (Surr)	98	12.734	12.722	0.012	98	7737020	50.0	53.0	
66 Toluene	92	12.852	12.851	0.001	95	5513023	50.0	53.0	
67 trans-1,3-Dichloropropene	75	13.257	13.246	0.011	98	3638511	50.0	54.7	
68 Ethyl methacrylate	69	13.465	13.463	0.002	95	2500959	50.0	55.2	
69 1,1,2-Trichloroethane	83	13.603	13.601	0.002	97	2538496	50.0	52.3	
70 Tetrachloroethene	166	13.919	13.918	0.001	98	4392251	50.0	53.0	
71 1,3-Dichloropropane	76	13.929	13.927	0.002	97	4729086	50.0	52.3	
72 2-Hexanone	43	14.117	14.115	0.002	100	14159214	249.9	262.1	
73 Chlorodibromomethane	129	14.393	14.392	0.001	98	4770366	50.0	56.0	
74 Ethylene Dibromide	107	14.620	14.619	0.001	98	4224232	50.0	54.0	
* 75 Chlorobenzene-d5	117	15.638	15.636	0.002	88	3495402	25.0	25.0	
76 Chlorobenzene	112	15.707	15.705	0.002	92	6795076	50.0	52.6	
77 1,1,1,2-Tetrachloroethane	131	15.885	15.893	-0.008	98	3456344	50.0	53.4	
78 Ethylbenzene	91	15.974	15.972	0.002	99	10988932	50.0	52.9	
79 m-Xylene & p-Xylene	106	16.250	16.249	0.001	98	3889352	50.0	53.2	
S 80 Xylenes, Total	106				0		100.0	106.0	
81 o-Xylene	106	17.179	17.177	0.002	93	3737104	50.0	52.8	
82 Styrene	104	17.208	17.217	-0.009	93	5612788	50.0	53.8	
83 Bromoform	173	17.603	17.612	-0.009	95	3772201	50.0	56.3	

Compound	Sig	RT (min.)	Adj RT (min.)	Dlt RT (min.)	Q	Response	Cal Amt ug/l	OnCol Amt ug/l	Flags
84 Isopropylbenzene	105	18.028	18.037	-0.009	96	10726909	50.0	52.9	
$ 85 4-Bromofluorobenzene	95	18.295	18.303	-0.008	86	5009986	50.0	52.4	
86 Bromobenzene	156	18.552	18.560	-0.008	96	3576666	50.0	52.5	
87 1,1,2,2-Tetrachloroethane	83	18.562	18.570	-0.008	99	4578888	50.0	50.9	
88 1,2,3-Trichloropropane	110	18.631	18.629	0.002	95	1029253	50.0	52.0	
89 trans-1,4-Dichloro-2-buten	53	18.670	18.669	0.001	87	783774	50.0	52.5	
90 N-Propylbenzene	120	18.779	18.777	0.002	98	2706399	50.0	53.9	
91 2-Chlorotoluene	126	18.888	18.896	-0.008	96	2504423	50.0	52.1	
92 1,3,5-Trimethylbenzene	105	19.055	19.054	0.001	76	7584159	50.0	52.8	
93 4-Chlorotoluene	126	19.055	19.064	-0.009	97	2511312	50.0	51.6	
94 tert-Butylbenzene	119	19.510	19.508	0.002	93	8199211	50.0	52.6	
95 1,2,4-Trimethylbenzene	105	19.569	19.577	-0.008	97	7420229	50.0	53.3	
96 sec-Butylbenzene	105	19.796	19.805	-0.009	99	11295591	50.0	54.0	
97 1,3-Dichlorobenzene	146	19.915	19.923	-0.008	95	5503132	50.0	52.9	
98 4-Isopropyltoluene	119	19.984	19.992	-0.008	98	8534872	50.0	53.4	
* 99 1,4-Dichlorobenzene-d4	152	20.004	20.002	0.002	95	1891126	25.0	25.0	
100 1,4-Dichlorobenzene	146	20.023	20.032	-0.009	93	5583656	50.0	52.3	
101 n-Butylbenzene	91	20.458	20.457	0.001	99	7645142	50.0	54.2	
102 1,2-Dichlorobenzene	146	20.458	20.457	0.001	81	5014761	50.0	52.0	
103 1,2-Dibromo-3-Chloropropan	75	21.248	21.257	-0.009	94	797543	50.0	51.6	
104 1,2,4-Trichlorobenzene	180	22.088	22.086	0.002	94	3422451	50.0	55.1	
105 Hexachlorobutadiene	225	22.266	22.264	0.002	90	2127069	50.0	52.8	
106 Naphthalene	128	22.345	22.343	0.002	98	5130430	50.0	55.7	
107 1,2,3-Trichlorobenzene	180	22.592	22.600	-0.008	95	2888168	50.0	54.3	

Reagents:

8260cal.A_00020	Amount Added:	2.84	Units: uL	
8260cal.Bcorp_00014	Amount Added:	2.84	Units: uL	
8260IScorp._00015	Amount Added:	2.50	Units: uL	Run Reagent

Report Date: 21-May-2015 12:44:55 Chrom Revision: 2.2 05-May-2015 11:39:10

TestAmerica Burlington

Data File: \\BTV-LIMS1\ChromData\CHL.i\20150520-13688.b\13688_08.D

Injection Date:	20-May-2015 15:26:30	Instrument ID:	CHL.i	Operator ID:	JSW
Lims ID:	IC			Worklist Smp#:	8
Client ID:					
Purge Vol:	5.000 mL	Dil. Factor:	1.0000	ALS Bottle#:	8
Method:	8260_L_W_Ver.2	Limit Group:	VM_8260C_Limits		

Column: DB-624 (0.53 mm)

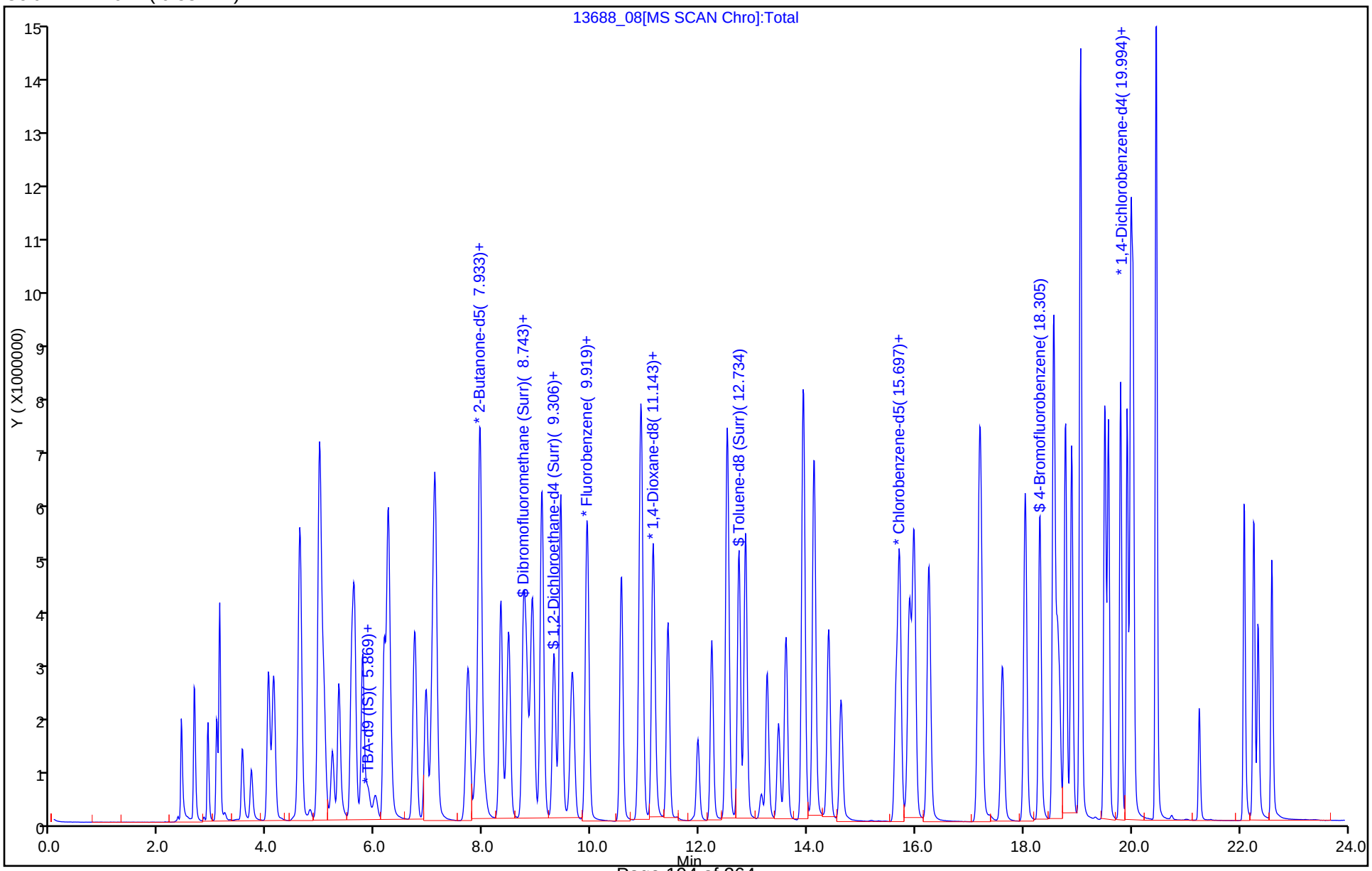

TestAmerica Burlington
Target Compound Quantitation Report

Data File: \\BTV-LIMS1\ChromData\CHL.i\20150520-13688.b\13688_09.D
Lims ID: IC
Client ID:
Sample Type: IC Calib Level: 7
Inject. Date: 20-May-2015 15:58:30 ALS Bottle#: 9 Worklist Smp#: 9
Purge Vol: 5.000 mL Dil. Factor: 1.0000
Sample Info: 200-0013688-009
Misc. Info.: 1,5
Operator ID: JSW Instrument ID: CHL.i
Sublist: chrom-8260_L_W_Ver.2*sub6

Method: \\BTV-LIMS1\ChromData\CHL.i\20150520-13688.b\8260_L_W_Ver.2.m
Limit Group: VM_8260C_Limits
Last Update: 21-May-2015 12:44:56 Calib Date: 20-May-2015 15:58:30
Integrator: RTE ID Type: Deconvolution ID
Quant Method: Internal Standard Quant By: Initial Calibration
Last ICal File: \\BTV-LIMS1\ChromData\CHL.i\20150520-13688.b\13688_09.D

Column 1 : DB-624 (0.53 mm) Det: MS SCAN
Process Host: XAWRK015

First Level Reviewer: wilburj Date: 20-May-2015 17:27:11

Compound	Sig	RT (min.)	Adj RT (min.)	Dlt RT (min.)	Q	Response	Cal Amt ug/l	OnCol Amt ug/l	Flags
1 Dichlorodifluoromethane	85	2.637	2.627	0.010	99	7525233	100.1	103.1	
2 Chloromethane	50	2.884	2.884	0.000	98	5800163	100.1	101.0	
3 Vinyl chloride	62	3.042	3.042	0.000	98	6313066	100.1	107.6	
4 Butadiene	54	3.101	3.092	0.009	93	4658218	100.1	101.3	
6 Bromomethane	94	3.506	3.526	-0.020	99	3733828	100.1	96.6	
7 Chloroethane	64	3.684	3.684	0.000	99	3562560	100.1	98.7	
8 Dichlorofluoromethane	67	4.000	4.000	0.000	99	12984022	100.1	103.1	
9 Trichlorofluoromethane	101	4.099	4.099	0.000	98	9699855	100.1	104.2	
11 Ethyl ether	59	4.583	4.573	0.010	51	3590860	100.1	102.8	
10 1,2-Dichloro-1,1,2-trifluo	67	4.583	4.573	0.010	97	13541398	100.1	106.0	
12 Acrolein	56	4.781	4.771	0.010	94	901922	500.5	640.1	
13 1,1-Dichloroethene	96	4.939	4.939	0.000	96	5807012	100.1	109.0	
14 1,1,2-Trichloro-1,2,2-trif	101	4.959	4.958	0.000	94	11518642	100.1	106.6	
15 Acetone	43	5.038	5.028	0.010	86	10336859	500.7	513.6	
16 Iodomethane	142	5.186	5.186	0.000	96	7070539	100.1	122.4	
17 Carbon disulfide	76	5.314	5.304	0.010	99	15977961	100.1	108.4	
18 3-Chloro-1-propene	41	5.541	5.541	0.000	95	11014353	100.1	106.5	
19 Methyl acetate	74	5.601	5.591	0.010	99	3969562	500.7	543.1	
20 Methylene Chloride	84	5.749	5.749	0.000	97	5510489	100.1	100.9	
* 21 TBA-d9 (IS)	65	5.857	5.838	0.019	97	1621401	500.0	500.0	
22 2-Methyl-2-propanol	59	5.986	5.976	0.010	100	2992605	1001.4	1051.7	
23 Acrylonitrile	53	6.154	6.144	0.010	96	12939522	1001.4	1172.2	
24 trans-1,2-Dichloroethene	96	6.223	6.213	0.010	98	6115287	100.1	108.1	
25 Methyl tert-butyl ether	73	6.243	6.243	0.000	97	11450710	100.1	106.4	
S 26 1,2-Dichloroethene, Total	96				0			214.7	
27 Hexane	57	6.717	6.707	0.010	96	8672148	100.1	106.5	
28 1,1-Dichloroethane	63	6.924	6.924	0.000	99	12072313	100.1	106.6	
29 Vinyl acetate	86	7.033	7.033	0.000	100	943397	200.3	231.3	
30 Isopropyl ether	45	7.092	7.082	0.010	95	22260754	100.1	107.0	
31 2-Chloro-1,3-butadiene	53	7.092	7.092	0.000	88	7305989	100.1	106.5	

Compound	Sig	RT (min.)	Adj RT (min.)	Dlt RT (min.)	Q	Response	Cal Amt ug/l	OnCol Amt ug/l	Flags
32 Tert-butyl ethyl ether	59	7.705	7.704	0.000	97	15341295	100.1	109.5	
* 33 2-Butanone-d5	46	7.843	7.843	0.000	99	2641678	125.0	125.0	
35 cis-1,2-Dichloroethene	96	7.912	7.912	0.000	91	6104897	100.1	106.6	
34 2,2-Dichloropropane	41	7.912	7.912	0.000	95	5482071	100.1	94.4	
36 2-Butanone (MEK)	72	7.942	7.942	0.000	98	2933886	500.7	523.0	
37 Propionitrile	54	8.021	8.021	0.000	99	1933046	500.7	539.1	
38 Methacrylonitrile	67	8.287	8.287	0.000	95	1346748	100.1	110.5	
39 Chlorobromomethane	128	8.317	8.317	0.000	95	3164988	100.1	96.8	
40 Tetrahydrofuran	42	8.426	8.416	0.010	97	2956157	200.3	214.6	
41 Chloroform	83	8.465	8.455	0.010	98	10805508	100.1	106.0	
$ 42 Dibromofluoromethane (Surr	113	8.732	8.732	0.000	90	9232498	100.1	109.3	
43 1,1,1-Trichloroethane	97	8.781	8.781	0.000	99	8977064	100.1	107.0	
44 Cyclohexane	56	8.900	8.890	0.010	96	11155073	100.1	106.0	
45 1,1-Dichloropropene	75	9.068	9.068	0.000	94	8767944	100.1	107.3	
46 Carbon tetrachloride	117	9.078	9.077	0.001	98	8171505	100.1	116.0	
47 Isobutyl alcohol	43	9.295	9.295	0.000	93	4714371	2503.6	2673.3	
$ 48 1,2-Dichloroethane-d4 (Sur	65	9.305	9.295	0.010	81	4286307	100.1	103.1	
49 Benzene	78	9.423	9.413	0.010	97	16965229	100.1	106.1	
50 1,2-Dichloroethane	62	9.433	9.433	0.000	92	5400772	100.1	107.3	
51 Tert-amyl methyl ether	73	9.641	9.631	0.010	96	12264938	100.1	106.7	
* 52 Fluorobenzene	96	9.897	9.897	0.000	97	4546762	25.0	25.0	
53 n-Heptane	43	9.917	9.917	0.000	95	9764378	100.1	105.9	
54 Trichloroethene	95	10.549	10.549	0.000	98	7396731	100.1	110.2	
55 Methylcyclohexane	83	10.895	10.905	-0.010	89	8911635	100.1	106.9	
56 1,2-Dichloropropane	63	10.925	10.915	0.010	92	7403438	100.1	106.9	
* 57 1,4-Dioxane-d8	96	11.102	11.102	0.000	83	183007	500.0	500.0	
58 Dibromomethane	93	11.122	11.122	0.000	98	5605962	100.1	106.6	
59 Methyl methacrylate	69	11.152	11.152	0.000	98	4469699	100.1	105.9	
60 1,4-Dioxane	88	11.181	11.181	0.000	96	721826	2002.9	1864.9	
61 Dichlorobromomethane	83	11.409	11.409	0.000	98	11124788	100.1	109.0	
62 2-Chloroethyl vinyl ether	63	11.962	11.962	0.000	92	3169748	100.1	112.8	
63 cis-1,3-Dichloropropene	75	12.219	12.219	0.000	95	9461188	100.1	111.5	
64 4-Methyl-2-pentanone (MIBK	43	12.515	12.505	0.010	96	30494625	500.7	510.1	
$ 65 Toluene-d8 (Surr)	98	12.722	12.722	0.000	98	15390316	100.1	107.1	
66 Toluene	92	12.851	12.851	0.000	94	10877960	100.1	106.2	
67 trans-1,3-Dichloropropene	75	13.246	13.246	0.000	98	7257665	100.1	110.9	
68 Ethyl methacrylate	69	13.463	13.463	0.000	95	4980407	100.1	112.2	
69 1,1,2-Trichloroethane	83	13.602	13.601	0.001	97	5025821	100.1	105.3	
70 Tetrachloroethene	166	13.918	13.918	0.000	97	8655460	100.1	106.2	
71 1,3-Dichloropropane	76	13.927	13.927	0.000	97	9352043	100.1	105.1	
72 2-Hexanone	43	14.115	14.115	0.000	100	27587444	500.7	513.6	
73 Chlorodibromomethane	129	14.392	14.392	0.000	98	9498759	100.1	113.4	
74 Ethylene Dibromide	107	14.619	14.619	0.000	98	8349829	100.1	108.5	
* 75 Chlorobenzene-d5	117	15.636	15.636	0.000	88	3438992	25.0	25.0	
76 Chlorobenzene	112	15.705	15.705	0.000	93	13571149	100.1	106.8	
77 1,1,1,2-Tetrachloroethane	131	15.883	15.893	-0.010	98	6838789	100.1	107.4	
78 Ethylbenzene	91	15.972	15.972	0.000	99	21599797	100.1	105.7	
79 m-Xylene & p-Xylene	106	16.249	16.249	0.000	98	7749582	100.1	107.8	
S 80 Xylenes, Total	106				0		200.3	214.7	
81 o-Xylene	106	17.177	17.177	0.000	92	7447703	100.1	106.9	
82 Styrene	104	17.217	17.217	0.000	93	11170579	100.1	108.9	
83 Bromoform	173	17.612	17.612	0.000	95	7512301	100.1	114.0	

Compound	Sig	RT (min.)	Adj RT (min.)	Dlt RT (min.)	Q	Response	Cal Amt ug/l	OnCol Amt ug/l	Flags
84 Isopropylbenzene	105	18.037	18.037	0.000	96	21086839	100.1	106.8	
$ 85 4-Bromofluorobenzene	95	18.303	18.303	0.000	86	9833573	100.1	105.8	
86 Bromobenzene	156	18.560	18.560	0.000	96	7074903	100.1	106.8	
87 1,1,2,2-Tetrachloroethane	83	18.570	18.570	0.000	99	8988256	100.1	102.7	
88 1,2,3-Trichloropropane	110	18.629	18.629	0.000	92	2021883	100.1	104.9	
89 trans-1,4-Dichloro-2-buten	53	18.669	18.669	0.000	71	1589777	100.1	109.5	
90 N-Propylbenzene	120	18.777	18.777	0.000	98	5304065	100.1	108.5	
91 2-Chlorotoluene	126	18.896	18.896	0.000	97	4900870	100.1	104.7	
92 1,3,5-Trimethylbenzene	105	19.054	19.054	0.000	76	14767976	100.1	105.6	
93 4-Chlorotoluene	126	19.054	19.064	-0.010	98	5020205	100.1	106.1	
94 tert-Butylbenzene	119	19.508	19.508	0.000	93	16130250	100.1	106.2	
95 1,2,4-Trimethylbenzene	105	19.578	19.577	0.001	97	14589842	100.1	107.6	
96 sec-Butylbenzene	105	19.795	19.805	-0.010	98	21008986	100.1	103.1	
97 1,3-Dichlorobenzene	146	19.923	19.923	0.000	95	10774273	100.1	106.5	
98 4-Isopropyltoluene	119	19.982	19.992	-0.010	97	16691361	100.1	107.3	
* 99 1,4-Dichlorobenzene-d4	152	20.002	20.002	0.000	96	1840441	25.0	25.0	
100 1,4-Dichlorobenzene	146	20.032	20.032	0.000	93	10883245	100.1	104.7	
101 n-Butylbenzene	91	20.457	20.457	0.000	99	15316950	100.1	111.6	
102 1,2-Dichlorobenzene	146	20.457	20.457	0.000	81	9843802	100.1	104.8	
103 1,2-Dibromo-3-Chloropropan	75	21.257	21.257	0.000	94	1590159	100.1	105.8	
104 1,2,4-Trichlorobenzene	180	22.086	22.086	0.000	94	6971472	100.1	115.3	
105 Hexachlorobutadiene	225	22.264	22.264	0.000	88	4191733	100.1	106.8	
106 Naphthalene	128	22.343	22.343	0.000	98	10073923	100.1	112.3	
107 1,2,3-Trichlorobenzene	180	22.600	22.600	0.000	95	5849571	100.1	113.0	

Reagents:

8260cal.A_00020	Amount Added:	5.69	Units: uL	
8260cal.Bcorp_00014	Amount Added:	5.69	Units: uL	
8260IScorp._00015	Amount Added:	2.50	Units: uL	Run Reagent

Report Date: 21-May-2015 12:44:57 Chrom Revision: 2.2 05-May-2015 11:39:10

TestAmerica Burlington

Data File: \\BTV-LIMS1\ChromData\CHL.i\20150520-13688.b\13688_09.D

Injection Date:	20-May-2015 15:58:30	Instrument ID:	CHL.i	Operator ID:	JSW
Lims ID:	IC			Worklist Smp#:	9
Client ID:					
Purge Vol:	5.000 mL	Dil. Factor:	1.0000	ALS Bottle#:	9
Method:	8260_L_W_Ver.2	Limit Group:	VM_8260C_Limits		

Column: DB-624 (0.53 mm)

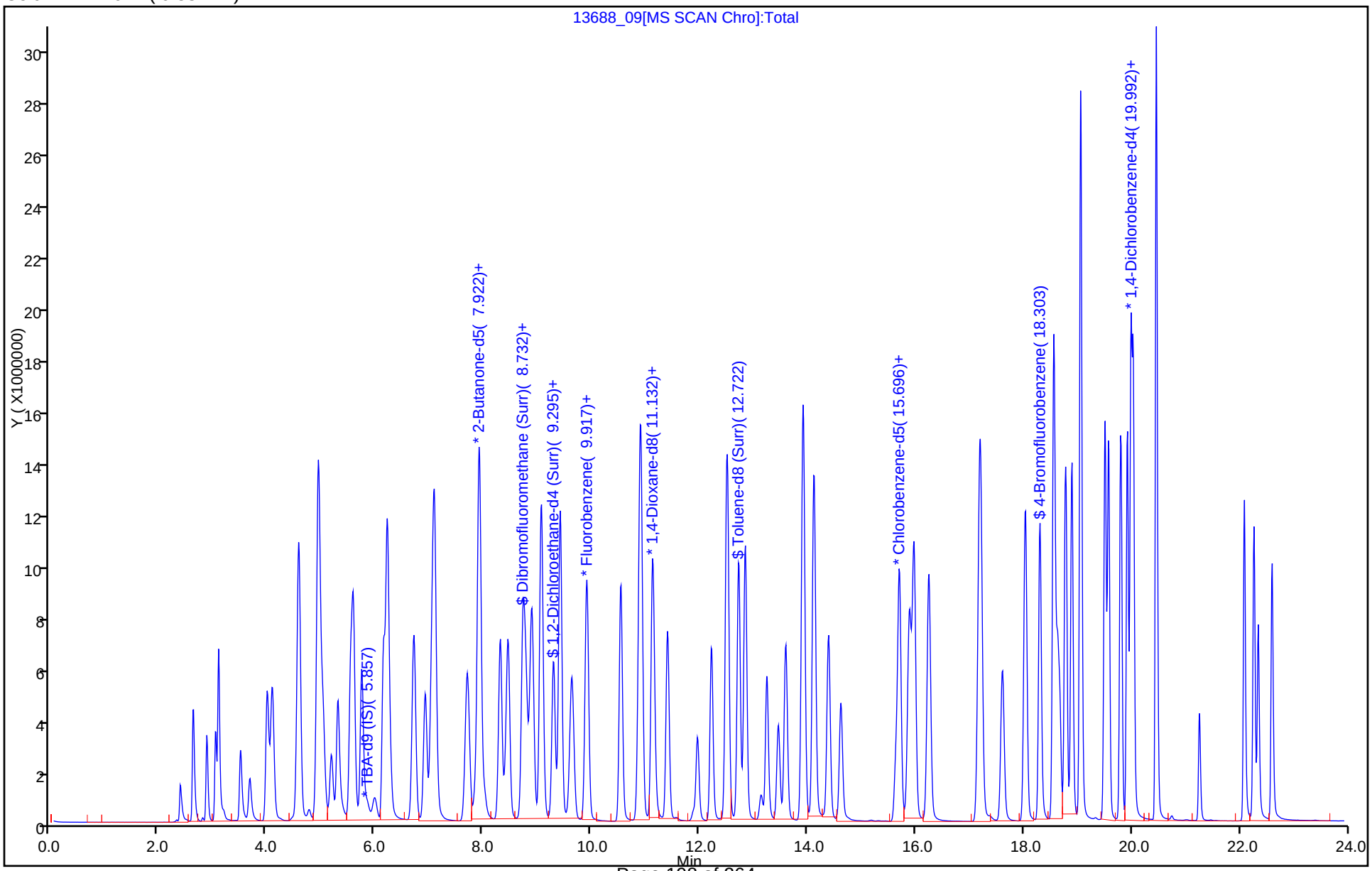

FORM VII
GC/MS VOA CONTINUING CALIBRATION DATA

Lab Name: TestAmerica Burlington Job No.: 200-28023-1

SDG No.: 200-28023

Lab Sample ID: ICV 200-88558/12 Calibration Date: 05/20/2015 17:34

Instrument ID: CHL.i Calib Start Date: 05/20/2015 12:45

GC Column: DB-624 ID: 0.53(mm) Calib End Date: 05/20/2015 15:58

Lab File ID: 13688_12.D Conc. Units: ug/L Heated Purge: (Y/N) N

ANALYTE	CURVE TYPE	AVE RRF	RRF	MIN RRF	CALC AMOUNT	SPIKE AMOUNT	%D	MAX %D
Dichlorodifluoromethane	Ave	0.4015	0.4385	0.1000	27.1	24.8	9.2	30.0
Chloromethane	Ave	0.3157	0.3288	0.1000	25.8	24.8	4.2	30.0
Vinyl chloride	Ave	0.3227	0.3395	0.1000	26.1	24.8	5.2	30.0
Butadiene	Ave	0.2528	0.2538		24.9	24.8	0.4	30.0
Bromomethane	Ave	0.2124	0.1991	0.1000	23.3	24.8	-6.3	30.0
Chloroethane	Ave	0.1984	0.1966	0.1000	24.6	24.8	-0.9	30.0
Dichlorofluoromethane	Ave	0.6928	0.7102		25.4	24.8	2.5	30.0
Trichlorofluoromethane	Ave	0.5120	0.5351	0.1000	25.9	24.8	4.5	30.0
1,2-Dichloro-1,1,2-trifluoro ethane	Ave	0.7026	0.7305		25.8	24.8	4.0	30.0
Ethyl ether	Ave	0.1921	0.1980		25.6	24.8	3.1	30.0
Acrolein	Ave	0.0077	0.0116		186	124	50.0*	30.0
1,1-Dichloroethene	Ave	0.2929	0.3116	0.1000	26.4	24.8	6.4	30.0
1,1,2-Trichloro-1,2,2-triflu oroethane	Ave	0.5941	0.6154	0.1000	25.7	24.8	3.6	30.0
Acetone	Ave	0.9523	0.9503	0.1000	124	124	-0.2	30.0
Iodomethane	Ave	0.3177	0.3374		26.4	24.8	6.2	30.0
Carbon disulfide	Ave	0.8104	0.8765	0.1000	26.8	24.8	8.2	30.0
3-Chloro-1-propene	Ave	0.5689	0.5745		25.1	24.8	1.0	30.0
Methyl acetate	Ave	0.3458	0.3554	0.1000	127	124	2.7	30.0
Methylene Chloride	Lin1		0.3176	0.1000	25.3	24.8	1.8	30.0
2-Methyl-2-propanol	Ave	0.8775	0.9495		269	248	8.2	30.0
Acrylonitrile	Ave	0.0607	0.0700		286	248	15.3	30.0
trans-1,2-Dichloroethene	Ave	0.3111	0.3394	0.1000	27.1	24.8	9.1	30.0
Methyl tert-butyl ether	Ave	0.5915	0.6339	0.1000	26.6	24.8	7.2	30.0
Hexane	Ave	0.4476	0.4706		26.1	24.8	5.1	30.0
1,1-Dichloroethane	Ave	0.6228	0.6759	0.2000	26.9	24.8	8.5	30.0
Vinyl acetate	Ave	0.0224	0.0383		84.8	49.6	70.8*	30.0
2-Chloro-1,3-butadiene	Ave	0.3772	0.4775		31.4	24.8	26.6	30.0
Isopropyl ether	Ave	1.144	1.384		30.0	24.8	21.0	30.0
Tert-butyl ethyl ether	Ave	0.7703	0.9245		29.8	24.8	20.0	30.0
cis-1,2-Dichloroethene	Ave	0.3148	0.3385	0.1000	26.7	24.8	7.5	30.0
2,2-Dichloropropane	Ave	0.3194	0.2965		23.0	24.8	-7.2	30.0
2-Butanone (MEK)	Ave	0.2654	0.2819	0.1000	132	124	6.2	30.0
Propionitrile	Ave	0.0197	0.0228		144	124	15.7	30.0
Methacrylonitrile	Ave	0.0670	0.0773		28.6	24.8	15.3	30.0
Chlorobromomethane	Ave	0.1798	0.1972		27.2	24.8	9.7	30.0
Tetrahydrofuran	Ave	0.0757	0.0825		54.1	49.6	9.0	30.0
Chloroform	Ave	0.5603	0.6032	0.2000	26.7	24.8	7.7	30.0
1,1,1-Trichloroethane	Ave	0.4614	0.4963	0.1000	26.7	24.8	7.6	30.0
Cyclohexane	Ave	0.5784	0.6075	0.1000	26.1	24.8	5.0	30.0
1,1-Dichloropropene	Ave	0.4494	0.5173		28.6	24.8	15.1	30.0

FORM VII
GC/MS VOA CONTINUING CALIBRATION DATA

Lab Name: TestAmerica Burlington Job No.: 200-28023-1

SDG No.: 200-28023

Lab Sample ID: ICV 200-88558/12 Calibration Date: 05/20/2015 17:34

Instrument ID: CHL.i Calib Start Date: 05/20/2015 12:45

GC Column: DB-624 ID: 0.53(mm) Calib End Date: 05/20/2015 15:58

Lab File ID: 13688_12.D Conc. Units: ug/L Heated Purge: (Y/N) N

ANALYTE	CURVE TYPE	AVE RRF	RRF	MIN RRF	CALC AMOUNT	SPIKE AMOUNT	%D	MAX %D
Carbon tetrachloride	Ave	0.3875	0.4549	0.1000	29.1	24.8	17.4	30.0
Isobutyl alcohol	Ave	0.0097	0.0106		678	620	9.3	30.0
Benzene	Ave	0.8790	0.9413	0.5000	26.6	24.8	7.1	30.0
1,2-Dichloroethane	Ave	0.2768	0.2974	0.1000	26.7	24.8	7.4	30.0
Tert-amyl methyl ether	Ave	0.6321	0.7510		29.5	24.8	18.8	30.0
n-Heptane	Ave	0.5069	0.5190		25.4	24.8	2.4	30.0
Trichloroethene	Ave	0.3690	0.4069	0.2000	27.4	24.8	10.3	30.0
Methylcyclohexane	Ave	0.4583	0.4882	0.1000	26.4	24.8	6.5	30.0
1,2-Dichloropropane	Ave	0.3809	0.4111	0.1000	26.8	24.8	7.9	30.0
Dibromomethane	Ave	0.2893	0.3084		26.5	24.8	6.6	30.0
Methyl methacrylate	Ave	0.3068	0.3412		27.6	24.8	11.2	30.0
1,4-Dioxane	Ave	1.058	1.192		559	496	12.7	30.0
Dichlorobromomethane	Ave	0.5612	0.6028	0.2000	26.7	24.8	7.4	30.0
2-Chloroethyl vinyl ether	Ave	0.1546	0.1641		26.3	24.8	6.1	30.0
cis-1,3-Dichloropropene	Ave	0.4664	0.5200	0.2000	27.7	24.8	11.5	30.0
4-Methyl-2-pentanone (MIBK)	Ave	2.829	3.069	0.1000	135	124	8.5	30.0
Toluene	Ave	0.7446	0.8048	0.4000	26.8	24.8	8.1	30.0
trans-1,3-Dichloropropene	Ave	0.4756	0.5757	0.1000	30.0	24.8	21.1	30.0
Ethyl methacrylate	Ave	0.2441	0.2998		30.5	24.8	22.8	30.0
1,1,2-Trichloroethane	Ave	0.3469	0.3746	0.1000	26.8	24.8	8.0	30.0
Tetrachloroethene	Ave	0.5924	0.6338	0.2000	26.6	24.8	7.0	30.0
1,3-Dichloropropane	Ave	0.6471	0.6959		26.7	24.8	7.5	30.0
2-Hexanone	Ave	2.542	2.589	0.1000	126	124	1.9	30.0
Chlorodibromomethane	Ave	0.6091	0.6964	0.1000	28.4	24.8	14.3	30.0
Ethylene Dibromide	Ave	0.5595	0.6190	0.1000	27.5	24.8	10.6	30.0
Chlorobenzene	Ave	0.9233	0.9905	0.5000	26.6	24.8	7.3	30.0
1,1,1,2-Tetrachloroethane	Ave	0.4628	0.5076		27.2	24.8	9.7	30.0
Ethylbenzene	Ave	1.485	1.599	0.1000	26.7	24.8	7.6	30.0
m-Xylene & p-Xylene	Ave	0.5228	0.5648	0.1000	26.8	24.8	8.0	30.0
o-Xylene	Ave	0.5064	0.5454	0.3000	26.7	24.8	7.7	30.0
Styrene	Ave	0.7458	0.7741	0.3000	25.8	24.8	3.8	30.0
Bromoform	Ave	0.4790	0.5346	0.1000	27.7	24.8	11.6	30.0
Isopropylbenzene	Ave	2.681	2.899	0.1000	26.8	24.8	8.1	30.0
Bromobenzene	Ave	0.9001	0.9613		26.5	24.8	6.8	30.0
1,1,2,2-Tetrachloroethane	Ave	1.189	1.267	0.3000	26.4	24.8	6.6	30.0
1,2,3-Trichloropropane	Ave	0.2619	0.2850		27.0	24.8	8.8	30.0
trans-1,4-Dichloro-2-butene	Ave	0.1973	0.2192		27.6	24.8	11.1	30.0
N-Propylbenzene	Ave	0.6639	0.7216		27.0	24.8	8.7	30.0
2-Chlorotoluene	Ave	0.6360	0.6806		26.6	24.8	7.0	30.0
1,3,5-Trimethylbenzene	Ave	1.900	2.051		26.8	24.8	8.0	30.0
4-Chlorotoluene	Ave	0.6429	0.6724		26.0	24.8	4.6	30.0

FORM VII
GC/MS VOA CONTINUING CALIBRATION DATA

Lab Name: TestAmerica Burlington Job No.: 200-28023-1

SDG No.: 200-28023

Lab Sample ID: ICV 200-88558/12 Calibration Date: 05/20/2015 17:34

Instrument ID: CHL.i Calib Start Date: 05/20/2015 12:45

GC Column: DB-624 ID: 0.53(mm) Calib End Date: 05/20/2015 15:58

Lab File ID: 13688_12.D Conc. Units: ug/L Heated Purge: (Y/N) N

ANALYTE	CURVE TYPE	AVE RRF	RRF	MIN RRF	CALC AMOUNT	SPIKE AMOUNT	%D	MAX %D
tert-Butylbenzene	Ave	2.062	2.216		26.7	24.8	7.5	30.0
1,2,4-Trimethylbenzene	Ave	1.841	1.964		26.5	24.8	6.7	30.0
sec-Butylbenzene	Ave	2.768	3.014		27.0	24.8	8.9	30.0
1,3-Dichlorobenzene	Ave	1.374	1.469	0.6000	26.5	24.8	6.9	30.0
4-Isopropyltoluene	Ave	2.114	2.261		26.5	24.8	7.0	30.0
1,4-Dichlorobenzene	Ave	1.412	1.506	0.5000	26.5	24.8	6.7	30.0
1,2-Dichlorobenzene	Ave	1.276	1.366	0.4000	26.6	24.8	7.1	30.0
n-Butylbenzene	Ave	1.865	1.969		26.2	24.8	5.6	30.0
1,2-Dibromo-3-Chloropropane	Ave	0.2042	0.2220	0.0500	27.0	24.8	8.7	30.0
1,2,4-Trichlorobenzene	Ave	0.8216	0.8996	0.2000	27.2	24.8	9.5	30.0
Hexachlorobutadiene	Ave	0.5329	0.5713		26.6	24.8	7.2	30.0
Naphthalene	Ave	1.218	1.349		27.5	24.8	10.8	30.0
1,2,3-Trichlorobenzene	Ave	0.7032	0.7496		26.5	24.8	6.6	30.0
Dibromofluoromethane (Surr)	Ave	0.4646	0.4987		26.8	25.0	7.3	30.0
1,2-Dichloroethane-d4 (Surr)	Ave	0.2287	0.2349		25.7	25.0	2.7	30.0
Toluene-d8 (Surr)	Ave	1.045	1.119		26.8	25.0	7.1	30.0
4-Bromofluorobenzene	Ave	1.263	1.415		28.0	25.0	12.1	30.0

TestAmerica Burlington
Target Compound Quantitation Report

Data File: \\BTV-LIMS1\ChromData\CHL.i\20150520-13688.b\13688_12.D
Lims ID: ICV
Client ID:
Sample Type: ICV
Inject. Date: 20-May-2015 17:34:30 ALS Bottle#: 12 Worklist Smp#: 12
Purge Vol: 5.000 mL Dil. Factor: 1.0000
Sample Info: 200-0013688-012
Misc. Info.: 1,5
Operator ID: JSW Instrument ID: CHL.i
Sublist:

Method: \\BTV-LIMS1\ChromData\CHL.i\20150520-13688.b\8260_L_W_Ver.2.m
Limit Group: VM_8260C_Limits
Last Update: 21-May-2015 12:44:56 Calib Date: 20-May-2015 15:58:30
Integrator: RTE ID Type: Deconvolution ID
Quant Method: Internal Standard Quant By: Initial Calibration
Last ICal File: \\BTV-LIMS1\ChromData\CHL.i\20150520-13688.b\13688_09.D

Column 1 : DB-624 (0.53 mm) Det: MS SCAN
Process Host: XAWRK015

First Level Reviewer: wilburj Date: 20-May-2015 18:23:11

Compound	Sig	RT (min.)	Adj RT (min.)	Dlt RT (min.)	Q	Response	Cal Amt ug/l	OnCol Amt ug/l	Flags
1 Dichlorodifluoromethane	85	2.658	2.627	0.031	99	2002869	24.8	27.1	
2 Chloromethane	50	2.905	2.884	0.021	98	1502147	24.8	25.8	
3 Vinyl chloride	62	3.072	3.042	0.030	97	1550743	24.8	26.1	
4 Butadiene	54	3.122	3.092	0.030	93	1159119	24.8	24.9	
6 Bromomethane	94	3.547	3.526	0.021	99	909330	24.8	23.3	
7 Chloroethane	64	3.705	3.684	0.021	99	898262	24.8	24.6	
8 Dichlorofluoromethane	67	4.021	4.000	0.021	99	3244234	24.8	25.4	
9 Trichlorofluoromethane	101	4.119	4.099	0.020	99	2444221	24.8	25.9	
11 Ethyl ether	59	4.603	4.573	0.030	52	904660	24.8	25.6	
10 1,2-Dichloro-1,1,2-trifluo	67	4.603	4.573	0.030	97	3336859	24.8	25.8	
12 Acrolein	56	4.791	4.771	0.020	94	265231	124.0	186.0	
13 1,1-Dichloroethene	96	4.969	4.939	0.030	96	1423138	24.8	26.4	
14 1,1,2-Trichloro-1,2,2-trif	101	4.989	4.958	0.031	94	2810910	24.8	25.7	
15 Acetone	43	5.058	5.028	0.030	86	2478418	124.1	123.8	
16 Iodomethane	142	5.206	5.186	0.020	96	1541365	24.8	26.4	
17 Carbon disulfide	76	5.325	5.304	0.021	99	4004019	24.8	26.8	
18 3-Chloro-1-propene	41	5.562	5.541	0.021	95	2624270	24.8	25.1	
19 Methyl acetate	74	5.611	5.591	0.020	99	926772	124.1	127.5	
20 Methylene Chloride	84	5.769	5.749	0.020	97	1450574	24.8	25.3	
* 21 TBA-d9 (IS)	65	5.858	5.838	0.020	97	1678485	500.0	500.0	
22 2-Methyl-2-propanol	59	6.006	5.976	0.030	100	790953	248.2	268.5	
23 Acrylonitrile	53	6.164	6.144	0.020	96	3195800	248.2	286.0	
24 trans-1,2-Dichloroethene	96	6.233	6.213	0.020	98	1550495	24.8	27.1	
25 Methyl tert-butyl ether	73	6.253	6.243	0.010	97	2895710	24.8	26.6	
27 Hexane	57	6.727	6.707	0.020	96	2149664	24.8	26.1	
28 1,1-Dichloroethane	63	6.945	6.924	0.020	99	3087655	24.8	26.9	
29 Vinyl acetate	86	7.053	7.033	0.020	100	349988	49.6	84.8	
30 Isopropyl ether	45	7.103	7.082	0.021	92	6323793	24.8	30.0	
31 2-Chloro-1,3-butadiene	53	7.103	7.092	0.011	89	2181363	24.8	31.4	
32 Tert-butyl ethyl ether	59	7.715	7.704	0.011	97	4223217	24.8	29.8	

Compound	Sig	RT (min.)	Adj RT (min.)	Dlt RT (min.)	Q	Response	Cal Amt ug/l	OnCol Amt ug/l	Flags
* 33 2-Butanone-d5	46	7.853	7.843	0.010	100	2627361	125.0	125.0	
35 cis-1,2-Dichloroethene	96	7.922	7.912	0.010	92	1546232	24.8	26.7	
34 2,2-Dichloropropane	41	7.932	7.912	0.020	94	1354367	24.8	23.0	
36 2-Butanone (MEK)	72	7.952	7.942	0.010	98	735076	124.1	131.8	
37 Propionitrile	54	8.031	8.021	0.010	99	520850	124.1	143.5	
38 Methacrylonitrile	67	8.298	8.287	0.011	96	352988	24.8	28.6	
39 Chlorobromomethane	128	8.327	8.317	0.010	95	900934	24.8	27.2	
40 Tetrahydrofuran	42	8.436	8.416	0.020	96	753974	49.6	54.1	
41 Chloroform	83	8.466	8.455	0.011	98	2755571	24.8	26.7	
$ 42 Dibromofluoromethane (Surr	113	8.742	8.732	0.010	90	2294823	25.0	26.8	7
43 1,1,1-Trichloroethane	97	8.792	8.781	0.011	98	2266981	24.8	26.7	
44 Cyclohexane	56	8.900	8.890	0.010	96	2775128	24.8	26.1	
45 1,1-Dichloropropene	75	9.078	9.068	0.010	94	2362891	24.8	28.6	
46 Carbon tetrachloride	117	9.088	9.077	0.011	98	2078148	24.8	29.1	
47 Isobutyl alcohol	43	9.295	9.295	0.000	94	1210758	620.4	678.3	
$ 48 1,2-Dichloroethane-d4 (Sur	65	9.305	9.295	0.010	83	1080835	25.0	25.7	
49 Benzene	78	9.424	9.413	0.011	97	4299799	24.8	26.6	
50 1,2-Dichloroethane	62	9.434	9.433	0.001	92	1358389	24.8	26.7	
51 Tert-amyl methyl ether	73	9.641	9.631	0.010	96	3430317	24.8	29.5	
* 52 Fluorobenzene	96	9.908	9.897	0.011	97	4601830	25.0	25.0	
53 n-Heptane	43	9.928	9.917	0.011	95	2370696	24.8	25.4	
54 Trichloroethene	95	10.550	10.549	0.001	99	1858718	24.8	27.4	
55 Methylcyclohexane	83	10.905	10.905	0.000	88	2230166	24.8	26.4	
56 1,2-Dichloropropane	63	10.925	10.915	0.010	92	1877642	24.8	26.8	
* 57 1,4-Dioxane-d8	96	11.103	11.102	0.001	85	157712	500.0	500.0	
58 Dibromomethane	93	11.123	11.122	0.001	98	1408836	24.8	26.5	
59 Methyl methacrylate	69	11.152	11.152	0.000	99	1167504	24.8	27.6	
60 1,4-Dioxane	88	11.182	11.181	0.001	82	186609	496.3	559.4	
61 Dichlorobromomethane	83	11.409	11.409	0.000	98	2753720	24.8	26.7	
62 2-Chloroethyl vinyl ether	63	11.972	11.962	0.010	92	749445	24.8	26.3	
63 cis-1,3-Dichloropropene	75	12.229	12.219	0.010	95	2375511	24.8	27.7	
64 4-Methyl-2-pentanone (MIBK	43	12.506	12.505	0.001	96	8004070	124.1	134.6	
$ 65 Toluene-d8 (Surr)	98	12.723	12.722	0.001	98	3855603	25.0	26.8	
66 Toluene	92	12.851	12.851	0.000	94	2753821	24.8	26.8	
67 trans-1,3-Dichloropropene	75	13.246	13.246	0.000	98	1969892	24.8	30.0	
68 Ethyl methacrylate	69	13.454	13.463	-0.009	95	1369395	24.8	30.5	
69 1,1,2-Trichloroethane	83	13.592	13.601	-0.009	97	1281559	24.8	26.8	
70 Tetrachloroethene	166	13.918	13.918	0.000	98	2168499	24.8	26.6	
71 1,3-Dichloropropane	76	13.928	13.927	0.001	97	2381055	24.8	26.7	
72 2-Hexanone	43	14.116	14.115	0.001	100	6751580	124.1	126.4	
73 Chlorodibromomethane	129	14.382	14.392	-0.010	98	2382792	24.8	28.4	
74 Ethylene Dibromide	107	14.619	14.619	0.000	98	2117870	24.8	27.5	
* 75 Chlorobenzene-d5	117	15.637	15.636	0.001	88	3446960	25.0	25.0	
76 Chlorobenzene	112	15.696	15.705	-0.009	92	3388985	24.8	26.6	
77 1,1,1,2-Tetrachloroethane	131	15.884	15.893	-0.009	98	1736942	24.8	27.2	
78 Ethylbenzene	91	15.973	15.972	0.001	99	5469794	24.8	26.7	
79 m-Xylene & p-Xylene	106	16.249	16.249	0.000	98	1932630	24.8	26.8	
S 80 Xylenes, Total	106				0		49.6	53.5	
81 o-Xylene	106	17.178	17.177	0.001	91	1866148	24.8	26.7	
82 Styrene	104	17.207	17.217	-0.010	93	2648592	24.8	25.8	
83 Bromoform	173	17.603	17.612	-0.009	95	1829259	24.8	27.7	
84 Isopropylbenzene	105	18.027	18.037	-0.010	96	5358757	24.8	26.8	

Compound	Sig	RT (min.)	Adj RT (min.)	Dlt RT (min.)	Q	Response	Cal Amt ug/l	OnCol Amt ug/l	Flags
$ 85 4-Bromofluorobenzene	95	18.294	18.303	-0.009	86	2636084	25.0	28.0	
86 Bromobenzene	156	18.561	18.560	0.001	97	1777152	24.8	26.5	
87 1,1,2,2-Tetrachloroethane	83	18.571	18.570	0.001	99	2342778	24.8	26.4	
88 1,2,3-Trichloropropane	110	18.630	18.629	0.001	95	526799	24.8	27.0	
89 trans-1,4-Dichloro-2-buten	53	18.669	18.669	0.000	80	405320	24.8	27.6	
90 N-Propylbenzene	120	18.778	18.777	0.001	98	1334005	24.8	27.0	
91 2-Chlorotoluene	126	18.897	18.896	0.001	96	1258190	24.8	26.6	
92 1,3,5-Trimethylbenzene	105	19.055	19.054	0.001	76	3792170	24.8	26.8	
93 4-Chlorotoluene	126	19.055	19.064	-0.009	97	1243064	24.8	26.0	
94 tert-Butylbenzene	119	19.509	19.508	0.001	93	4096900	24.8	26.7	
95 1,2,4-Trimethylbenzene	105	19.568	19.577	-0.009	96	3631486	24.8	26.5	
96 sec-Butylbenzene	105	19.795	19.805	-0.010	99	5571757	24.8	27.0	
97 1,3-Dichlorobenzene	146	19.914	19.923	-0.009	94	2715387	24.8	26.5	
98 4-Isopropyltoluene	119	19.983	19.992	-0.009	98	4180954	24.8	26.5	
* 99 1,4-Dichlorobenzene-d4	152	20.003	20.002	0.001	97	1862466	25.0	25.0	
100 1,4-Dichlorobenzene	146	20.032	20.032	0.000	93	2783910	24.8	26.5	
101 n-Butylbenzene	91	20.457	20.457	0.000	99	3639389	24.8	26.2	
102 1,2-Dichlorobenzene	146	20.457	20.457	0.000	82	2526012	24.8	26.6	
103 1,2-Dibromo-3-Chloropropan	75	21.247	21.257	-0.010	94	410361	24.8	27.0	
104 1,2,4-Trichlorobenzene	180	22.087	22.086	0.001	94	1663111	24.8	27.2	
105 Hexachlorobutadiene	225	22.265	22.264	0.001	88	1056231	24.8	26.6	
106 Naphthalene	128	22.344	22.343	0.001	98	2494546	24.8	27.5	
107 1,2,3-Trichlorobenzene	180	22.601	22.600	0.001	95	1385870	24.8	26.5	

QC Flag Legend

Processing Flags

7 - Failed Limit of Detection

Reagents:

8260LCS.A_00020	Amount Added:	1.41	Units: uL	
8260SScorp_00013	Amount Added:	2.50	Units: uL	
8260LCS.Bcorp_00015	Amount Added:	1.41	Units: uL	
8260IScorp._00015	Amount Added:	2.50	Units: uL	Run Reagent

Report Date: 21-May-2015 12:45:11 Chrom Revision: 2.2 05-May-2015 11:39:10

TestAmerica Burlington

Data File: \\BTV-LIMS1\ChromData\CHL.i\20150520-13688.b\13688_12.D

Injection Date:	20-May-2015 17:34:30	Instrument ID:	CHL.i	Operator ID:	JSW
Lims ID:	ICV			Worklist Smp#:	12
Client ID:					
Purge Vol:	5.000 mL	Dil. Factor:	1.0000	ALS Bottle#:	12
Method:	8260_L_W_Ver.2	Limit Group:	VM_8260C_Limits		

Column: DB-624 (0.53 mm)

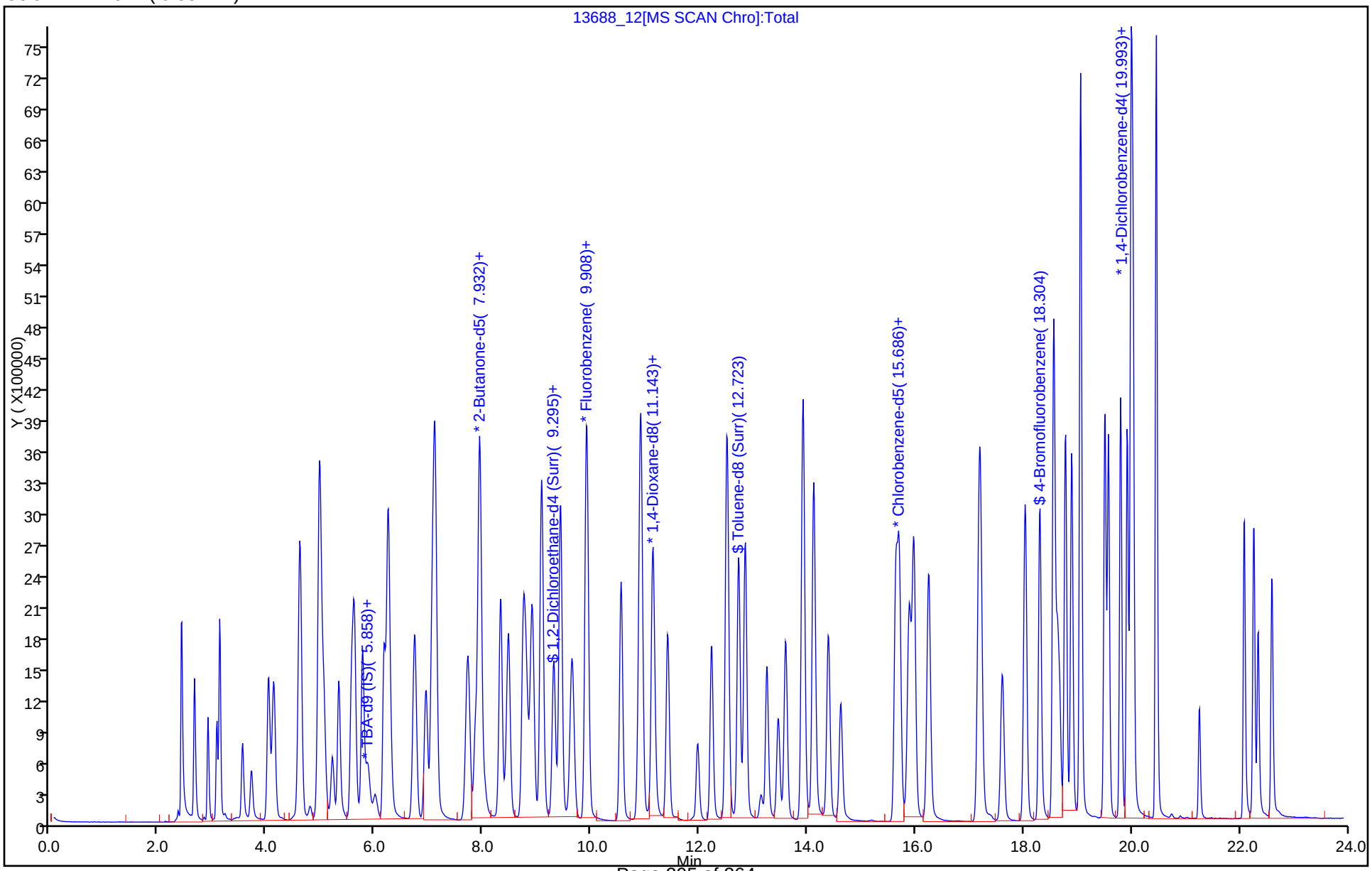

FORM VII
GC/MS VOA CONTINUING CALIBRATION DATA

Lab Name: TestAmerica Burlington Job No.: 200-28023-1

SDG No.: 200-28023

Lab Sample ID: CCV 200-88791/2 Calibration Date: 05/27/2015 11:21

Instrument ID: CHL.i Calib Start Date: 05/20/2015 12:45

GC Column: DB-624 ID: 0.53(mm) Calib End Date: 05/20/2015 15:58

Lab File ID: 13776_02.D Conc. Units: ug/L Heated Purge: (Y/N) N

ANALYTE	CURVE TYPE	AVE RRF	RRF	MIN RRF	CALC AMOUNT	SPIKE AMOUNT	%D	MAX %D
Dichlorodifluoromethane	Ave	0.4015	0.4041	0.1000	25.0	24.8	0.7	20.0
Chloromethane	Ave	0.3157	0.2899	0.1000	22.8	24.8	-8.2	20.0
Vinyl chloride	Ave	0.3227	0.3380	0.1000	26.0	24.8	4.8	20.0
Butadiene	Ave	0.2528	0.2578		25.3	24.8	2.0	20.0
Bromomethane	Ave	0.2124	0.1538	0.1000	18.0	24.8	-27.6*	20.0
Chloroethane	Ave	0.1984	0.1997	0.1000	25.0	24.8	0.7	20.0
Dichlorofluoromethane	Ave	0.6928	0.7139		25.6	24.8	3.1	20.0
Trichlorofluoromethane	Ave	0.5120	0.5375	0.1000	26.1	24.8	5.0	20.0
1,2-Dichloro-1,1,2-trifluoro ethane	Ave	0.7026	0.7531		26.6	24.8	7.2	20.0
Ethyl ether	Ave	0.1921	0.2017		26.1	24.8	5.0	20.0
Acrolein	Ave	0.0077	0.0099		158	124	27.4*	20.0
1,1-Dichloroethene	Ave	0.2929	0.3215	0.1000	27.2	24.8	9.8	20.0
1,1,2-Trichloro-1,2,2-triflu oroethane	Ave	0.5941	0.6494	0.1000	27.1	24.8	9.3	20.0
Acetone	Ave	0.9523	0.6338	0.1000	82.6	124	-33.4*	20.0
Iodomethane	Ave	0.3177	0.3068		24.0	24.8	-3.4	20.0
Carbon disulfide	Ave	0.8104	0.8989	0.1000	27.5	24.8	10.9	20.0
3-Chloro-1-propene	Ave	0.5689	0.6579		28.7	24.8	15.6	20.0
Methyl acetate	Ave	0.3458	0.3624	0.1000	130	124	4.8	20.0
Methylene Chloride	Lin1		0.3263	0.1000	26.0	24.8	4.8	20.0
2-Methyl-2-propanol	Ave	0.8775	0.9423		266	248	7.4	20.0
Acrylonitrile	Ave	0.0607	0.0790		323	248	30.1*	20.0
trans-1,2-Dichloroethene	Ave	0.3111	0.3439	0.1000	27.4	24.8	10.5	20.0
Methyl tert-butyl ether	Ave	0.5915	0.6770	0.1000	28.4	24.8	14.5	20.0
Hexane	Ave	0.4476	0.5051		28.0	24.8	12.8	20.0
1,1-Dichloroethane	Ave	0.6228	0.6828	0.2000	27.2	24.8	9.6	20.0
Vinyl acetate	Ave	0.0224	0.0386		85.4	49.6	72.1*	20.0
Isopropyl ether	Ave	1.144	1.251		27.1	24.8	9.3	20.0
2-Chloro-1,3-butadiene	Ave	0.3772	0.4117		27.1	24.8	9.1	20.0
Tert-butyl ethyl ether	Ave	0.7703	0.8580		27.6	24.8	11.4	20.0
2,2-Dichloropropane	Ave	0.3194	0.3324		25.8	24.8	4.1	20.0
cis-1,2-Dichloroethene	Ave	0.3148	0.3455	0.1000	27.2	24.8	9.8	20.0
2-Butanone (MEK)	Ave	0.2654	0.2223	0.1000	104	124	-16.2	20.0
Propionitrile	Ave	0.0197	0.0254		160	124	29.0*	20.0
Methacrylonitrile	Ave	0.0670	0.0824		30.5	24.8	23.0*	20.0
Chlorobromomethane	Ave	0.1798	0.2064		28.5	24.8	14.8	20.0
Tetrahydrofuran	Ave	0.0757	0.0966		63.3	49.6	27.6*	20.0
Chloroform	Ave	0.5603	0.6224	0.2000	27.6	24.8	11.1	20.0
1,1,1-Trichloroethane	Ave	0.4614	0.5150	0.1000	27.7	24.8	11.6	20.0
Cyclohexane	Ave	0.5784	0.6226	0.1000	26.7	24.8	7.6	20.0
1,1-Dichloropropene	Ave	0.4494	0.4951		27.3	24.8	10.2	20.0

FORM VII
GC/MS VOA CONTINUING CALIBRATION DATA

Lab Name: TestAmerica Burlington Job No.: 200-28023-1

SDG No.: 200-28023

Lab Sample ID: CCV 200-88791/2 Calibration Date: 05/27/2015 11:21

Instrument ID: CHL.i Calib Start Date: 05/20/2015 12:45

GC Column: DB-624 ID: 0.53(mm) Calib End Date: 05/20/2015 15:58

Lab File ID: 13776_02.D Conc. Units: ug/L Heated Purge: (Y/N) N

ANALYTE	CURVE TYPE	AVE RRF	RRF	MIN RRF	CALC AMOUNT	SPIKE AMOUNT	%D	MAX %D
Carbon tetrachloride	Ave	0.3875	0.4845	0.1000	31.0	24.8	25.0*	20.0
Isobutyl alcohol	Ave	0.0097	0.0145		928	620	49.6*	20.0
Benzene	Ave	0.8790	0.9732	0.5000	27.5	24.8	10.7	20.0
1,2-Dichloroethane	Ave	0.2768	0.3120	0.1000	28.0	24.8	12.7	20.0
Tert-amyl methyl ether	Ave	0.6321	0.7249		28.5	24.8	14.7	20.0
n-Heptane	Ave	0.5069	0.5919		29.0	24.8	16.8	20.0
Trichloroethene	Ave	0.3690	0.4066	0.2000	27.3	24.8	10.2	20.0
Methylcyclohexane	Ave	0.4583	0.5093	0.1000	27.6	24.8	11.1	20.0
1,2-Dichloropropane	Ave	0.3809	0.4214	0.1000	27.5	24.8	10.6	20.0
Dibromomethane	Ave	0.2893	0.3242		27.8	24.8	12.1	20.0
Methyl methacrylate	Ave	0.3068	0.3601		29.1	24.8	17.4	20.0
1,4-Dioxane	Ave	1.058	1.177		553	496	11.3	20.0
Dichlorobromomethane	Ave	0.5612	0.6376	0.2000	28.2	24.8	13.6	20.0
2-Chloroethyl vinyl ether	Ave	0.1546	0.1957		31.4	24.8	26.6*	20.0
cis-1,3-Dichloropropene	Ave	0.4664	0.5352	0.2000	28.5	24.8	14.8	20.0
4-Methyl-2-pentanone (MIBK)	Ave	2.829	2.836	0.1000	124	124	0.3	20.0
Toluene	Ave	0.7446	0.7969	0.4000	26.6	24.8	7.0	20.0
trans-1,3-Dichloropropene	Ave	0.4756	0.5403	0.1000	28.2	24.8	13.6	20.0
Ethyl methacrylate	Ave	0.2441	0.3072		31.2	24.8	25.9*	20.0
1,1,2-Trichloroethane	Ave	0.3469	0.3819	0.1000	27.3	24.8	10.1	20.0
Tetrachloroethene	Ave	0.5924	0.6512	0.2000	27.3	24.8	9.9	20.0
1,3-Dichloropropane	Ave	0.6471	0.7119		27.3	24.8	10.0	20.0
2-Hexanone	Ave	2.542	2.102	0.1000	103	124	-17.3	20.0
Chlorodibromomethane	Ave	0.6091	0.7184	0.1000	29.3	24.8	18.0	20.0
Ethylene Dibromide	Ave	0.5595	0.6467	0.1000	28.7	24.8	15.6	20.0
Chlorobenzene	Ave	0.9233	1.003	0.5000	27.0	24.8	8.6	20.0
1,1,1,2-Tetrachloroethane	Ave	0.4628	0.5062		27.1	24.8	9.4	20.0
Ethylbenzene	Ave	1.485	1.606	0.1000	26.8	24.8	8.1	20.0
m-Xylene & p-Xylene	Ave	0.5228	0.5811	0.1000	27.6	24.8	11.1	20.0
o-Xylene	Ave	0.5064	0.5558	0.3000	27.2	24.8	9.8	20.0
Styrene	Ave	0.7458	0.8232	0.3000	27.4	24.8	10.4	20.0
Bromoform	Ave	0.4790	0.5812	0.1000	30.1	24.8	21.3*	20.0
Isopropylbenzene	Ave	2.681	2.886	0.1000	26.7	24.8	7.6	20.0
Bromobenzene	Ave	0.9001	0.9568		26.4	24.8	6.3	20.0
1,1,2,2-Tetrachloroethane	Ave	1.189	1.406	0.3000	29.4	24.8	18.3	20.0
1,2,3-Trichloropropane	Ave	0.2619	0.3108		29.5	24.8	18.7	20.0
trans-1,4-Dichloro-2-butene	Ave	0.1973	0.2412		30.3	24.8	22.2*	20.0
N-Propylbenzene	Ave	0.6639	0.7258		27.1	24.8	9.3	20.0
2-Chlorotoluene	Ave	0.6360	0.6793		26.5	24.8	6.8	20.0
1,3,5-Trimethylbenzene	Ave	1.900	2.074		27.1	24.8	9.2	20.0
4-Chlorotoluene	Ave	0.6429	0.7031		27.1	24.8	9.4	20.0

FORM VII
GC/MS VOA CONTINUING CALIBRATION DATA

Lab Name: TestAmerica Burlington Job No.: 200-28023-1

SDG No.: 200-28023

Lab Sample ID: CCV 200-88791/2 Calibration Date: 05/27/2015 11:21

Instrument ID: CHL.i Calib Start Date: 05/20/2015 12:45

GC Column: DB-624 ID: 0.53(mm) Calib End Date: 05/20/2015 15:58

Lab File ID: 13776_02.D Conc. Units: ug/L Heated Purge: (Y/N) N

ANALYTE	CURVE TYPE	AVE RRF	RRF	MIN RRF	CALC AMOUNT	SPIKE AMOUNT	%D	MAX %D
tert-Butylbenzene	Ave	2.062	2.220		26.7	24.8	7.6	20.0
1,2,4-Trimethylbenzene	Ave	1.841	2.035		27.4	24.8	10.5	20.0
sec-Butylbenzene	Ave	2.768	3.070		27.5	24.8	10.9	20.0
1,3-Dichlorobenzene	Ave	1.374	1.486	0.6000	26.8	24.8	8.2	20.0
4-Isopropyltoluene	Ave	2.114	2.320		27.2	24.8	9.8	20.0
1,4-Dichlorobenzene	Ave	1.412	1.530	0.5000	26.9	24.8	8.4	20.0
1,2-Dichlorobenzene	Ave	1.276	1.372	0.4000	26.7	24.8	7.5	20.0
n-Butylbenzene	Ave	1.865	2.080		27.7	24.8	11.5	20.0
1,2-Dibromo-3-Chloropropane	Ave	0.2042	0.2485	0.0500	30.2	24.8	21.7*	20.0
1,2,4-Trichlorobenzene	Ave	0.8216	0.9359	0.2000	28.3	24.8	13.9	20.0
Hexachlorobutadiene	Ave	0.5329	0.6012		28.0	24.8	12.8	20.0
Naphthalene	Ave	1.218	1.556		31.7	24.8	27.7*	20.0
1,2,3-Trichlorobenzene	Ave	0.7032	0.8262		29.2	24.8	17.5	20.0
Dibromofluoromethane (Surr)	Ave	0.4646	0.5244		28.0	24.8	12.9	20.0
1,2-Dichloroethane-d4 (Surr)	Ave	0.2287	0.2497		27.1	24.8	9.2	20.0
Toluene-d8 (Surr)	Ave	1.045	1.139		27.1	24.8	9.0	20.0
4-Bromofluorobenzene	Ave	1.263	1.337		26.3	24.8	5.8	20.0

TestAmerica Burlington
Target Compound Quantitation Report

Data File: \\BTV-LIMS1\ChromData\CHL.i\20150527-13776.b\13776_02.D
Lims ID: CCV
Client ID:
Sample Type: CCV
Inject. Date: 27-May-2015 11:21:30 ALS Bottle#: 2 Worklist Smp#: 2
Purge Vol: 5.000 mL Dil. Factor: 1.0000
Sample Info: 200-0013776-002
Misc. Info.: 1,5
Operator ID: NEA Instrument ID: CHL.i
Sublist: chrom-8260_L_W_Ver.2*sub6

Method: \\BTV-LIMS1\ChromData\CHL.i\20150527-13776.b\8260_L_W_Ver.2.m
Limit Group: VM_8260C_Limits
Last Update: 29-May-2015 11:22:57 Calib Date: 20-May-2015 15:58:30
Integrator: RTE ID Type: Deconvolution ID
Quant Method: Internal Standard Quant By: Initial Calibration
Last ICal File: \\BTV-LIMS1\ChromData\CHL.i\20150520-13688.b\13688_09.D

Column 1 : DB-624 (0.53 mm) Det: MS SCAN
Process Host: XAWRK030

First Level Reviewer: archern Date: 27-May-2015 12:16:39

Compound	Sig	RT (min.)	Adj RT (min.)	Dlt RT (min.)	Q	Response	Cal Amt ug/l	OnCol Amt ug/l	Flags
1 Dichlorodifluoromethane	85	2.638	2.638	0.000	99	1820642	24.8	25.0	
2 Chloromethane	50	2.895	2.895	0.000	98	1306229	24.8	22.8	
3 Vinyl chloride	62	3.053	3.053	0.000	97	1523004	24.8	26.0	
4 Butadiene	54	3.112	3.112	0.000	93	1161377	24.8	25.3	
6 Bromomethane	94	3.527	3.527	0.000	99	692880	24.8	18.0	
7 Chloroethane	64	3.695	3.695	0.000	99	899650	24.8	25.0	
8 Dichlorofluoromethane	67	4.011	4.011	0.000	99	3216608	24.8	25.6	
9 Trichlorofluoromethane	101	4.100	4.100	0.000	99	2421615	24.8	26.1	
10 1,2-Dichloro-1,1,2-trifluo	67	4.594	4.594	0.000	97	3393009	24.8	26.6	
11 Ethyl ether	59	4.594	4.594	0.000	51	908952	24.8	26.1	
12 Acrolein	56	4.791	4.791	0.000	93	222320	124.0	158.1	
13 1,1-Dichloroethene	96	4.949	4.949	0.000	95	1448755	24.8	27.2	
14 1,1,2-Trichloro-1,2,2-trif	101	4.969	4.969	0.000	94	2925912	24.8	27.1	
15 Acetone	43	5.048	5.048	0.000	86	1985649	124.1	82.6	
16 Iodomethane	142	5.196	5.196	0.000	97	1382488	24.8	24.0	
17 Carbon disulfide	76	5.315	5.315	0.000	99	4049919	24.8	27.5	
18 3-Chloro-1-propene	41	5.552	5.552	0.000	95	2964093	24.8	28.7	
19 Methyl acetate	74	5.611	5.611	0.000	99	1135382	124.1	130.0	
20 Methylene Chloride	84	5.759	5.759	0.000	98	1470110	24.8	26.0	
* 21 TBA-d9 (IS)	65	5.868	5.868	0.000	97	2243305	500.0	500.0	
22 2-Methyl-2-propanol	59	5.996	5.996	0.000	100	1049146	248.2	266.5	
23 Acrylonitrile	53	6.154	6.154	0.000	96	3558614	248.2	322.9	
24 trans-1,2-Dichloroethene	96	6.233	6.233	0.000	98	1549248	24.8	27.4	
25 Methyl tert-butyl ether	73	6.253	6.253	0.000	98	3050406	24.8	28.4	
S 26 1,2-Dichloroethene, Total	96				0			54.7	
27 Hexane	57	6.727	6.727	0.000	96	2275926	24.8	28.0	
28 1,1-Dichloroethane	63	6.935	6.935	0.000	99	3076506	24.8	27.2	
29 Vinyl acetate	86	7.043	7.043	0.000	100	347856	49.6	85.4	
30 Isopropyl ether	45	7.093	7.093	0.000	90	5636592	24.8	27.1	
31 2-Chloro-1,3-butadiene	53	7.103	7.103	0.000	89	1854747	24.8	27.1	

Compound	Sig	RT (min.)	Adj RT (min.)	Dlt RT (min.)	Q	Response	Cal Amt ug/l	OnCol Amt ug/l	Flags
32 Tert-butyl ethyl ether	59	7.715	7.715	0.000	97	3865887	24.8	27.6	
* 33 2-Butanone-d5	46	7.853	7.853	0.000	99	3156159	125.0	125.0	
34 2,2-Dichloropropane	41	7.922	7.922	0.000	95	1497462	24.8	25.8	
35 cis-1,2-Dichloroethene	96	7.922	7.922	0.000	90	1556630	24.8	27.2	
36 2-Butanone (MEK)	72	7.952	7.952	0.000	98	696524	124.1	103.9	
37 Propionitrile	54	8.031	8.031	0.000	99	572879	124.1	160.1	
38 Methacrylonitrile	67	8.298	8.298	0.000	94	371428	24.8	30.5	
39 Chlorobromomethane	128	8.327	8.327	0.000	95	930030	24.8	28.5	
40 Tetrahydrofuran	42	8.426	8.426	0.000	97	870822	49.6	63.3	
41 Chloroform	83	8.466	8.466	0.000	98	2804484	24.8	27.6	
$ 42 Dibromofluoromethane (Surr	113	8.742	8.742	0.000	88	2362553	24.8	28.0	7
43 1,1,1-Trichloroethane	97	8.792	8.792	0.000	98	2320232	24.8	27.7	
44 Cyclohexane	56	8.900	8.900	0.000	96	2805304	24.8	26.7	
45 1,1-Dichloropropene	75	9.078	9.078	0.000	94	2230909	24.8	27.3	
46 Carbon tetrachloride	117	9.088	9.088	0.000	97	2182854	24.8	31.0	
47 Isobutyl alcohol	43	9.305	9.305	0.000	92	1634500	620.4	928.4	
$ 48 1,2-Dichloroethane-d4 (Sur	65	9.315	9.315	0.000	80	1124981	24.8	27.1	
49 Benzene	78	9.424	9.424	0.000	97	4384674	24.8	27.5	
50 1,2-Dichloroethane	62	9.444	9.444	0.000	93	1405766	24.8	28.0	
51 Tert-amyl methyl ether	73	9.651	9.651	0.000	97	3265915	24.8	28.5	
* 52 Fluorobenzene	96	9.908	9.908	0.000	97	4539058	25.0	25.0	
53 n-Heptane	43	9.928	9.928	0.000	95	2666781	24.8	29.0	
54 Trichloroethene	95	10.550	10.550	0.000	98	1832191	24.8	27.3	
55 Methylcyclohexane	83	10.915	10.915	0.000	88	2294738	24.8	27.6	
56 1,2-Dichloropropane	63	10.925	10.925	0.000	91	1898863	24.8	27.5	
* 57 1,4-Dioxane-d8	96	11.113	11.113	0.000	84	232910	500.0	500.0	
58 Dibromomethane	93	11.133	11.133	0.000	98	1460870	24.8	27.8	
59 Methyl methacrylate	69	11.162	11.162	0.000	98	1257371	24.8	29.1	
60 1,4-Dioxane	88	11.192	11.192	0.000	95	272207	496.3	552.6	
61 Dichlorobromomethane	83	11.419	11.419	0.000	98	2872681	24.8	28.2	
62 2-Chloroethyl vinyl ether	63	11.972	11.972	0.000	93	881544	24.8	31.4	
63 cis-1,3-Dichloropropene	75	12.229	12.229	0.000	95	2411592	24.8	28.5	
64 4-Methyl-2-pentanone (MIBK	43	12.516	12.516	0.000	96	8885444	124.1	124.4	
$ 65 Toluene-d8 (Surr)	98	12.733	12.733	0.000	98	3977476	24.8	27.1	
66 Toluene	92	12.851	12.851	0.000	94	2782635	24.8	26.6	
67 trans-1,3-Dichloropropene	75	13.256	13.256	0.000	99	1886610	24.8	28.2	
68 Ethyl methacrylate	69	13.464	13.464	0.000	95	1384256	24.8	31.2	
69 1,1,2-Trichloroethane	83	13.602	13.602	0.000	97	1333611	24.8	27.3	
70 Tetrachloroethene	166	13.918	13.918	0.000	97	2273979	24.8	27.3	
71 1,3-Dichloropropane	76	13.928	13.928	0.000	97	2485665	24.8	27.3	
72 2-Hexanone	43	14.126	14.126	0.000	100	6586574	124.1	102.6	
73 Chlorodibromomethane	129	14.392	14.392	0.000	98	2508423	24.8	29.3	
74 Ethylene Dibromide	107	14.619	14.619	0.000	99	2258149	24.8	28.7	
* 75 Chlorobenzene-d5	117	15.647	15.647	0.000	88	3517673	25.0	25.0	
76 Chlorobenzene	112	15.706	15.706	0.000	92	3501533	24.8	27.0	
77 1,1,1,2-Tetrachloroethane	131	15.894	15.894	0.000	98	1767541	24.8	27.1	
78 Ethylbenzene	91	15.973	15.973	0.000	99	5607925	24.8	26.8	
79 m-Xylene & p-Xylene	106	16.249	16.249	0.000	98	2029027	24.8	27.6	
S 80 Xylenes, Total	106				0		49.6	54.8	
81 o-Xylene	106	17.178	17.178	0.000	90	1940812	24.8	27.2	
82 Styrene	104	17.217	17.217	0.000	92	2874317	24.8	27.4	
83 Bromoform	173	17.612	17.612	0.000	94	2029252	24.8	30.1	

Compound	Sig	RT (min.)	Adj RT (min.)	Dlt RT (min.)	Q	Response	Cal Amt ug/l	OnCol Amt ug/l	Flags
84 Isopropylbenzene	105	18.037	18.037	0.000	96	5551471	24.8	26.7	
$ 85 4-Bromofluorobenzene	95	18.304	18.304	0.000	87	2571256	24.8	26.3	
86 Bromobenzene	156	18.561	18.561	0.000	96	1840701	24.8	26.4	
87 1,1,2,2-Tetrachloroethane	83	18.571	18.571	0.000	100	2705596	24.8	29.4	
88 1,2,3-Trichloropropane	110	18.630	18.630	0.000	93	597971	24.8	29.5	
89 trans-1,4-Dichloro-2-buten	53	18.669	18.669	0.000	87	463993	24.8	30.3	
90 N-Propylbenzene	120	18.778	18.778	0.000	98	1396368	24.8	27.1	
91 2-Chlorotoluene	126	18.897	18.897	0.000	97	1306889	24.8	26.5	
92 1,3,5-Trimethylbenzene	105	19.055	19.055	0.000	77	3990520	24.8	27.1	
93 4-Chlorotoluene	126	19.064	19.064	0.000	98	1352549	24.8	27.1	
94 tert-Butylbenzene	119	19.509	19.509	0.000	94	4270263	24.8	26.7	
95 1,2,4-Trimethylbenzene	105	19.578	19.578	0.000	96	3915577	24.8	27.4	
96 sec-Butylbenzene	105	19.795	19.795	0.000	99	5905477	24.8	27.5	
97 1,3-Dichlorobenzene	146	19.924	19.924	0.000	95	2859712	24.8	26.8	
98 4-Isopropyltoluene	119	19.983	19.983	0.000	98	4463930	24.8	27.2	
* 99 1,4-Dichlorobenzene-d4	152	20.003	20.003	0.000	96	1938089	25.0	25.0	
100 1,4-Dichlorobenzene	146	20.032	20.032	0.000	94	2943848	24.8	26.9	
101 n-Butylbenzene	91	20.457	20.457	0.000	99	4001996	24.8	27.7	
102 1,2-Dichlorobenzene	146	20.457	20.457	0.000	81	2638790	24.8	26.7	
103 1,2-Dibromo-3-Chloropropan	75	21.257	21.257	0.000	94	478085	24.8	30.2	
104 1,2,4-Trichlorobenzene	180	22.087	22.087	0.000	94	1800516	24.8	28.3	
105 Hexachlorobutadiene	225	22.265	22.265	0.000	58	1156550	24.8	28.0	
106 Naphthalene	128	22.344	22.344	0.000	98	2993004	24.8	31.7	
107 1,2,3-Trichlorobenzene	180	22.601	22.601	0.000	95	1589469	24.8	29.2	

QC Flag Legend

Processing Flags

7 - Failed Limit of Detection

Reagents:

8260cal.A_00020	Amount Added:	1.41	Units: uL	
8260cal.Bcorp_00014	Amount Added:	1.41	Units: uL	
8260IScorp._00015	Amount Added:	2.50	Units: uL	Run Reagent

Report Date: 29-May-2015 11:22:57 Chrom Revision: 2.2 05-May-2015 11:39:10

TestAmerica Burlington

Data File: \\BTV-LIMS1\ChromData\CHL.i\20150527-13776.b\13776_02.D

Injection Date:	27-May-2015 11:21:30	Instrument ID:	CHL.i	Operator ID:	NEA
Lims ID:	CCV			Worklist Smp#:	2
Client ID:					
Purge Vol:	5.000 mL	Dil. Factor:	1.0000	ALS Bottle#:	2
Method:	8260_L_W_Ver.2	Limit Group:	VM_8260C_Limits		

Column: DB-624 (0.53 mm)

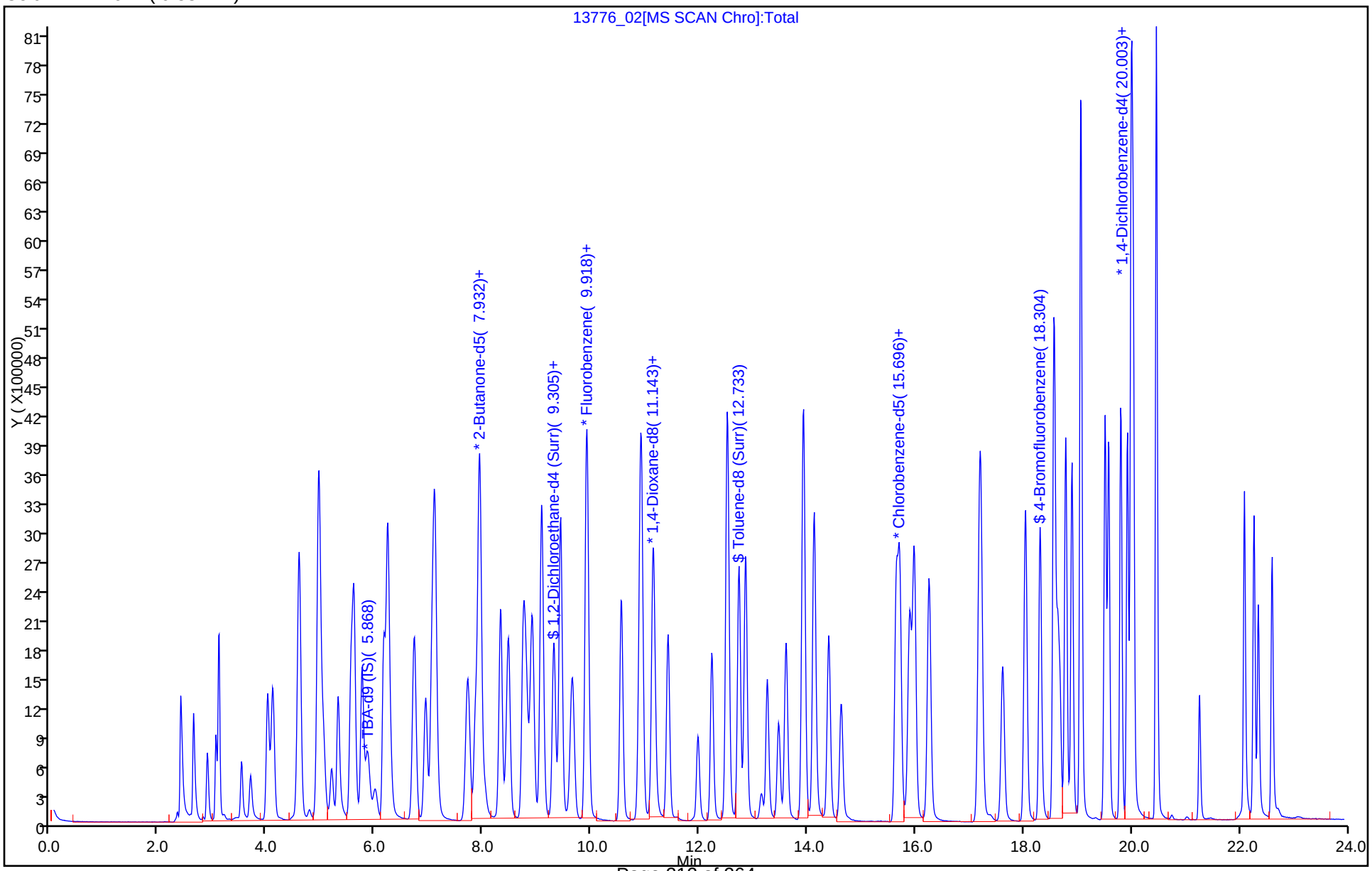

FORM VII
GC/MS VOA CONTINUING CALIBRATION DATA

Lab Name: TestAmerica Burlington Job No.: 200-28023-1

SDG No.: 200-28023

Lab Sample ID: CCVL 200-88791/4 Calibration Date: 05/27/2015 12:28

Instrument ID: CHL.i Calib Start Date: 05/20/2015 12:45

GC Column: DB-624 ID: 0.53(mm) Calib End Date: 05/20/2015 15:58

Lab File ID: 13776_04.D Conc. Units: ug/L Heated Purge: (Y/N) N

ANALYTE	CURVE TYPE	AVE RRF	RRF	MIN RRF	CALC AMOUNT	SPIKE AMOUNT	%D	MAX %D
Dichlorodifluoromethane	Ave	0.4015	0.2803	0.1000	0.577	0.827	-30.2	
Chloromethane	Ave	0.3157	0.2276	0.1000	0.596	0.827	-27.9	
Vinyl chloride	Ave	0.3227	0.2440	0.1000	0.625	0.827	-24.4	
Butadiene	Ave	0.2528	0.1817		0.595	0.827	-28.1	
Bromomethane	Ave	0.2124	0.1756	0.1000	0.684	0.827	-17.3	
Chloroethane	Ave	0.1984	0.1402	0.1000	0.585	0.827	-29.3	
Dichlorofluoromethane	Ave	0.6928	0.4568		0.545	0.827	-34.1	
Trichlorofluoromethane	Ave	0.5120	0.3645	0.1000	0.589	0.827	-28.8	
1,2-Dichloro-1,1,2-trifluoro ethane	Ave	0.7026	0.4942		0.582	0.827	-29.7	
Ethyl ether	Ave	0.1921	0.1492		1.00	0.827	-22.3	
Acrolein	Ave	0.0077	0.0098		5.22	4.13	26.2	
1,1-Dichloroethene	Ave	0.2929	0.2075	0.1000	0.586	0.827	-29.2	
1,1,2-Trichloro-1,2,2-trifluoroethane	Ave	0.5941	0.3562	0.1000	0.496	0.827	-40.0	
Acetone	Ave	0.9523	0.5431	0.1000	2.36	4.14	-43.0	
Iodomethane	Ave	0.3177	0.2792		0.727	0.827	-12.1	
Carbon disulfide	Ave	0.8104	0.7864	0.1000	0.803	0.827	-3.0	
3-Chloro-1-propene	Ave	0.5689	0.4284		0.623	0.827	-24.7	
Methyl acetate	Ave	0.3458	0.2140	0.1000	2.56	4.14	-38.1	
Methylene Chloride	Lin1		0.7479	0.1000	0.764	0.827	-7.7	
2-Methyl-2-propanol	Ave	0.8775	0.7411		6.99	8.27	-15.5	
Acrylonitrile	Ave	0.0607	0.0553		7.53	8.27	-8.9	
trans-1,2-Dichloroethene	Ave	0.3111	0.1495	0.1000	0.398	0.827	-51.9	
Methyl tert-butyl ether	Ave	0.5915	0.4389	0.1000	0.614	0.827	-25.8	
Hexane	Ave	0.4476	0.3244		0.599	0.827	-27.5	
1,1-Dichloroethane	Ave	0.6228	0.4458	0.2000	0.592	0.827	-28.4	
Vinyl acetate	Ave	0.0224	0.0166		1.22	1.65	-26.0	
2-Chloro-1,3-butadiene	Ave	0.3772	0.2534		0.556	0.827	-32.8	
Isopropyl ether	Ave	1.144	0.7998		1.00	0.827	-30.1	
Tert-butyl ethyl ether	Ave	0.7703	0.5135		1.00	0.827	-33.3	
2,2-Dichloropropane	Ave	0.3194	0.2705		0.700	0.827	-15.3	
cis-1,2-Dichloroethene	Ave	0.3148	0.2524	0.1000	0.663	0.827	-19.8	
2-Butanone (MEK)	Ave	0.2654	0.1826	0.1000	2.85	4.14	-31.2	
Propionitrile	Ave	0.0197	0.0205		4.31	4.14	4.1	
Methacrylonitrile	Ave	0.0670	0.0596		0.736	0.827	-11.0	
Chlorobromomethane	Ave	0.1798	0.1657		0.762	0.827	-7.9	
Tetrahydrofuran	Ave	0.0757	0.0718		1.57	1.65	-5.2	
Chloroform	Ave	0.5603	0.4181	0.2000	0.617	0.827	-25.4	
1,1,1-Trichloroethane	Ave	0.4614	0.2891	0.1000	0.518	0.827	-37.3	
Cyclohexane	Ave	0.5784	0.4105	0.1000	0.587	0.827	-29.0	
1,1-Dichloropropene	Ave	0.4494	0.3104		0.571	0.827	-30.9	

FORM VII
GC/MS VOA CONTINUING CALIBRATION DATA

Lab Name: TestAmerica Burlington Job No.: 200-28023-1

SDG No.: 200-28023

Lab Sample ID: CCVL 200-88791/4 Calibration Date: 05/27/2015 12:28

Instrument ID: CHL.i Calib Start Date: 05/20/2015 12:45

GC Column: DB-624 ID: 0.53(mm) Calib End Date: 05/20/2015 15:58

Lab File ID: 13776_04.D Conc. Units: ug/L Heated Purge: (Y/N) N

ANALYTE	CURVE TYPE	AVE RRF	RRF	MIN RRF	CALC AMOUNT	SPIKE AMOUNT	%D	MAX %D
Carbon tetrachloride	Ave	0.3875	0.2841	0.1000	0.606	0.827	-26.7	
Isobutyl alcohol	Ave	0.0097	0.0098		20.9	20.7	1.0	
Benzene	Ave	0.8790	0.6180	0.5000	0.582	0.827	-29.7	
1,2-Dichloroethane	Ave	0.2768	0.2160	0.1000	0.645	0.827	-22.0	
Tert-amyl methyl ether	Ave	0.6321	0.4666		1.00	0.827	-26.2	
n-Heptane	Ave	0.5069	0.3852		0.629	0.827	-24.0	
Trichloroethene	Ave	0.3690	0.2732	0.2000	0.613	0.827	-26.0	
Methylcyclohexane	Ave	0.4583	0.3298	0.1000	0.595	0.827	-28.1	
1,2-Dichloropropane	Ave	0.3809	0.2754	0.1000	0.598	0.827	-27.7	
Dibromomethane	Ave	0.2893	0.2642		0.756	0.827	-8.7	
Methyl methacrylate	Ave	0.3068	0.2670		0.720	0.827	-13.0	
1,4-Dioxane	Ave	1.058	0.9140		14.3	16.5	-13.6	
Dichlorobromomethane	Ave	0.5612	0.3951	0.2000	0.582	0.827	-29.6	
2-Chloroethyl vinyl ether	Ave	0.1546	0.1299		0.695	0.827	-16.0	
cis-1,3-Dichloropropene	Ave	0.4664	0.3506	0.2000	0.622	0.827	-24.8	
4-Methyl-2-pentanone (MIBK)	Ave	2.829	1.982	0.1000	2.90	4.14	-30.0	
Toluene	Ave	0.7446	0.5277	0.4000	0.586	0.827	-29.1	
trans-1,3-Dichloropropene	Ave	0.4756	0.4064	0.1000	0.707	0.827	-14.5	
Ethyl methacrylate	Ave	0.2441	0.2165		0.734	0.827	-11.3	
1,1,2-Trichloroethane	Ave	0.3469	0.2762	0.1000	0.659	0.827	-20.4	
Tetrachloroethene	Ave	0.5924	0.4194	0.2000	0.586	0.827	-29.2	
1,3-Dichloropropane	Ave	0.6471	0.5232		0.669	0.827	-19.2	
2-Hexanone	Ave	2.542	1.638	0.1000	2.66	4.14	-35.6	
Chlorodibromomethane	Ave	0.6091	0.4478	0.1000	0.608	0.827	-26.5	
Ethylene Dibromide	Ave	0.5595	0.4550	0.1000	0.673	0.827	-18.7	
Chlorobenzene	Ave	0.9233	0.6842	0.5000	0.613	0.827	-25.9	
1,1,1,2-Tetrachloroethane	Ave	0.4628	0.3160		0.565	0.827	-31.7	
Ethylbenzene	Ave	1.485	1.083	0.1000	0.603	0.827	-27.1	
m-Xylene & p-Xylene	Ave	0.5228	0.3860	0.1000	0.611	0.827	-26.2	
o-Xylene	Ave	0.5064	0.3758	0.3000	0.614	0.827	-25.8	
Styrene	Ave	0.7458	0.5698	0.3000	0.632	0.827	-23.6	
Bromoform	Ave	0.4790	0.3579	0.1000	0.618	0.827	-25.3	
Isopropylbenzene	Ave	2.681	2.094	0.1000	0.646	0.827	-21.9	
Bromobenzene	Ave	0.9001	0.7564		0.695	0.827	-16.0	
1,1,2,2-Tetrachloroethane	Ave	1.189	1.156	0.3000	0.804	0.827	-2.8	
1,2,3-Trichloropropane	Ave	0.2619	0.2457		0.776	0.827	-6.2	
trans-1,4-Dichloro-2-butene	Ave	0.1973	0.2040		0.855	0.827	3.4	
N-Propylbenzene	Ave	0.6639	0.4951		0.617	0.827	-25.4	
2-Chlorotoluene	Ave	0.6360	0.5160		0.671	0.827	-18.9	
1,3,5-Trimethylbenzene	Ave	1.900	1.501		0.654	0.827	-21.0	
4-Chlorotoluene	Ave	0.6429	0.5363		0.690	0.827	-16.6	

FORM VII
GC/MS VOA CONTINUING CALIBRATION DATA

Lab Name: TestAmerica Burlington Job No.: 200-28023-1

SDG No.: 200-28023

Lab Sample ID: CCVL 200-88791/4 Calibration Date: 05/27/2015 12:28

Instrument ID: CHL.i Calib Start Date: 05/20/2015 12:45

GC Column: DB-624 ID: 0.53(mm) Calib End Date: 05/20/2015 15:58

Lab File ID: 13776_04.D Conc. Units: ug/L Heated Purge: (Y/N) N

ANALYTE	CURVE TYPE	AVE RRF	RRF	MIN RRF	CALC AMOUNT	SPIKE AMOUNT	%D	MAX %D
tert-Butylbenzene	Ave	2.062	1.613		0.647	0.827	-21.8	
1,2,4-Trimethylbenzene	Ave	1.841	1.424		0.640	0.827	-22.7	
sec-Butylbenzene	Ave	2.768	2.252		0.673	0.827	-18.6	
1,3-Dichlorobenzene	Ave	1.374	1.265	0.6000	0.762	0.827	-7.9	
4-Isopropyltoluene	Ave	2.114	1.702		0.666	0.827	-19.5	
1,4-Dichlorobenzene	Ave	1.412	1.391	0.5000	0.815	0.827	-1.5	
1,2-Dichlorobenzene	Ave	1.276	1.159	0.4000	0.752	0.827	-9.1	
n-Butylbenzene	Ave	1.865	1.630		0.723	0.827	-12.6	
1,2-Dibromo-3-Chloropropane	Ave	0.2042	0.2798	0.0500	1.13	0.827	37.0	
1,2,4-Trichlorobenzene	Ave	0.8216	1.177	0.2000	1.19	0.827	43.3	
Hexachlorobutadiene	Ave	0.5329	1.037		1.61	0.827	94.6	
Naphthalene	Ave	1.218	2.938		2.00	0.827	141.2	
1,2,3-Trichlorobenzene	Ave	0.7032	1.410		1.66	0.827	100.5	
Dibromofluoromethane (Surr)	Ave	0.4646	0.3302		0.588	0.827	-28.9	
1,2-Dichloroethane-d4 (Surr)	Ave	0.2287	0.1788		0.647	0.827	-21.8	
Toluene-d8 (Surr)	Ave	1.045	0.7488		0.593	0.827	-28.3	
4-Bromofluorobenzene	Ave	1.263	1.157		0.758	0.827	-8.4	

TestAmerica Burlington
Target Compound Quantitation Report

Data File: \\BTV-LIMS1\ChromData\CHL.i\20150527-13776.b\13776_04.D
Lims ID: CCVL
Client ID:
Sample Type: CCVL
Inject. Date: 27-May-2015 12:28:30 ALS Bottle#: 4 Worklist Smp#: 4
Purge Vol: 5.000 mL Dil. Factor: 1.0000
Sample Info: 200-0013776-004
Misc. Info.: 1,5
Operator ID: NEA Instrument ID: CHL.i
Sublist: chrom-8260_L_W_Ver.2*sub6

Method: \\BTV-LIMS1\ChromData\CHL.i\20150527-13776.b\8260_L_W_Ver.2.m
Limit Group: VM_8260C_Limits
Last Update: 02-Jun-2015 15:18:23 Calib Date: 20-May-2015 15:58:30
Integrator: RTE ID Type: Deconvolution ID
Quant Method: Internal Standard Quant By: Initial Calibration
Last ICal File: \\BTV-LIMS1\ChromData\CHL.i\20150520-13688.b\13688_09.D

Column 1 : DB-624 (0.53 mm) Det: MS SCAN
Process Host: XAWRK013

First Level Reviewer: wilburj Date: 02-Jun-2015 15:18:23

	Compound	Sig	RT (min.)	Adj RT (min.)	Dlt RT (min.)	Q	Response	Cal Amt ug/l	OnCol Amt ug/l	Flags
	1 Dichlorodifluoromethane	85	2.628	2.628	0.000	99	43642	0.8272	0.5775	
	2 Chloromethane	50	2.885	2.885	0.000	98	35436	0.8272	0.5962	
	3 Vinyl chloride	62	3.033	3.033	0.000	98	37989	0.8272	0.6254	
	4 Butadiene	54	3.092	3.092	0.000	94	28297	0.8272	0.5947	
	6 Bromomethane	94	3.517	3.517	0.000	98	27339	0.8272	0.6837	
	7 Chloroethane	64	3.685	3.685	0.000	97	21838	0.8272	0.5848	
	8 Dichlorofluoromethane	67	4.001	4.001	0.000	98	71124	0.8272	0.5454	
	9 Trichlorofluoromethane	101	4.090	4.090	0.000	98	56755	0.8272	0.5889	
	10 1,2-Dichloro-1,1,2-trifluo	67	4.574	4.574	0.000	96	76960	0.8272	0.5819	
	11 Ethyl ether	59	4.584	4.584	0.000	58	23224	0.8272	0.6424	
	12 Acrolein	56	4.771	4.771	0.000	57	7608	4.13	5.22	
	13 1,1-Dichloroethene	96	4.949	4.949	0.000	95	32308	0.8272	0.5860	
	14 1,1,2-Trichloro-1,2,2-trif	101	4.959	4.959	0.000	92	55464	0.8272	0.4960	
	15 Acetone	43	5.048	5.048	0.000	86	56504	4.14	2.36	
	16 Iodomethane	142	5.196	5.196	0.000	97	43482	0.8272	0.7271	
	17 Carbon disulfide	76	5.305	5.305	0.000	99	122452	0.8272	0.8027	
	18 3-Chloro-1-propene	41	5.542	5.542	0.000	94	66708	0.8272	0.6229	
	19 Methyl acetate	74	5.601	5.601	0.000	98	22269	4.14	2.56	
	20 Methylene Chloride	84	5.759	5.759	0.000	98	116458	0.8272	0.7636	
*	21 TBA-d9 (IS)	65	5.838	5.838	0.000	97	2137055	500.0	500.0	
	22 2-Methyl-2-propanol	59	5.976	5.976	0.000	96	26200	8.27	6.99	
	23 Acrylonitrile	53	6.154	6.154	0.000	96	86075	8.27	7.53	
	24 trans-1,2-Dichloroethene	96	6.233	6.233	0.000	97	23283	0.8272	0.3976	
	25 Methyl tert-butyl ether	73	6.253	6.253	0.000	96	68345	0.8272	0.6138	
S	26 1,2-Dichloroethene, Total	96				0			1.06	
	27 Hexane	57	6.717	6.717	0.000	95	50511	0.8272	0.5994	
	28 1,1-Dichloroethane	63	6.935	6.935	0.000	98	69413	0.8272	0.5921	
	29 Vinyl acetate	86	7.053	7.053	0.000	100	5170	1.65	1.22	
	30 Isopropyl ether	45	7.093	7.093	0.000	90	124533	0.8272	0.5781	
	31 2-Chloro-1,3-butadiene	53	7.093	7.093	0.000	65	39464	0.8272	0.5557	

Compound	Sig	RT (min.)	Adj RT (min.)	Dlt RT (min.)	Q	Response	Cal Amt ug/l	OnCol Amt ug/l	Flags
32 Tert-butyl ethyl ether	59	7.705	7.705	0.000	96	79955	0.8272	0.5514	
* 33 2-Butanone-d5	46	7.843	7.843	0.000	98	3144510	125.0	125.0	
34 2,2-Dichloropropane	41	7.912	7.912	0.000	42	42113	0.8272	0.7004	M
35 cis-1,2-Dichloroethene	96	7.922	7.922	0.000	90	39304	0.8272	0.6633	
36 2-Butanone (MEK)	72	7.962	7.962	0.000	85	18999	4.14	2.85	
37 Propionitrile	54	8.041	8.041	0.000	92	15981	4.14	4.31	
38 Methacrylonitrile	67	8.317	8.317	0.000	20	9286	0.8272	0.7363	
39 Chlorobromomethane	128	8.327	8.327	0.000	22	25794	0.8272	0.7620	
40 Tetrahydrofuran	42	8.456	8.456	0.000	88	22347	1.65	1.57	M
41 Chloroform	83	8.475	8.475	0.000	96	65101	0.8272	0.6172	
$ 42 Dibromofluoromethane (Surr	113	8.732	8.732	0.000	56	51412	0.8272	0.5879	7
43 1,1,1-Trichloroethane	97	8.792	8.792	0.000	95	45016	0.8272	0.5183	
44 Cyclohexane	56	8.910	8.910	0.000	96	63921	0.8272	0.5870	
45 1,1-Dichloropropene	75	9.078	9.078	0.000	91	48328	0.8272	0.5713	
46 Carbon tetrachloride	117	9.088	9.088	0.000	86	44230	0.8272	0.6064	
47 Isobutyl alcohol	43	9.295	9.295	0.000	86	38126	20.7	20.9	
$ 48 1,2-Dichloroethane-d4 (Sur	65	9.325	9.325	0.000	67	27846	0.8272	0.6469	
49 Benzene	78	9.434	9.434	0.000	97	96229	0.8272	0.5816	
50 1,2-Dichloroethane	62	9.453	9.453	0.000	61	33626	0.8272	0.6453	
51 Tert-amyl methyl ether	73	9.661	9.661	0.000	96	72656	0.8272	0.6106	
* 52 Fluorobenzene	96	9.908	9.908	0.000	97	4706060	25.0	25.0	
53 n-Heptane	43	9.937	9.937	0.000	36	59986	0.8272	0.6286	
54 Trichloroethene	95	10.570	10.570	0.000	97	42545	0.8272	0.6125	
55 Methylcyclohexane	83	10.905	10.905	0.000	84	51347	0.8272	0.5952	
56 1,2-Dichloropropane	63	10.945	10.945	0.000	94	42881	0.8272	0.5980	
* 57 1,4-Dioxane-d8	96	11.103	11.103	0.000	85	188901	500.0	500.0	
58 Dibromomethane	93	11.152	11.152	0.000	97	41139	0.8272	0.7555	
59 Methyl methacrylate	69	11.182	11.182	0.000	97	31749	0.8272	0.7199	
60 1,4-Dioxane	88	11.202	11.202	0.000	36	5713	16.5	14.3	
61 Dichlorobromomethane	83	11.429	11.429	0.000	98	61522	0.8272	0.5824	
62 2-Chloroethyl vinyl ether	63	12.002	12.002	0.000	92	20219	0.8272	0.6949	
63 cis-1,3-Dichloropropene	75	12.249	12.249	0.000	95	54590	0.8272	0.6218	
64 4-Methyl-2-pentanone (MIBK	43	12.525	12.525	0.000	96	206166	4.14	2.90	
$ 65 Toluene-d8 (Surr)	98	12.753	12.753	0.000	98	89036	0.8272	0.5930	
66 Toluene	92	12.871	12.871	0.000	95	62739	0.8272	0.5862	
67 trans-1,3-Dichloropropene	75	13.276	13.276	0.000	99	48326	0.8272	0.7069	
68 Ethyl methacrylate	69	13.483	13.483	0.000	94	33708	0.8272	0.7337	
69 1,1,2-Trichloroethane	83	13.612	13.612	0.000	96	32845	0.8272	0.6587	
70 Tetrachloroethene	166	13.928	13.928	0.000	96	49863	0.8272	0.5856	
71 1,3-Dichloropropane	76	13.948	13.948	0.000	99	62209	0.8272	0.6688	
72 2-Hexanone	43	14.145	14.145	0.000	100	170388	4.14	2.66	
73 Chlorodibromomethane	129	14.402	14.402	0.000	98	53245	0.8272	0.6082	
74 Ethylene Dibromide	107	14.639	14.639	0.000	97	54104	0.8272	0.6727	
* 75 Chlorobenzene-d5	117	15.657	15.657	0.000	89	3593442	25.0	25.0	
76 Chlorobenzene	112	15.726	15.726	0.000	95	81349	0.8272	0.6129	
77 1,1,1,2-Tetrachloroethane	131	15.894	15.894	0.000	94	37575	0.8272	0.5649	
78 Ethylbenzene	91	15.983	15.983	0.000	99	128776	0.8272	0.6033	
79 m-Xylene & p-Xylene	106	16.269	16.269	0.000	97	45897	0.8272	0.6107	
S 80 Xylenes, Total	106				0		1.65	1.22	
81 o-Xylene	106	17.198	17.198	0.000	92	44685	0.8272	0.6139	
82 Styrene	104	17.227	17.227	0.000	93	67750	0.8272	0.6320	
83 Bromoform	173	17.622	17.622	0.000	93	42548	0.8272	0.6180	

Compound	Sig	RT (min.)	Adj RT (min.)	Dlt RT (min.)	Q	Response	Cal Amt ug/l	OnCol Amt ug/l	Flags
84 Isopropylbenzene	105	18.037	18.037	0.000	95	131556	0.8272	0.6461	
$ 85 4-Bromofluorobenzene	95	18.314	18.314	0.000	87	72664	0.8272	0.7576	
86 Bromobenzene	156	18.571	18.571	0.000	98	47518	0.8272	0.6952	
87 1,1,2,2-Tetrachloroethane	83	18.580	18.580	0.000	97	72641	0.8272	0.8044	
88 1,2,3-Trichloropropane	110	18.650	18.650	0.000	31	15432	0.8272	0.7759	
89 trans-1,4-Dichloro-2-buten	53	18.679	18.679	0.000	76	12813	0.8272	0.8552	
90 N-Propylbenzene	120	18.788	18.788	0.000	98	31105	0.8272	0.6169	
91 2-Chlorotoluene	126	18.906	18.906	0.000	97	32417	0.8272	0.6711	
92 1,3,5-Trimethylbenzene	105	19.064	19.064	0.000	75	94300	0.8272	0.6536	
93 4-Chlorotoluene	126	19.064	19.064	0.000	97	33689	0.8272	0.6900	
94 tert-Butylbenzene	119	19.509	19.509	0.000	92	101360	0.8272	0.6472	
95 1,2,4-Trimethylbenzene	105	19.578	19.578	0.000	94	89442	0.8272	0.6396	
96 sec-Butylbenzene	105	19.805	19.805	0.000	99	141493	0.8272	0.6732	
97 1,3-Dichlorobenzene	146	19.934	19.934	0.000	94	79465	0.8272	0.7615	
98 4-Isopropyltoluene	119	19.993	19.993	0.000	95	106922	0.8272	0.6660	
* 99 1,4-Dichlorobenzene-d4	152	20.003	20.003	0.000	98	1898581	25.0	25.0	
100 1,4-Dichlorobenzene	146	20.032	20.032	0.000	92	87362	0.8272	0.8148	
101 n-Butylbenzene	91	20.467	20.467	0.000	99	102378	0.8272	0.7228	
102 1,2-Dichlorobenzene	146	20.467	20.467	0.000	83	72807	0.8272	0.7516	
103 1,2-Dibromo-3-Chloropropan	75	21.257	21.257	0.000	93	17575	0.8272	1.13	
104 1,2,4-Trichlorobenzene	180	22.087	22.087	0.000	94	73970	0.8272	1.19	
105 Hexachlorobutadiene	225	22.265	22.265	0.000	67	65146	0.8272	1.61	
106 Naphthalene	128	22.354	22.354	0.000	98	184555	0.8272	2.00	
107 1,2,3-Trichlorobenzene	180	22.610	22.610	0.000	95	88559	0.8272	1.66	

QC Flag Legend

Processing Flags

7 - Failed Limit of Detection

Review Flags

M - Manually Integrated

Reagents:

8260cal.A_00020	Amount Added:	0.05	Units: uL	
8260cal.Bcorp_00014	Amount Added:	0.05	Units: uL	
8260IScorp._00015	Amount Added:	2.50	Units: uL	Run Reagent

Report Date: 02-Jun-2015 15:18:23 Chrom Revision: 2.2 05-May-2015 11:39:10

TestAmerica Burlington

Data File: \\BTV-LIMS1\ChromData\CHL.i\20150527-13776.b\13776_04.D

Injection Date:	27-May-2015 12:28:30	Instrument ID:	CHL.i	Operator ID:	NEA
Lims ID:	CCVL			Worklist Smp#:	4
Client ID:					
Purge Vol:	5.000 mL	Dil. Factor:	1.0000	ALS Bottle#:	4
Method:	8260_L_W_Ver.2	Limit Group:	VM_8260C_Limits		

Column: DB-624 (0.53 mm)

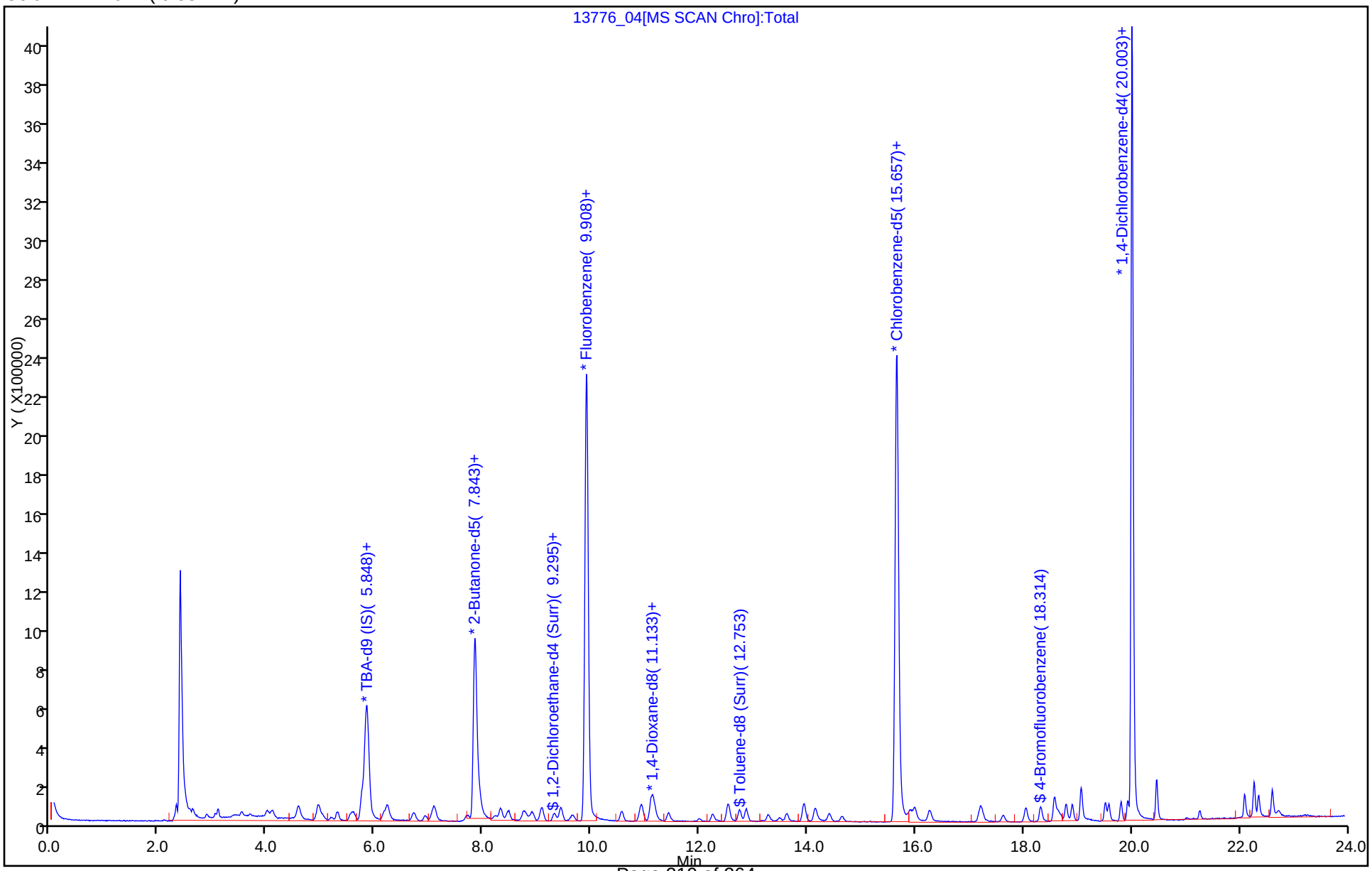

Manual Integration/User Assign Peak Report

TestAmerica Burlington

Data File: \\BTV-LIMS1\ChromData\CHL.i\20150527-13776.b\13776_04.D
Injection Date: 27-May-2015 12:28:30 Instrument ID: CHL.i
Lims ID: CCVL
Client ID:
Operator ID: NEA ALS Bottle#: 4 Worklist Smp#: 4
Purge Vol: 5.000 mL Dil. Factor: 1.0000
Method: 8260_L_W_Ver.2 Limit Group: VM_8260C_Limits
Column: DB-624 (0.53 mm) Detector MS SCAN

34 2,2-Dichloropropane, CAS: 594-20-7

Processing Integration Results

RT: 7.91
Area: 29929
Amount: 0.497768
Amount Units: ug/l

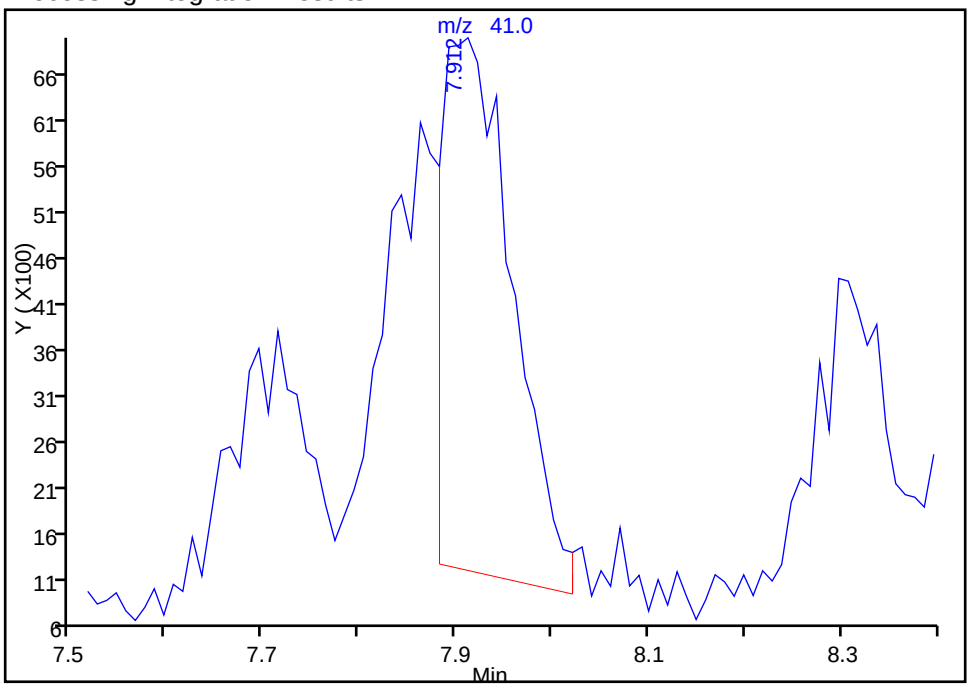

Manual Integration Results

RT: 7.91
Area: 42113
Amount: 0.700408
Amount Units: ug/l

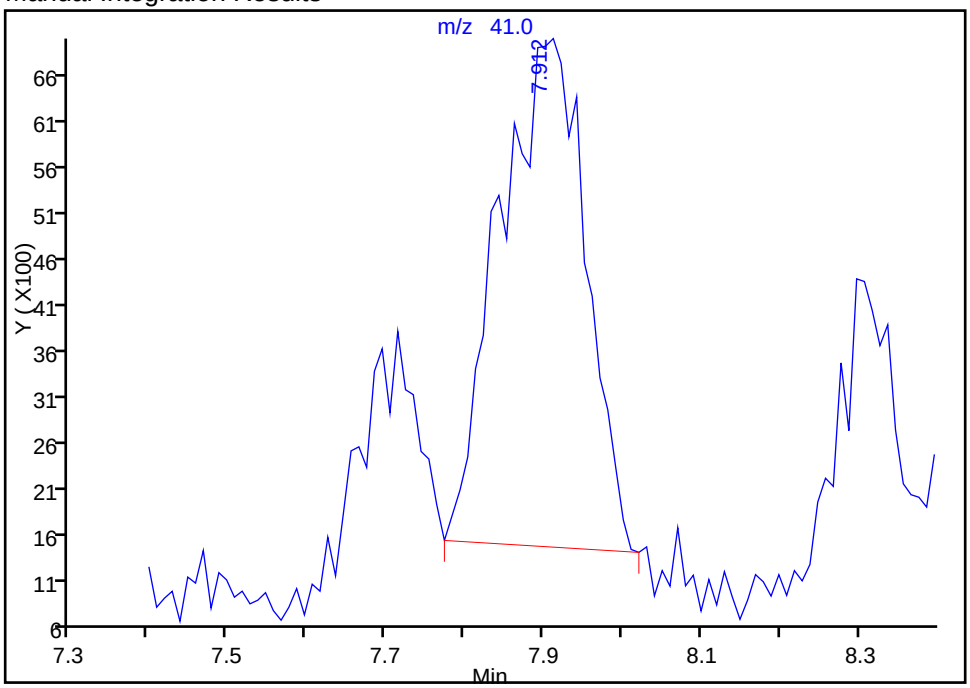

Reviewer: archern, 27-May-2015 13:20:11
Audit Action: Manually Integrated
Audit Reason: Baseline Event

TestAmerica Burlington

Data File: \\BTV-LIMS1\ChromData\CHL.i\20150527-13776.b\13776_04.D
Injection Date: 27-May-2015 12:28:30 Instrument ID: CHL.i
Lims ID: CCVL
Client ID:
Operator ID: NEA ALS Bottle#: 4 Worklist Smp#: 4
Purge Vol: 5.000 mL Dil. Factor: 1.0000
Method: 8260_L_W_Ver.2 Limit Group: VM_8260C_Limits
Column: DB-624 (0.53 mm) Detector MS SCAN

40 Tetrahydrofuran, CAS: 109-99-9

Processing Integration Results

RT: 8.43
Area: 12930
Amount: 0.907057
Amount Units: ug/l

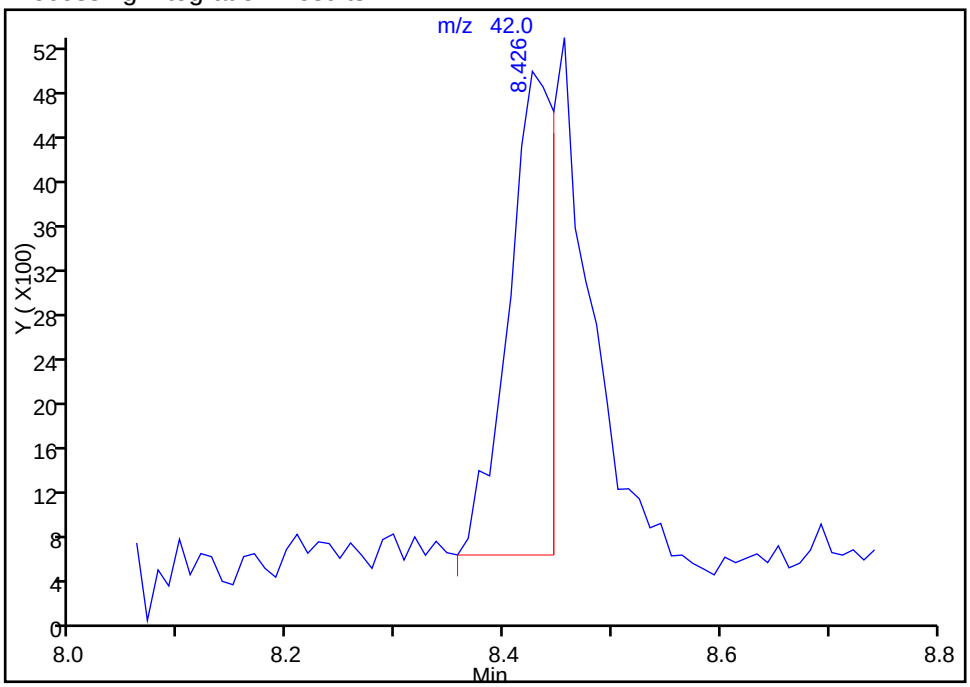

Manual Integration Results

RT: 8.46
Area: 22347
Amount: 1.567672
Amount Units: ug/l

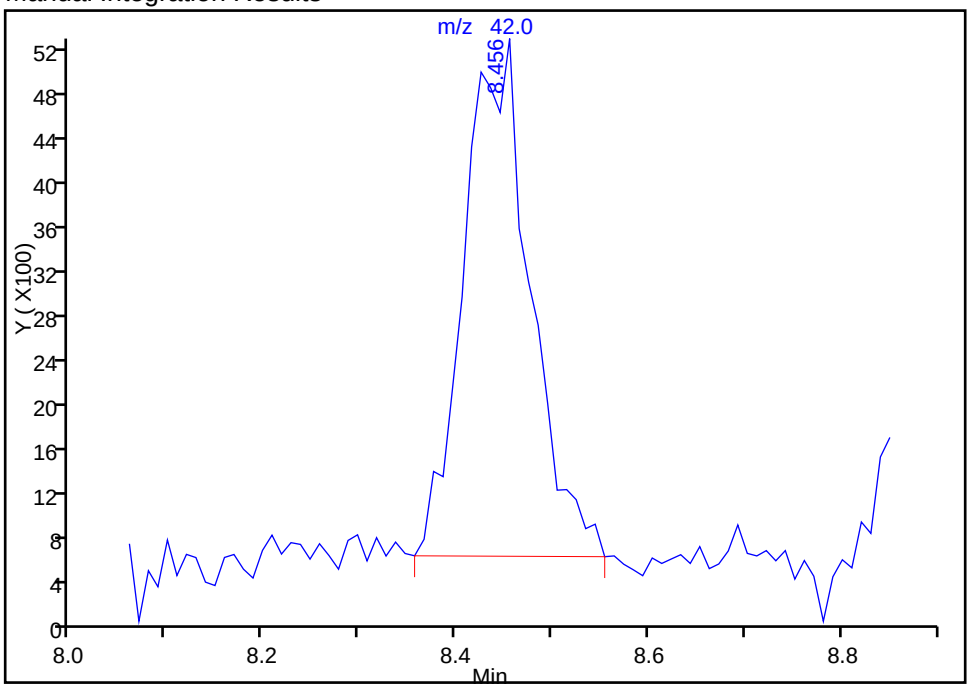

Reviewer: archern, 27-May-2015 13:21:12
Audit Action: Manually Integrated
Audit Reason: Baseline Event

TestAmerica Burlington
Target Compound Quantitation Report

Data File:	\\BTV-LIMS1\ChromData\CHL.i\20150520-13688.b\13688_01.D				
Lims ID:	BFB				
Client ID:					
Sample Type:	BFB				
Inject. Date:	20-May-2015 11:46:30	ALS Bottle#:	1	Worklist Smp#:	1
Injection Vol:	2.0 uL	Dil. Factor:	1.0000		
Sample Info:	200-0013688-001				
Misc. Info.:	1,5				
Operator ID:	JSW	Instrument ID:	CHL.i		
Method:	\\BTV-LIMS1\ChromData\CHL.i\20150520-13688.b\8260_L_W_Ver.2.m				
Limit Group:	VM_8260C_Limits				
Last Update:	21-May-2015 12:44:34	Calib Date:	20-May-2015 15:58:30		
Integrator:	RTE	ID Type:	Deconvolution ID		
Quant Method:	Internal Standard	Quant By:	Initial Calibration		
Last ICal File:	\\BTV-LIMS1\ChromData\CHL.i\20150520-13688.b\13688_09.D				
Column 1 :	DB-624 (0.53 mm)		Det: MS SCAN		
Process Host:	XAWRK015				
First Level Reviewer: wilburj		Date:	20-May-2015 12:17:00		

Compound	Sig	RT (min.)	Adj RT (min.)	Dlt RT (min.)	Q	Response	Cal Amt ug/l	OnCol Amt ug/l	Flags
$ 5 BFB	95	3.544	3.544	0.000	86	1172719	NR	NR	7

QC Flag Legend

Processing Flags
NR - Missing Quant Standard
7 - Failed Limit of Detection

Reagents:

VMBFBw_00016 Amount Added: 2.00 Units: uL

MS Tune Report

TestAmerica Burlington

Data File: \\BTV-LIMS1\ChromData\CHL.i\20150520-13688.b\13688_01.D
Injection Date: 20-May-2015 11:46:30 Instrument ID: CHL.i
Lims ID: BFB
Client ID:
Operator ID: JSW ALS Bottle#: 1 Worklist Smp#: 1
Injection Vol: 2.0 uL Dil. Factor: 1.0000
Method: 8260_L_W_Ver.2 Limit Group: VM_8260C_Limits
Tune Method: BFB Method 8260

$ 5 BFB

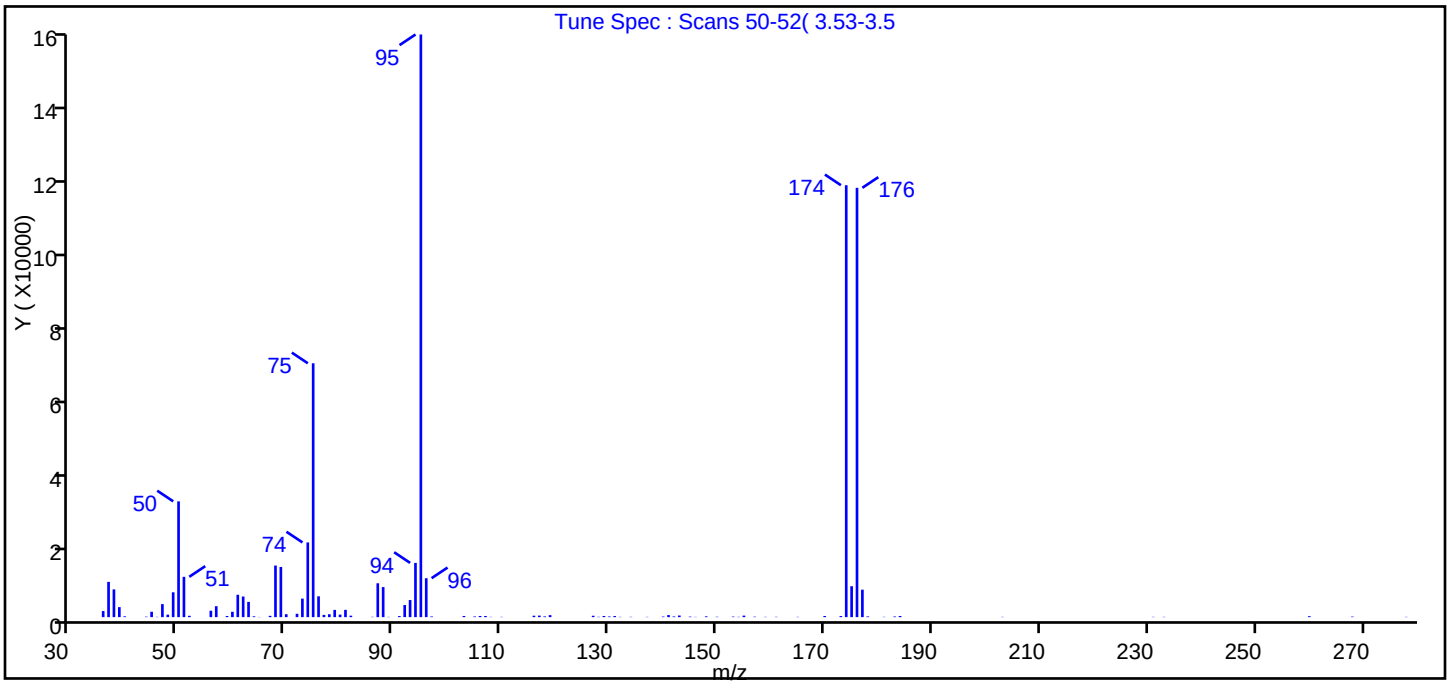

m/z	Ion Abundance Criteria	% Relative Abundance
95	Base peak, 100% relative abundance	100.0
50	15 to 40% of m/z 95	19.9
75	30 to 60% of m/z 95	43.6
96	5 to 9% of m/z 95	6.7
173	Less than 2% of m/z 174	0.2 (0.3)
174	50 to 120% of m/z 95	74.1
175	5 to 9% of m/z 174	5.3 (7.2)
176	Greater than 95% but less than 101% of m/z 174	73.7 (99.4)
177	5 to 9% of m/z 176	4.7 (6.4)

Data File: \\BTV-LIMS1\ChromData\CHL.i\20150520-13688.b\13688_01.D\8260_L_W_Ver.2.rslt\spectra.d
Injection Date: 20-May-2015 11:46:30
Spectrum: Tune Spec : Scans 50-52(3.53-3.5
Base Peak: 95.00
Minimum % Base Peak: 0
Number of Points: 98

m/z	Y	m/z	Y	m/z	Y	m/z	Y
36.00	1629	69.00	13391	105.00	180	153.00	146
37.00	9414	70.00	781	106.00	303	154.00	83
38.00	7406	72.00	903	107.00	305	155.00	409
39.00	2674	73.00	4948	108.00	68	157.00	121
40.00	216	74.00	19944	110.00	77	159.00	79
44.00	129	75.00	67760	116.00	382	161.00	86
45.00	1444	76.00	5559	117.00	416	165.00	77
46.00	74	77.00	599	118.00	203	170.00	304
47.00	3478	78.00	777	119.00	529	173.00	292
48.00	670	79.00	1933	127.00	370	174.00	115288
49.00	6636	80.00	670	128.00	90	175.00	8253
50.00	30904	81.00	1941	129.00	306	176.00	114592
51.00	10765	82.00	394	130.00	172	177.00	7332
52.00	358	86.00	86	131.00	289	178.00	192
56.00	1716	87.00	9044	132.00	75	181.00	81
57.00	2922	88.00	8021	134.00	87	183.00	176
59.00	302	89.00	71	137.00	74	184.00	307
60.00	1434	91.00	282	140.00	156	203.00	72
61.00	5974	92.00	3239	141.00	551	231.00	80
62.00	5505	93.00	4567	142.00	184	233.00	75
63.00	4074	94.00	14477	143.00	435	260.00	253
64.00	217	95.00	155520	145.00	145	268.00	143
65.00	51	96.00	10392	146.00	67	278.00	74
67.00	349	97.00	176	148.00	213		
68.00	13774	103.00	315	150.00	101		

TestAmerica Burlington
Target Compound Quantitation Report

Data File:	\\BTV-LIMS1\ChromData\CHL.i\20150527-13776.b\13776_01.D				
Lims ID:	BFB				
Client ID:					
Sample Type:	BFB				
Inject. Date:	27-May-2015 11:00:30	ALS Bottle#:	1	Worklist Smp#:	1
Injection Vol:	2.0 uL	Dil. Factor:	1.0000		
Sample Info:	200-0013776-001				
Misc. Info.:	1,5				
Operator ID:	NEA	Instrument ID:	CHL.i		
Method:	\\BTV-LIMS1\ChromData\CHL.i\20150527-13776.b\8260_L_W_Ver.2.m				
Limit Group:	VM_8260C_Limits				
Last Update:	29-May-2015 11:22:56	Calib Date:	20-May-2015 15:58:30		
Integrator:	RTE	ID Type:	Deconvolution ID		
Quant Method:	Internal Standard	Quant By:	Initial Calibration		
Last ICal File:	\\BTV-LIMS1\ChromData\CHL.i\20150520-13688.b\13688_09.D				
Column 1 :	DB-624 (0.53 mm)		Det: MS SCAN		
Process Host:	XAWRK030				

Compound	Sig	RT (min.)	Adj RT (min.)	Dlt RT (min.)	Q	Response	Cal Amt ug/l	OnCol Amt ug/l	Flags
$ 5 BFB	95	3.544	3.544	0.000	87	1127735	NR	NR	7

QC Flag Legend

Processing Flags
NR - Missing Quant Standard
7 - Failed Limit of Detection

Reagents:

VMBFBw_00016 Amount Added: 2.00 Units: uL

MS Tune Report

TestAmerica Burlington

Data File: \\BTV-LIMS1\ChromData\CHL.i\20150527-13776.b\13776_01.D
Injection Date: 27-May-2015 11:00:30 Instrument ID: CHL.i
Lims ID: BFB
Client ID:
Operator ID: NEA ALS Bottle#: 1 Worklist Smp#: 1
Injection Vol: 2.0 uL Dil. Factor: 1.0000
Method: 8260_L_W_Ver.2 Limit Group: VM_8260C_Limits
Tune Method: BFB Method 8260

$ 5 BFB

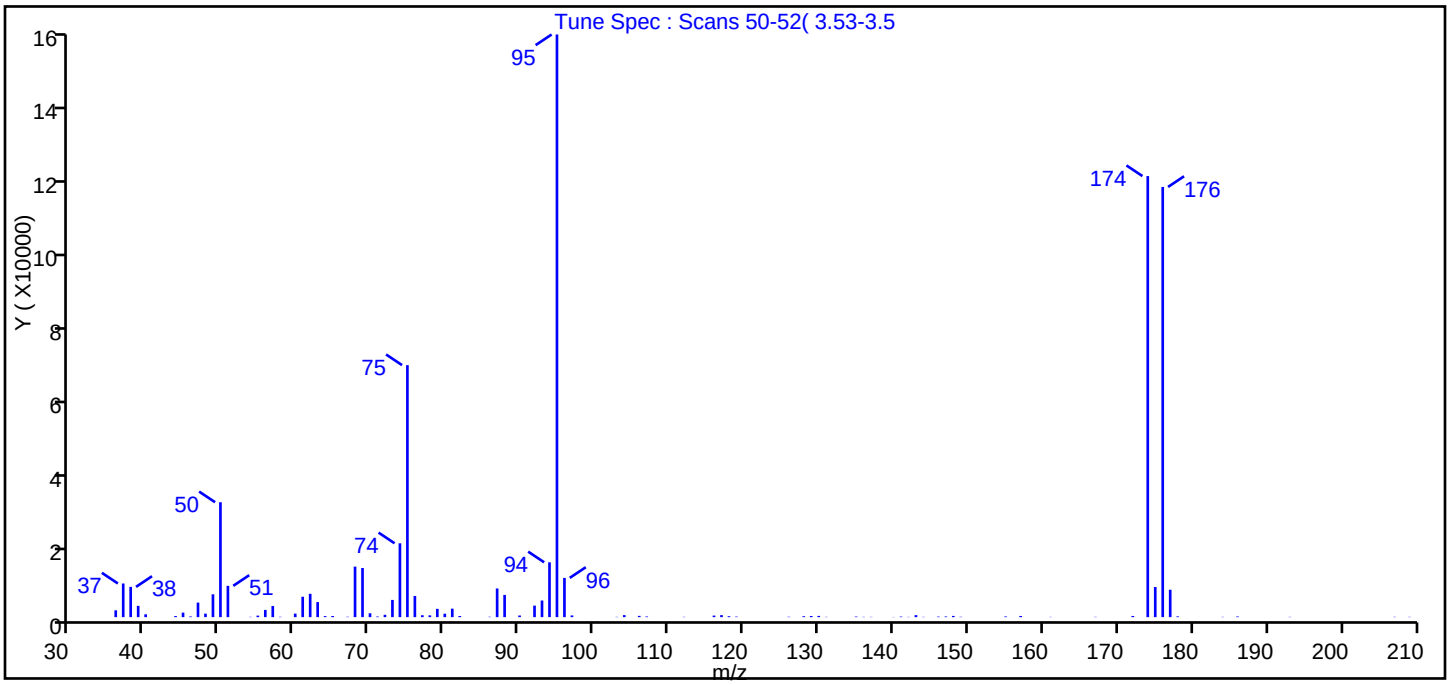

m/z	Ion Abundance Criteria	% Relative Abundance
95	Base peak, 100% relative abundance	100.0
50	15 to 40% of m/z 95	19.7
75	30 to 60% of m/z 95	43.3
96	5 to 9% of m/z 95	6.7
173	Less than 2% of m/z 174	0.0 (0.0)
174	50 to 120% of m/z 95	75.7
175	5 to 9% of m/z 174	5.2 (6.8)
176	Greater than 95% but less than 101% of m/z 174	73.8 (97.5)
177	5 to 9% of m/z 176	4.7 (6.4)

Data File: \\BTV-LIMS1\ChromData\CHL.i\20150527-13776.b\13776_01.D\8260_L_W_Ver.2.rslt\spectra.d
Injection Date: 27-May-2015 11:00:30
Spectrum: Tune Spec : Scans 50-52(3.53-3.5
Base Peak: 95.00
Minimum % Base Peak: 0
Number of Points: 91

m/z	Y	m/z	Y	m/z	Y	m/z	Y
36.00	1822	65.00	307	94.00	14595	142.00	68
37.00	8958	67.00	104	95.00	155072	143.00	530
38.00	8057	68.00	13452	96.00	10447	144.00	75
39.00	3003	69.00	13073	97.00	455	146.00	142
40.00	752	70.00	1030	103.00	76	147.00	176
44.00	291	71.00	162	104.00	536	148.00	324
45.00	1204	72.00	624	106.00	339	149.00	97
46.00	180	73.00	4584	107.00	175	155.00	181
47.00	3873	74.00	19656	112.00	78	157.00	312
48.00	930	75.00	67072	116.00	413	161.00	67
49.00	6077	76.00	5643	117.00	534	167.00	78
50.00	30584	77.00	505	118.00	247	172.00	315
51.00	8332	78.00	472	119.00	139	174.00	117384
54.00	78	79.00	2208	126.00	104	175.00	8018
55.00	406	80.00	916	128.00	241	176.00	114496
56.00	1927	81.00	2258	129.00	304	177.00	7298
57.00	2962	82.00	299	130.00	325	178.00	196
58.00	98	86.00	98	131.00	74	184.00	74
60.00	938	87.00	7631	135.00	157	186.00	176
61.00	5425	88.00	5910	136.00	77	193.00	72
62.00	6207	90.00	436	137.00	69	207.00	85
63.00	4008	92.00	3066	140.00	46	209.00	74
64.00	277	93.00	4427	141.00	153		

FORM I
GC/MS VOA ORGANICS ANALYSIS DATA SHEET

Lab Name: TestAmerica Burlington Job No.: 200-28023-1

SDG No.: 200-28023

Client Sample ID: Lab Sample ID: MB 200-88791/5

Matrix: Water Lab File ID: 13776_05.D

Analysis Method: 8260C Date Collected:

Sample wt/vol: 5(mL) Date Analyzed: 05/27/2015 13:02

Soil Aliquot Vol: Dilution Factor: 1

Soil Extract Vol.: GC Column: DB-624 ID: 0.53(mm)

% Moisture: Level: (low/med) Low

Analysis Batch No.: 88791 Units: ug/L

CAS NO.	COMPOUND NAME	RESULT	Q	LOQ	LOD	DL
75-71-8	Dichlorodifluoromethane	0.40	U	1.0	0.40	0.27
74-87-3	Chloromethane	0.40	U	1.0	0.40	0.34
75-01-4	Vinyl chloride	0.40	U	1.0	0.40	0.23
74-83-9	Bromomethane	0.40	U	1.0	0.40	0.34
75-00-3	Chloroethane	0.40	U	1.0	0.40	0.37
75-69-4	Trichlorofluoromethane	0.40	U	1.0	0.40	0.30
75-35-4	1,1-Dichloroethene	0.40	U	1.0	0.40	0.19
76-13-1	1,1,2-Trichloro-1,2,2-trifluoroethane	0.40	U	1.0	0.40	0.24
67-64-1	Acetone	1.9	U	5.0	1.9	1.7
74-88-4	Iodomethane	0.40	U	1.0	0.40	0.23
75-15-0	Carbon disulfide	0.40	U	1.0	0.40	0.21
79-20-9	Methyl acetate	1.9	U	5.0	1.9	0.87
75-09-2	Methylene Chloride	0.251	J	1.0	0.40	0.23
156-60-5	trans-1,2-Dichloroethene	0.40	U	1.0	0.40	0.23
540-59-0	1,2-Dichloroethene, Total	0.40	U	2.0	0.40	0.22
1634-04-4	Methyl tert-butyl ether	0.40	U	1.0	0.40	0.21
75-34-3	1,1-Dichloroethane	0.40	U	1.0	0.40	0.21
108-05-4	Vinyl acetate	0.80	U	5.0	0.80	0.53
594-20-7	2,2-Dichloropropane	0.80	U	1.0	0.80	0.47
156-59-2	cis-1,2-Dichloroethene	0.40	U	1.0	0.40	0.22
78-93-3	2-Butanone (MEK)	1.9	U	5.0	1.9	1.3
74-97-5	Chlorobromomethane	0.40	U	1.0	0.40	0.26
109-99-9	Tetrahydrofuran	1.6	U	2.0	1.6	0.94
67-66-3	Chloroform	0.40	U	1.0	0.40	0.20
71-55-6	1,1,1-Trichloroethane	0.40	U	1.0	0.40	0.20
110-82-7	Cyclohexane	0.40	U	1.0	0.40	0.22
563-58-6	1,1-Dichloropropene	0.40	U	1.0	0.40	0.19
56-23-5	Carbon tetrachloride	0.40	U	1.0	0.40	0.22
78-83-1	Isobutyl alcohol	9.7	U	50	9.7	9.0
71-43-2	Benzene	0.40	U	1.0	0.40	0.19
107-06-2	1,2-Dichloroethane	0.40	U	1.0	0.40	0.19
79-01-6	Trichloroethene	0.40	U	1.0	0.40	0.18
108-87-2	Methylcyclohexane	0.40	U	1.0	0.40	0.20
78-87-5	1,2-Dichloropropane	0.40	U	1.0	0.40	0.24
74-95-3	Dibromomethane	0.40	U	1.0	0.40	0.24

FORM I
GC/MS VOA ORGANICS ANALYSIS DATA SHEET

Lab Name: TestAmerica Burlington Job No.: 200-28023-1

SDG No.: 200-28023

Client Sample ID: Lab Sample ID: MB 200-88791/5

Matrix: Water Lab File ID: 13776_05.D

Analysis Method: 8260C Date Collected:

Sample wt/vol: 5(mL) Date Analyzed: 05/27/2015 13:02

Soil Aliquot Vol: Dilution Factor: 1

Soil Extract Vol.: GC Column: DB-624 ID: 0.53(mm)

% Moisture: Level: (low/med) Low

Analysis Batch No.: 88791 Units: ug/L

CAS NO.	COMPOUND NAME	RESULT	Q	LOQ	LOD	DL
123-91-1	1,4-Dioxane	16	U	40	16	6.2
75-27-4	Dichlorobromomethane	0.40	U	1.0	0.40	0.20
110-75-8	2-Chloroethyl vinyl ether	0.40	U	1.0	0.40	0.18
10061-01-5	cis-1,3-Dichloropropene	0.40	U	1.0	0.40	0.22
108-10-1	4-Methyl-2-pentanone (MIBK)	1.9	U	5.0	1.9	0.82
108-88-3	Toluene	0.40	U	1.0	0.40	0.22
10061-02-6	trans-1,3-Dichloropropene	0.40	U	1.0	0.40	0.26
79-00-5	1,1,2-Trichloroethane	0.40	U	1.0	0.40	0.24
127-18-4	Tetrachloroethene	0.40	U	1.0	0.40	0.22
142-28-9	1,3-Dichloropropane	0.40	U	1.0	0.40	0.20
591-78-6	2-Hexanone	1.9	U	5.0	1.9	1.2
124-48-1	Chlorodibromomethane	0.40	U	1.0	0.40	0.22
106-93-4	Ethylene Dibromide	0.40	U	1.0	0.40	0.22
108-90-7	Chlorobenzene	0.40	U	1.0	0.40	0.18
630-20-6	1,1,1,2-Tetrachloroethane	0.40	U	1.0	0.40	0.20
100-41-4	Ethylbenzene	0.40	U	1.0	0.40	0.20
179601-23-1	m-Xylene & p-Xylene	0.40	U	1.0	0.40	0.21
95-47-6	o-Xylene	0.40	U	1.0	0.40	0.23
1330-20-7	Xylenes, Total	0.40	U	2.0	0.40	0.21
100-42-5	Styrene	0.40	U	1.0	0.40	0.26
75-25-2	Bromoform	0.40	U	1.0	0.40	0.23
98-82-8	Isopropylbenzene	0.40	U	1.0	0.40	0.22
108-86-1	Bromobenzene	0.40	U	1.0	0.40	0.21
79-34-5	1,1,2,2-Tetrachloroethane	0.40	U	1.0	0.40	0.27
96-18-4	1,2,3-Trichloropropane	0.40	U	1.0	0.40	0.29
103-65-1	N-Propylbenzene	0.40	U	1.0	0.40	0.19
95-49-8	2-Chlorotoluene	0.40	U	1.0	0.40	0.23
106-43-4	4-Chlorotoluene	0.40	U	1.0	0.40	0.26
108-67-8	1,3,5-Trimethylbenzene	0.40	U	1.0	0.40	0.22
98-06-6	tert-Butylbenzene	0.40	U	1.0	0.40	0.20
95-63-6	1,2,4-Trimethylbenzene	0.40	U	1.0	0.40	0.21
135-98-8	sec-Butylbenzene	0.40	U	1.0	0.40	0.21
99-87-6	4-Isopropyltoluene	0.40	U	1.0	0.40	0.22
541-73-1	1,3-Dichlorobenzene	0.40	U	1.0	0.40	0.20
106-46-7	1,4-Dichlorobenzene	0.40	U	1.0	0.40	0.26
95-50-1	1,2-Dichlorobenzene	0.40	U	1.0	0.40	0.23

FORM I
GC/MS VOA ORGANICS ANALYSIS DATA SHEET

Lab Name: TestAmerica Burlington Job No.: 200-28023-1

SDG No.: 200-28023

Client Sample ID: Lab Sample ID: MB 200-88791/5

Matrix: Water Lab File ID: 13776_05.D

Analysis Method: 8260C Date Collected:

Sample wt/vol: 5(mL) Date Analyzed: 05/27/2015 13:02

Soil Aliquot Vol: Dilution Factor: 1

Soil Extract Vol.: GC Column: DB-624 ID: 0.53(mm)

% Moisture: Level: (low/med) Low

Analysis Batch No.: 88791 Units: ug/L

CAS NO.	COMPOUND NAME	RESULT	Q	LOQ	LOD	DL
104-51-8	n-Butylbenzene	0.40	U	1.0	0.40	0.20
96-12-8	1,2-Dibromo-3-Chloropropane	0.40	U	1.0	0.40	0.24
120-82-1	1,2,4-Trichlorobenzene	0.40	U	1.0	0.40	0.21
87-68-3	Hexachlorobutadiene	0.40	U	1.0	0.40	0.29
91-20-3	Naphthalene	0.430	J	1.0	0.40	0.31
87-61-6	1,2,3-Trichlorobenzene	0.294	J	1.0	0.40	0.26

CAS NO.	SURROGATE	%REC	Q	LIMITS
17060-07-0	1,2-Dichloroethane-d4 (Surr)	106		80-120
2037-26-5	Toluene-d8 (Surr)	106		80-120
460-00-4	4-Bromofluorobenzene	106		80-125
1868-53-7	Dibromofluoromethane (Surr)	109		50-150

TestAmerica Burlington
Target Compound Quantitation Report

Data File: \\BTV-LIMS1\ChromData\CHL.i\20150527-13776.b\13776_05.D
Lims ID: MB
Client ID:
Sample Type: MB
Inject. Date: 27-May-2015 13:02:30 ALS Bottle#: 5 Worklist Smp#: 5
Purge Vol: 5.000 mL Dil. Factor: 1.0000
Sample Info: 200-0013776-005
Misc. Info.: 1,5
Operator ID: NEA Instrument ID: CHL.i

Method: \\BTV-LIMS1\ChromData\CHL.i\20150527-13776.b\8260_L_W_Ver.2.m
Limit Group: VM_8260C_Limits
Last Update: 02-Jun-2015 15:57:56 Calib Date: 20-May-2015 15:58:30
Integrator: RTE ID Type: Deconvolution ID
Quant Method: Internal Standard Quant By: Initial Calibration
Last ICal File: \\BTV-LIMS1\ChromData\CHL.i\20150520-13688.b\13688_09.D

Column 1 : DB-624 (0.53 mm) Det: MS SCAN
Process Host: XAWRK013

First Level Reviewer: archern Date: 27-May-2015 13:49:42

	Compound	Sig	RT (min.)	Adj RT (min.)	Dlt RT (min.)	Q	Response	Cal Amt ug/l	OnCol Amt ug/l	Flags
	1 Dichlorodifluoromethane	85		2.628					ND	
	2 Chloromethane	50		2.885					ND	
	3 Vinyl chloride	62		3.033					ND	
	4 Butadiene	54		3.092					ND	
	6 Bromomethane	94		3.517					ND	
	7 Chloroethane	64		3.685					ND	
	8 Dichlorofluoromethane	67		4.001					ND	
	9 Trichlorofluoromethane	101		4.090					ND	
	10 1,2-Dichloro-1,1,2-trifluo	67		4.574					ND	
	11 Ethyl ether	59	4.613	4.584	0.029	71	3791		0.1052	
	12 Acrolein	56		4.771					ND	
	13 1,1-Dichloroethene	96		4.949					ND	
	14 1,1,2-Trichloro-1,2,2-trif	101		4.959					ND	
	15 Acetone	43	5.067	5.048	0.019	88	9588		0.3968	
	16 Iodomethane	142	5.225	5.196	0.029	94	8769		0.1472	
	17 Carbon disulfide	76	5.334	5.305	0.029	99	26345		0.1733	
	18 3-Chloro-1-propene	41		5.542					ND	
	19 Methyl acetate	74		5.601					ND	
	20 Methylene Chloride	84	5.779	5.759	0.020	98	87526		0.2508	
*	21 TBA-d9 (IS)	65	5.877	5.838	0.039	97	2238174	500.0	500.0	
	22 2-Methyl-2-propanol	59		5.976					ND	
	23 Acrylonitrile	53		6.154					ND	
	24 trans-1,2-Dichloroethene	96		6.233					ND	
	25 Methyl tert-butyl ether	73		6.253					ND	
S	26 1,2-Dichloroethene, Total	96		6.390					ND	
	27 Hexane	57		6.717					ND	
	28 1,1-Dichloroethane	63		6.935					ND	
	29 Vinyl acetate	86		7.053					ND	
	30 Isopropyl ether	45		7.093					ND	
	31 2-Chloro-1,3-butadiene	53		7.093					ND	
	32 Tert-butyl ethyl ether	59		7.705					ND	

Compound	Sig	RT (min.)	Adj RT (min.)	Dlt RT (min.)	Q	Response	Cal Amt ug/l	OnCol Amt ug/l	Flags
* 33 2-Butanone-d5	46	7.863	7.843	0.020	98	3172010	125.0	125.0	
34 2,2-Dichloropropane	41		7.912					ND	
35 cis-1,2-Dichloroethene	96		7.922					ND	
36 2-Butanone (MEK)	72		7.962					ND	
37 Propionitrile	54		8.041					ND	
38 Methacrylonitrile	67		8.317					ND	
39 Chlorobromomethane	128		8.327					ND	
40 Tetrahydrofuran	42		8.456					ND	
41 Chloroform	83		8.475					ND	
$ 42 Dibromofluoromethane (Surr	113	8.752	8.732	0.020	22	2371531	25.0	27.2	7
43 1,1,1-Trichloroethane	97		8.792					ND	
44 Cyclohexane	56		8.910					ND	
45 1,1-Dichloropropene	75		9.078					ND	
46 Carbon tetrachloride	117		9.088					ND	
47 Isobutyl alcohol	43		9.295					ND	
$ 48 1,2-Dichloroethane-d4 (Sur	65	9.325	9.325	0.000	80	1136298	25.0	26.5	
49 Benzene	78		9.434					ND	
50 1,2-Dichloroethane	62		9.453					ND	
51 Tert-amyl methyl ether	73		9.661					ND	
* 52 Fluorobenzene	96	9.927	9.908	0.019	98	4688612	25.0	25.0	
53 n-Heptane	43		9.937					ND	
54 Trichloroethene	95		10.570					ND	
55 Methylcyclohexane	83		10.905					ND	
56 1,2-Dichloropropane	63		10.945					ND	
* 57 1,4-Dioxane-d8	96	11.113	11.103	0.009	28	199728	500.0	500.0	
58 Dibromomethane	93		11.152					ND	
59 Methyl methacrylate	69		11.182					ND	
60 1,4-Dioxane	88		11.202					ND	
61 Dichlorobromomethane	83		11.429					ND	
62 2-Chloroethyl vinyl ether	63		12.002					ND	
63 cis-1,3-Dichloropropene	75		12.249					ND	
64 4-Methyl-2-pentanone (MIBK	43	12.565	12.525	0.040	26	9627		0.1341	
$ 65 Toluene-d8 (Surr)	98	12.742	12.753	-0.011	99	4010487	25.0	26.5	
66 Toluene	92	12.871	12.871	0.000	72	4727		0.0438	7
67 trans-1,3-Dichloropropene	75		13.276					ND	
68 Ethyl methacrylate	69		13.483					ND	
69 1,1,2-Trichloroethane	83		13.612					ND	
70 Tetrachloroethene	166		13.928					ND	
71 1,3-Dichloropropane	76		13.948					ND	
72 2-Hexanone	43		14.145					ND	
73 Chlorodibromomethane	129		14.402					ND	
74 Ethylene Dibromide	107		14.639					ND	
* 75 Chlorobenzene-d5	117	15.656	15.657	-0.001	88	3626431	25.0	25.0	
76 Chlorobenzene	112		15.726					ND	
77 1,1,1,2-Tetrachloroethane	131		15.894					ND	
78 Ethylbenzene	91		15.983					ND	
79 m-Xylene & p-Xylene	106		16.269					ND	
S 80 Xylenes, Total	106		16.620					ND	
81 o-Xylene	106		17.198					ND	
82 Styrene	104		17.227					ND	
83 Bromoform	173		17.622					ND	
84 Isopropylbenzene	105	18.057	18.037	0.020	83	7127		0.0347	7

Compound	Sig	RT (min.)	Adj RT (min.)	Dlt RT (min.)	Q	Response	Cal Amt ug/l	OnCol Amt ug/l	Flags
$ 85 4-Bromofluorobenzene	95	18.313	18.314	-0.001	88	2567556	25.0	26.6	
86 Bromobenzene	156	18.580	18.571	0.010	89	5054		0.0733	7
87 1,1,2,2-Tetrachloroethane	83		18.580					ND	
88 1,2,3-Trichloropropane	110		18.650					ND	
89 trans-1,4-Dichloro-2-buten	53		18.679					ND	
90 N-Propylbenzene	120	18.797	18.788	0.009	95	1632		0.0321	7
91 2-Chlorotoluene	126		18.906					ND	
92 1,3,5-Trimethylbenzene	105	19.074	19.064	0.010	64	7607		0.0523	7
93 4-Chlorotoluene	126		19.064					ND	
94 tert-Butylbenzene	119	19.528	19.509	0.019	88	7203		0.0456	7
95 1,2,4-Trimethylbenzene	105	19.588	19.578	0.010	89	9336		0.0662	7
96 sec-Butylbenzene	105	19.815	19.805	0.010	94	13983		0.0660	7
97 1,3-Dichlorobenzene	146	19.943	19.934	0.009	91	10237		0.0973	7
98 4-Isopropyltoluene	119		19.993					ND	
* 99 1,4-Dichlorobenzene-d4	152	20.012	20.003	0.009	97	1913974	25.0	25.0	
100 1,4-Dichlorobenzene	146		20.032					ND	
101 n-Butylbenzene	91	20.467	20.467	0.000	97	13279		0.0930	7
102 1,2-Dichlorobenzene	146	20.467	20.467	0.000	85	8773		0.0898	7
103 1,2-Dibromo-3-Chloropropan	75		21.257					ND	
104 1,2,4-Trichlorobenzene	180	22.106	22.087	0.019	87	11525		0.1832	
105 Hexachlorobutadiene	225	22.284	22.265	0.019	66	11105		0.2722	
106 Naphthalene	128	22.363	22.354	0.009	98	40139		0.4304	
107 1,2,3-Trichlorobenzene	180	22.610	22.610	0.000	90	15844		0.2943	
108 1,3-Dichloropropene, Total	1		0.000					ND	

QC Flag Legend

Processing Flags

7 - Failed Limit of Detection

Reagents:

8260SScorp_00013	Amount Added:	2.50	Units: uL	
8260IScorp._00015	Amount Added:	2.50	Units: uL	Run Reagent

Report Date: 02-Jun-2015 15:57:57 Chrom Revision: 2.2 05-May-2015 11:39:10

TestAmerica Burlington

Data File: \\BTV-LIMS1\ChromData\CHL.i\20150527-13776.b\13776_05.D

Injection Date:	27-May-2015 13:02:30	Instrument ID:	CHL.i	Operator ID:	NEA
Lims ID:	MB			Worklist Smp#:	5
Client ID:					
Purge Vol:	5.000 mL	Dil. Factor:	1.0000	ALS Bottle#:	5
Method:	8260_L_W_Ver.2	Limit Group:	VM_8260C_Limits		

Column: DB-624 (0.53 mm)

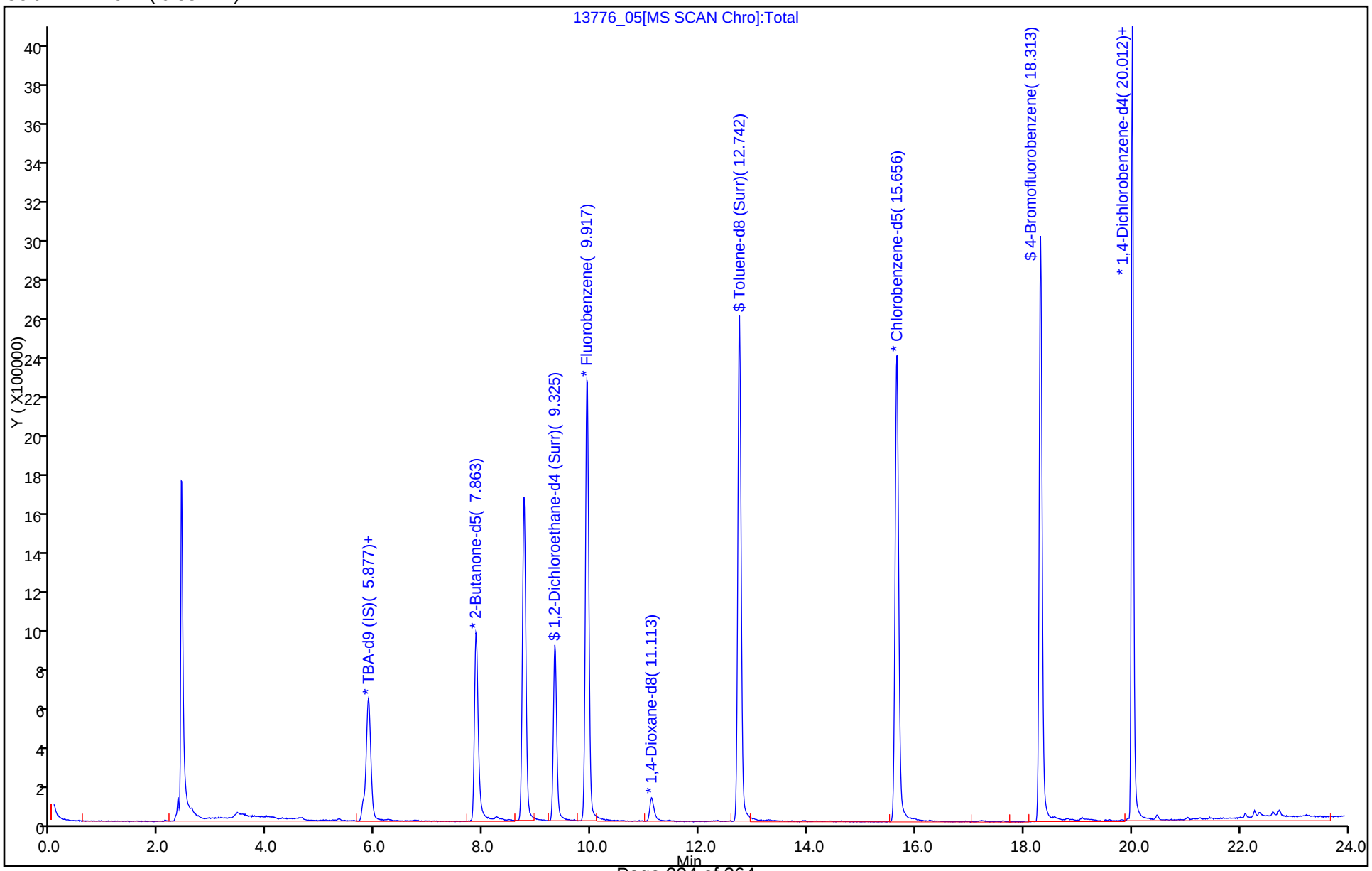

Report Date: 02-Jun-2015 15:57:58 Chrom Revision: 2.2 05-May-2015 11:39:10

TestAmerica Burlington

Data File: \\BTV-LIMS1\ChromData\CHL.i\20150527-13776.b\13776_05.D

Injection Date: 27-May-2015 13:02:30 Instrument ID: CHL.i

Lims ID: MB

Client ID:

Operator ID: NEA ALS Bottle#: 5 Worklist Smp#: 5

Purge Vol: 5.000 mL Dil. Factor: 1.0000

Method: 8260_L_W_Ver.2 Limit Group: VM_8260C_Limits

Column: DB-624 (0.53 mm) Detector MS SCAN

20 Methylene Chloride, CAS: 75-09-2

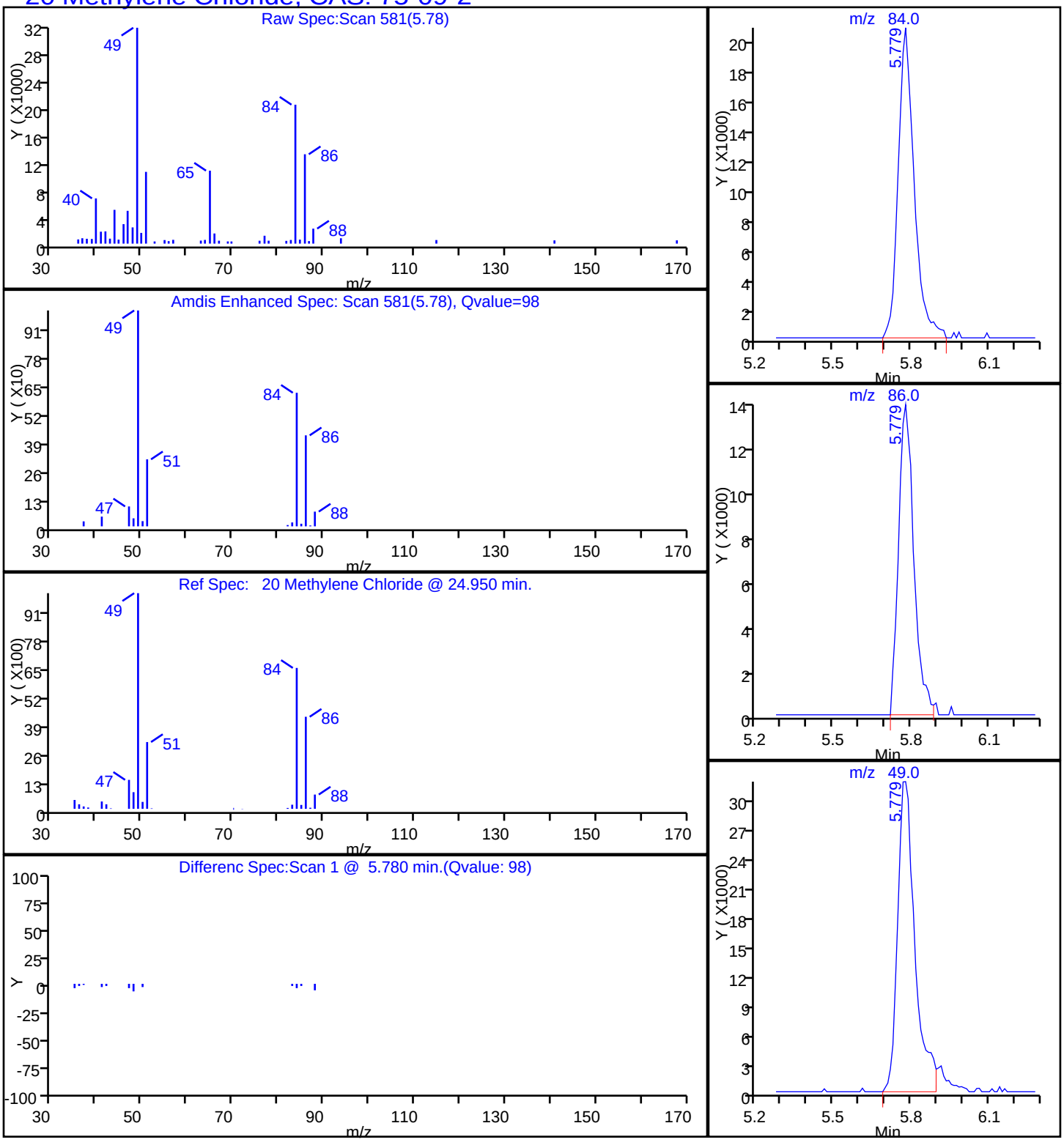

Report Date: 02-Jun-2015 15:57:58 Chrom Revision: 2.2 05-May-2015 11:39:10

TestAmerica Burlington

Data File: \\BTV-LIMS1\ChromData\CHL.i\20150527-13776.b\13776_05.D

Injection Date: 27-May-2015 13:02:30 Instrument ID: CHL.i

Lims ID: MB

Client ID:

Operator ID: NEA ALS Bottle#: 5 Worklist Smp#: 5

Purge Vol: 5.000 mL Dil. Factor: 1.0000

Method: 8260_L_W_Ver.2 Limit Group: VM_8260C_Limits

Column: DB-624 (0.53 mm) Detector MS SCAN

106 Naphthalene, CAS: 91-20-3

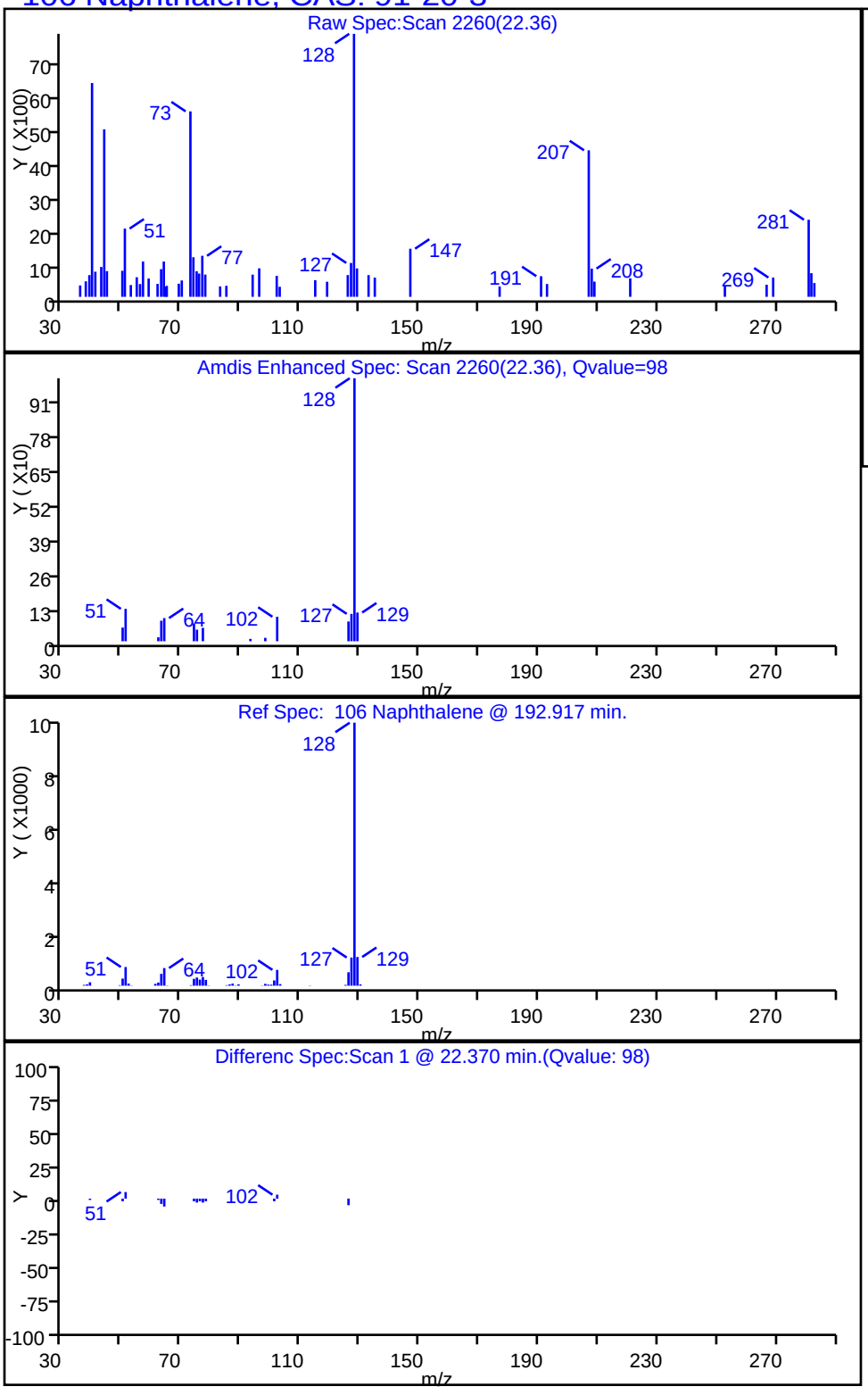

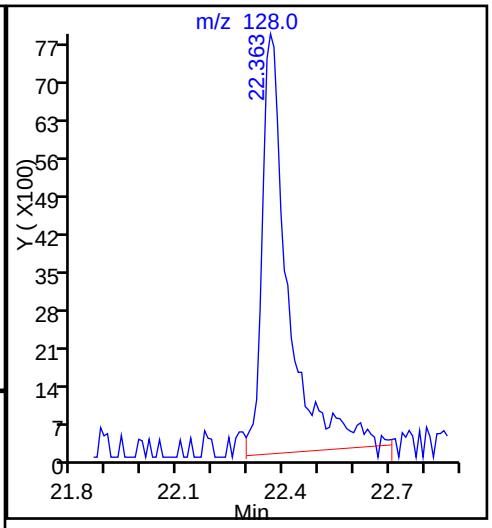

Report Date: 02-Jun-2015 15:57:58 Chrom Revision: 2.2 05-May-2015 11:39:10

TestAmerica Burlington

Data File: \\BTV-LIMS1\ChromData\CHL.i\20150527-13776.b\13776_05.D

Injection Date: 27-May-2015 13:02:30 Instrument ID: CHL.i

Lims ID: MB

Client ID:

Operator ID: NEA ALS Bottle#: 5 Worklist Smp#: 5

Purge Vol: 5.000 mL Dil. Factor: 1.0000

Method: 8260_L_W_Ver.2 Limit Group: VM_8260C_Limits

Column: DB-624 (0.53 mm) Detector MS SCAN

107 1,2,3-Trichlorobenzene, CAS: 87-61-6

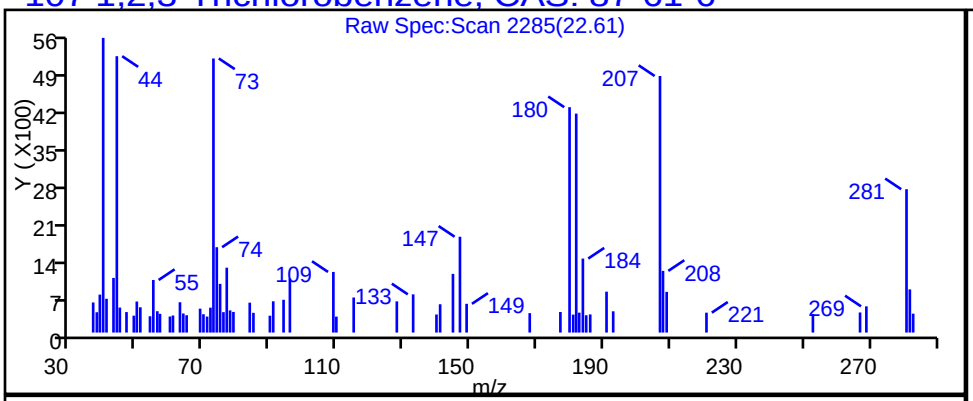

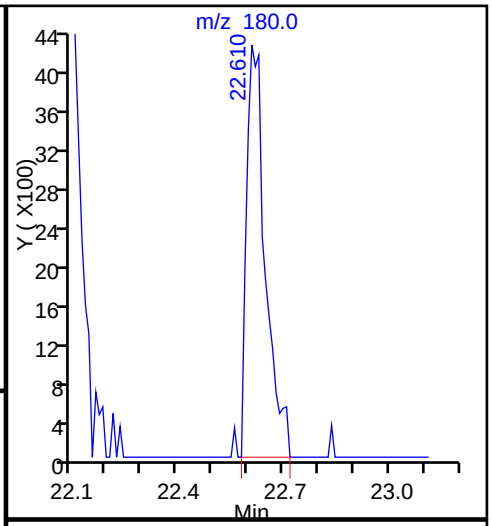

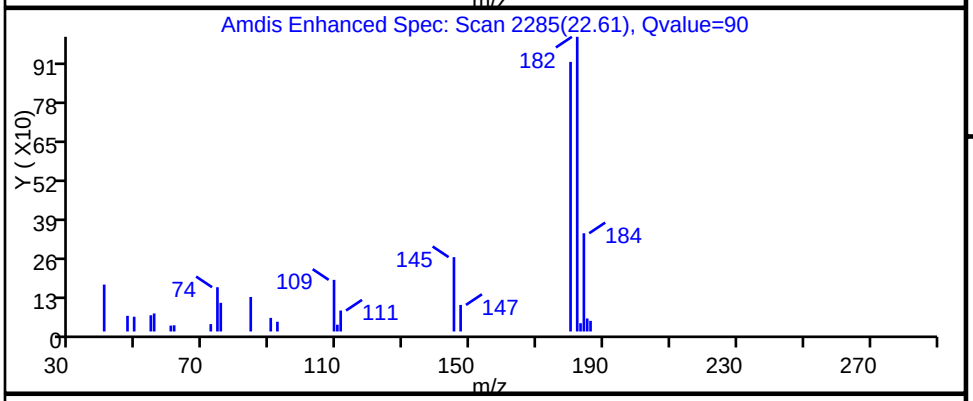

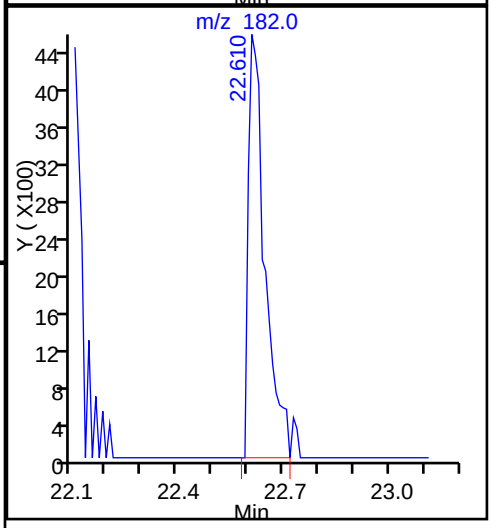

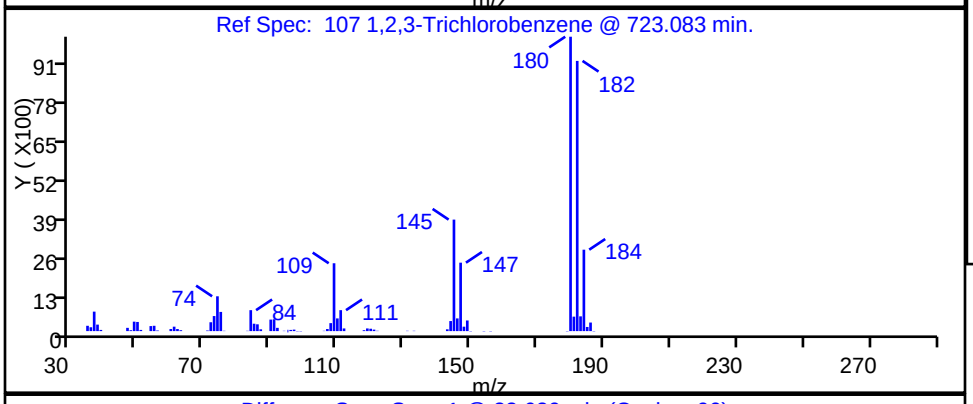

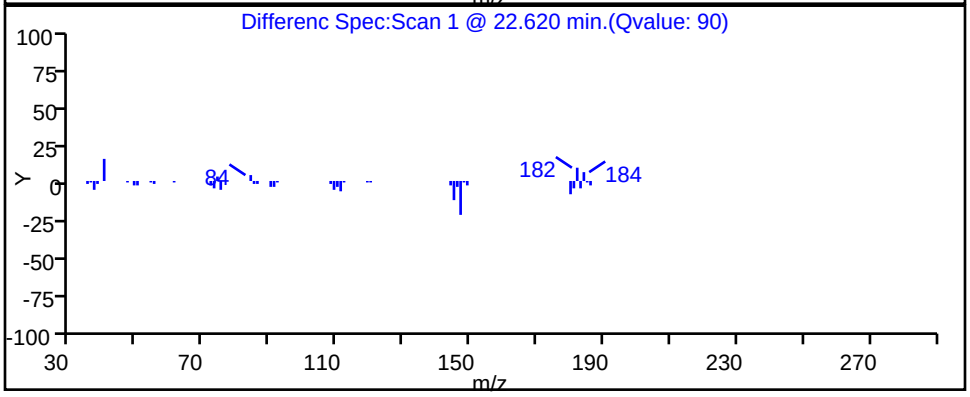

FORM I
GC/MS VOA ORGANICS ANALYSIS DATA SHEET

Lab Name: TestAmerica Burlington | Job No.: 200-28023-1

SDG No.: 200-28023

Client Sample ID: | Lab Sample ID: LCS 200-88791/3

Matrix: Water | Lab File ID: 13776_03.D

Analysis Method: 8260C | Date Collected:

Sample wt/vol: 5(mL) | Date Analyzed: 05/27/2015 11:54

Soil Aliquot Vol: | Dilution Factor: 1

Soil Extract Vol.: | GC Column: DB-624 ID: 0.53(mm)

% Moisture: | Level: (low/med) Low

Analysis Batch No.: 88791 | Units: ug/L

CAS NO.	COMPOUND NAME	RESULT	Q	LOQ	LOD	DL
75-71-8	Dichlorodifluoromethane	27.6		1.0	0.40	0.27
74-87-3	Chloromethane	23.7		1.0	0.40	0.34
75-01-4	Vinyl chloride	26.4		1.0	0.40	0.23
74-83-9	Bromomethane	18.6		1.0	0.40	0.34
75-00-3	Chloroethane	24.7		1.0	0.40	0.37
75-69-4	Trichlorofluoromethane	26.6		1.0	0.40	0.30
75-35-4	1,1-Dichloroethene	26.7		1.0	0.40	0.19
76-13-1	1,1,2-Trichloro-1,2,2-trifluoroethane	26.3		1.0	0.40	0.24
67-64-1	Acetone	91.0		5.0	1.9	1.7
74-88-4	Iodomethane	26.2		1.0	0.40	0.23
75-15-0	Carbon disulfide	27.1		1.0	0.40	0.21
79-20-9	Methyl acetate	119		5.0	1.9	0.87
75-09-2	Methylene Chloride	25.5		1.0	0.40	0.23
156-60-5	trans-1,2-Dichloroethene	27.5		1.0	0.40	0.23
540-59-0	1,2-Dichloroethene, Total	54.7		2.0	0.40	0.22
1634-04-4	Methyl tert-butyl ether	28.3		1.0	0.40	0.21
75-34-3	1,1-Dichloroethane	27.2		1.0	0.40	0.21
108-05-4	Vinyl acetate	117	Q	5.0	0.80	0.53
594-20-7	2,2-Dichloropropane	25.4		1.0	0.80	0.47
156-59-2	cis-1,2-Dichloroethene	27.2		1.0	0.40	0.22
78-93-3	2-Butanone (MEK)	109		5.0	1.9	1.3
74-97-5	Chlorobromomethane	27.6		1.0	0.40	0.26
109-99-9	Tetrahydrofuran	62.2	Q	2.0	1.6	0.94
67-66-3	Chloroform	27.1		1.0	0.40	0.20
71-55-6	1,1,1-Trichloroethane	27.2		1.0	0.40	0.20
110-82-7	Cyclohexane	26.4		1.0	0.40	0.22
563-58-6	1,1-Dichloropropene	28.9		1.0	0.40	0.19
56-23-5	Carbon tetrachloride	31.1	Q	1.0	0.40	0.22
78-83-1	Isobutyl alcohol	875	Q	50	9.7	9.0
71-43-2	Benzene	27.1		1.0	0.40	0.19
107-06-2	1,2-Dichloroethane	27.5		1.0	0.40	0.19
79-01-6	Trichloroethene	26.7		1.0	0.40	0.18
108-87-2	Methylcyclohexane	27.1		1.0	0.40	0.20
78-87-5	1,2-Dichloropropane	27.0		1.0	0.40	0.24
74-95-3	Dibromomethane	27.5		1.0	0.40	0.24

FORM I
GC/MS VOA ORGANICS ANALYSIS DATA SHEET

Lab Name: TestAmerica Burlington | Job No.: 200-28023-1

SDG No.: 200-28023

Client Sample ID: | Lab Sample ID: LCS 200-88791/3

Matrix: Water | Lab File ID: 13776_03.D

Analysis Method: 8260C | Date Collected:

Sample wt/vol: 5(mL) | Date Analyzed: 05/27/2015 11:54

Soil Aliquot Vol: | Dilution Factor: 1

Soil Extract Vol.: | GC Column: DB-624 ID: 0.53(mm)

% Moisture: | Level: (low/med) Low

Analysis Batch No.: 88791 | Units: ug/L

CAS NO.	COMPOUND NAME	RESULT	Q	LOQ	LOD	DL
123-91-1	1,4-Dioxane	516		40	16	6.2
75-27-4	Dichlorobromomethane	27.3		1.0	0.40	0.20
110-75-8	2-Chloroethyl vinyl ether	28.8		1.0	0.40	0.18
10061-01-5	cis-1,3-Dichloropropene	28.8		1.0	0.40	0.22
108-10-1	4-Methyl-2-pentanone (MIBK)	124		5.0	1.9	0.82
108-88-3	Toluene	26.6		1.0	0.40	0.22
10061-02-6	trans-1,3-Dichloropropene	30.6	Q	1.0	0.40	0.26
79-00-5	1,1,2-Trichloroethane	27.4		1.0	0.40	0.24
127-18-4	Tetrachloroethene	26.9		1.0	0.40	0.22
142-28-9	1,3-Dichloropropane	26.9		1.0	0.40	0.20
591-78-6	2-Hexanone	103		5.0	1.9	1.2
124-48-1	Chlorodibromomethane	29.3		1.0	0.40	0.22
106-93-4	Ethylene Dibromide	28.5		1.0	0.40	0.22
108-90-7	Chlorobenzene	26.7		1.0	0.40	0.18
630-20-6	1,1,1,2-Tetrachloroethane	27.2		1.0	0.40	0.20
100-41-4	Ethylbenzene	26.6		1.0	0.40	0.20
179601-23-1	m-Xylene & p-Xylene	27.4		1.0	0.40	0.21
95-47-6	o-Xylene	26.9		1.0	0.40	0.23
1330-20-7	Xylenes, Total	54.3		2.0	0.40	0.21
100-42-5	Styrene	26.2		1.0	0.40	0.26
75-25-2	Bromoform	30.0	Q	1.0	0.40	0.23
98-82-8	Isopropylbenzene	26.5		1.0	0.40	0.22
108-86-1	Bromobenzene	26.1		1.0	0.40	0.21
79-34-5	1,1,2,2-Tetrachloroethane	29.1		1.0	0.40	0.27
96-18-4	1,2,3-Trichloropropane	29.6		1.0	0.40	0.29
103-65-1	N-Propylbenzene	26.8		1.0	0.40	0.19
95-49-8	2-Chlorotoluene	26.3		1.0	0.40	0.23
106-43-4	4-Chlorotoluene	26.1		1.0	0.40	0.26
108-67-8	1,3,5-Trimethylbenzene	26.4		1.0	0.40	0.22
98-06-6	tert-Butylbenzene	26.1		1.0	0.40	0.20
95-63-6	1,2,4-Trimethylbenzene	26.3		1.0	0.40	0.21
135-98-8	sec-Butylbenzene	27.0		1.0	0.40	0.21
99-87-6	4-Isopropyltoluene	26.4		1.0	0.40	0.22
541-73-1	1,3-Dichlorobenzene	26.3		1.0	0.40	0.20
106-46-7	1,4-Dichlorobenzene	26.8		1.0	0.40	0.26
95-50-1	1,2-Dichlorobenzene	26.6		1.0	0.40	0.23

FORM I
GC/MS VOA ORGANICS ANALYSIS DATA SHEET

Lab Name: TestAmerica Burlington Job No.: 200-28023-1

SDG No.: 200-28023

Client Sample ID: Lab Sample ID: LCS 200-88791/3

Matrix: Water Lab File ID: 13776_03.D

Analysis Method: 8260C Date Collected:

Sample wt/vol: 5(mL) Date Analyzed: 05/27/2015 11:54

Soil Aliquot Vol: Dilution Factor: 1

Soil Extract Vol.: GC Column: DB-624 ID: 0.53(mm)

% Moisture: Level: (low/med) Low

Analysis Batch No.: 88791 Units: ug/L

CAS NO.	COMPOUND NAME	RESULT	Q	LOQ	LOD	DL
104-51-8	n-Butylbenzene	26.4		1.0	0.40	0.20
96-12-8	1,2-Dibromo-3-Chloropropane	30.6	Q	1.0	0.40	0.24
120-82-1	1,2,4-Trichlorobenzene	28.3		1.0	0.40	0.21
87-68-3	Hexachlorobutadiene	28.0		1.0	0.40	0.29
91-20-3	Naphthalene	31.5		1.0	0.40	0.31
87-61-6	1,2,3-Trichlorobenzene	29.2		1.0	0.40	0.26

CAS NO.	SURROGATE	%REC	Q	LIMITS
17060-07-0	1,2-Dichloroethane-d4 (Surr)	106		80-120
2037-26-5	Toluene-d8 (Surr)	107		80-120
460-00-4	4-Bromofluorobenzene	104		80-125
1868-53-7	Dibromofluoromethane (Surr)	110		50-150

TestAmerica Burlington
Target Compound Quantitation Report

Data File: \\BTV-LIMS1\ChromData\CHL.i\20150527-13776.b\13776_03.D
Lims ID: LCS
Client ID:
Sample Type: LCS
Inject. Date: 27-May-2015 11:54:30 ALS Bottle#: 3 Worklist Smp#: 3
Purge Vol: 5.000 mL Dil. Factor: 1.0000
Sample Info: 200-0013776-003
Misc. Info.: 1,5
Operator ID: NEA Instrument ID: CHL.i

Method: \\BTV-LIMS1\ChromData\CHL.i\20150527-13776.b\8260_L_W_Ver.2.m
Limit Group: VM_8260C_Limits
Last Update: 29-May-2015 11:22:57 Calib Date: 20-May-2015 15:58:30
Integrator: RTE ID Type: Deconvolution ID
Quant Method: Internal Standard Quant By: Initial Calibration
Last ICal File: \\BTV-LIMS1\ChromData\CHL.i\20150520-13688.b\13688_09.D

Column 1 : DB-624 (0.53 mm) Det: MS SCAN
Process Host: XAWRK030

First Level Reviewer: archern Date: 27-May-2015 13:07:08

Compound	Sig	RT (min.)	Adj RT (min.)	Dlt RT (min.)	Q	Response	Cal Amt ug/l	OnCol Amt ug/l	Flags
1 Dichlorodifluoromethane	85	2.648	2.638	0.010	99	2050500	24.8	27.6	
2 Chloromethane	50	2.905	2.895	0.010	98	1386027	24.8	23.7	
3 Vinyl chloride	62	3.063	3.053	0.010	98	1580513	24.8	26.4	
4 Butadiene	54	3.112	3.112	0.000	93	1193472	24.8	25.5	
6 Bromomethane	94	3.527	3.527	0.000	99	731709	24.8	18.6	
7 Chloroethane	64	3.695	3.695	0.000	99	908871	24.8	24.7	
8 Dichlorofluoromethane	67	4.021	4.011	0.010	99	3328837	24.8	25.9	
9 Trichlorofluoromethane	101	4.110	4.100	0.010	98	2525858	24.8	26.6	
10 1,2-Dichloro-1,1,2-trifluo	67	4.594	4.594	0.000	97	3303185	24.8	25.4	
11 Ethyl ether	59	4.604	4.594	0.010	54	938895	24.8	26.4	
12 Acrolein	56	4.792	4.791	0.001	94	342060	124.0	238.4	
13 1,1-Dichloroethene	96	4.960	4.949	0.011	95	1446579	24.8	26.7	
14 1,1,2-Trichloro-1,2,2-trif	101	4.969	4.969	0.000	94	2889533	24.8	26.3	
15 Acetone	43	5.058	5.048	0.010	86	2252527	124.1	91.0	
16 Iodomethane	142	5.197	5.196	0.001	97	1541389	24.8	26.2	
17 Carbon disulfide	76	5.325	5.315	0.010	99	4067512	24.8	27.1	
18 3-Chloro-1-propene	41	5.562	5.552	0.010	95	2750607	24.8	26.1	
19 Methyl acetate	74	5.612	5.611	0.001	99	1072614	124.1	119.4	
20 Methylene Chloride	84	5.760	5.759	0.001	98	1473464	24.8	25.5	
* 21 TBA-d9 (IS)	65	5.868	5.868	0.000	98	2196617	500.0	500.0	
22 2-Methyl-2-propanol	59	6.007	5.996	0.011	100	1025416	248.2	266.0	
23 Acrylonitrile	53	6.165	6.154	0.011	95	3654524	248.2	325.1	
24 trans-1,2-Dichloroethene	96	6.234	6.233	0.001	97	1585039	24.8	27.5	
25 Methyl tert-butyl ether	73	6.254	6.253	0.001	97	3104504	24.8	28.3	
27 Hexane	57	6.728	6.727	0.001	96	2348728	24.8	28.3	
28 1,1-Dichloroethane	63	6.935	6.935	0.000	99	3134392	24.8	27.2	
29 Vinyl acetate	86	7.044	7.043	0.001	100	487784	49.6	117.4	
30 Isopropyl ether	45	7.103	7.093	0.010	91	6456583	24.8	30.5	
31 2-Chloro-1,3-butadiene	53	7.103	7.103	0.000	89	2193592	24.8	31.4	
32 Tert-butyl ethyl ether	59	7.715	7.715	0.000	97	4301013	24.8	30.2	
* 33 2-Butanone-d5	46	7.854	7.853	0.001	100	3248047	125.0	125.0	

Compound	Sig	RT (min.)	Adj RT (min.)	Dlt RT (min.)	Q	Response	Cal Amt ug/l	OnCol Amt ug/l	Flags
34 2,2-Dichloropropane	41	7.923	7.922	0.001	96	1500312	24.8	25.4	
35 cis-1,2-Dichloroethene	96	7.923	7.922	0.001	91	1585762	24.8	27.2	
36 2-Butanone (MEK)	72	7.953	7.952	0.000	98	754848	124.1	109.4	
37 Propionitrile	54	8.041	8.031	0.010	99	609698	124.1	167.0	
38 Methacrylonitrile	67	8.298	8.298	0.000	95	396620	24.8	32.0	
39 Chlorobromomethane	128	8.328	8.327	0.001	95	918164	24.8	27.6	
40 Tetrahydrofuran	42	8.437	8.426	0.011	96	872938	49.6	62.2	
41 Chloroform	83	8.476	8.466	0.010	98	2808038	24.8	27.1	
$ 42 Dibromofluoromethane (Surr	113	8.743	8.742	0.001	94	2369759	25.0	27.5	7
43 1,1,1-Trichloroethane	97	8.792	8.792	0.000	98	2326758	24.8	27.2	
44 Cyclohexane	56	8.901	8.900	0.001	96	2828330	24.8	26.4	
45 1,1-Dichloropropene	75	9.079	9.078	0.001	93	2401328	24.8	28.9	
46 Carbon tetrachloride	117	9.088	9.088	0.000	98	2234214	24.8	31.1	
47 Isobutyl alcohol	43	9.306	9.305	0.001	94	1571977	620.4	875.4	
$ 48 1,2-Dichloroethane-d4 (Sur	65	9.316	9.315	0.001	83	1118069	25.0	26.4	
49 Benzene	78	9.424	9.424	0.000	97	4407516	24.8	27.1	
50 1,2-Dichloroethane	62	9.444	9.444	0.000	92	1411528	24.8	27.5	
51 Tert-amyl methyl ether	73	9.651	9.651	0.000	96	3625358	24.8	31.0	
* 52 Fluorobenzene	96	9.908	9.908	0.000	97	4629921	25.0	25.0	
53 n-Heptane	43	9.928	9.928	0.000	95	2704767	24.8	28.8	
54 Trichloroethene	95	10.560	10.550	0.010	99	1823285	24.8	26.7	
55 Methylcyclohexane	83	10.916	10.915	0.001	88	2299255	24.8	27.1	
56 1,2-Dichloropropane	63	10.936	10.925	0.011	92	1901916	24.8	27.0	
* 57 1,4-Dioxane-d8	96	11.104	11.113	-0.009	84	223549	500.0	500.0	
58 Dibromomethane	93	11.133	11.133	0.000	99	1471734	24.8	27.5	
59 Methyl methacrylate	69	11.163	11.162	0.001	98	1276078	24.8	29.2	
60 1,4-Dioxane	88	11.192	11.192	0.000	93	243769	496.3	515.6	
61 Dichlorobromomethane	83	11.420	11.419	0.001	99	2840568	24.8	27.3	
62 2-Chloroethyl vinyl ether	63	11.983	11.972	0.011	93	823211	24.8	28.8	
63 cis-1,3-Dichloropropene	75	12.230	12.229	0.001	95	2485478	24.8	28.8	
64 4-Methyl-2-pentanone (MIBK	43	12.526	12.516	0.010	96	9108167	124.1	123.9	
$ 65 Toluene-d8 (Surr)	98	12.733	12.733	0.000	98	3974049	25.0	26.7	
66 Toluene	92	12.862	12.851	0.011	94	2820349	24.8	26.6	
67 trans-1,3-Dichloropropene	75	13.257	13.256	0.001	99	2077455	24.8	30.6	
68 Ethyl methacrylate	69	13.474	13.464	0.010	95	1551890	24.8	34.3	
69 1,1,2-Trichloroethane	83	13.603	13.602	0.001	97	1353476	24.8	27.4	
70 Tetrachloroethene	166	13.929	13.918	0.011	97	2272416	24.8	26.9	
71 1,3-Dichloropropane	76	13.938	13.928	0.010	97	2480811	24.8	26.9	
72 2-Hexanone	43	14.126	14.126	0.000	100	6792396	124.1	102.8	
73 Chlorodibromomethane	129	14.403	14.392	0.011	98	2543185	24.8	29.3	
74 Ethylene Dibromide	107	14.630	14.619	0.011	98	2275656	24.8	28.5	
* 75 Chlorobenzene-d5	117	15.647	15.647	0.000	88	3564834	25.0	25.0	
76 Chlorobenzene	112	15.716	15.706	0.010	95	3517534	24.8	26.7	
77 1,1,1,2-Tetrachloroethane	131	15.894	15.894	0.000	98	1794206	24.8	27.2	
78 Ethylbenzene	91	15.983	15.973	0.010	99	5633013	24.8	26.6	
79 m-Xylene & p-Xylene	106	16.260	16.249	0.011	98	2044763	24.8	27.4	
S 80 Xylenes, Total	106				0		49.6	54.4	
81 o-Xylene	106	17.188	17.178	0.010	92	1944911	24.8	26.9	
82 Styrene	104	17.218	17.217	0.001	94	2789203	24.8	26.2	
83 Bromoform	173	17.623	17.612	0.011	94	2047547	24.8	30.0	
84 Isopropylbenzene	105	18.038	18.037	0.001	96	5602503	24.8	26.5	
$ 85 4-Bromofluorobenzene	95	18.314	18.304	0.010	88	2596227	25.0	26.1	

Compound	Sig	RT (min.)	Adj RT (min.)	Dlt RT (min.)	Q	Response	Cal Amt ug/l	OnCol Amt ug/l	Flags
86 Bromobenzene	156	18.571	18.561	0.010	96	1852652	24.8	26.1	
87 1,1,2,2-Tetrachloroethane	83	18.581	18.571	0.010	99	2720620	24.8	29.1	
88 1,2,3-Trichloropropane	110	18.640	18.630	0.010	96	610442	24.8	29.6	
89 trans-1,4-Dichloro-2-buten	53	18.680	18.669	0.011	86	477921	24.8	30.8	
90 N-Propylbenzene	120	18.788	18.778	0.010	98	1400181	24.8	26.8	
91 2-Chlorotoluene	126	18.907	18.897	0.011	97	1319036	24.8	26.3	
92 1,3,5-Trimethylbenzene	105	19.065	19.055	0.010	76	3943960	24.8	26.4	
93 4-Chlorotoluene	126	19.065	19.064	0.001	97	1320636	24.8	26.1	
94 tert-Butylbenzene	119	19.509	19.509	0.000	93	4232530	24.8	26.1	
95 1,2,4-Trimethylbenzene	105	19.579	19.578	0.001	98	3806432	24.8	26.3	
96 sec-Butylbenzene	105	19.806	19.795	0.011	99	5891012	24.8	27.0	
97 1,3-Dichlorobenzene	146	19.924	19.924	0.000	95	2845778	24.8	26.3	
98 4-Isopropyltoluene	119	19.993	19.983	0.010	98	4386876	24.8	26.4	
* 99 1,4-Dichlorobenzene-d4	152	20.013	20.003	0.010	97	1968228	25.0	25.0	
100 1,4-Dichlorobenzene	146	20.033	20.032	0.001	93	2976294	24.8	26.8	
101 n-Butylbenzene	91	20.458	20.457	0.001	98	3870785	24.8	26.4	
102 1,2-Dichlorobenzene	146	20.458	20.457	0.001	82	2675668	24.8	26.6	
103 1,2-Dibromo-3-Chloropropan	75	21.258	21.257	0.001	94	492331	24.8	30.6	
104 1,2,4-Trichlorobenzene	180	22.088	22.087	0.001	94	1832964	24.8	28.3	
105 Hexachlorobutadiene	225	22.265	22.265	0.000	67	1175792	24.8	28.0	
106 Naphthalene	128	22.344	22.344	0.000	98	3019901	24.8	31.5	
107 1,2,3-Trichlorobenzene	180	22.601	22.601	0.000	95	1616901	24.8	29.2	

QC Flag Legend

Processing Flags

7 - Failed Limit of Detection

Reagents:

8260SScorp_00013	Amount Added:	2.50	Units: uL	
8260LCS.Bcorp_00015	Amount Added:	1.41	Units: uL	
8260LCS.A_00020	Amount Added:	1.41	Units: uL	
8260IScorp._00015	Amount Added:	2.50	Units: uL	Run Reagent

Report Date: 29-May-2015 11:22:58 Chrom Revision: 2.2 05-May-2015 11:39:10

TestAmerica Burlington

Data File: \\BTV-LIMS1\ChromData\CHL.i\20150527-13776.b\13776_03.D

Injection Date:	27-May-2015 11:54:30	Instrument ID:	CHL.i	Operator ID:	NEA
Lims ID:	LCS			Worklist Smp#:	3
Client ID:					
Purge Vol:	5.000 mL	Dil. Factor:	1.0000	ALS Bottle#:	3
Method:	8260_L_W_Ver.2	Limit Group:	VM_8260C_Limits		

Column: DB-624 (0.53 mm)

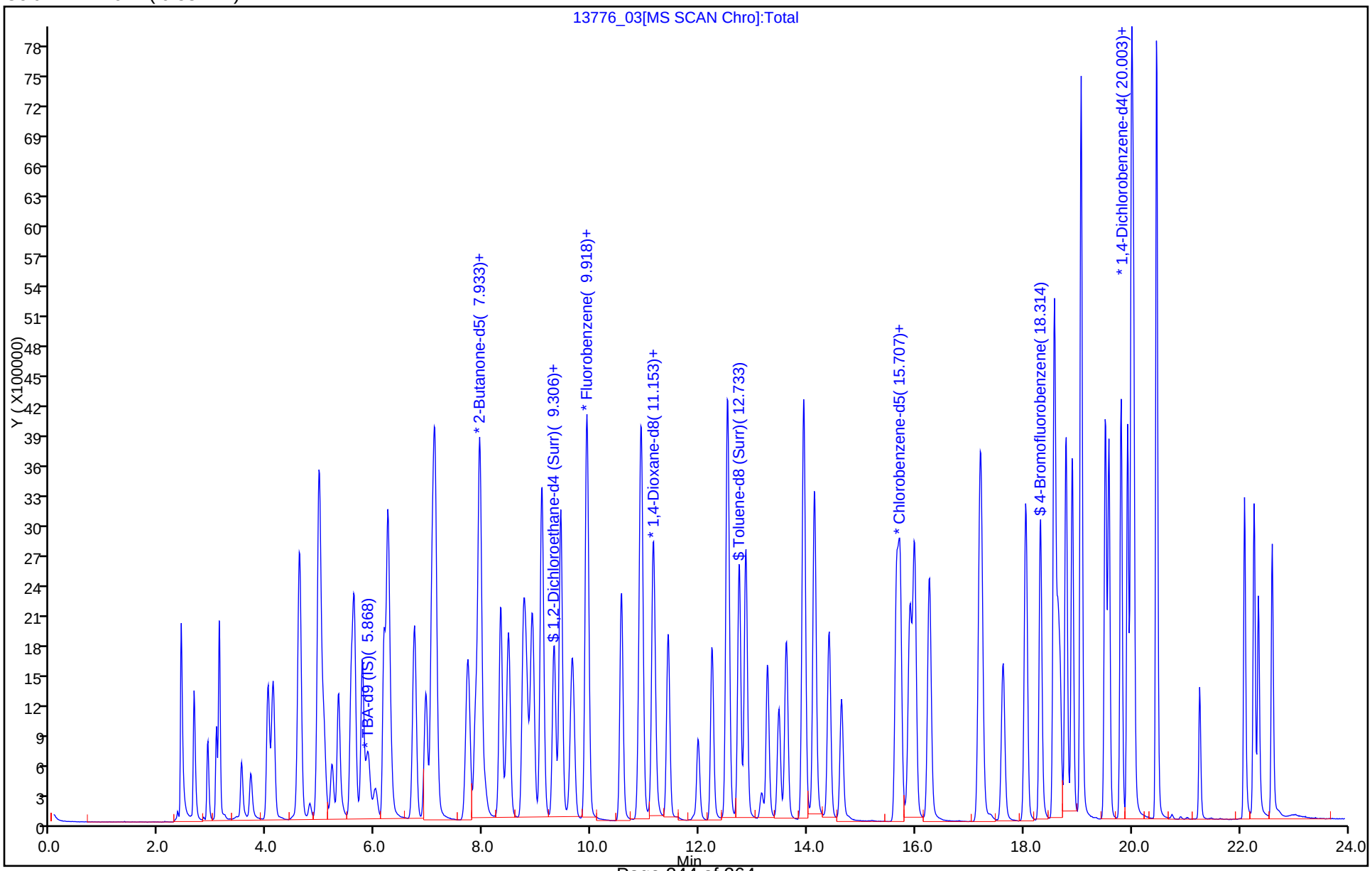

FORM I
GC/MS VOA ORGANICS ANALYSIS DATA SHEET

Lab Name: TestAmerica Burlington | Job No.: 200-28023-1

SDG No.: 200-28023

Client Sample ID: IRRIGATION #4 MS | Lab Sample ID: 200-28023-3 MS

Matrix: Water | Lab File ID: 13776_19.D

Analysis Method: 8260C | Date Collected: 05/18/2015 09:55

Sample wt/vol: 5(mL) | Date Analyzed: 05/27/2015 21:30

Soil Aliquot Vol: | Dilution Factor: 1

Soil Extract Vol.: | GC Column: DB-624 ID: 0.53(mm)

% Moisture: | Level: (low/med) Low

Analysis Batch No.: 88791 | Units: ug/L

CAS NO.	COMPOUND NAME	RESULT	Q	LOQ	LOD	DL
75-71-8	Dichlorodifluoromethane	26.4		1.0	0.40	0.27
74-87-3	Chloromethane	23.4		1.0	0.40	0.34
75-01-4	Vinyl chloride	25.4		1.0	0.40	0.23
74-83-9	Bromomethane	16.2		1.0	0.40	0.34
75-00-3	Chloroethane	24.1		1.0	0.40	0.37
75-69-4	Trichlorofluoromethane	25.9		1.0	0.40	0.30
75-35-4	1,1-Dichloroethene	26.2		1.0	0.40	0.19
76-13-1	1,1,2-Trichloro-1,2,2-trifluoroethane	25.6		1.0	0.40	0.24
67-64-1	Acetone	54.8		5.0	1.9	1.7
74-88-4	Iodomethane	17.2		1.0	0.40	0.23
75-15-0	Carbon disulfide	26.1		1.0	0.40	0.21
79-20-9	Methyl acetate	115		5.0	1.9	0.87
75-09-2	Methylene Chloride	25.5		1.0	0.40	0.23
156-60-5	trans-1,2-Dichloroethene	27.1		1.0	0.40	0.23
540-59-0	1,2-Dichloroethene, Total	53.9		2.0	0.40	0.22
1634-04-4	Methyl tert-butyl ether	28.4		1.0	0.40	0.21
75-34-3	1,1-Dichloroethane	27.1		1.0	0.40	0.21
108-05-4	Vinyl acetate	113	J	5.0	0.80	0.53
594-20-7	2,2-Dichloropropane	21.1		1.0	0.80	0.47
156-59-2	cis-1,2-Dichloroethene	26.8		1.0	0.40	0.22
78-93-3	2-Butanone (MEK)	89.5		5.0	1.9	1.3
74-97-5	Chlorobromomethane	27.5		1.0	0.40	0.26
109-99-9	Tetrahydrofuran	64.7	J	2.0	1.6	0.94
67-66-3	Chloroform	27.1		1.0	0.40	0.20
71-55-6	1,1,1-Trichloroethane	26.7		1.0	0.40	0.20
110-82-7	Cyclohexane	25.8		1.0	0.40	0.22
563-58-6	1,1-Dichloropropene	28.3		1.0	0.40	0.19
56-23-5	Carbon tetrachloride	31.0	J	1.0	0.40	0.22
78-83-1	Isobutyl alcohol	909	J	50	9.7	9.0
71-43-2	Benzene	26.9		1.0	0.40	0.19
107-06-2	1,2-Dichloroethane	27.4		1.0	0.40	0.19
79-01-6	Trichloroethene	26.7		1.0	0.40	0.18
108-87-2	Methylcyclohexane	26.2		1.0	0.40	0.20
78-87-5	1,2-Dichloropropane	26.8		1.0	0.40	0.24
74-95-3	Dibromomethane	27.4		1.0	0.40	0.24

FORM I
GC/MS VOA ORGANICS ANALYSIS DATA SHEET

Lab Name: TestAmerica Burlington Job No.: 200-28023-1

SDG No.: 200-28023

Client Sample ID: IRRIGATION #4 MS Lab Sample ID: 200-28023-3 MS

Matrix: Water Lab File ID: 13776_19.D

Analysis Method: 8260C Date Collected: 05/18/2015 09:55

Sample wt/vol: 5(mL) Date Analyzed: 05/27/2015 21:30

Soil Aliquot Vol: Dilution Factor: 1

Soil Extract Vol.: GC Column: DB-624 ID: 0.53(mm)

% Moisture: Level: (low/med) Low

Analysis Batch No.: 88791 Units: ug/L

CAS NO.	COMPOUND NAME	RESULT	Q	LOQ	LOD	DL
123-91-1	1,4-Dioxane	544		40	16	6.2
75-27-4	Dichlorobromomethane	27.3		1.0	0.40	0.20
110-75-8	2-Chloroethyl vinyl ether	0.40	U J	1.0	0.40	0.18
10061-01-5	cis-1,3-Dichloropropene	28.0		1.0	0.40	0.22
108-10-1	4-Methyl-2-pentanone (MIBK)	127		5.0	1.9	0.82
108-88-3	Toluene	26.0		1.0	0.40	0.22
10061-02-6	trans-1,3-Dichloropropene	29.5		1.0	0.40	0.26
79-00-5	1,1,2-Trichloroethane	27.0		1.0	0.40	0.24
127-18-4	Tetrachloroethene	26.1		1.0	0.40	0.22
142-28-9	1,3-Dichloropropane	26.5		1.0	0.40	0.20
591-78-6	2-Hexanone	93.8		5.0	1.9	1.2
124-48-1	Chlorodibromomethane	28.8		1.0	0.40	0.22
106-93-4	Ethylene Dibromide	27.8		1.0	0.40	0.22
108-90-7	Chlorobenzene	26.4		1.0	0.40	0.18
630-20-6	1,1,1,2-Tetrachloroethane	26.8		1.0	0.40	0.20
100-41-4	Ethylbenzene	26.0		1.0	0.40	0.20
179601-23-1	m-Xylene & p-Xylene	26.6		1.0	0.40	0.21
95-47-6	o-Xylene	26.5		1.0	0.40	0.23
1330-20-7	Xylenes, Total	53.1		2.0	0.40	0.21
100-42-5	Styrene	25.0		1.0	0.40	0.26
75-25-2	Bromoform	29.4		1.0	0.40	0.23
98-82-8	Isopropylbenzene	26.2		1.0	0.40	0.22
108-86-1	Bromobenzene	26.0		1.0	0.40	0.21
79-34-5	1,1,2,2-Tetrachloroethane	29.1		1.0	0.40	0.27
96-18-4	1,2,3-Trichloropropane	29.1		1.0	0.40	0.29
103-65-1	N-Propylbenzene	26.2		1.0	0.40	0.19
95-49-8	2-Chlorotoluene	26.2		1.0	0.40	0.23
106-43-4	4-Chlorotoluene	26.6		1.0	0.40	0.26
108-67-8	1,3,5-Trimethylbenzene	26.3		1.0	0.40	0.22
98-06-6	tert-Butylbenzene	26.1		1.0	0.40	0.20
95-63-6	1,2,4-Trimethylbenzene	26.1		1.0	0.40	0.21
135-98-8	sec-Butylbenzene	26.6		1.0	0.40	0.21
99-87-6	4-Isopropyltoluene	26.0		1.0	0.40	0.22
541-73-1	1,3-Dichlorobenzene	26.5		1.0	0.40	0.20
106-46-7	1,4-Dichlorobenzene	26.4		1.0	0.40	0.26
95-50-1	1,2-Dichlorobenzene	26.5		1.0	0.40	0.23

FORM I
GC/MS VOA ORGANICS ANALYSIS DATA SHEET

Lab Name: TestAmerica Burlington Job No.: 200-28023-1

SDG No.: 200-28023

Client Sample ID: IRRIGATION #4 MS Lab Sample ID: 200-28023-3 MS

Matrix: Water Lab File ID: 13776_19.D

Analysis Method: 8260C Date Collected: 05/18/2015 09:55

Sample wt/vol: 5(mL) Date Analyzed: 05/27/2015 21:30

Soil Aliquot Vol: Dilution Factor: 1

Soil Extract Vol.: GC Column: DB-624 ID: 0.53(mm)

% Moisture: Level: (low/med) Low

Analysis Batch No.: 88791 Units: ug/L

CAS NO.	COMPOUND NAME	RESULT	Q	LOQ	LOD	DL
104-51-8	n-Butylbenzene	25.9		1.0	0.40	0.20
96-12-8	1,2-Dibromo-3-Chloropropane	30.7	J	1.0	0.40	0.24
120-82-1	1,2,4-Trichlorobenzene	27.5		1.0	0.40	0.21
87-68-3	Hexachlorobutadiene	25.8		1.0	0.40	0.29
91-20-3	Naphthalene	31.1		1.0	0.40	0.31
87-61-6	1,2,3-Trichlorobenzene	28.3		1.0	0.40	0.26

CAS NO.	SURROGATE	%REC	Q	LIMITS
17060-07-0	1,2-Dichloroethane-d4 (Surr)	105		80-120
2037-26-5	Toluene-d8 (Surr)	105		80-120
460-00-4	4-Bromofluorobenzene	105		80-125
1868-53-7	Dibromofluoromethane (Surr)	111		50-150

TestAmerica Burlington
Target Compound Quantitation Report

Data File: \\BTV-LIMS1\ChromData\CHL.i\20150527-13776.b\13776_19.D
Lims ID: 200-28023-A-3 MS
Client ID: IRRIGATION #4
Sample Type: MS
Inject. Date: 27-May-2015 21:30:30 ALS Bottle#: 18 Worklist Smp#: 18
Purge Vol: 5.000 mL Dil. Factor: 1.0000
Sample Info: 200-0013776-018
Misc. Info.: 1,5
Operator ID: NEA Instrument ID: CHL.i

Method: \\BTV-LIMS1\ChromData\CHL.i\20150527-13776.b\8260_L_W_Ver.2.m
Limit Group: VM_8260C_Limits
Last Update: 29-May-2015 11:22:59 Calib Date: 20-May-2015 15:58:30
Integrator: RTE ID Type: Deconvolution ID
Quant Method: Internal Standard Quant By: Initial Calibration
Last ICal File: \\BTV-LIMS1\ChromData\CHL.i\20150520-13688.b\13688_09.D

Column 1 : DB-624 (0.53 mm) Det: MS SCAN
Process Host: XAWRK030

First Level Reviewer: archern Date: 29-May-2015 11:21:15

Compound	Sig	RT (min.)	Adj RT (min.)	Dlt RT (min.)	Q	Response	Cal Amt ug/l	OnCol Amt ug/l	Flags
1 Dichlorodifluoromethane	85	2.640	2.628	0.012	99	1941729	24.8	26.4	
2 Chloromethane	50	2.897	2.885	0.012	98	1353258	24.8	23.4	
3 Vinyl chloride	62	3.055	3.033	0.022	98	1499802	24.8	25.4	
6 Bromomethane	94	3.519	3.517	0.002	100	628741	24.8	16.2	
$ 5 BFB	95		3.544					ND	
7 Chloroethane	64	3.697	3.685	0.012	99	875802	24.8	24.1	
9 Trichlorofluoromethane	101	4.112	4.090	0.022	98	2423513	24.8	25.9	
13 1,1-Dichloroethene	96	4.961	4.949	0.012	95	1404127	24.8	26.2	
14 1,1,2-Trichloro-1,2,2-trif	101	4.971	4.959	0.012	94	2778699	24.8	25.6	
15 Acetone	43	5.050	5.048	0.002	86	1308019	124.1	54.8	
16 Iodomethane	142	5.199	5.196	0.003	96	997643	24.8	17.2	
17 Carbon disulfide	76	5.327	5.305	0.022	98	3864049	24.8	26.1	
19 Methyl acetate	74	5.613	5.601	0.012	99	995446	124.1	114.9	
20 Methylene Chloride	84	5.771	5.759	0.012	98	1456467	24.8	25.5	
* 21 TBA-d9 (IS)	65	5.870	5.838	0.032	97	2269480	500.0	500.0	
24 trans-1,2-Dichloroethene	96	6.236	6.233	0.003	97	1540759	24.8	27.1	
25 Methyl tert-butyl ether	73	6.255	6.253	0.002	98	3069340	24.8	28.4	
S 26 1,2-Dichloroethene, Total	96				0			53.9	
28 1,1-Dichloroethane	63	6.937	6.935	0.002	99	3092180	24.8	27.1	
29 Vinyl acetate	86	7.046	7.053	-0.007	100	465600	49.6	113.4	
* 33 2-Butanone-d5	46	7.856	7.843	0.013	100	3131407	125.0	125.0	
34 2,2-Dichloropropane	41	7.925	7.912	0.013	96	1235843	24.8	21.1	
35 cis-1,2-Dichloroethene	96	7.935	7.922	0.013	91	1546064	24.8	26.8	
36 2-Butanone (MEK)	72	7.954	7.962	-0.008	98	595250	124.1	89.5	
39 Chlorobromomethane	128	8.330	8.327	0.003	95	905955	24.8	27.5	
40 Tetrahydrofuran	42	8.438	8.456	-0.018	97	896158	49.6	64.7	
41 Chloroform	83	8.478	8.475	0.003	98	2777283	24.8	27.1	
$ 42 Dibromofluoromethane (Surr	113	8.745	8.732	0.013	88	2363486	25.0	27.8	7
43 1,1,1-Trichloroethane	97	8.794	8.792	0.002	98	2255860	24.8	26.7	
44 Cyclohexane	56	8.913	8.910	0.003	96	2735381	24.8	25.8	
45 1,1-Dichloropropene	75	9.080	9.078	0.002	94	2331693	24.8	28.3	

Compound	Sig	RT (min.)	Adj RT (min.)	Dlt RT (min.)	Q	Response	Cal Amt ug/l	OnCol Amt ug/l	Flags
46 Carbon tetrachloride	117	9.090	9.088	0.002	97	2199202	24.8	31.0	
47 Isobutyl alcohol	43	9.308	9.295	0.013	93	1612955	620.4	908.8	
$ 48 1,2-Dichloroethane-d4 (Sur	65	9.318	9.325	-0.007	81	1097029	25.0	26.2	
49 Benzene	78	9.436	9.434	0.002	97	4326406	24.8	26.9	
50 1,2-Dichloroethane	62	9.446	9.453	-0.007	91	1387907	24.8	27.4	
* 52 Fluorobenzene	96	9.910	9.908	0.002	99	4575922	25.0	25.0	
54 Trichloroethene	95	10.562	10.570	-0.008	99	1801788	24.8	26.7	
55 Methylcyclohexane	83	10.918	10.905	0.013	88	2199565	24.8	26.2	
56 1,2-Dichloropropane	63	10.937	10.945	-0.008	91	1870447	24.8	26.8	
* 57 1,4-Dioxane-d8	96	11.105	11.103	0.002	87	221960	500.0	500.0	
58 Dibromomethane	93	11.145	11.152	-0.007	98	1450496	24.8	27.4	
60 1,4-Dioxane	88	11.204	11.202	0.002	93	255343	496.3	543.9	
61 Dichlorobromomethane	83	11.422	11.429	-0.007	98	2807548	24.8	27.3	
62 2-Chloroethyl vinyl ether	63		12.002				ND	ND	
63 cis-1,3-Dichloropropene	75	12.241	12.249	-0.008	95	2391151	24.8	28.0	
64 4-Methyl-2-pentanone (MIBK	43	12.528	12.525	0.003	96	9014844	124.1	127.2	
$ 65 Toluene-d8 (Surr)	98	12.745	12.753	-0.008	99	3910037	25.0	26.3	
66 Toluene	92	12.864	12.871	-0.007	94	2758600	24.8	26.0	
67 trans-1,3-Dichloropropene	75	13.269	13.276	-0.007	99	2000975	24.8	29.5	
69 1,1,2-Trichloroethane	83	13.614	13.612	0.002	97	1334094	24.8	27.0	
70 Tetrachloroethene	166	13.930	13.928	0.002	97	2204091	24.8	26.1	
71 1,3-Dichloropropane	76	13.940	13.948	-0.008	97	2446784	24.8	26.5	
72 2-Hexanone	43	14.138	14.145	-0.007	100	5969988	124.1	93.8	
73 Chlorodibromomethane	129	14.405	14.402	0.003	98	2497169	24.8	28.8	
74 Ethylene Dibromide	107	14.632	14.639	-0.007	98	2217924	24.8	27.8	
* 75 Chlorobenzene-d5	117	15.649	15.657	-0.008	88	3560929	25.0	25.0	
76 Chlorobenzene	112	15.718	15.726	-0.008	92	3468002	24.8	26.4	
77 1,1,1,2-Tetrachloroethane	131	15.906	15.894	0.012	99	1766428	24.8	26.8	
78 Ethylbenzene	91	15.985	15.983	0.002	99	5509241	24.8	26.0	
79 m-Xylene & p-Xylene	106	16.262	16.269	-0.007	98	1982361	24.8	26.6	
S 80 Xylenes, Total	106				0		49.6	53.1	
81 o-Xylene	106	17.190	17.198	-0.008	93	1910110	24.8	26.5	
82 Styrene	104	17.230	17.227	0.003	90	2654148	24.8	25.0	
83 Bromoform	173	17.625	17.622	0.003	94	2004373	24.8	29.4	
84 Isopropylbenzene	105	18.049	18.037	0.012	96	5482950	24.8	26.2	
$ 85 4-Bromofluorobenzene	95	18.316	18.314	0.002	87	2592807	25.0	26.3	
86 Bromobenzene	156	18.573	18.571	0.003	96	1824516	24.8	26.0	
87 1,1,2,2-Tetrachloroethane	83	18.583	18.580	0.003	100	2691452	24.8	29.1	
88 1,2,3-Trichloropropane	110	18.642	18.650	-0.008	95	594392	24.8	29.1	
90 N-Propylbenzene	120	18.790	18.788	0.002	98	1355592	24.8	26.2	
91 2-Chlorotoluene	126	18.909	18.906	0.003	97	1296802	24.8	26.2	
92 1,3,5-Trimethylbenzene	105	19.067	19.064	0.003	76	3891542	24.8	26.3	
93 4-Chlorotoluene	126	19.067	19.064	0.003	97	1332243	24.8	26.6	
94 tert-Butylbenzene	119	19.521	19.509	0.012	93	4186885	24.8	26.1	
95 1,2,4-Trimethylbenzene	105	19.580	19.578	0.002	98	3749710	24.8	26.1	
96 sec-Butylbenzene	105	19.808	19.805	0.003	99	5734878	24.8	26.6	
97 1,3-Dichlorobenzene	146	19.936	19.934	0.002	95	2833030	24.8	26.5	
98 4-Isopropyltoluene	119	19.995	19.993	0.002	98	4276818	24.8	26.0	
* 99 1,4-Dichlorobenzene-d4	152	20.015	20.003	0.012	97	1947782	25.0	25.0	
100 1,4-Dichlorobenzene	146	20.045	20.032	0.013	94	2900966	24.8	26.4	
101 n-Butylbenzene	91	20.469	20.467	0.002	99	3760107	24.8	25.9	
102 1,2-Dichlorobenzene	146	20.469	20.467	0.002	83	2631528	24.8	26.5	

Compound	Sig	RT (min.)	Adj RT (min.)	Dlt RT (min.)	Q	Response	Cal Amt ug/l	OnCol Amt ug/l	Flags
103 1,2-Dibromo-3-Chloropropan	75	21.270	21.257	0.013	94	489131	24.8	30.7	
104 1,2,4-Trichlorobenzene	180	22.099	22.087	0.012	94	1758109	24.8	27.5	
105 Hexachlorobutadiene	225	22.277	22.265	0.012	57	1072616	24.8	25.8	
106 Naphthalene	128	22.356	22.354	0.002	98	2949344	24.8	31.1	
107 1,2,3-Trichlorobenzene	180	22.613	22.610	0.003	95	1548738	24.8	28.3	

QC Flag Legend

Processing Flags

ND - Not Detected or Marked ND

7 - Failed Limit of Detection

Reagents:

8260SScorp_00013	Amount Added:	2.50	Units: uL	
8260LCS.Bcorp_00015	Amount Added:	1.41	Units: uL	
8260LCS.A_00020	Amount Added:	1.41	Units: uL	
8260IScorp._00015	Amount Added:	2.50	Units: uL	Run Reagent

Report Date: 29-May-2015 11:23:22 Chrom Revision: 2.2 05-May-2015 11:39:10

TestAmerica Burlington

Data File: \\BTV-LIMS1\ChromData\CHL.i\20150527-13776.b\13776_19.D

Injection Date:	27-May-2015 21:30:30	Instrument ID:	CHL.i	Operator ID:	NEA
Lims ID:	200-28023-A-3 MS			Worklist Smp#:	18
Client ID:	IRRIGATION #4				
Purge Vol:	5.000 mL	Dil. Factor:	1.0000	ALS Bottle#:	18
Method:	8260_L_W_Ver.2	Limit Group:	VM_8260C_Limits		

Column: DB-624 (0.53 mm)

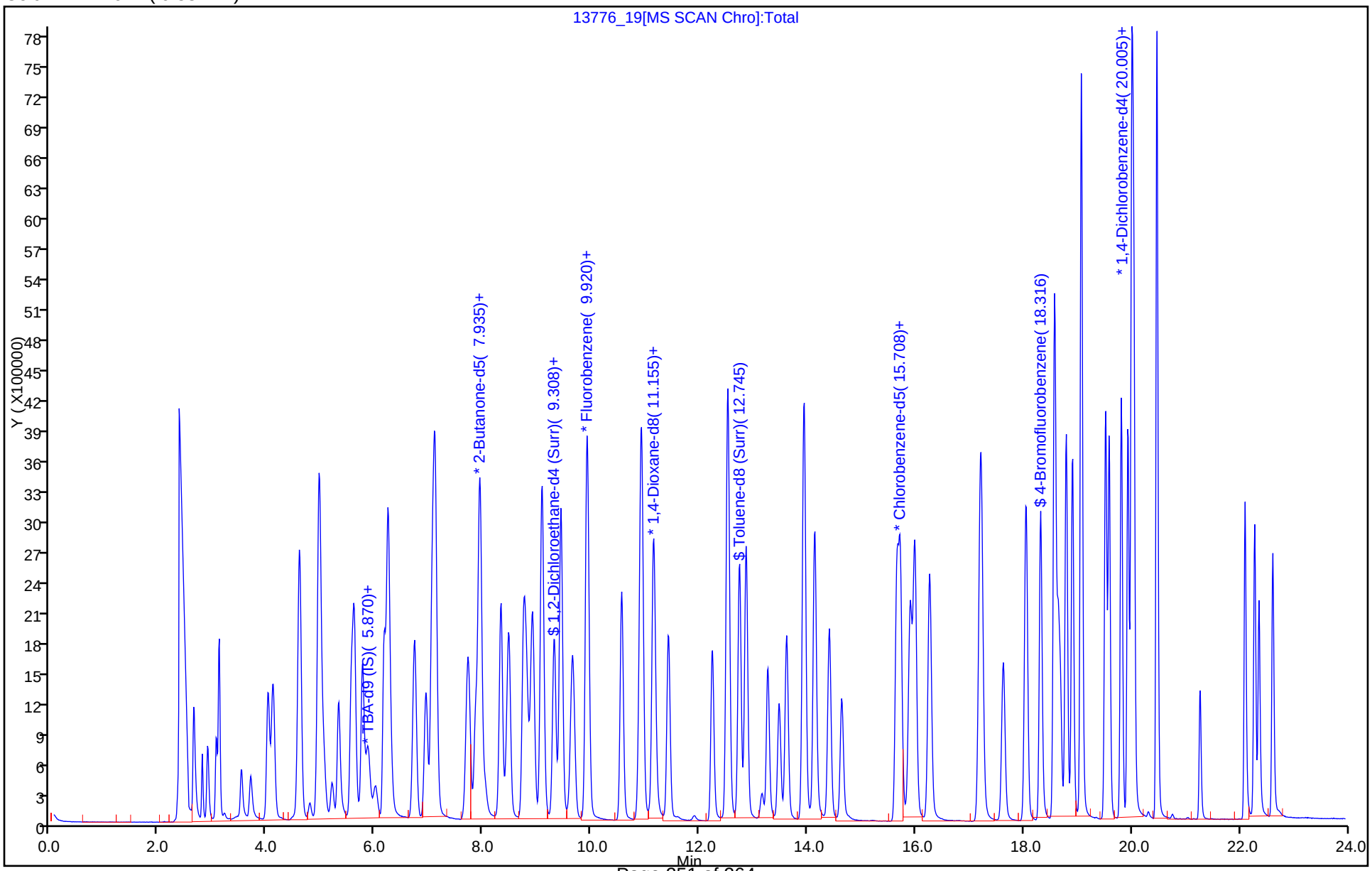

FORM I
GC/MS VOA ORGANICS ANALYSIS DATA SHEET

Lab Name: TestAmerica Burlington | Job No.: 200-28023-1

SDG No.: 200-28023

Client Sample ID: IRRIGATION #4 MSD | Lab Sample ID: 200-28023-3 MSD

Matrix: Water | Lab File ID: 13776_20.D

Analysis Method: 8260C | Date Collected: 05/18/2015 09:55

Sample wt/vol: 5(mL) | Date Analyzed: 05/27/2015 22:04

Soil Aliquot Vol: | Dilution Factor: 1

Soil Extract Vol.: | GC Column: DB-624 ID: 0.53(mm)

% Moisture: | Level: (low/med) Low

Analysis Batch No.: 88791 | Units: ug/L

CAS NO.	COMPOUND NAME	RESULT	Q	LOQ	LOD	DL
75-71-8	Dichlorodifluoromethane	26.1		1.0	0.40	0.27
74-87-3	Chloromethane	23.9		1.0	0.40	0.34
75-01-4	Vinyl chloride	25.5		1.0	0.40	0.23
74-83-9	Bromomethane	18.1		1.0	0.40	0.34
75-00-3	Chloroethane	23.7		1.0	0.40	0.37
75-69-4	Trichlorofluoromethane	25.6		1.0	0.40	0.30
75-35-4	1,1-Dichloroethene	26.2		1.0	0.40	0.19
76-13-1	1,1,2-Trichloro-1,2,2-trifluoroethane	25.5		1.0	0.40	0.24
67-64-1	Acetone	55.7		5.0	1.9	1.7
74-88-4	Iodomethane	19.9		1.0	0.40	0.23
75-15-0	Carbon disulfide	26.1		1.0	0.40	0.21
79-20-9	Methyl acetate	114		5.0	1.9	0.87
75-09-2	Methylene Chloride	25.1		1.0	0.40	0.23
156-60-5	trans-1,2-Dichloroethene	27.1		1.0	0.40	0.23
540-59-0	1,2-Dichloroethene, Total	53.9		2.0	0.40	0.22
1634-04-4	Methyl tert-butyl ether	28.1		1.0	0.40	0.21
75-34-3	1,1-Dichloroethane	26.9		1.0	0.40	0.21
108-05-4	Vinyl acetate	116	J	5.0	0.80	0.53
594-20-7	2,2-Dichloropropane	20.6		1.0	0.80	0.47
156-59-2	cis-1,2-Dichloroethene	26.8		1.0	0.40	0.22
78-93-3	2-Butanone (MEK)	90.1		5.0	1.9	1.3
74-97-5	Chlorobromomethane	27.3		1.0	0.40	0.26
109-99-9	Tetrahydrofuran	63.8	J	2.0	1.6	0.94
67-66-3	Chloroform	26.8		1.0	0.40	0.20
71-55-6	1,1,1-Trichloroethane	26.7		1.0	0.40	0.20
110-82-7	Cyclohexane	26.0		1.0	0.40	0.22
563-58-6	1,1-Dichloropropene	28.5		1.0	0.40	0.19
56-23-5	Carbon tetrachloride	30.6	J	1.0	0.40	0.22
78-83-1	Isobutyl alcohol	893	J	50	9.7	9.0
71-43-2	Benzene	27.0		1.0	0.40	0.19
107-06-2	1,2-Dichloroethane	27.4		1.0	0.40	0.19
79-01-6	Trichloroethene	26.9		1.0	0.40	0.18
108-87-2	Methylcyclohexane	26.5		1.0	0.40	0.20
78-87-5	1,2-Dichloropropane	26.9		1.0	0.40	0.24
74-95-3	Dibromomethane	27.3		1.0	0.40	0.24

FORM I
GC/MS VOA ORGANICS ANALYSIS DATA SHEET

Lab Name: TestAmerica Burlington Job No.: 200-28023-1

SDG No.: 200-28023

Client Sample ID: IRRIGATION #4 MSD Lab Sample ID: 200-28023-3 MSD

Matrix: Water Lab File ID: 13776_20.D

Analysis Method: 8260C Date Collected: 05/18/2015 09:55

Sample wt/vol: 5(mL) Date Analyzed: 05/27/2015 22:04

Soil Aliquot Vol: Dilution Factor: 1

Soil Extract Vol.: GC Column: DB-624 ID: 0.53(mm)

% Moisture: Level: (low/med) Low

Analysis Batch No.: 88791 Units: ug/L

CAS NO.	COMPOUND NAME	RESULT	Q	LOQ	LOD	DL
123-91-1	1,4-Dioxane	512		40	16	6.2
75-27-4	Dichlorobromomethane	27.1		1.0	0.40	0.20
110-75-8	2-Chloroethyl vinyl ether	0.40	U J	1.0	0.40	0.18
10061-01-5	cis-1,3-Dichloropropene	27.8		1.0	0.40	0.22
108-10-1	4-Methyl-2-pentanone (MIBK)	127		5.0	1.9	0.82
108-88-3	Toluene	26.4		1.0	0.40	0.22
10061-02-6	trans-1,3-Dichloropropene	29.3		1.0	0.40	0.26
79-00-5	1,1,2-Trichloroethane	27.2		1.0	0.40	0.24
127-18-4	Tetrachloroethene	26.7		1.0	0.40	0.22
142-28-9	1,3-Dichloropropane	26.9		1.0	0.40	0.20
591-78-6	2-Hexanone	93.1		5.0	1.9	1.2
124-48-1	Chlorodibromomethane	29.0		1.0	0.40	0.22
106-93-4	Ethylene Dibromide	27.9		1.0	0.40	0.22
108-90-7	Chlorobenzene	26.6		1.0	0.40	0.18
630-20-6	1,1,1,2-Tetrachloroethane	27.1		1.0	0.40	0.20
100-41-4	Ethylbenzene	26.3		1.0	0.40	0.20
179601-23-1	m-Xylene & p-Xylene	26.6		1.0	0.40	0.21
95-47-6	o-Xylene	26.8		1.0	0.40	0.23
1330-20-7	Xylenes, Total	53.4		2.0	0.40	0.21
100-42-5	Styrene	25.2		1.0	0.40	0.26
75-25-2	Bromoform	29.9		1.0	0.40	0.23
98-82-8	Isopropylbenzene	26.6		1.0	0.40	0.22
108-86-1	Bromobenzene	26.6		1.0	0.40	0.21
79-34-5	1,1,2,2-Tetrachloroethane	29.6		1.0	0.40	0.27
96-18-4	1,2,3-Trichloropropane	29.9		1.0	0.40	0.29
103-65-1	N-Propylbenzene	27.2		1.0	0.40	0.19
95-49-8	2-Chlorotoluene	26.7		1.0	0.40	0.23
106-43-4	4-Chlorotoluene	25.8		1.0	0.40	0.26
108-67-8	1,3,5-Trimethylbenzene	26.8		1.0	0.40	0.22
98-06-6	tert-Butylbenzene	26.4		1.0	0.40	0.20
95-63-6	1,2,4-Trimethylbenzene	26.5		1.0	0.40	0.21
135-98-8	sec-Butylbenzene	27.2		1.0	0.40	0.21
99-87-6	4-Isopropyltoluene	26.3		1.0	0.40	0.22
541-73-1	1,3-Dichlorobenzene	26.9		1.0	0.40	0.20
106-46-7	1,4-Dichlorobenzene	27.2		1.0	0.40	0.26
95-50-1	1,2-Dichlorobenzene	26.9		1.0	0.40	0.23

FORM I
GC/MS VOA ORGANICS ANALYSIS DATA SHEET

Lab Name: TestAmerica Burlington Job No.: 200-28023-1

SDG No.: 200-28023

Client Sample ID: IRRIGATION #4 MSD Lab Sample ID: 200-28023-3 MSD

Matrix: Water Lab File ID: 13776_20.D

Analysis Method: 8260C Date Collected: 05/18/2015 09:55

Sample wt/vol: 5(mL) Date Analyzed: 05/27/2015 22:04

Soil Aliquot Vol: Dilution Factor: 1

Soil Extract Vol.: GC Column: DB-624 ID: 0.53(mm)

% Moisture: Level: (low/med) Low

Analysis Batch No.: 88791 Units: ug/L

CAS NO.	COMPOUND NAME	RESULT	Q	LOQ	LOD	DL
104-51-8	n-Butylbenzene	26.3		1.0	0.40	0.20
96-12-8	1,2-Dibromo-3-Chloropropane	31.2	J	1.0	0.40	0.24
120-82-1	1,2,4-Trichlorobenzene	28.7		1.0	0.40	0.21
87-68-3	Hexachlorobutadiene	26.9		1.0	0.40	0.29
91-20-3	Naphthalene	32.7	J	1.0	0.40	0.31
87-61-6	1,2,3-Trichlorobenzene	29.9	J	1.0	0.40	0.26

CAS NO.	SURROGATE	%REC	Q	LIMITS
17060-07-0	1,2-Dichloroethane-d4 (Surr)	104		80-120
2037-26-5	Toluene-d8 (Surr)	105		80-120
460-00-4	4-Bromofluorobenzene	105		80-125
1868-53-7	Dibromofluoromethane (Surr)	109		50-150

TestAmerica Burlington
Target Compound Quantitation Report

Data File: \\BTV-LIMS1\ChromData\CHL.i\20150527-13776.b\13776_20.D
Lims ID: 200-28023-A-3 MSD
Client ID: IRRIGATION #4
Sample Type: MSD
Inject. Date: 27-May-2015 22:04:30 ALS Bottle#: 19 Worklist Smp#: 19
Purge Vol: 5.000 mL Dil. Factor: 1.0000
Sample Info: 200-0013776-019
Misc. Info.: 1,5
Operator ID: NEA Instrument ID: CHL.i

Method: \\BTV-LIMS1\ChromData\CHL.i\20150527-13776.b\8260_L_W_Ver.2.m
Limit Group: VM_8260C_Limits
Last Update: 29-May-2015 11:22:59 Calib Date: 20-May-2015 15:58:30
Integrator: RTE ID Type: Deconvolution ID
Quant Method: Internal Standard Quant By: Initial Calibration
Last ICal File: \\BTV-LIMS1\ChromData\CHL.i\20150520-13688.b\13688_09.D

Column 1 : DB-624 (0.53 mm) Det: MS SCAN
Process Host: XAWRK030

First Level Reviewer: archern Date: 29-May-2015 11:21:48

Compound	Sig	RT (min.)	Adj RT (min.)	Dlt RT (min.)	Q	Response	Cal Amt ug/l	OnCol Amt ug/l	Flags
1 Dichlorodifluoromethane	85	2.656	2.628	0.028	99	1986047	24.8	26.1	
2 Chloromethane	50	2.913	2.885	0.028	98	1428531	24.8	23.9	
3 Vinyl chloride	62	3.071	3.033	0.038	97	1560814	24.8	25.5	
6 Bromomethane	94	3.535	3.517	0.018	99	729014	24.8	18.1	
$ 5 BFB	95	3.545	3.544	0.001	0	92515		1.17	
7 Chloroethane	64	3.713	3.685	0.028	99	891315	24.8	23.7	
9 Trichlorofluoromethane	101	4.128	4.090	0.038	99	2479301	24.8	25.6	
13 1,1-Dichloroethene	96	4.967	4.949	0.018	95	1454056	24.8	26.2	
14 1,1,2-Trichloro-1,2,2-trif	101	4.987	4.959	0.028	94	2871302	24.8	25.5	
15 Acetone	43	5.066	5.048	0.018	86	1368811	124.1	55.7	
16 Iodomethane	142	5.214	5.196	0.018	96	1194867	24.8	19.9	
17 Carbon disulfide	76	5.333	5.305	0.028	99	3999915	24.8	26.1	
19 Methyl acetate	74	5.629	5.601	0.028	99	1019279	124.1	114.3	
20 Methylene Chloride	84	5.777	5.759	0.018	98	1484399	24.8	25.1	
* 21 TBA-d9 (IS)	65	5.876	5.838	0.038	97	2302074	500.0	500.0	
24 trans-1,2-Dichloroethene	96	6.252	6.233	0.019	98	1599275	24.8	27.1	
25 Methyl tert-butyl ether	73	6.271	6.253	0.018	98	3152882	24.8	28.1	
S 26 1,2-Dichloroethene, Total	96				0			53.9	
28 1,1-Dichloroethane	63	6.953	6.935	0.018	99	3175971	24.8	26.9	
29 Vinyl acetate	86	7.062	7.053	0.009	100	491250	49.6	115.6	
* 33 2-Butanone-d5	46	7.862	7.843	0.019	100	3223201	125.0	125.0	
34 2,2-Dichloropropane	41	7.941	7.912	0.029	96	1246618	24.8	20.6	
35 cis-1,2-Dichloroethene	96	7.941	7.922	0.019	91	1597859	24.8	26.8	
36 2-Butanone (MEK)	72	7.970	7.962	0.008	98	616753	124.1	90.1	
39 Chlorobromomethane	128	8.336	8.327	0.009	95	930383	24.8	27.3	
40 Tetrahydrofuran	42	8.444	8.456	-0.012	97	915543	49.6	63.8	
41 Chloroform	83	8.484	8.475	0.009	98	2849368	24.8	26.8	
$ 42 Dibromofluoromethane (Surr	113	8.751	8.732	0.019	91	2391712	25.0	27.2	7
43 1,1,1-Trichloroethane	97	8.800	8.792	0.008	98	2337613	24.8	26.7	
44 Cyclohexane	56	8.919	8.910	0.009	97	2848318	24.8	26.0	
45 1,1-Dichloropropene	75	9.086	9.078	0.008	94	2429465	24.8	28.5	

Compound	Sig	RT (min.)	Adj RT (min.)	Dlt RT (min.)	Q	Response	Cal Amt ug/l	OnCol Amt ug/l	Flags
46 Carbon tetrachloride	117	9.096	9.088	0.008	98	2249403	24.8	30.6	
47 Isobutyl alcohol	43	9.314	9.295	0.019	93	1639703	620.4	892.5	
$ 48 1,2-Dichloroethane-d4 (Sur	65	9.324	9.325	-0.001	81	1122759	25.0	25.9	
49 Benzene	78	9.442	9.434	0.008	97	4490629	24.8	27.0	
50 1,2-Dichloroethane	62	9.452	9.453	-0.001	91	1436435	24.8	27.4	
* 52 Fluorobenzene	96	9.916	9.908	0.008	97	4736717	25.0	25.0	
54 Trichloroethene	95	10.568	10.570	-0.002	99	1880800	24.8	26.9	
55 Methylcyclohexane	83	10.924	10.905	0.019	88	2303356	24.8	26.5	
56 1,2-Dichloropropane	63	10.943	10.945	-0.002	92	1944099	24.8	26.9	
* 57 1,4-Dioxane-d8	96	11.121	11.103	0.018	87	232048	500.0	500.0	
58 Dibromomethane	93	11.141	11.152	-0.011	97	1496407	24.8	27.3	
60 1,4-Dioxane	88	11.200	11.202	-0.002	96	251103	496.3	511.6	
61 Dichlorobromomethane	83	11.427	11.429	-0.002	98	2882379	24.8	27.1	
62 2-Chloroethyl vinyl ether	63		12.002				ND	ND	
63 cis-1,3-Dichloropropene	75	12.237	12.249	-0.012	95	2459158	24.8	27.8	
64 4-Methyl-2-pentanone (MIBK	43	12.524	12.525	-0.001	96	9278774	124.1	127.2	
$ 65 Toluene-d8 (Surr)	98	12.741	12.753	-0.012	98	3990589	25.0	26.2	
66 Toluene	92	12.870	12.871	-0.001	94	2865525	24.8	26.4	
67 trans-1,3-Dichloropropene	75	13.265	13.276	-0.011	99	2030526	24.8	29.3	
69 1,1,2-Trichloroethane	83	13.610	13.612	-0.002	97	1373299	24.8	27.2	
70 Tetrachloroethene	166	13.936	13.928	0.008	98	2303030	24.8	26.7	
71 1,3-Dichloropropane	76	13.946	13.948	-0.002	97	2536508	24.8	26.9	
72 2-Hexanone	43	14.134	14.145	-0.011	100	6103592	124.1	93.1	
73 Chlorodibromomethane	129	14.401	14.402	-0.001	98	2571885	24.8	29.0	
74 Ethylene Dibromide	107	14.638	14.639	-0.001	99	2276125	24.8	27.9	
* 75 Chlorobenzene-d5	117	15.655	15.657	-0.002	88	3642031	25.0	25.0	
76 Chlorobenzene	112	15.714	15.726	-0.012	97	3572308	24.8	26.6	
77 1,1,1,2-Tetrachloroethane	131	15.902	15.894	0.008	98	1827062	24.8	27.1	
78 Ethylbenzene	91	15.981	15.983	-0.002	99	5699779	24.8	26.3	
79 m-Xylene & p-Xylene	106	16.258	16.269	-0.011	98	2027967	24.8	26.6	
S 80 Xylenes, Total	106				0		49.6	53.5	
81 o-Xylene	106	17.186	17.198	-0.012	91	1980861	24.8	26.8	
82 Styrene	104	17.226	17.227	-0.001	93	2735441	24.8	25.2	
83 Bromoform	173	17.621	17.622	-0.001	94	2085653	24.8	29.9	
84 Isopropylbenzene	105	18.046	18.037	0.009	96	5653620	24.8	26.6	
$ 85 4-Bromofluorobenzene	95	18.312	18.314	-0.002	87	2635907	25.0	26.4	
86 Bromobenzene	156	18.569	18.571	-0.001	96	1893416	24.8	26.6	
87 1,1,2,2-Tetrachloroethane	83	18.579	18.580	-0.001	100	2790198	24.8	29.6	
88 1,2,3-Trichloropropane	110	18.638	18.650	-0.012	95	619431	24.8	29.9	
90 N-Propylbenzene	120	18.786	18.788	-0.002	98	1427847	24.8	27.2	
91 2-Chlorotoluene	126	18.905	18.906	-0.001	97	1342856	24.8	26.7	
92 1,3,5-Trimethylbenzene	105	19.063	19.064	-0.001	76	4024168	24.8	26.8	
93 4-Chlorotoluene	126	19.063	19.064	-0.001	97	1310479	24.8	25.8	
94 tert-Butylbenzene	119	19.517	19.509	0.008	93	4314212	24.8	26.4	
95 1,2,4-Trimethylbenzene	105	19.577	19.578	-0.001	97	3857539	24.8	26.5	
96 sec-Butylbenzene	105	19.804	19.805	-0.001	99	5953986	24.8	27.2	
97 1,3-Dichlorobenzene	146	19.922	19.934	-0.012	95	2925415	24.8	26.9	
98 4-Isopropyltoluene	119	19.991	19.993	-0.002	98	4406616	24.8	26.3	
* 99 1,4-Dichlorobenzene-d4	152	20.011	20.003	0.008	97	1978742	25.0	25.0	
100 1,4-Dichlorobenzene	146	20.041	20.032	0.009	93	3036151	24.8	27.2	
101 n-Butylbenzene	91	20.456	20.467	-0.011	99	3880667	24.8	26.3	
102 1,2-Dichlorobenzene	146	20.466	20.467	-0.001	83	2718528	24.8	26.9	

Compound	Sig	RT (min.)	Adj RT (min.)	Dlt RT (min.)	Q	Response	Cal Amt ug/l	OnCol Amt ug/l	Flags
103 1,2-Dibromo-3-Chloropropan	75	21.256	21.257	-0.001	94	505016	24.8	31.2	
104 1,2,4-Trichlorobenzene	180	22.086	22.087	-0.001	94	1863532	24.8	28.7	
105 Hexachlorobutadiene	225	22.263	22.265	-0.002	58	1133467	24.8	26.9	
106 Naphthalene	128	22.342	22.354	-0.012	98	3156487	24.8	32.7	
107 1,2,3-Trichlorobenzene	180	22.599	22.610	-0.011	95	1664782	24.8	29.9	

QC Flag Legend

Processing Flags

ND - Not Detected or Marked ND

7 - Failed Limit of Detection

Reagents:

8260SScorp_00013	Amount Added:	2.50	Units: uL	
8260LCS.Bcorp_00015	Amount Added:	1.41	Units: uL	
8260LCS.A_00020	Amount Added:	1.41	Units: uL	
8260IScorp._00015	Amount Added:	2.50	Units: uL	Run Reagent

Report Date: 29-May-2015 11:23:22 Chrom Revision: 2.2 05-May-2015 11:39:10

TestAmerica Burlington

Data File: \\BTV-LIMS1\ChromData\CHL.i\20150527-13776.b\13776_20.D

Injection Date:	27-May-2015 22:04:30	Instrument ID:	CHL.i	Operator ID:	NEA
Lims ID:	200-28023-A-3 MSD			Worklist Smp#:	19
Client ID:	IRRIGATION #4				
Purge Vol:	5.000 mL	Dil. Factor:	1.0000	ALS Bottle#:	19
Method:	8260_L_W_Ver.2	Limit Group:	VM_8260C_Limits		

Column: DB-624 (0.53 mm)

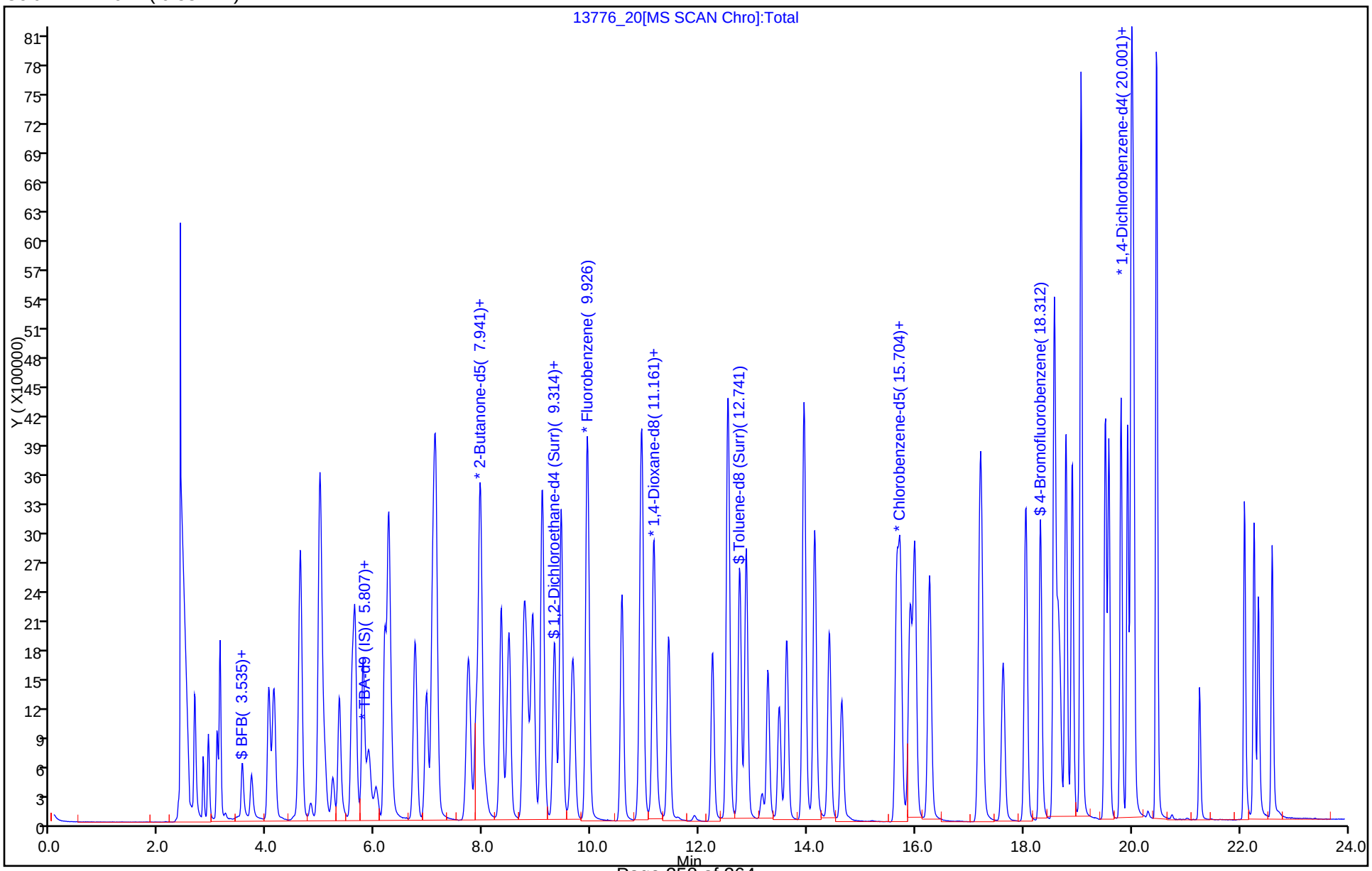

GC/MS VOA ANALYSIS RUN LOG

Lab Name: TestAmerica Burlington Job No.: 200-28023-1

SDG No.: 200-28023

Instrument ID: CHL.i Start Date: 05/20/2015 11:46

Analysis Batch Number: 88558 End Date: 05/21/2015 11:28

LAB SAMPLE ID	CLIENT SAMPLE ID	DATE ANALYZED	DILUTION FACTOR	LAB FILE ID	COLUMN ID
BFB 200-88558/1		05/20/2015 11:46	1	13688_01.D	DB-624 0.53(mm)
ZZZZZ		05/20/2015 12:13	1		DB-624 0.53(mm)
IC 200-88558/3		05/20/2015 12:45	1	13688_03.D	DB-624 0.53(mm)
IC 200-88558/4		05/20/2015 13:17	1	13688_04.D	DB-624 0.53(mm)
IC 200-88558/5		05/20/2015 13:49	1	13688_05.D	DB-624 0.53(mm)
IC 200-88558/6		05/20/2015 14:22	1	13688_06.D	DB-624 0.53(mm)
ICIS 200-88558/7		05/20/2015 14:54	1	13688_07.D	DB-624 0.53(mm)
IC 200-88558/8		05/20/2015 15:26	1	13688_08.D	DB-624 0.53(mm)
IC 200-88558/9		05/20/2015 15:58	1	13688_09.D	DB-624 0.53(mm)
VIBLK 200-88558/10		05/20/2015 16:30	1		DB-624 0.53(mm)
VIBLK 200-88558/11		05/20/2015 17:02	1		DB-624 0.53(mm)
ICV 200-88558/12		05/20/2015 17:34	1	13688_12.D	DB-624 0.53(mm)
ZZZZZ		05/20/2015 18:07	1		DB-624 0.53(mm)
VIBLK 200-88558/14		05/20/2015 18:39	1		DB-624 0.53(mm)
VIBLK 200-88558/15		05/20/2015 19:11	1		DB-624 0.53(mm)
ZZZZZ		05/20/2015 19:43	1		DB-624 0.53(mm)
ZZZZZ		05/20/2015 21:53	1		DB-624 0.53(mm)
ZZZZZ		05/20/2015 22:25	1		DB-624 0.53(mm)
ZZZZZ		05/20/2015 22:57	1		DB-624 0.53(mm)
ZZZZZ		05/20/2015 23:29	1		DB-624 0.53(mm)
ZZZZZ		05/21/2015 11:28	1		DB-624 0.53(mm)

GC/MS VOA ANALYSIS RUN LOG

Lab Name: TestAmerica Burlington Job No.: 200-28023-1

SDG No.: 200-28023

Instrument ID: CHL.i Start Date: 05/27/2015 11:00

Analysis Batch Number: 88791 End Date: 05/27/2015 22:04

LAB SAMPLE ID	CLIENT SAMPLE ID	DATE ANALYZED	DILUTION FACTOR	LAB FILE ID	COLUMN ID
BFB 200-88791/1		05/27/2015 11:00	1	13776_01.D	DB-624 0.53(mm)
CCV 200-88791/2		05/27/2015 11:21	1	13776_02.D	DB-624 0.53(mm)
LCS 200-88791/3		05/27/2015 11:54	1	13776_03.D	DB-624 0.53(mm)
CCVL 200-88791/4		05/27/2015 12:28	1	13776_04.D	DB-624 0.53(mm)
MB 200-88791/5		05/27/2015 13:02	1	13776_05.D	DB-624 0.53(mm)
ZZZZZ		05/27/2015 13:36	1		DB-624 0.53(mm)
ZZZZZ		05/27/2015 14:44	1		DB-624 0.53(mm)
ZZZZZ		05/27/2015 15:18	1		DB-624 0.53(mm)
200-28023-1	IRRIGATION #2	05/27/2015 16:26	1	13776_10.D	DB-624 0.53(mm)
200-28023-2	IRRIGATION #3	05/27/2015 17:00	1	13776_11.D	DB-624 0.53(mm)
200-28023-3	IRRIGATION #4	05/27/2015 17:34	1	13776_12.D	DB-624 0.53(mm)
200-28023-4	IRRIGATION #5	05/27/2015 18:08	1	13776_13.D	DB-624 0.53(mm)
200-28023-5	MW-10	05/27/2015 18:41	1	13776_14.D	DB-624 0.53(mm)
200-28023-6	DUP-1-5-18-15	05/27/2015 19:15	1	13776_15.D	DB-624 0.53(mm)
200-28023-7	TRIP BLANK	05/27/2015 19:49	1	13776_16.D	DB-624 0.53(mm)
200-28023-8	IRRIGATION #1	05/27/2015 20:23	1	13776_17.D	DB-624 0.53(mm)
200-28023-9	EQUIPMENT BLANK	05/27/2015 20:56	1	13776_18.D	DB-624 0.53(mm)
200-28023-3 MS	IRRIGATION #4 MS	05/27/2015 21:30	1	13776_19.D	DB-624 0.53(mm)
200-28023-3 MSD	IRRIGATION #4 MSD	05/27/2015 22:04	1	13776_20.D	DB-624 0.53(mm)

Shipping and Receiving Documents

TestAmerica Burlington
30 Community Drive, Suite 11
South Burlington, VT 05403
Phone:(802)660-1990

Chain of Custody Record

TestAmerica
THE LEADER IN ENVIRONMENTAL TESTING

Client Information	Sampler: M. Montario	Lab PM: Kathy Kelly	Carrier Tracking No(s):	COC No:
Client Contact: Lori Hoose	Phone: 518-270-1620	E-Mail: lhoose@HZHassociates.com		Page: 1 of 1
Company: HZH Associates, LLC				Job #:
Address: 179 River Street	Due Date Requested:	Analysis Requested		
City: Troy	TAT Requested (days): Standard			
State, Zip: NY, 12180	PO #: —			Preservation Codes: A - HCL; B - NaOH; C - Zn Acetate; D - Nitric Acid; E - NaHSO4; F - MeOH; G - Amchlor; H - Ascorbic Acid; I - Ice; J - DI Water; K - EDTA; L - EDA; M - Hexane; N - None; O - AsNaO2; P - Na2O4S; Q - Na2SO3; R - Na2S2SO3; S - H2SO4; T - TSP Dodecahydrate; U - Acetone; V - MCAA; W - ph 4-5; Z - other (specify); Other:
Phone: 518-270-1620	WO #: —			
Email: lhoose@HZHassociates.com	Project #: 610.32			
Project Name: NIFP-AOC 3	SSOW#: —			
Site: AOC-3				

200-28023 Chain of Custody

Sample Identification - Client ID	Sample Date	Sample Time	Sample Type (C=comp, G=grab)	Matrix (W=water, S=solid, O=waste/oil, BT=Tissue, A=Air)	Field Filtered Sample (Yes or No)	Perform MS/MSD (Yes or No)	VOA 8260	Total Number of containers	Special Instructions/Note:
			Preservation Code:						
Irrigation #2	5/18/15	1335	G	W	N		X	3	
Irrigation #3	5/18/15	1125	G	W	N		X	3	
Irrigation #4	5/18/15	0955	G	W	N	X	X	3	
Irrigation #4 MS	5/18/15	0955	G	W	N		X	3	
Irrigation #4 MSD	5/18/15	0955	G	W	N		X	3	
Irrigation #5	5/18/15	1500	G	W	N		X	3	
MW-10	5/18/15	1640	G	W	N		X	3	
DUP-1-5-18-15	5/18/15	—	G	W	N		X	3	
Trip Blank	5/12/15	—	G	W	N		X	2	
Irrigation #1	5/19/15	0925	G	W	N		X	3	
Equipment Blank	5/19/15	0900	G	W	N		X	3	

Possible Hazard Identification
☐ Non-Hazard ☐ Flammable ☐ Skin Irritant ☐ Poison B ☒ Unknown ☐ Radiological

Sample Disposal (A fee may be assessed if samples are retained longer than 1 month)
☐ Return To Client ☒ Disposal By Lab ☐ Archive For _____ Months

Deliverable Requested: I, II, III, IV, Other (specify) Cat B

Special Instructions/QC Requirements:

Relinquished by:	Date/Time:	Company	Received by:	Date/Time:	Company
	5/19/15 - 0946	H2H	Lori A Hoose	5/19/15 0947	Holt
Lori A. Hoose	5/19/15 - 1055	Holt		5-19-15 1055	TA
	5-19-15 1800	TA		5/20/15 1020	TABTU

Custody Seals Intact: ☐ Yes ☐ No | Custody Seal No.:

Cooler Temperature(s) °C and Other Remarks:



ORIGIN ID:SCHA (518) 438-8140
TIM KNOLLMEYER
TESTAMERICA LAB INC
25 KRAFT AVE

ALBANY, NY 12205
UNITED STATES US

SHIP DATE: 19MAY15
ACTWGT: 21.5 LB
CAD: 0439821/CAFE2807
DIMS: 21x14x11 IN

BILL THIRD PARTY

TO SAMPLE RECEIVING/ CALLAHAN
TESTAMERICA-BURLINGTON
30 COMMUNITY DRIVE, SUITE 11

BURLINGTON VT 05403
(802) 660-1990
REF: H2H AOC-3

FedEx Express

WED - 20 MAY AA
STANDARD OVERNIGHT

TRK# 0201 6285 8579 0570

EK BTVA

05403
VT-US BTV

Part # 156148-434 RIT2 04/13

Login Sample Receipt Checklist

Client: H2H Associates LLC

Job Number: 200-28023-1
SDG Number: 200-28023

Login Number: 28023
List Number: 1
Creator: Atherton, Joel E

List Source: TestAmerica Burlington

Question	Answer	Comment
Radioactivity wasn't checked or is </= background as measured by a survey meter.	True	Lab does not accept radioactive samples.
The cooler's custody seal, if present, is intact.	True	961661
Sample custody seals, if present, are intact.	True	
The cooler or samples do not appear to have been compromised or tampered with.	True	
Samples were received on ice.	True	
Cooler Temperature is acceptable.	True	
Cooler Temperature is recorded.	True	5.4ºC
COC is present.	True	
COC is filled out in ink and legible.	True	
COC is filled out with all pertinent information.	True	
Is the Field Sampler's name present on COC?	True	
There are no discrepancies between the containers received and the COC.	True	
Samples are received within Holding Time.	True	
Sample containers have legible labels.	True	
Containers are not broken or leaking.	True	
Sample collection date/times are provided.	True	
Appropriate sample containers are used.	True	
Sample bottles are completely filled.	True	
Sample Preservation Verified.	True	
There is sufficient vol. for all requested analyses, incl. any requested MS/MSDs	True	
Containers requiring zero headspace have no headspace or bubble is <6mm (1/4").	True	
Multiphasic samples are not present.	True	
Samples do not require splitting or compositing.	True	
Residual Chlorine Checked.	N/A	

TestAmerica
THE LEADER IN ENVIRONMENTAL TESTING

ANALYTICAL REPORT

Job Number: 200-24299-1

SDG Number: 200-24299

Job Description: AOC 3

For:
H2H Associates LLC
179 River Street
Troy, NY 12180

Attention: Lori Hoose



Approved for release.
Kathryn A Kelly
Project Manager I
9/29/2014 11:50 AM

Kathryn A Kelly, Project Manager I
30 Community Drive, South Burlington, VT, 05403
kathryn.kelly@testamericainc.com
09/29/2014

The test results in this report relate only to sample(s) as received by the laboratory. These test results were derived under a quality system that adheres to the requirements of NELAC. Pursuant to NELAC, this report may not be produced in full without written approval from the laboratory

Table of Contents

Cover Title Page 1

Data Summaries 4

- Report Narrative 4
- Manual Integration Summary 5
- Sample Summary 8
- Executive Summary 9
- Method Summary 10
- Method / Analyst Summary 11
- Sample Datasheets 12
- Surrogate Summary 30
- QC Data Summary 31
- Data Qualifiers 40
- QC Association Summary 41
- Lab Chronicle 42
- Reagent Traceability 45
  - COAs 53
- Certification Summary 86

Organic Sample Data 87

- GC/MS VOA 87
  - 8260C 87
    - 8260C QC Summary 88
    - 8260C Sample Data 100
    - Standards Data 170
      - 8260C ICAL Data 170
      - 8260C CCAL Data 209
    - Raw QC Data 223

Table of Contents

8260C Tune Data 223
8260C Blank Data 229
8260C LCS/LCSD Data 242
8260C MS/MSD Data 249
8260C Run Logs 263
Shipping and Receiving Documents 265
Client Chain of Custody 266
Sample Receipt Checklist 268
Internal Coc (if required) 269

CASE NARRATIVE

Client: H2H Associates LLC

Project: AOC 3

Report Number: 200-24299-1

With the exceptions noted as flags or footnotes, standard analytical protocols were followed in the analysis of the samples and no problems were encountered or anomalies observed. In addition all laboratory quality control samples were within established control limits, with any exceptions noted below. Each sample was analyzed to achieve the lowest possible reporting limit within the constraints of the method. In some cases, due to interference or analytes present at high concentrations, samples were diluted. For diluted samples, the reporting limits are adjusted relative to the dilution required.

Calculations are performed before rounding to avoid round-off errors in calculated results.

All holding times were met and proper preservation noted for the methods performed on these samples, unless otherwise detailed in the individual sections below.

RECEIPT

The samples were received on 09/20/2014; the samples arrived in good condition, properly preserved and on ice. The temperature of the coolers at receipt was 2.8 C.

VOLATILE ORGANIC COMPOUNDS

Samples PURGE WATER 9-19-14, WELL #5, WELL #2, WELL #1, WELL #3, WELL #4, DUP-9-18-14, TRIP BLANK and FIELD BLANK were analyzed for Volatile Organic Compounds in accordance with EPA SW-846 Method 8260C. The samples were analyzed on 09/23/2014.

Several analytes were detected in method blank MB 200-77624/5 at levels that were above the method detection limit but below the reporting limit. The values should be considered estimates, and have been flagged. If the associated sample reported a result above the MDL and/or RL, the result has been flagged. Refer to the QC report for details.

Bromomethane failed the recovery criteria high for LCS 200-77624/3. Refer to the QC report for details.

2-Chloroethyl vinyl ether failed the recovery criteria low for the MS of sample WELL #5MS in batch 200-77624.

2-Chloroethyl vinyl ether failed the recovery criteria low for the MSD of sample WELL #5MSD in batch 200-77624.

No additional analytical or quality issues were noted, other than those described above or in the Definitions/Glossary page.

GC/MS VOA MANUAL INTEGRATION SUMMARY

Lab Name: TestAmerica Burlington Job No.: 200-24299-1

SDG No.: 200-24299

Instrument ID: CHL.i Analysis Batch Number: 77379

Lab Sample ID: IC 200-77379/4 Client Sample ID:

Date Analyzed: 09/17/14 13:35 Lab File ID: LKO04.D GC Column: DB-624 ID: 0.53(mm)

COMPOUND NAME	RETENTION TIME	MANUAL INTEGRATION		
		REASON	ANALYST	DATE
Methyl acetate	5.63	Baseline Event	phillipsm	09/18/14 09:35

Lab Sample ID: IC 200-77379/5 Client Sample ID:

Date Analyzed: 09/17/14 14:08 Lab File ID: LKO05.D GC Column: DB-624 ID: 0.53(mm)

COMPOUND NAME	RETENTION TIME	MANUAL INTEGRATION		
		REASON	ANALYST	DATE
Iodomethane	5.22	Peak not found by the data system	phillipsm	09/18/14 09:37

GC/MS VOA MANUAL INTEGRATION SUMMARY

Lab Name: TestAmerica Burlington Job No.: 200-24299-1

SDG No.: 200-24299

Instrument ID: CHL.i Analysis Batch Number: 77624

Lab Sample ID: 200-24299-10 Client Sample ID: TRIP BLANK

Date Analyzed: 09/23/14 13:22 Lab File ID: LKOB09.D GC Column: DB-624 ID: 0.53(mm)

COMPOUND NAME	RETENTION TIME	MANUAL INTEGRATION		
		REASON	ANALYST	DATE
1,2,4-Trichlorobenzene	22.07	Baseline Event	archern	09/23/14 14:00

Lab Sample ID: 200-24299-11 Client Sample ID: FIELD BLANK

Date Analyzed: 09/23/14 13:55 Lab File ID: LKOB10.D GC Column: DB-624 ID: 0.53(mm)

COMPOUND NAME	RETENTION TIME	MANUAL INTEGRATION		
		REASON	ANALYST	DATE
Acetone	5.06	Baseline Event	archern	09/23/14 15:11

Lab Sample ID: 200-24299-2 Client Sample ID: WELL #5

Date Analyzed: 09/23/14 15:00 Lab File ID: LKOB12.D GC Column: DB-624 ID: 0.53(mm)

COMPOUND NAME	RETENTION TIME	MANUAL INTEGRATION		
		REASON	ANALYST	DATE
Acetone	5.05	Baseline Event	phillipsm	09/24/14 14:03

Lab Sample ID: 200-24299-3 Client Sample ID: WELL #2

Date Analyzed: 09/23/14 15:33 Lab File ID: LKOB13.D GC Column: DB-624 ID: 0.53(mm)

COMPOUND NAME	RETENTION TIME	MANUAL INTEGRATION		
		REASON	ANALYST	DATE
Chloroform	8.49	Baseline Event	archern	09/24/14 10:00

Lab Sample ID: 200-24299-4 Client Sample ID: WELL #1

Date Analyzed: 09/23/14 16:06 Lab File ID: LKOB14.D GC Column: DB-624 ID: 0.53(mm)

COMPOUND NAME	RETENTION TIME	MANUAL INTEGRATION		
		REASON	ANALYST	DATE
Bromomethane	3.55	Baseline Event	archern	09/24/14 10:31

GC/MS VOA MANUAL INTEGRATION SUMMARY

Lab Name: TestAmerica Burlington Job No.: 200-24299-1

SDG No.: 200-24299

Instrument ID: CHL.i Analysis Batch Number: 77624

Lab Sample ID: 200-24299-8 Client Sample ID: WELL #4

Date Analyzed: 09/23/14 17:12 Lab File ID: LKOB16.D GC Column: DB-624 ID: 0.53(mm)

COMPOUND NAME	RETENTION TIME	MANUAL INTEGRATION		
		REASON	ANALYST	DATE
Bromomethane	3.57	Baseline Event	archern	09/24/14 10:42

Lab Sample ID: 200-24299-9 Client Sample ID: DUP-9-18-14

Date Analyzed: 09/23/14 17:44 Lab File ID: LKOB17.D GC Column: DB-624 ID: 0.53(mm)

COMPOUND NAME	RETENTION TIME	MANUAL INTEGRATION		
		REASON	ANALYST	DATE
Toluene	12.89	Baseline Event	archern	09/24/14 10:47

SAMPLE SUMMARY

Client: H2H Associates LLC

Job Number: 200-24299-1
Sdg Number: 200-24299

Lab Sample ID	Client Sample ID	Client Matrix	Date/Time Sampled	Date/Time Received
200-24299-1	PURGE WATER 9-19-14	Water	09/19/2014 1145	09/20/2014 0955
200-24299-2	WELL #5	Water	09/18/2014 1040	09/20/2014 0955
200-24299-2MS	WELL #5	Water	09/18/2014 1040	09/20/2014 0955
200-24299-2MSD	WELL #5	Water	09/18/2014 1040	09/20/2014 0955
200-24299-3	WELL #2	Water	09/19/2014 1000	09/20/2014 0955
200-24299-4	WELL #1	Water	09/19/2014 1115	09/20/2014 0955
200-24299-7	WELL #3	Water	09/18/2014 1530	09/20/2014 0955
200-24299-8	WELL #4	Water	09/18/2014 1330	09/20/2014 0955
200-24299-9FD	DUP-9-18-14	Water	09/18/2014 0000	09/20/2014 0955
200-24299-10TB	TRIP BLANK	Water	09/18/2014 0000	09/20/2014 0955
200-24299-11FB	FIELD BLANK	Water	09/19/2014 1055	09/20/2014 0955

EXECUTIVE SUMMARY - Detections

Client: H2H Associates LLC

Job Number: 200-24299-1
Sdg Number: 200-24299

Lab Sample ID / Analyte	Client Sample ID	Result	Qualifier	Reporting Limit	Units	Method
200-24299-1	**PURGE WATER 9-19-14**					
Acetone		110		5.0	ug/L	8260C
cis-1,2-Dichloroethene		0.21	J	1.0	ug/L	8260C
Chloroform		1.7		1.0	ug/L	8260C
Trichloroethene		0.17	J	1.0	ug/L	8260C
200-24299-2	**WELL #5**					
Acetone		2.2	J M	5.0	ug/L	8260C
200-24299-3	**WELL #2**					
1,2-Dichloroethene, Total		1.3		1.0	ug/L	8260C
cis-1,2-Dichloroethene		1.3		1.0	ug/L	8260C
Chloroform		0.13	J M	1.0	ug/L	8260C
Trichloroethene		0.90	J	1.0	ug/L	8260C
200-24299-7	**WELL #3**					
1,2-Dichloroethene, Total		0.30	J	1.0	ug/L	8260C
cis-1,2-Dichloroethene		0.30	J	1.0	ug/L	8260C
200-24299-8	**WELL #4**					
Bromomethane		0.22	J M Q	1.0	ug/L	8260C
Acetone		1.6	J	5.0	ug/L	8260C
200-24299-9FD	**DUP-9-18-14**					
Bromomethane		0.34	J Q	1.0	ug/L	8260C
200-24299-10TB	**TRIP BLANK**					
Acetone		1.3	J	5.0	ug/L	8260C
200-24299-11FB	**FIELD BLANK**					
Bromomethane		0.24	J Q	1.0	ug/L	8260C
Acetone		3.3	J M	5.0	ug/L	8260C
Toluene		0.21	J	1.0	ug/L	8260C
o-Xylene		0.080	J	1.0	ug/L	8260C

METHOD SUMMARY

Client: H2H Associates LLC

Job Number: 200-24299-1
Sdg Number: 200-24299

Description	Lab Location	Method	Preparation Method
Matrix: Water			
Volatile Organic Compounds by GC/MS	TAL BUR	SW846 8260C	
Purge and Trap	TAL BUR		SW846 5030C

Lab References:

TAL BUR = TestAmerica Burlington

Method References:

SW846 = "Test Methods For Evaluating Solid Waste, Physical/Chemical Methods", Third Edition, November 1986 And Its Updates.

METHOD / ANALYST SUMMARY

Client: H2H Associates LLC

Job Number: 200-24299-1
Sdg Number: 200-24299

Method	Analyst	Analyst ID
SW846 8260C	Archer, Nicholas E	NEA

Client: H2H Associates LLC

Job Number: 200-24299-1
Sdg Number: 200-24299

Client Sample ID: **PURGE WATER 9-19-14**

Lab Sample ID: 200-24299-1
Client Matrix: Water

Date Sampled: 09/19/2014 1145
Date Received: 09/20/2014 0955

8260C Volatile Organic Compounds by GC/MS

Analysis Method:	8260C	Analysis Batch:	200-77624	Instrument ID:	CHL.i
Prep Method:	5030C	Prep Batch:	N/A	Lab File ID:	LKOB11.D
Dilution:	1.0			Initial Weight/Volume:	5 mL
Analysis Date:	09/23/2014 1428			Final Weight/Volume:	5 mL
Prep Date:	09/23/2014 1428				

Analyte	Result (ug/L)	Qualifier	DL	LOQ
Dichlorodifluoromethane	0.20	U	0.19	1.0
Chloromethane	0.20	U	0.19	1.0
Vinyl chloride	0.26	U	0.23	1.0
Bromomethane	0.26	U Q	0.22	1.0
Chloroethane	0.26	U	0.20	1.0
Trichlorofluoromethane	0.26	U	0.20	1.0
1,1-Dichloroethene	0.20	U	0.12	1.0
1,1,2-Trichloro-1,2,2-trifluoroethane	0.20	U	0.11	1.0
Acetone	110		0.68	5.0
Iodomethane	0.20	U	0.17	1.0
Carbon disulfide	0.20	U	0.16	1.0
Methyl acetate	0.51	U	0.21	1.0
Methylene Chloride	0.20	U	0.15	1.0
trans-1,2-Dichloroethene	0.20	U	0.14	1.0
1,2-Dichloroethene, Total	0.40	U	0.26	1.0
Methyl tert-butyl ether	0.20	U	0.090	1.0
1,1-Dichloroethane	0.20	U	0.10	1.0
Vinyl acetate	0.31	U	0.13	1.0
2,2-Dichloropropane	0.20	U	0.10	1.0
cis-1,2-Dichloroethene	0.21	J	0.14	1.0
2-Butanone (MEK)	1.0	U	0.81	5.0
Chlorobromomethane	0.20	U	0.15	1.0
Tetrahydrofuran	2.8	U	1.6	14
Chloroform	1.7		0.11	1.0
1,1,1-Trichloroethane	0.20	U	0.070	1.0
Cyclohexane	0.20	U	0.10	1.0
1,1-Dichloropropene	0.20	U	0.080	1.0
Carbon tetrachloride	0.20	U	0.080	1.0
Isobutyl alcohol	10	U	7.2	50
Benzene	0.20	U	0.080	1.0
1,2-Dichloroethane	0.51	U	0.16	1.0
Trichloroethene	0.17	J	0.13	1.0
Methylcyclohexane	0.20	U	0.070	1.0
1,2-Dichloropropane	0.31	U	0.12	1.0
Dibromomethane	0.26	U	0.22	1.0
1,4-Dioxane	10	U	5.2	50
Dichlorobromomethane	0.20	U	0.090	1.0
2-Chloroethyl vinyl ether	0.51	U	0.16	1.0
cis-1,3-Dichloropropene	0.26	U	0.14	1.0
4-Methyl-2-pentanone (MIBK)	1.0	U	0.65	5.0
Toluene	0.20	U	0.090	1.0
trans-1,3-Dichloropropene	0.20	U	0.19	1.0
1,1,2-Trichloroethane	0.20	U	0.12	1.0
Tetrachloroethene	0.20	U	0.11	1.0
1,3-Dichloropropane	0.20	U	0.10	1.0
2-Hexanone	1.0	U	0.72	5.0

Client: H2H Associates LLC

Job Number: 200-24299-1
Sdg Number: 200-24299

Client Sample ID: **PURGE WATER 9-19-14**

Lab Sample ID: 200-24299-1
Client Matrix: Water

Date Sampled: 09/19/2014 1145
Date Received: 09/20/2014 0955

8260C Volatile Organic Compounds by GC/MS

Analysis Method:	8260C	Analysis Batch:	200-77624	Instrument ID:	CHL.i
Prep Method:	5030C	Prep Batch:	N/A	Lab File ID:	LKOB11.D
Dilution:	1.0			Initial Weight/Volume:	5 mL
Analysis Date:	09/23/2014 1428			Final Weight/Volume:	5 mL
Prep Date:	09/23/2014 1428				

Analyte	Result (ug/L)	Qualifier	DL	LOQ
Chlorodibromomethane	0.20	U	0.10	1.0
Ethylene Dibromide	0.20	U	0.14	1.0
Chlorobenzene	0.20	U	0.090	1.0
1,1,1,2-Tetrachloroethane	0.20	U	0.10	1.0
Ethylbenzene	0.20	U	0.090	1.0
m-Xylene & p-Xylene	0.40	U	0.18	1.0
o-Xylene	0.20	U	0.080	1.0
Xylenes, Total	0.60	U	0.26	1.0
Styrene	0.20	U	0.10	1.0
Bromoform	0.20	U	0.060	1.0
Isopropylbenzene	0.20	U	0.070	1.0
Bromobenzene	0.20	U	0.13	1.0
1,1,2,2-Tetrachloroethane	0.31	U	0.10	1.0
1,2,3-Trichloropropane	0.20	U	0.11	1.0
N-Propylbenzene	0.20	U	0.10	1.0
2-Chlorotoluene	0.20	U	0.10	1.0
4-Chlorotoluene	0.20	U	0.12	1.0
1,3,5-Trimethylbenzene	0.20	U	0.080	1.0
tert-Butylbenzene	0.20	U	0.060	1.0
1,2,4-Trimethylbenzene	0.20	U	0.090	1.0
sec-Butylbenzene	0.20	U	0.080	1.0
4-Isopropyltoluene	0.20	U	0.090	1.0
1,3-Dichlorobenzene	0.20	U	0.11	1.0
1,4-Dichlorobenzene	0.20	U	0.16	1.0
1,2-Dichlorobenzene	0.20	U	0.13	1.0
n-Butylbenzene	0.20	U	0.080	1.0
1,2-Dibromo-3-Chloropropane	0.20	U	0.19	1.0
1,2,4-Trichlorobenzene	0.20	U	0.10	1.0
Hexachlorobutadiene	0.20	U	0.16	1.0
Naphthalene	0.20	U	0.18	1.0
1,2,3-Trichlorobenzene	0.20	U	0.15	1.0

Surrogate	%Rec	Qualifier	Acceptance Limits
1,2-Dichloroethane-d4 (Surr)	98		80 - 120
Toluene-d8 (Surr)	99		80 - 120
4-Bromofluorobenzene	98		80 - 125
1,2-Dichlorobenzene-d4	97		75 - 120

Client: H2H Associates LLC

Job Number: 200-24299-1
Sdg Number: 200-24299

Client Sample ID: **WELL #5**

Lab Sample ID: 200-24299-2
Client Matrix: Water

Date Sampled: 09/18/2014 1040
Date Received: 09/20/2014 0955

8260C Volatile Organic Compounds by GC/MS

Analysis Method:	8260C	Analysis Batch:	200-77624	Instrument ID:	CHL.i
Prep Method:	5030C	Prep Batch:	N/A	Lab File ID:	LKOB12.D
Dilution:	1.0			Initial Weight/Volume:	5 mL
Analysis Date:	09/23/2014 1500			Final Weight/Volume:	5 mL
Prep Date:	09/23/2014 1500				

Analyte	Result (ug/L)	Qualifier	DL	LOQ
Dichlorodifluoromethane	0.20	U	0.19	1.0
Chloromethane	0.20	U	0.19	1.0
Vinyl chloride	0.26	U	0.23	1.0
Bromomethane	0.26	U Q	0.22	1.0
Chloroethane	0.26	U	0.20	1.0
Trichlorofluoromethane	0.26	U	0.20	1.0
1,1-Dichloroethene	0.20	U	0.12	1.0
1,1,2-Trichloro-1,2,2-trifluoroethane	0.20	U	0.11	1.0
Acetone	2.2	J M	0.68	5.0
Iodomethane	0.20	U	0.17	1.0
Carbon disulfide	0.20	U	0.16	1.0
Methyl acetate	0.51	U	0.21	1.0
Methylene Chloride	0.20	U	0.15	1.0
trans-1,2-Dichloroethene	0.20	U	0.14	1.0
1,2-Dichloroethene, Total	0.40	U	0.26	1.0
Methyl tert-butyl ether	0.20	U	0.090	1.0
1,1-Dichloroethane	0.20	U	0.10	1.0
Vinyl acetate	0.31	U	0.13	1.0
2,2-Dichloropropane	0.20	U	0.10	1.0
cis-1,2-Dichloroethene	0.20	U	0.14	1.0
2-Butanone (MEK)	1.0	U	0.81	5.0
Chlorobromomethane	0.20	U	0.15	1.0
Tetrahydrofuran	2.8	U	1.6	14
Chloroform	0.20	U	0.11	1.0
1,1,1-Trichloroethane	0.20	U	0.070	1.0
Cyclohexane	0.20	U	0.10	1.0
1,1-Dichloropropene	0.20	U	0.080	1.0
Carbon tetrachloride	0.20	U	0.080	1.0
Isobutyl alcohol	10	U	7.2	50
Benzene	0.20	U	0.080	1.0
1,2-Dichloroethane	0.51	U	0.16	1.0
Trichloroethene	0.20	U	0.13	1.0
Methylcyclohexane	0.20	U	0.070	1.0
1,2-Dichloropropane	0.31	U	0.12	1.0
Dibromomethane	0.26	U	0.22	1.0
1,4-Dioxane	10	U	5.2	50
Dichlorobromomethane	0.20	U	0.090	1.0
2-Chloroethyl vinyl ether	0.51	U J	0.16	1.0
cis-1,3-Dichloropropene	0.26	U	0.14	1.0
4-Methyl-2-pentanone (MIBK)	1.0	U	0.65	5.0
Toluene	0.20	U	0.090	1.0
trans-1,3-Dichloropropene	0.20	U	0.19	1.0
1,1,2-Trichloroethane	0.20	U	0.12	1.0
Tetrachloroethene	0.20	U	0.11	1.0
1,3-Dichloropropane	0.20	U	0.10	1.0
2-Hexanone	1.0	U	0.72	5.0

Client: H2H Associates LLC

Job Number: 200-24299-1
Sdg Number: 200-24299

Client Sample ID: **WELL #5**

Lab Sample ID: 200-24299-2
Client Matrix: Water

Date Sampled: 09/18/2014 1040
Date Received: 09/20/2014 0955

8260C Volatile Organic Compounds by GC/MS

Analysis Method:	8260C	Analysis Batch:	200-77624	Instrument ID:	CHL.i
Prep Method:	5030C	Prep Batch:	N/A	Lab File ID:	LKOB12.D
Dilution:	1.0			Initial Weight/Volume:	5 mL
Analysis Date:	09/23/2014 1500			Final Weight/Volume:	5 mL
Prep Date:	09/23/2014 1500				

Analyte	Result (ug/L)	Qualifier	DL	LOQ
Chlorodibromomethane	0.20	U	0.10	1.0
Ethylene Dibromide	0.20	U	0.14	1.0
Chlorobenzene	0.20	U	0.090	1.0
1,1,1,2-Tetrachloroethane	0.20	U	0.10	1.0
Ethylbenzene	0.20	U	0.090	1.0
m-Xylene & p-Xylene	0.40	U	0.18	1.0
o-Xylene	0.20	U	0.080	1.0
Xylenes, Total	0.60	U	0.26	1.0
Styrene	0.20	U	0.10	1.0
Bromoform	0.20	U	0.060	1.0
Isopropylbenzene	0.20	U	0.070	1.0
Bromobenzene	0.20	U	0.13	1.0
1,1,2,2-Tetrachloroethane	0.31	U	0.10	1.0
1,2,3-Trichloropropane	0.20	U	0.11	1.0
N-Propylbenzene	0.20	U	0.10	1.0
2-Chlorotoluene	0.20	U	0.10	1.0
4-Chlorotoluene	0.20	U	0.12	1.0
1,3,5-Trimethylbenzene	0.20	U	0.080	1.0
tert-Butylbenzene	0.20	U	0.060	1.0
1,2,4-Trimethylbenzene	0.20	U	0.090	1.0
sec-Butylbenzene	0.20	U	0.080	1.0
4-Isopropyltoluene	0.20	U	0.090	1.0
1,3-Dichlorobenzene	0.20	U	0.11	1.0
1,4-Dichlorobenzene	0.20	U	0.16	1.0
1,2-Dichlorobenzene	0.20	U	0.13	1.0
n-Butylbenzene	0.20	U	0.080	1.0
1,2-Dibromo-3-Chloropropane	0.20	U	0.19	1.0
1,2,4-Trichlorobenzene	0.20	U	0.10	1.0
Hexachlorobutadiene	0.20	U	0.16	1.0
Naphthalene	0.20	U	0.18	1.0
1,2,3-Trichlorobenzene	0.20	U	0.15	1.0

Surrogate	%Rec	Qualifier	Acceptance Limits
1,2-Dichloroethane-d4 (Surr)	97		80 - 120
Toluene-d8 (Surr)	97		80 - 120
4-Bromofluorobenzene	98		80 - 125
1,2-Dichlorobenzene-d4	98		75 - 120

Client: H2H Associates LLC

Job Number: 200-24299-1
Sdg Number: 200-24299

Client Sample ID: **WELL #2**

Lab Sample ID: 200-24299-3
Client Matrix: Water

Date Sampled: 09/19/2014 1000
Date Received: 09/20/2014 0955

8260C Volatile Organic Compounds by GC/MS

Analysis Method:	8260C	Analysis Batch:	200-77624	Instrument ID:	CHL.i
Prep Method:	5030C	Prep Batch:	N/A	Lab File ID:	LKOB13.D
Dilution:	1.0			Initial Weight/Volume:	5 mL
Analysis Date:	09/23/2014 1533			Final Weight/Volume:	5 mL
Prep Date:	09/23/2014 1533				

Analyte	Result (ug/L)	Qualifier	DL	LOQ
Dichlorodifluoromethane	0.20	U	0.19	1.0
Chloromethane	0.20	U	0.19	1.0
Vinyl chloride	0.26	U	0.23	1.0
Bromomethane	0.26	U Q	0.22	1.0
Chloroethane	0.26	U	0.20	1.0
Trichlorofluoromethane	0.26	U	0.20	1.0
1,1-Dichloroethene	0.20	U	0.12	1.0
1,1,2-Trichloro-1,2,2-trifluoroethane	0.20	U	0.11	1.0
Acetone	1.0	U	0.68	5.0
Iodomethane	0.20	U	0.17	1.0
Carbon disulfide	0.20	U	0.16	1.0
Methyl acetate	0.51	U	0.21	1.0
Methylene Chloride	0.20	U	0.15	1.0
trans-1,2-Dichloroethene	0.20	U	0.14	1.0
1,2-Dichloroethene, Total	1.3		0.26	1.0
Methyl tert-butyl ether	0.20	U	0.090	1.0
1,1-Dichloroethane	0.20	U	0.10	1.0
Vinyl acetate	0.31	U	0.13	1.0
2,2-Dichloropropane	0.20	U	0.10	1.0
cis-1,2-Dichloroethene	1.3		0.14	1.0
2-Butanone (MEK)	1.0	U	0.81	5.0
Chlorobromomethane	0.20	U	0.15	1.0
Tetrahydrofuran	2.8	U	1.6	14
Chloroform	0.13	J M	0.11	1.0
1,1,1-Trichloroethane	0.20	U	0.070	1.0
Cyclohexane	0.20	U	0.10	1.0
1,1-Dichloropropene	0.20	U	0.080	1.0
Carbon tetrachloride	0.20	U	0.080	1.0
Isobutyl alcohol	10	U	7.2	50
Benzene	0.20	U	0.080	1.0
1,2-Dichloroethane	0.51	U	0.16	1.0
Trichloroethene	0.90	J	0.13	1.0
Methylcyclohexane	0.20	U	0.070	1.0
1,2-Dichloropropane	0.31	U	0.12	1.0
Dibromomethane	0.26	U	0.22	1.0
1,4-Dioxane	10	U	5.2	50
Dichlorobromomethane	0.20	U	0.090	1.0
2-Chloroethyl vinyl ether	0.51	U	0.16	1.0
cis-1,3-Dichloropropene	0.26	U	0.14	1.0
4-Methyl-2-pentanone (MIBK)	1.0	U	0.65	5.0
Toluene	0.20	U	0.090	1.0
trans-1,3-Dichloropropene	0.20	U	0.19	1.0
1,1,2-Trichloroethane	0.20	U	0.12	1.0
Tetrachloroethene	0.20	U	0.11	1.0
1,3-Dichloropropane	0.20	U	0.10	1.0
2-Hexanone	1.0	U	0.72	5.0

Client: H2H Associates LLC

Job Number: 200-24299-1
Sdg Number: 200-24299

Client Sample ID: **WELL #2**

Lab Sample ID: 200-24299-3
Client Matrix: Water

Date Sampled: 09/19/2014 1000
Date Received: 09/20/2014 0955

8260C Volatile Organic Compounds by GC/MS

Analysis Method:	8260C	Analysis Batch:	200-77624	Instrument ID:	CHL.i
Prep Method:	5030C	Prep Batch:	N/A	Lab File ID:	LKOB13.D
Dilution:	1.0			Initial Weight/Volume:	5 mL
Analysis Date:	09/23/2014 1533			Final Weight/Volume:	5 mL
Prep Date:	09/23/2014 1533				

Analyte	Result (ug/L)	Qualifier	DL	LOQ
Chlorodibromomethane	0.20	U	0.10	1.0
Ethylene Dibromide	0.20	U	0.14	1.0
Chlorobenzene	0.20	U	0.090	1.0
1,1,1,2-Tetrachloroethane	0.20	U	0.10	1.0
Ethylbenzene	0.20	U	0.090	1.0
m-Xylene & p-Xylene	0.40	U	0.18	1.0
o-Xylene	0.20	U	0.080	1.0
Xylenes, Total	0.60	U	0.26	1.0
Styrene	0.20	U	0.10	1.0
Bromoform	0.20	U	0.060	1.0
Isopropylbenzene	0.20	U	0.070	1.0
Bromobenzene	0.20	U	0.13	1.0
1,1,2,2-Tetrachloroethane	0.31	U	0.10	1.0
1,2,3-Trichloropropane	0.20	U	0.11	1.0
N-Propylbenzene	0.20	U	0.10	1.0
2-Chlorotoluene	0.20	U	0.10	1.0
4-Chlorotoluene	0.20	U	0.12	1.0
1,3,5-Trimethylbenzene	0.20	U	0.080	1.0
tert-Butylbenzene	0.20	U	0.060	1.0
1,2,4-Trimethylbenzene	0.20	U	0.090	1.0
sec-Butylbenzene	0.20	U	0.080	1.0
4-Isopropyltoluene	0.20	U	0.090	1.0
1,3-Dichlorobenzene	0.20	U	0.11	1.0
1,4-Dichlorobenzene	0.20	U	0.16	1.0
1,2-Dichlorobenzene	0.20	U	0.13	1.0
n-Butylbenzene	0.20	U	0.080	1.0
1,2-Dibromo-3-Chloropropane	0.20	U	0.19	1.0
1,2,4-Trichlorobenzene	0.20	U	0.10	1.0
Hexachlorobutadiene	0.20	U	0.16	1.0
Naphthalene	0.20	U	0.18	1.0
1,2,3-Trichlorobenzene	0.20	U	0.15	1.0

Surrogate	%Rec	Qualifier	Acceptance Limits
1,2-Dichloroethane-d4 (Surr)	98		80 - 120
Toluene-d8 (Surr)	97		80 - 120
4-Bromofluorobenzene	100		80 - 125
1,2-Dichlorobenzene-d4	100		75 - 120

Client: H2H Associates LLC

Job Number: 200-24299-1
Sdg Number: 200-24299

Client Sample ID: **WELL #1**

Lab Sample ID: 200-24299-4
Client Matrix: Water

Date Sampled: 09/19/2014 1115
Date Received: 09/20/2014 0955

8260C Volatile Organic Compounds by GC/MS

Analysis Method:	8260C	Analysis Batch:	200-77624	Instrument ID:	CHL.i
Prep Method:	5030C	Prep Batch:	N/A	Lab File ID:	LKOB14.D
Dilution:	1.0			Initial Weight/Volume:	5 mL
Analysis Date:	09/23/2014 1606			Final Weight/Volume:	5 mL
Prep Date:	09/23/2014 1606				

Analyte	Result (ug/L)	Qualifier	DL	LOQ
Dichlorodifluoromethane	0.20	U	0.19	1.0
Chloromethane	0.20	U	0.19	1.0
Vinyl chloride	0.26	U	0.23	1.0
Bromomethane	0.26	U M Q	0.22	1.0
Chloroethane	0.26	U	0.20	1.0
Trichlorofluoromethane	0.26	U	0.20	1.0
1,1-Dichloroethene	0.20	U	0.12	1.0
1,1,2-Trichloro-1,2,2-trifluoroethane	0.20	U	0.11	1.0
Acetone	1.0	U	0.68	5.0
Iodomethane	0.20	U	0.17	1.0
Carbon disulfide	0.20	U	0.16	1.0
Methyl acetate	0.51	U	0.21	1.0
Methylene Chloride	0.20	U	0.15	1.0
trans-1,2-Dichloroethene	0.20	U	0.14	1.0
1,2-Dichloroethene, Total	0.40	U	0.26	1.0
Methyl tert-butyl ether	0.20	U	0.090	1.0
1,1-Dichloroethane	0.20	U	0.10	1.0
Vinyl acetate	0.31	U	0.13	1.0
2,2-Dichloropropane	0.20	U	0.10	1.0
cis-1,2-Dichloroethene	0.20	U	0.14	1.0
2-Butanone (MEK)	1.0	U	0.81	5.0
Chlorobromomethane	0.20	U	0.15	1.0
Tetrahydrofuran	2.8	U	1.6	14
Chloroform	0.20	U	0.11	1.0
1,1,1-Trichloroethane	0.20	U	0.070	1.0
Cyclohexane	0.20	U	0.10	1.0
1,1-Dichloropropene	0.20	U	0.080	1.0
Carbon tetrachloride	0.20	U	0.080	1.0
Isobutyl alcohol	10	U	7.2	50
Benzene	0.20	U	0.080	1.0
1,2-Dichloroethane	0.51	U	0.16	1.0
Trichloroethene	0.20	U	0.13	1.0
Methylcyclohexane	0.20	U	0.070	1.0
1,2-Dichloropropane	0.31	U	0.12	1.0
Dibromomethane	0.26	U	0.22	1.0
1,4-Dioxane	10	U	5.2	50
Dichlorobromomethane	0.20	U	0.090	1.0
2-Chloroethyl vinyl ether	0.51	U	0.16	1.0
cis-1,3-Dichloropropene	0.26	U	0.14	1.0
4-Methyl-2-pentanone (MIBK)	1.0	U	0.65	5.0
Toluene	0.20	U	0.090	1.0
trans-1,3-Dichloropropene	0.20	U	0.19	1.0
1,1,2-Trichloroethane	0.20	U	0.12	1.0
Tetrachloroethene	0.20	U	0.11	1.0
1,3-Dichloropropane	0.20	U	0.10	1.0
2-Hexanone	1.0	U	0.72	5.0

Client: H2H Associates LLC

Job Number: 200-24299-1
Sdg Number: 200-24299

Client Sample ID: **WELL #1**

Lab Sample ID: 200-24299-4
Client Matrix: Water

Date Sampled: 09/19/2014 1115
Date Received: 09/20/2014 0955

8260C Volatile Organic Compounds by GC/MS

Analysis Method:	8260C	Analysis Batch:	200-77624	Instrument ID:	CHL.i
Prep Method:	5030C	Prep Batch:	N/A	Lab File ID:	LKOB14.D
Dilution:	1.0			Initial Weight/Volume:	5 mL
Analysis Date:	09/23/2014 1606			Final Weight/Volume:	5 mL
Prep Date:	09/23/2014 1606				

Analyte	Result (ug/L)	Qualifier	DL	LOQ
Chlorodibromomethane	0.20	U	0.10	1.0
Ethylene Dibromide	0.20	U	0.14	1.0
Chlorobenzene	0.20	U	0.090	1.0
1,1,1,2-Tetrachloroethane	0.20	U	0.10	1.0
Ethylbenzene	0.20	U	0.090	1.0
m-Xylene & p-Xylene	0.40	U	0.18	1.0
o-Xylene	0.20	U	0.080	1.0
Xylenes, Total	0.60	U	0.26	1.0
Styrene	0.20	U	0.10	1.0
Bromoform	0.20	U	0.060	1.0
Isopropylbenzene	0.20	U	0.070	1.0
Bromobenzene	0.20	U	0.13	1.0
1,1,2,2-Tetrachloroethane	0.31	U	0.10	1.0
1,2,3-Trichloropropane	0.20	U	0.11	1.0
N-Propylbenzene	0.20	U	0.10	1.0
2-Chlorotoluene	0.20	U	0.10	1.0
4-Chlorotoluene	0.20	U	0.12	1.0
1,3,5-Trimethylbenzene	0.20	U	0.080	1.0
tert-Butylbenzene	0.20	U	0.060	1.0
1,2,4-Trimethylbenzene	0.20	U	0.090	1.0
sec-Butylbenzene	0.20	U	0.080	1.0
4-Isopropyltoluene	0.20	U	0.090	1.0
1,3-Dichlorobenzene	0.20	U	0.11	1.0
1,4-Dichlorobenzene	0.20	U	0.16	1.0
1,2-Dichlorobenzene	0.20	U	0.13	1.0
n-Butylbenzene	0.20	U	0.080	1.0
1,2-Dibromo-3-Chloropropane	0.20	U	0.19	1.0
1,2,4-Trichlorobenzene	0.20	U	0.10	1.0
Hexachlorobutadiene	0.20	U	0.16	1.0
Naphthalene	0.20	U	0.18	1.0
1,2,3-Trichlorobenzene	0.20	U	0.15	1.0

Surrogate	%Rec	Qualifier	Acceptance Limits
1,2-Dichloroethane-d4 (Surr)	98		80 - 120
Toluene-d8 (Surr)	97		80 - 120
4-Bromofluorobenzene	97		80 - 125
1,2-Dichlorobenzene-d4	99		75 - 120

Client: H2H Associates LLC

Job Number: 200-24299-1
Sdg Number: 200-24299

Client Sample ID: **WELL #3**

Lab Sample ID: 200-24299-7
Client Matrix: Water

Date Sampled: 09/18/2014 1530
Date Received: 09/20/2014 0955

8260C Volatile Organic Compounds by GC/MS

Analysis Method:	8260C	Analysis Batch:	200-77624	Instrument ID:	CHL.i
Prep Method:	5030C	Prep Batch:	N/A	Lab File ID:	LKOB15.D
Dilution:	1.0			Initial Weight/Volume:	5 mL
Analysis Date:	09/23/2014 1639			Final Weight/Volume:	5 mL
Prep Date:	09/23/2014 1639				

Analyte	Result (ug/L)	Qualifier	DL	LOQ
Dichlorodifluoromethane	0.20	U	0.19	1.0
Chloromethane	0.20	U	0.19	1.0
Vinyl chloride	0.26	U	0.23	1.0
Bromomethane	0.26	U Q	0.22	1.0
Chloroethane	0.26	U	0.20	1.0
Trichlorofluoromethane	0.26	U	0.20	1.0
1,1-Dichloroethene	0.20	U	0.12	1.0
1,1,2-Trichloro-1,2,2-trifluoroethane	0.20	U	0.11	1.0
Acetone	1.0	U	0.68	5.0
Iodomethane	0.20	U	0.17	1.0
Carbon disulfide	0.20	U	0.16	1.0
Methyl acetate	0.51	U	0.21	1.0
Methylene Chloride	0.20	U	0.15	1.0
trans-1,2-Dichloroethene	0.20	U	0.14	1.0
1,2-Dichloroethene, Total	0.30	J	0.26	1.0
Methyl tert-butyl ether	0.20	U	0.090	1.0
1,1-Dichloroethane	0.20	U	0.10	1.0
Vinyl acetate	0.31	U	0.13	1.0
2,2-Dichloropropane	0.20	U	0.10	1.0
cis-1,2-Dichloroethene	0.30	J	0.14	1.0
2-Butanone (MEK)	1.0	U	0.81	5.0
Chlorobromomethane	0.20	U	0.15	1.0
Tetrahydrofuran	2.8	U	1.6	14
Chloroform	0.20	U	0.11	1.0
1,1,1-Trichloroethane	0.20	U	0.070	1.0
Cyclohexane	0.20	U	0.10	1.0
1,1-Dichloropropene	0.20	U	0.080	1.0
Carbon tetrachloride	0.20	U	0.080	1.0
Isobutyl alcohol	10	U	7.2	50
Benzene	0.20	U	0.080	1.0
1,2-Dichloroethane	0.51	U	0.16	1.0
Trichloroethene	0.20	U	0.13	1.0
Methylcyclohexane	0.20	U	0.070	1.0
1,2-Dichloropropane	0.31	U	0.12	1.0
Dibromomethane	0.26	U	0.22	1.0
1,4-Dioxane	10	U	5.2	50
Dichlorobromomethane	0.20	U	0.090	1.0
2-Chloroethyl vinyl ether	0.51	U	0.16	1.0
cis-1,3-Dichloropropene	0.26	U	0.14	1.0
4-Methyl-2-pentanone (MIBK)	1.0	U	0.65	5.0
Toluene	0.20	U	0.090	1.0
trans-1,3-Dichloropropene	0.20	U	0.19	1.0
1,1,2-Trichloroethane	0.20	U	0.12	1.0
Tetrachloroethene	0.20	U	0.11	1.0
1,3-Dichloropropane	0.20	U	0.10	1.0
2-Hexanone	1.0	U	0.72	5.0

Client: H2H Associates LLC

Job Number: 200-24299-1
Sdg Number: 200-24299

Client Sample ID: **WELL #3**

Lab Sample ID: 200-24299-7
Client Matrix: Water

Date Sampled: 09/18/2014 1530
Date Received: 09/20/2014 0955

8260C Volatile Organic Compounds by GC/MS

Analysis Method:	8260C	Analysis Batch:	200-77624	Instrument ID:	CHL.i
Prep Method:	5030C	Prep Batch:	N/A	Lab File ID:	LKOB15.D
Dilution:	1.0			Initial Weight/Volume:	5 mL
Analysis Date:	09/23/2014 1639			Final Weight/Volume:	5 mL
Prep Date:	09/23/2014 1639				

Analyte	Result (ug/L)	Qualifier	DL	LOQ
Chlorodibromomethane	0.20	U	0.10	1.0
Ethylene Dibromide	0.20	U	0.14	1.0
Chlorobenzene	0.20	U	0.090	1.0
1,1,1,2-Tetrachloroethane	0.20	U	0.10	1.0
Ethylbenzene	0.20	U	0.090	1.0
m-Xylene & p-Xylene	0.40	U	0.18	1.0
o-Xylene	0.20	U	0.080	1.0
Xylenes, Total	0.60	U	0.26	1.0
Styrene	0.20	U	0.10	1.0
Bromoform	0.20	U	0.060	1.0
Isopropylbenzene	0.20	U	0.070	1.0
Bromobenzene	0.20	U	0.13	1.0
1,1,2,2-Tetrachloroethane	0.31	U	0.10	1.0
1,2,3-Trichloropropane	0.20	U	0.11	1.0
N-Propylbenzene	0.20	U	0.10	1.0
2-Chlorotoluene	0.20	U	0.10	1.0
4-Chlorotoluene	0.20	U	0.12	1.0
1,3,5-Trimethylbenzene	0.20	U	0.080	1.0
tert-Butylbenzene	0.20	U	0.060	1.0
1,2,4-Trimethylbenzene	0.20	U	0.090	1.0
sec-Butylbenzene	0.20	U	0.080	1.0
4-Isopropyltoluene	0.20	U	0.090	1.0
1,3-Dichlorobenzene	0.20	U	0.11	1.0
1,4-Dichlorobenzene	0.20	U	0.16	1.0
1,2-Dichlorobenzene	0.20	U	0.13	1.0
n-Butylbenzene	0.20	U	0.080	1.0
1,2-Dibromo-3-Chloropropane	0.20	U	0.19	1.0
1,2,4-Trichlorobenzene	0.20	U	0.10	1.0
Hexachlorobutadiene	0.20	U	0.16	1.0
Naphthalene	0.20	U	0.18	1.0
1,2,3-Trichlorobenzene	0.20	U	0.15	1.0

Surrogate	%Rec	Qualifier	Acceptance Limits
1,2-Dichloroethane-d4 (Surr)	99		80 - 120
Toluene-d8 (Surr)	97		80 - 120
4-Bromofluorobenzene	98		80 - 125
1,2-Dichlorobenzene-d4	98		75 - 120

Client: H2H Associates LLC

Job Number: 200-24299-1
Sdg Number: 200-24299

Client Sample ID: **WELL #4**

Lab Sample ID: 200-24299-8
Client Matrix: Water

Date Sampled: 09/18/2014 1330
Date Received: 09/20/2014 0955

8260C Volatile Organic Compounds by GC/MS

Analysis Method:	8260C	Analysis Batch:	200-77624	Instrument ID:	CHL.i
Prep Method:	5030C	Prep Batch:	N/A	Lab File ID:	LKOB16.D
Dilution:	1.0			Initial Weight/Volume:	5 mL
Analysis Date:	09/23/2014 1712			Final Weight/Volume:	5 mL
Prep Date:	09/23/2014 1712				

Analyte	Result (ug/L)	Qualifier	DL	LOQ
Dichlorodifluoromethane	0.20	U	0.19	1.0
Chloromethane	0.20	U	0.19	1.0
Vinyl chloride	0.26	U	0.23	1.0
Bromomethane	0.22	J M Q	0.22	1.0
Chloroethane	0.26	U	0.20	1.0
Trichlorofluoromethane	0.26	U	0.20	1.0
1,1-Dichloroethene	0.20	U	0.12	1.0
1,1,2-Trichloro-1,2,2-trifluoroethane	0.20	U	0.11	1.0
Acetone	1.6	J	0.68	5.0
Iodomethane	0.20	U	0.17	1.0
Carbon disulfide	0.20	U	0.16	1.0
Methyl acetate	0.51	U	0.21	1.0
Methylene Chloride	0.20	U	0.15	1.0
trans-1,2-Dichloroethene	0.20	U	0.14	1.0
1,2-Dichloroethene, Total	0.40	U	0.26	1.0
Methyl tert-butyl ether	0.20	U	0.090	1.0
1,1-Dichloroethane	0.20	U	0.10	1.0
Vinyl acetate	0.31	U	0.13	1.0
2,2-Dichloropropane	0.20	U	0.10	1.0
cis-1,2-Dichloroethene	0.20	U	0.14	1.0
2-Butanone (MEK)	1.0	U	0.81	5.0
Chlorobromomethane	0.20	U	0.15	1.0
Tetrahydrofuran	2.8	U	1.6	14
Chloroform	0.20	U	0.11	1.0
1,1,1-Trichloroethane	0.20	U	0.070	1.0
Cyclohexane	0.20	U	0.10	1.0
1,1-Dichloropropene	0.20	U	0.080	1.0
Carbon tetrachloride	0.20	U	0.080	1.0
Isobutyl alcohol	10	U	7.2	50
Benzene	0.20	U	0.080	1.0
1,2-Dichloroethane	0.51	U	0.16	1.0
Trichloroethene	0.20	U	0.13	1.0
Methylcyclohexane	0.20	U	0.070	1.0
1,2-Dichloropropane	0.31	U	0.12	1.0
Dibromomethane	0.26	U	0.22	1.0
1,4-Dioxane	10	U	5.2	50
Dichlorobromomethane	0.20	U	0.090	1.0
2-Chloroethyl vinyl ether	0.51	U	0.16	1.0
cis-1,3-Dichloropropene	0.26	U	0.14	1.0
4-Methyl-2-pentanone (MIBK)	1.0	U	0.65	5.0
Toluene	0.20	U	0.090	1.0
trans-1,3-Dichloropropene	0.20	U	0.19	1.0
1,1,2-Trichloroethane	0.20	U	0.12	1.0
Tetrachloroethene	0.20	U	0.11	1.0
1,3-Dichloropropane	0.20	U	0.10	1.0
2-Hexanone	1.0	U	0.72	5.0

Client: H2H Associates LLC

Job Number: 200-24299-1
Sdg Number: 200-24299

Client Sample ID: **WELL #4**

Lab Sample ID: 200-24299-8
Client Matrix: Water

Date Sampled: 09/18/2014 1330
Date Received: 09/20/2014 0955

8260C Volatile Organic Compounds by GC/MS

Analysis Method:	8260C	Analysis Batch:	200-77624	Instrument ID:	CHL.i
Prep Method:	5030C	Prep Batch:	N/A	Lab File ID:	LKOB16.D
Dilution:	1.0			Initial Weight/Volume:	5 mL
Analysis Date:	09/23/2014 1712			Final Weight/Volume:	5 mL
Prep Date:	09/23/2014 1712				

Analyte	Result (ug/L)	Qualifier	DL	LOQ
Chlorodibromomethane	0.20	U	0.10	1.0
Ethylene Dibromide	0.20	U	0.14	1.0
Chlorobenzene	0.20	U	0.090	1.0
1,1,1,2-Tetrachloroethane	0.20	U	0.10	1.0
Ethylbenzene	0.20	U	0.090	1.0
m-Xylene & p-Xylene	0.40	U	0.18	1.0
o-Xylene	0.20	U	0.080	1.0
Xylenes, Total	0.60	U	0.26	1.0
Styrene	0.20	U	0.10	1.0
Bromoform	0.20	U	0.060	1.0
Isopropylbenzene	0.20	U	0.070	1.0
Bromobenzene	0.20	U	0.13	1.0
1,1,2,2-Tetrachloroethane	0.31	U	0.10	1.0
1,2,3-Trichloropropane	0.20	U	0.11	1.0
N-Propylbenzene	0.20	U	0.10	1.0
2-Chlorotoluene	0.20	U	0.10	1.0
4-Chlorotoluene	0.20	U	0.12	1.0
1,3,5-Trimethylbenzene	0.20	U	0.080	1.0
tert-Butylbenzene	0.20	U	0.060	1.0
1,2,4-Trimethylbenzene	0.20	U	0.090	1.0
sec-Butylbenzene	0.20	U	0.080	1.0
4-Isopropyltoluene	0.20	U	0.090	1.0
1,3-Dichlorobenzene	0.20	U	0.11	1.0
1,4-Dichlorobenzene	0.20	U	0.16	1.0
1,2-Dichlorobenzene	0.20	U	0.13	1.0
n-Butylbenzene	0.20	U	0.080	1.0
1,2-Dibromo-3-Chloropropane	0.20	U	0.19	1.0
1,2,4-Trichlorobenzene	0.20	U	0.10	1.0
Hexachlorobutadiene	0.20	U	0.16	1.0
Naphthalene	0.20	U	0.18	1.0
1,2,3-Trichlorobenzene	0.20	U	0.15	1.0

Surrogate	%Rec	Qualifier	Acceptance Limits
1,2-Dichloroethane-d4 (Surr)	98		80 - 120
Toluene-d8 (Surr)	97		80 - 120
4-Bromofluorobenzene	98		80 - 125
1,2-Dichlorobenzene-d4	99		75 - 120

Client: H2H Associates LLC

Job Number: 200-24299-1
Sdg Number: 200-24299

Client Sample ID: **DUP-9-18-14**

Lab Sample ID: 200-24299-9FD
Client Matrix: Water

Date Sampled: 09/18/2014 0000
Date Received: 09/20/2014 0955

8260C Volatile Organic Compounds by GC/MS

Analysis Method:	8260C	Analysis Batch:	200-77624	Instrument ID:	CHL.i
Prep Method:	5030C	Prep Batch:	N/A	Lab File ID:	LKOB17.D
Dilution:	1.0			Initial Weight/Volume:	5 mL
Analysis Date:	09/23/2014 1744			Final Weight/Volume:	5 mL
Prep Date:	09/23/2014 1744				

Analyte	Result (ug/L)	Qualifier	DL	LOQ
Dichlorodifluoromethane	0.20	U	0.19	1.0
Chloromethane	0.20	U	0.19	1.0
Vinyl chloride	0.26	U	0.23	1.0
Bromomethane	0.34	J Q	0.22	1.0
Chloroethane	0.26	U	0.20	1.0
Trichlorofluoromethane	0.26	U	0.20	1.0
1,1-Dichloroethene	0.20	U	0.12	1.0
1,1,2-Trichloro-1,2,2-trifluoroethane	0.20	U	0.11	1.0
Acetone	1.0	U	0.68	5.0
Iodomethane	0.20	U	0.17	1.0
Carbon disulfide	0.20	U	0.16	1.0
Methyl acetate	0.51	U	0.21	1.0
Methylene Chloride	0.20	U	0.15	1.0
trans-1,2-Dichloroethene	0.20	U	0.14	1.0
1,2-Dichloroethene, Total	0.40	U	0.26	1.0
Methyl tert-butyl ether	0.20	U	0.090	1.0
1,1-Dichloroethane	0.20	U	0.10	1.0
Vinyl acetate	0.31	U	0.13	1.0
2,2-Dichloropropane	0.20	U	0.10	1.0
cis-1,2-Dichloroethene	0.20	U	0.14	1.0
2-Butanone (MEK)	1.0	U	0.81	5.0
Chlorobromomethane	0.20	U	0.15	1.0
Tetrahydrofuran	2.8	U	1.6	14
Chloroform	0.20	U	0.11	1.0
1,1,1-Trichloroethane	0.20	U	0.070	1.0
Cyclohexane	0.20	U	0.10	1.0
1,1-Dichloropropene	0.20	U	0.080	1.0
Carbon tetrachloride	0.20	U	0.080	1.0
Isobutyl alcohol	10	U	7.2	50
Benzene	0.20	U	0.080	1.0
1,2-Dichloroethane	0.51	U	0.16	1.0
Trichloroethene	0.20	U	0.13	1.0
Methylcyclohexane	0.20	U	0.070	1.0
1,2-Dichloropropane	0.31	U	0.12	1.0
Dibromomethane	0.26	U	0.22	1.0
1,4-Dioxane	10	U	5.2	50
Dichlorobromomethane	0.20	U	0.090	1.0
2-Chloroethyl vinyl ether	0.51	U	0.16	1.0
cis-1,3-Dichloropropene	0.26	U	0.14	1.0
4-Methyl-2-pentanone (MIBK)	1.0	U	0.65	5.0
Toluene	0.20	U M	0.090	1.0
trans-1,3-Dichloropropene	0.20	U	0.19	1.0
1,1,2-Trichloroethane	0.20	U	0.12	1.0
Tetrachloroethene	0.20	U	0.11	1.0
1,3-Dichloropropane	0.20	U	0.10	1.0
2-Hexanone	1.0	U	0.72	5.0

Client: H2H Associates LLC

Job Number: 200-24299-1
Sdg Number: 200-24299

Client Sample ID: **DUP-9-18-14**

Lab Sample ID: 200-24299-9FD
Client Matrix: Water

Date Sampled: 09/18/2014 0000
Date Received: 09/20/2014 0955

8260C Volatile Organic Compounds by GC/MS

Analysis Method:	8260C	Analysis Batch:	200-77624	Instrument ID:	CHL.i
Prep Method:	5030C	Prep Batch:	N/A	Lab File ID:	LKOB17.D
Dilution:	1.0			Initial Weight/Volume:	5 mL
Analysis Date:	09/23/2014 1744			Final Weight/Volume:	5 mL
Prep Date:	09/23/2014 1744				

Analyte	Result (ug/L)	Qualifier	DL	LOQ
Chlorodibromomethane	0.20	U	0.10	1.0
Ethylene Dibromide	0.20	U	0.14	1.0
Chlorobenzene	0.20	U	0.090	1.0
1,1,1,2-Tetrachloroethane	0.20	U	0.10	1.0
Ethylbenzene	0.20	U	0.090	1.0
m-Xylene & p-Xylene	0.40	U	0.18	1.0
o-Xylene	0.20	U	0.080	1.0
Xylenes, Total	0.60	U	0.26	1.0
Styrene	0.20	U	0.10	1.0
Bromoform	0.20	U	0.060	1.0
Isopropylbenzene	0.20	U	0.070	1.0
Bromobenzene	0.20	U	0.13	1.0
1,1,2,2-Tetrachloroethane	0.31	U	0.10	1.0
1,2,3-Trichloropropane	0.20	U	0.11	1.0
N-Propylbenzene	0.20	U	0.10	1.0
2-Chlorotoluene	0.20	U	0.10	1.0
4-Chlorotoluene	0.20	U	0.12	1.0
1,3,5-Trimethylbenzene	0.20	U	0.080	1.0
tert-Butylbenzene	0.20	U	0.060	1.0
1,2,4-Trimethylbenzene	0.20	U	0.090	1.0
sec-Butylbenzene	0.20	U	0.080	1.0
4-Isopropyltoluene	0.20	U	0.090	1.0
1,3-Dichlorobenzene	0.20	U	0.11	1.0
1,4-Dichlorobenzene	0.20	U	0.16	1.0
1,2-Dichlorobenzene	0.20	U	0.13	1.0
n-Butylbenzene	0.20	U	0.080	1.0
1,2-Dibromo-3-Chloropropane	0.20	U	0.19	1.0
1,2,4-Trichlorobenzene	0.20	U	0.10	1.0
Hexachlorobutadiene	0.20	U	0.16	1.0
Naphthalene	0.20	U	0.18	1.0
1,2,3-Trichlorobenzene	0.20	U	0.15	1.0

Surrogate	%Rec	Qualifier	Acceptance Limits
1,2-Dichloroethane-d4 (Surr)	100		80 - 120
Toluene-d8 (Surr)	98		80 - 120
4-Bromofluorobenzene	100		80 - 125
1,2-Dichlorobenzene-d4	99		75 - 120

Client: H2H Associates LLC

Job Number: 200-24299-1
Sdg Number: 200-24299

Client Sample ID: **TRIP BLANK**

Lab Sample ID: 200-24299-10TB
Client Matrix: Water

Date Sampled: 09/18/2014 0000
Date Received: 09/20/2014 0955

8260C Volatile Organic Compounds by GC/MS

Analysis Method:	8260C	Analysis Batch:	200-77624	Instrument ID:	CHL.i
Prep Method:	5030C	Prep Batch:	N/A	Lab File ID:	LKOB09.D
Dilution:	1.0			Initial Weight/Volume:	5 mL
Analysis Date:	09/23/2014 1322			Final Weight/Volume:	5 mL
Prep Date:	09/23/2014 1322				

Analyte	Result (ug/L)	Qualifier	DL	LOQ
Dichlorodifluoromethane	0.20	U	0.19	1.0
Chloromethane	0.20	U	0.19	1.0
Vinyl chloride	0.26	U	0.23	1.0
Bromomethane	0.26	U Q	0.22	1.0
Chloroethane	0.26	U	0.20	1.0
Trichlorofluoromethane	0.26	U	0.20	1.0
1,1-Dichloroethene	0.20	U	0.12	1.0
1,1,2-Trichloro-1,2,2-trifluoroethane	0.20	U	0.11	1.0
Acetone	1.3	J	0.68	5.0
Iodomethane	0.20	U	0.17	1.0
Carbon disulfide	0.20	U	0.16	1.0
Methyl acetate	0.51	U	0.21	1.0
Methylene Chloride	0.20	U	0.15	1.0
trans-1,2-Dichloroethene	0.20	U	0.14	1.0
1,2-Dichloroethene, Total	0.40	U	0.26	1.0
Methyl tert-butyl ether	0.20	U	0.090	1.0
1,1-Dichloroethane	0.20	U	0.10	1.0
Vinyl acetate	0.31	U	0.13	1.0
2,2-Dichloropropane	0.20	U	0.10	1.0
cis-1,2-Dichloroethene	0.20	U	0.14	1.0
2-Butanone (MEK)	1.0	U	0.81	5.0
Chlorobromomethane	0.20	U	0.15	1.0
Tetrahydrofuran	2.8	U	1.6	14
Chloroform	0.20	U	0.11	1.0
1,1,1-Trichloroethane	0.20	U	0.070	1.0
Cyclohexane	0.20	U	0.10	1.0
1,1-Dichloropropene	0.20	U	0.080	1.0
Carbon tetrachloride	0.20	U	0.080	1.0
Isobutyl alcohol	10	U	7.2	50
Benzene	0.20	U	0.080	1.0
1,2-Dichloroethane	0.51	U	0.16	1.0
Trichloroethene	0.20	U	0.13	1.0
Methylcyclohexane	0.20	U	0.070	1.0
1,2-Dichloropropane	0.31	U	0.12	1.0
Dibromomethane	0.26	U	0.22	1.0
1,4-Dioxane	10	U	5.2	50
Dichlorobromomethane	0.20	U	0.090	1.0
2-Chloroethyl vinyl ether	0.51	U	0.16	1.0
cis-1,3-Dichloropropene	0.26	U	0.14	1.0
4-Methyl-2-pentanone (MIBK)	1.0	U	0.65	5.0
Toluene	0.20	U	0.090	1.0
trans-1,3-Dichloropropene	0.20	U	0.19	1.0
1,1,2-Trichloroethane	0.20	U	0.12	1.0
Tetrachloroethene	0.20	U	0.11	1.0
1,3-Dichloropropane	0.20	U	0.10	1.0
2-Hexanone	1.0	U	0.72	5.0

Client: H2H Associates LLC

Job Number: 200-24299-1
Sdg Number: 200-24299

Client Sample ID: **TRIP BLANK**

Lab Sample ID: 200-24299-10TB
Client Matrix: Water

Date Sampled: 09/18/2014 0000
Date Received: 09/20/2014 0955

8260C Volatile Organic Compounds by GC/MS

Analysis Method:	8260C	Analysis Batch:	200-77624	Instrument ID:	CHL.i
Prep Method:	5030C	Prep Batch:	N/A	Lab File ID:	LKOB09.D
Dilution:	1.0			Initial Weight/Volume:	5 mL
Analysis Date:	09/23/2014 1322			Final Weight/Volume:	5 mL
Prep Date:	09/23/2014 1322				

Analyte	Result (ug/L)	Qualifier	DL	LOQ
Chlorodibromomethane	0.20	U	0.10	1.0
Ethylene Dibromide	0.20	U	0.14	1.0
Chlorobenzene	0.20	U	0.090	1.0
1,1,1,2-Tetrachloroethane	0.20	U	0.10	1.0
Ethylbenzene	0.20	U	0.090	1.0
m-Xylene & p-Xylene	0.40	U	0.18	1.0
o-Xylene	0.20	U	0.080	1.0
Xylenes, Total	0.60	U	0.26	1.0
Styrene	0.20	U	0.10	1.0
Bromoform	0.20	U	0.060	1.0
Isopropylbenzene	0.20	U	0.070	1.0
Bromobenzene	0.20	U	0.13	1.0
1,1,2,2-Tetrachloroethane	0.31	U	0.10	1.0
1,2,3-Trichloropropane	0.20	U	0.11	1.0
N-Propylbenzene	0.20	U	0.10	1.0
2-Chlorotoluene	0.20	U	0.10	1.0
4-Chlorotoluene	0.20	U	0.12	1.0
1,3,5-Trimethylbenzene	0.20	U	0.080	1.0
tert-Butylbenzene	0.20	U	0.060	1.0
1,2,4-Trimethylbenzene	0.20	U	0.090	1.0
sec-Butylbenzene	0.20	U	0.080	1.0
4-Isopropyltoluene	0.20	U	0.090	1.0
1,3-Dichlorobenzene	0.20	U	0.11	1.0
1,4-Dichlorobenzene	0.20	U	0.16	1.0
1,2-Dichlorobenzene	0.20	U	0.13	1.0
n-Butylbenzene	0.20	U	0.080	1.0
1,2-Dibromo-3-Chloropropane	0.20	U	0.19	1.0
1,2,4-Trichlorobenzene	0.20	U M	0.10	1.0
Hexachlorobutadiene	0.20	U	0.16	1.0
Naphthalene	0.20	U	0.18	1.0
1,2,3-Trichlorobenzene	0.20	U	0.15	1.0

Surrogate	%Rec	Qualifier	Acceptance Limits
1,2-Dichloroethane-d4 (Surr)	98		80 - 120
Toluene-d8 (Surr)	98		80 - 120
4-Bromofluorobenzene	99		80 - 125
1,2-Dichlorobenzene-d4	100		75 - 120

Client: H2H Associates LLC

Job Number: 200-24299-1
Sdg Number: 200-24299

Client Sample ID: **FIELD BLANK**

Lab Sample ID: 200-24299-11FB
Client Matrix: Water

Date Sampled: 09/19/2014 1055
Date Received: 09/20/2014 0955

8260C Volatile Organic Compounds by GC/MS

Analysis Method:	8260C	Analysis Batch:	200-77624	Instrument ID:	CHL.i
Prep Method:	5030C	Prep Batch:	N/A	Lab File ID:	LKOB10.D
Dilution:	1.0			Initial Weight/Volume:	5 mL
Analysis Date:	09/23/2014 1355			Final Weight/Volume:	5 mL
Prep Date:	09/23/2014 1355				

Analyte	Result (ug/L)	Qualifier	DL	LOQ
Dichlorodifluoromethane	0.20	U	0.19	1.0
Chloromethane	0.20	U	0.19	1.0
Vinyl chloride	0.26	U	0.23	1.0
Bromomethane	0.24	J Q	0.22	1.0
Chloroethane	0.26	U	0.20	1.0
Trichlorofluoromethane	0.26	U	0.20	1.0
1,1-Dichloroethene	0.20	U	0.12	1.0
1,1,2-Trichloro-1,2,2-trifluoroethane	0.20	U	0.11	1.0
Acetone	3.3	J M	0.68	5.0
Iodomethane	0.20	U	0.17	1.0
Carbon disulfide	0.20	U	0.16	1.0
Methyl acetate	0.51	U	0.21	1.0
Methylene Chloride	0.20	U	0.15	1.0
trans-1,2-Dichloroethene	0.20	U	0.14	1.0
1,2-Dichloroethene, Total	0.40	U	0.26	1.0
Methyl tert-butyl ether	0.20	U	0.090	1.0
1,1-Dichloroethane	0.20	U	0.10	1.0
Vinyl acetate	0.31	U	0.13	1.0
2,2-Dichloropropane	0.20	U	0.10	1.0
cis-1,2-Dichloroethene	0.20	U	0.14	1.0
2-Butanone (MEK)	1.0	U	0.81	5.0
Chlorobromomethane	0.20	U	0.15	1.0
Tetrahydrofuran	2.8	U	1.6	14
Chloroform	0.20	U	0.11	1.0
1,1,1-Trichloroethane	0.20	U	0.070	1.0
Cyclohexane	0.20	U	0.10	1.0
1,1-Dichloropropene	0.20	U	0.080	1.0
Carbon tetrachloride	0.20	U	0.080	1.0
Isobutyl alcohol	10	U	7.2	50
Benzene	0.20	U	0.080	1.0
1,2-Dichloroethane	0.51	U	0.16	1.0
Trichloroethene	0.20	U	0.13	1.0
Methylcyclohexane	0.20	U	0.070	1.0
1,2-Dichloropropane	0.31	U	0.12	1.0
Dibromomethane	0.26	U	0.22	1.0
1,4-Dioxane	10	U	5.2	50
Dichlorobromomethane	0.20	U	0.090	1.0
2-Chloroethyl vinyl ether	0.51	U	0.16	1.0
cis-1,3-Dichloropropene	0.26	U	0.14	1.0
4-Methyl-2-pentanone (MIBK)	1.0	U	0.65	5.0
Toluene	0.21	J	0.090	1.0
trans-1,3-Dichloropropene	0.20	U	0.19	1.0
1,1,2-Trichloroethane	0.20	U	0.12	1.0
Tetrachloroethene	0.20	U	0.11	1.0
1,3-Dichloropropane	0.20	U	0.10	1.0
2-Hexanone	1.0	U	0.72	5.0

Client: H2H Associates LLC

Job Number: 200-24299-1
Sdg Number: 200-24299

Client Sample ID: **FIELD BLANK**

Lab Sample ID: 200-24299-11FB
Client Matrix: Water

Date Sampled: 09/19/2014 1055
Date Received: 09/20/2014 0955

8260C Volatile Organic Compounds by GC/MS

Analysis Method:	8260C	Analysis Batch:	200-77624	Instrument ID:	CHL.i
Prep Method:	5030C	Prep Batch:	N/A	Lab File ID:	LKOB10.D
Dilution:	1.0			Initial Weight/Volume:	5 mL
Analysis Date:	09/23/2014 1355			Final Weight/Volume:	5 mL
Prep Date:	09/23/2014 1355				

Analyte	Result (ug/L)	Qualifier	DL	LOQ
Chlorodibromomethane	0.20	U	0.10	1.0
Ethylene Dibromide	0.20	U	0.14	1.0
Chlorobenzene	0.20	U	0.090	1.0
1,1,1,2-Tetrachloroethane	0.20	U	0.10	1.0
Ethylbenzene	0.20	U	0.090	1.0
m-Xylene & p-Xylene	0.40	U	0.18	1.0
o-Xylene	0.080	J	0.080	1.0
Xylenes, Total	0.60	U	0.26	1.0
Styrene	0.20	U	0.10	1.0
Bromoform	0.20	U	0.060	1.0
Isopropylbenzene	0.20	U	0.070	1.0
Bromobenzene	0.20	U	0.13	1.0
1,1,2,2-Tetrachloroethane	0.31	U	0.10	1.0
1,2,3-Trichloropropane	0.20	U	0.11	1.0
N-Propylbenzene	0.20	U	0.10	1.0
2-Chlorotoluene	0.20	U	0.10	1.0
4-Chlorotoluene	0.20	U	0.12	1.0
1,3,5-Trimethylbenzene	0.20	U	0.080	1.0
tert-Butylbenzene	0.20	U	0.060	1.0
1,2,4-Trimethylbenzene	0.20	U	0.090	1.0
sec-Butylbenzene	0.20	U	0.080	1.0
4-Isopropyltoluene	0.20	U	0.090	1.0
1,3-Dichlorobenzene	0.20	U	0.11	1.0
1,4-Dichlorobenzene	0.20	U	0.16	1.0
1,2-Dichlorobenzene	0.20	U	0.13	1.0
n-Butylbenzene	0.20	U	0.080	1.0
1,2-Dibromo-3-Chloropropane	0.20	U	0.19	1.0
1,2,4-Trichlorobenzene	0.20	U	0.10	1.0
Hexachlorobutadiene	0.20	U	0.16	1.0
Naphthalene	0.20	U	0.18	1.0
1,2,3-Trichlorobenzene	0.20	U	0.15	1.0

Surrogate	%Rec	Qualifier	Acceptance Limits
1,2-Dichloroethane-d4 (Surr)	99		80 - 120
Toluene-d8 (Surr)	96		80 - 120
4-Bromofluorobenzene	98		80 - 125
1,2-Dichlorobenzene-d4	99		75 - 120

Client: H2H Associates LLC

Job Number: 200-24299-1
Sdg Number: 200-24299

Surrogate Recovery Report

8260C Volatile Organic Compounds by GC/MS

Client Matrix: Water

Lab Sample ID	Client Sample ID	DCA %Rec	TOL %Rec	BFB %Rec	DCZ %Rec
200-24299-1	PURGE WATER 9-19-14	98	99	98	97
200-24299-2	WELL #5	97	97	98	98
200-24299-3	WELL #2	98	97	100	100
200-24299-4	WELL #1	98	97	97	99
200-24299-7	WELL #3	99	97	98	98
200-24299-8	WELL #4	98	97	98	99
200-24299-9	DUP-9-18-14	100	98	100	99
200-24299-10	TRIP BLANK	98	98	99	100
200-24299-11	FIELD BLANK	99	96	98	99
MB 200-77624/5		98	98	99	100
LCS 200-77624/3		102	103	102	103
200-24299-2 MS	WELL #5 MS	98	99	98	100
200-24299-2 MSD	WELL #5 MSD	97	98	96	99

Surrogate	Acceptance Limits
DCA = 1,2-Dichloroethane-d4 (Surr)	80-120
TOL = Toluene-d8 (Surr)	80-120
BFB = 4-Bromofluorobenzene	80-125
DCZ = 1,2-Dichlorobenzene-d4	75-120

Client: H2H Associates LLC

Job Number: 200-24299-1
Sdg Number: 200-24299

Method Blank - Batch: 200-77624

Method: 8260C
Preparation: 5030C

Lab Sample ID:	MB 200-77624/5	Analysis Batch:	200-77624	Instrument ID:	CHL.i
Client Matrix:	Water	Prep Batch:	N/A	Lab File ID:	LKOB05.D
Dilution:	1.0	Leach Batch:	N/A	Initial Weight/Volume:	5 mL
Analysis Date:	09/23/2014 1112	Units:	ug/L	Final Weight/Volume:	5 mL
Prep Date:	09/23/2014 1112				
Leach Date:	N/A				

Analyte	Result	Qual	DL	LOQ
Dichlorodifluoromethane	0.20	U	0.19	1.0
Chloromethane	0.20	U	0.19	1.0
Vinyl chloride	0.26	U	0.23	1.0
Bromomethane	0.355	J	0.22	1.0
Chloroethane	0.26	U	0.20	1.0
Trichlorofluoromethane	0.26	U	0.20	1.0
1,1-Dichloroethene	0.20	U	0.12	1.0
1,1,2-Trichloro-1,2,2-trifluoroethane	0.20	U	0.11	1.0
Acetone	1.0	U	0.68	5.0
Iodomethane	0.20	U	0.17	1.0
Carbon disulfide	0.166	J	0.16	1.0
Methyl acetate	0.51	U	0.21	1.0
Methylene Chloride	0.20	U	0.15	1.0
trans-1,2-Dichloroethene	0.20	U	0.14	1.0
1,2-Dichloroethene, Total	0.40	U	0.26	1.0
Methyl tert-butyl ether	0.20	U	0.090	1.0
1,1-Dichloroethane	0.20	U	0.10	1.0
Vinyl acetate	0.31	U	0.13	1.0
2,2-Dichloropropane	0.20	U	0.10	1.0
cis-1,2-Dichloroethene	0.20	U	0.14	1.0
2-Butanone (MEK)	1.0	U	0.81	5.0
Chlorobromomethane	0.20	U	0.15	1.0
Tetrahydrofuran	2.8	U	1.6	14
Chloroform	0.20	U	0.11	1.0
1,1,1-Trichloroethane	0.20	U	0.070	1.0
Cyclohexane	0.20	U	0.10	1.0
1,1-Dichloropropene	0.20	U	0.080	1.0
Carbon tetrachloride	0.20	U	0.080	1.0
Isobutyl alcohol	10	U	7.2	50
Benzene	0.20	U	0.080	1.0
1,2-Dichloroethane	0.51	U	0.16	1.0
Trichloroethene	0.20	U	0.13	1.0
Methylcyclohexane	0.20	U	0.070	1.0
1,2-Dichloropropane	0.31	U	0.12	1.0
Dibromomethane	0.26	U	0.22	1.0
1,4-Dioxane	6.92	J	5.2	50
Dichlorobromomethane	0.20	U	0.090	1.0
2-Chloroethyl vinyl ether	0.51	U	0.16	1.0
cis-1,3-Dichloropropene	0.26	U	0.14	1.0
4-Methyl-2-pentanone (MIBK)	1.0	U	0.65	5.0
Toluene	0.20	U	0.090	1.0
trans-1,3-Dichloropropene	0.20	U	0.19	1.0
1,1,2-Trichloroethane	0.20	U	0.12	1.0
Tetrachloroethene	0.20	U	0.11	1.0
1,3-Dichloropropane	0.20	U	0.10	1.0

Client: H2H Associates LLC

Job Number: 200-24299-1
Sdg Number: 200-24299

Method Blank - Batch: 200-77624

Method: 8260C
Preparation: 5030C

Lab Sample ID:	MB 200-77624/5	Analysis Batch:	200-77624	Instrument ID:	CHL.i
Client Matrix:	Water	Prep Batch:	N/A	Lab File ID:	LKOB05.D
Dilution:	1.0	Leach Batch:	N/A	Initial Weight/Volume:	5 mL
Analysis Date:	09/23/2014 1112	Units:	ug/L	Final Weight/Volume:	5 mL
Prep Date:	09/23/2014 1112				
Leach Date:	N/A				

Analyte	Result	Qual	DL	LOQ
2-Hexanone	1.0	U	0.72	5.0
Chlorodibromomethane	0.20	U	0.10	1.0
Ethylene Dibromide	0.20	U	0.14	1.0
Chlorobenzene	0.20	U	0.090	1.0
1,1,1,2-Tetrachloroethane	0.20	U	0.10	1.0
Ethylbenzene	0.20	U	0.090	1.0
m-Xylene & p-Xylene	0.40	U	0.18	1.0
o-Xylene	0.20	U	0.080	1.0
Xylenes, Total	0.60	U	0.26	1.0
Styrene	0.20	U	0.10	1.0
Bromoform	0.20	U	0.060	1.0
Isopropylbenzene	0.20	U	0.070	1.0
Bromobenzene	0.20	U	0.13	1.0
1,1,2,2-Tetrachloroethane	0.31	U	0.10	1.0
1,2,3-Trichloropropane	0.20	U	0.11	1.0
N-Propylbenzene	0.20	U	0.10	1.0
2-Chlorotoluene	0.20	U	0.10	1.0
4-Chlorotoluene	0.20	U	0.12	1.0
1,3,5-Trimethylbenzene	0.20	U	0.080	1.0
tert-Butylbenzene	0.20	U	0.060	1.0
1,2,4-Trimethylbenzene	0.20	U	0.090	1.0
sec-Butylbenzene	0.20	U	0.080	1.0
4-Isopropyltoluene	0.20	U	0.090	1.0
1,3-Dichlorobenzene	0.20	U	0.11	1.0
1,4-Dichlorobenzene	0.20	U	0.16	1.0
1,2-Dichlorobenzene	0.20	U	0.13	1.0
n-Butylbenzene	0.0981	J	0.080	1.0
1,2-Dibromo-3-Chloropropane	0.20	U	0.19	1.0
1,2,4-Trichlorobenzene	0.160	J	0.10	1.0
Hexachlorobutadiene	0.213	J	0.16	1.0
Naphthalene	0.298	J	0.18	1.0
1,2,3-Trichlorobenzene	0.214	J	0.15	1.0

Surrogate	% Rec	Acceptance Limits
1,2-Dichloroethane-d4 (Surr)	98	80 - 120
Toluene-d8 (Surr)	98	80 - 120
4-Bromofluorobenzene	99	80 - 125
1,2-Dichlorobenzene-d4	100	75 - 120

Client: H2H Associates LLC

Job Number: 200-24299-1
Sdg Number: 200-24299

Lab Control Sample - Batch: 200-77624

Method: 8260C
Preparation: 5030C

Lab Sample ID:	LCS 200-77624/3	Analysis Batch:	200-77624	Instrument ID:	CHL.i
Client Matrix:	Water	Prep Batch:	N/A	Lab File ID:	LKOB03.D
Dilution:	1.0	Leach Batch:	N/A	Initial Weight/Volume:	5 mL
Analysis Date:	09/23/2014 1006	Units:	ug/L	Final Weight/Volume:	5 mL
Prep Date:	09/23/2014 1006				
Leach Date:	N/A				

Analyte	Spike Amount	Result	% Rec.	Limit	Qual
Dichlorodifluoromethane	25.0	24.3	97	35 - 125	
Chloromethane	25.0	25.2	101	65 - 120	
Vinyl chloride	25.0	24.3	97	80 - 130	
Bromomethane	25.0	32.5	130	60 - 120	Q
Chloroethane	25.0	22.2	89	80 - 130	
Trichlorofluoromethane	25.0	26.2	105	75 - 120	
1,1-Dichloroethene	25.0	26.3	105	80 - 120	
1,1,2-Trichloro-1,2,2-trifluoroethane	25.0	27.2	109	70 - 120	
Acetone	125	117	93	15 - 200	
Iodomethane	25.0	21.5	86	45 - 150	
Carbon disulfide	25.0	27.8	111	80 - 120	
Methyl acetate	25.0	23.1	92	70 - 120	
Methylene Chloride	25.0	25.2	101	80 - 120	
trans-1,2-Dichloroethene	25.0	26.5	106	80 - 125	
Methyl tert-butyl ether	25.0	26.6	106	80 - 120	
1,1-Dichloroethane	25.0	26.0	104	80 - 120	
Vinyl acetate	25.0	30.9	124	80 - 200	
2,2-Dichloropropane	25.0	28.1	112	80 - 120	
cis-1,2-Dichloroethene	25.0	26.1	105	80 - 125	
2-Butanone (MEK)	125	126	101	60 - 170	
Chlorobromomethane	25.0	26.7	107	80 - 130	
Tetrahydrofuran	350	366	105	80 - 120	
Chloroform	25.0	25.5	102	75 - 120	
1,1,1-Trichloroethane	25.0	25.7	103	75 - 120	
Cyclohexane	25.0	26.5	106	80 - 120	
1,1-Dichloropropene	25.0	27.9	111	80 - 125	
Carbon tetrachloride	25.0	26.5	106	75 - 120	
Isobutyl alcohol	1250	1230	98	80 - 130	
Benzene	25.0	26.0	104	80 - 125	
1,2-Dichloroethane	25.0	25.8	103	70 - 120	
Trichloroethene	25.0	25.8	103	75 - 120	
Methylcyclohexane	25.0	26.8	107	80 - 120	
1,2-Dichloropropane	25.0	25.1	100	80 - 125	
Dibromomethane	25.0	26.0	104	75 - 120	
1,4-Dioxane	1250	1250	100	75 - 140	
Dichlorobromomethane	25.0	25.6	102	80 - 120	
2-Chloroethyl vinyl ether	25.0	26.2	105	80 - 125	
cis-1,3-Dichloropropene	25.0	26.0	104	80 - 125	
4-Methyl-2-pentanone (MIBK)	125	128	102	80 - 125	
Toluene	25.0	26.2	105	80 - 120	
trans-1,3-Dichloropropene	25.0	26.9	108	80 - 120	
1,1,2-Trichloroethane	25.0	25.6	102	80 - 125	
Tetrachloroethene	25.0	26.2	105	80 - 120	
1,3-Dichloropropane	25.0	24.9	100	80 - 125	
2-Hexanone	125	130	104	75 - 150	
Chlorodibromomethane	25.0	25.8	103	80 - 125	

Client: H2H Associates LLC

Job Number: 200-24299-1
Sdg Number: 200-24299

Lab Control Sample - Batch: 200-77624

Method: 8260C
Preparation: 5030C

Lab Sample ID:	LCS 200-77624/3	Analysis Batch:	200-77624	Instrument ID:	CHL.i
Client Matrix:	Water	Prep Batch:	N/A	Lab File ID:	LKOB03.D
Dilution:	1.0	Leach Batch:	N/A	Initial Weight/Volume:	5 mL
Analysis Date:	09/23/2014 1006	Units:	ug/L	Final Weight/Volume:	5 mL
Prep Date:	09/23/2014 1006				
Leach Date:	N/A				

Analyte	Spike Amount	Result	% Rec.	Limit	Qual
Ethylene Dibromide	25.0	26.0	104	80 - 120	
Chlorobenzene	25.0	25.7	103	80 - 120	
1,1,1,2-Tetrachloroethane	25.0	26.4	106	80 - 120	
Ethylbenzene	25.0	26.3	105	80 - 125	
m-Xylene & p-Xylene	50.0	53.2	106	80 - 125	
o-Xylene	25.0	26.0	104	80 - 120	
Styrene	25.0	26.0	104	80 - 120	
Bromoform	25.0	26.1	104	80 - 120	
Isopropylbenzene	25.0	26.0	104	80 - 120	
Bromobenzene	25.0	25.7	103	80 - 125	
1,1,2,2-Tetrachloroethane	25.0	26.3	105	80 - 125	
1,2,3-Trichloropropane	25.0	25.8	103	80 - 120	
N-Propylbenzene	25.0	25.9	104	80 - 120	
2-Chlorotoluene	25.0	26.5	106	80 - 125	
4-Chlorotoluene	25.0	25.3	101	80 - 125	
1,3,5-Trimethylbenzene	25.0	26.1	104	80 - 120	
tert-Butylbenzene	25.0	25.7	103	75 - 120	
1,2,4-Trimethylbenzene	25.0	25.8	103	80 - 120	
sec-Butylbenzene	25.0	26.2	105	80 - 120	
4-Isopropyltoluene	25.0	25.9	103	75 - 120	
1,3-Dichlorobenzene	25.0	26.1	104	80 - 125	
1,4-Dichlorobenzene	25.0	26.8	107	80 - 125	
1,2-Dichlorobenzene	25.0	25.8	103	80 - 125	
n-Butylbenzene	25.0	25.2	101	80 - 120	
1,2-Dibromo-3-Chloropropane	25.0	25.0	100	70 - 120	
1,2,4-Trichlorobenzene	25.0	26.4	106	80 - 120	
Hexachlorobutadiene	25.0	27.2	109	75 - 120	
Naphthalene	25.0	27.2	109	80 - 130	
1,2,3-Trichlorobenzene	25.0	26.5	106	80 - 120	

Surrogate	% Rec	Acceptance Limits
1,2-Dichloroethane-d4 (Surr)	102	80 - 120
Toluene-d8 (Surr)	103	80 - 120
1,2-Dichlorobenzene-d4	103	75 - 120

Client: H2H Associates LLC

Job Number: 200-24299-1
Sdg Number: 200-24299

Matrix Spike/
Matrix Spike Duplicate Recovery Report - Batch: 200-77624

Method: 8260C
Preparation: 5030C

MS Lab Sample ID:	200-24299-2	Analysis Batch:	200-77624	Instrument ID:	CHL.i
Client Matrix:	Water	Prep Batch:	N/A	Lab File ID:	LKOB20.D
Dilution:	1.0	Leach Batch:	N/A	Initial Weight/Volume:	5 mL
Analysis Date:	09/23/2014 1922			Final Weight/Volume:	5 mL
Prep Date:	09/23/2014 1922				5 mL
Leach Date:	N/A				

MSD Lab Sample ID:	200-24299-2	Analysis Batch:	200-77624	Instrument ID:	CHL.i
Client Matrix:	Water	Prep Batch:	N/A	Lab File ID:	LKOB21.D
Dilution:	1.0	Leach Batch:	N/A	Initial Weight/Volume:	5 mL
Analysis Date:	09/23/2014 1955			Final Weight/Volume:	5 mL
Prep Date:	09/23/2014 1955				5 mL
Leach Date:	N/A				

Analyte	% Rec. MS	% Rec. MSD	Limit	RPD	RPD Limit	MS Qual	MSD Qual
Dichlorodifluoromethane	92	91	35 - 125	1	30		
Chloromethane	92	93	65 - 120	2	30		
Vinyl chloride	91	91	80 - 130	1	30		
Bromomethane	109	109	60 - 120	0	30		
Chloroethane	81	83	80 - 130	2	30		
Trichlorofluoromethane	99	99	75 - 120	1	30		
1,1-Dichloroethene	97	98	80 - 120	1	30		
1,1,2-Trichloro-1,2,2-trifluoroethane	100	99	70 - 120	1	30		
Acetone	82	83	15 - 200	2	30		
Iodomethane	72	88	45 - 150	20	30		
Carbon disulfide	100	101	80 - 120	1	30		
Methyl acetate	83	80	70 - 120	3	30		
Methylene Chloride	94	94	80 - 120	0	30		
trans-1,2-Dichloroethene	99	101	80 - 125	2	30		
Methyl tert-butyl ether	101	101	80 - 120	0	30		
1,1-Dichloroethane	100	99	80 - 120	0	30		
Vinyl acetate	114	111	80 - 200	3	30		
2,2-Dichloropropane	90	88	80 - 120	2	30		
cis-1,2-Dichloroethene	99	99	80 - 125	0	30		
2-Butanone (MEK)	89	94	60 - 170	5	30		
Chlorobromomethane	101	101	80 - 130	0	30		
Tetrahydrofuran	99	99	80 - 120	0	30		
Chloroform	99	98	75 - 120	1	30		
1,1,1-Trichloroethane	97	97	75 - 120	0	30		
Cyclohexane	99	99	80 - 120	0	30		
1,1-Dichloropropene	105	104	80 - 125	1	30		
Carbon tetrachloride	101	101	75 - 120	0	30		
Isobutyl alcohol	99	103	80 - 130	4	30		
Benzene	99	98	80 - 125	0	30		
1,2-Dichloroethane	99	98	70 - 120	1	30		
Trichloroethene	97	97	75 - 120	0	30		
Methylcyclohexane	100	99	80 - 120	0	30		
1,2-Dichloropropane	96	95	80 - 125	0	30		

Client: H2H Associates LLC

Job Number: 200-24299-1
Sdg Number: 200-24299

Matrix Spike/
Matrix Spike Duplicate Recovery Report - Batch: 200-77624

Method: 8260C
Preparation: 5030C

MS Lab Sample ID:	200-24299-2	Analysis Batch:	200-77624	Instrument ID:	CHL.i
Client Matrix:	Water	Prep Batch:	N/A	Lab File ID:	LKOB20.D
Dilution:	1.0	Leach Batch:	N/A	Initial Weight/Volume:	5 mL
Analysis Date:	09/23/2014 1922			Final Weight/Volume:	5 mL
Prep Date:	09/23/2014 1922				5 mL
Leach Date:	N/A				

MSD Lab Sample ID:	200-24299-2	Analysis Batch:	200-77624	Instrument ID:	CHL.i
Client Matrix:	Water	Prep Batch:	N/A	Lab File ID:	LKOB21.D
Dilution:	1.0	Leach Batch:	N/A	Initial Weight/Volume:	5 mL
Analysis Date:	09/23/2014 1955			Final Weight/Volume:	5 mL
Prep Date:	09/23/2014 1955				5 mL
Leach Date:	N/A				

Analyte	% Rec. MS	% Rec. MSD	Limit	RPD	RPD Limit	MS Qual	MSD Qual
Dibromomethane	97	98	75 - 120	1	30		
1,4-Dioxane	102	110	75 - 140	8	30		
Dichlorobromomethane	97	97	80 - 120	0	30		
2-Chloroethyl vinyl ether	0	0	80 - 125	NC	30	U J	U J
cis-1,3-Dichloropropene	96	94	80 - 125	1	30		
4-Methyl-2-pentanone (MIBK)	94	92	80 - 125	2	30		
Toluene	98	98	80 - 120	0	30		
trans-1,3-Dichloropropene	97	96	80 - 120	2	30		
1,1,2-Trichloroethane	97	96	80 - 125	1	30		
Tetrachloroethene	99	98	80 - 120	1	30		
1,3-Dichloropropane	93	93	80 - 125	0	30		
2-Hexanone	93	95	75 - 150	2	30		
Chlorodibromomethane	99	98	80 - 125	1	30		
Ethylene Dibromide	98	98	80 - 120	0	30		
Chlorobenzene	99	97	80 - 120	1	30		
1,1,1,2-Tetrachloroethane	101	99	80 - 120	2	30		
Ethylbenzene	99	98	80 - 125	1	30		
m-Xylene & p-Xylene	99	98	80 - 125	2	30		
o-Xylene	98	98	80 - 120	0	30		
Styrene	98	97	80 - 120	1	30		
Bromoform	98	96	80 - 120	2	30		
Isopropylbenzene	99	98	80 - 120	1	30		
Bromobenzene	98	98	80 - 125	1	30		
1,1,2,2-Tetrachloroethane	99	98	80 - 125	2	30		
1,2,3-Trichloropropane	97	95	80 - 120	2	30		
N-Propylbenzene	97	97	80 - 120	0	30		
2-Chlorotoluene	101	100	80 - 125	1	30		
4-Chlorotoluene	100	99	80 - 125	1	30		
1,3,5-Trimethylbenzene	99	98	80 - 120	2	30		
tert-Butylbenzene	98	96	75 - 120	2	30		
1,2,4-Trimethylbenzene	98	96	80 - 120	2	30		
sec-Butylbenzene	99	97	80 - 120	2	30		
4-Isopropyltoluene	97	94	75 - 120	2	30		

Client: H2H Associates LLC

Job Number: 200-24299-1
Sdg Number: 200-24299

Matrix Spike/
Matrix Spike Duplicate Recovery Report - Batch: 200-77624

Method: 8260C
Preparation: 5030C

MS Lab Sample ID:	200-24299-2	Analysis Batch:	200-77624	Instrument ID:	CHL.i
Client Matrix:	Water	Prep Batch:	N/A	Lab File ID:	LKOB20.D
Dilution:	1.0	Leach Batch:	N/A	Initial Weight/Volume:	5 mL
Analysis Date:	09/23/2014 1922			Final Weight/Volume:	5 mL
Prep Date:	09/23/2014 1922				5 mL
Leach Date:	N/A				

MSD Lab Sample ID:	200-24299-2	Analysis Batch:	200-77624	Instrument ID:	CHL.i
Client Matrix:	Water	Prep Batch:	N/A	Lab File ID:	LKOB21.D
Dilution:	1.0	Leach Batch:	N/A	Initial Weight/Volume:	5 mL
Analysis Date:	09/23/2014 1955			Final Weight/Volume:	5 mL
Prep Date:	09/23/2014 1955				5 mL
Leach Date:	N/A				

	% Rec.						
Analyte	MS	MSD	Limit	RPD	RPD Limit	MS Qual	MSD Qual
1,3-Dichlorobenzene	100	98	80 - 125	2	30		
1,4-Dichlorobenzene	99	98	80 - 125	2	30		
1,2-Dichlorobenzene	99	98	80 - 125	1	30		
n-Butylbenzene	92	89	80 - 120	3	30		
1,2-Dibromo-3-Chloropropane	94	91	70 - 120	3	30		
1,2,4-Trichlorobenzene	96	96	80 - 120	1	30		
Hexachlorobutadiene	93	94	75 - 120	1	30		
Naphthalene	102	100	80 - 130	2	30		
1,2,3-Trichlorobenzene	97	94	80 - 120	3	30		

Surrogate	MS % Rec	MSD % Rec	Acceptance Limits
1,2-Dichloroethane-d4 (Surr)	98	97	80 - 120
Toluene-d8 (Surr)	99	98	80 - 120
1,2-Dichlorobenzene-d4	100	99	75 - 120

Client: H2H Associates LLC

Job Number: 200-24299-1
Sdg Number: 200-24299

Matrix Spike/
Matrix Spike Duplicate Recovery Report - Batch: 200-77624

Method: 8260C
Preparation: 5030C

MS Lab Sample ID:	200-24299-2	Units: ug/L	MSD Lab Sample ID:	200-24299-2	
Client Matrix:	Water		Client Matrix:	Water	
Dilution:	1.0		Dilution:	1.0	
Analysis Date:	09/23/2014 1922		Analysis Date:	09/23/2014 1955	
Prep Date:	09/23/2014 1922		Prep Date:	09/23/2014 1955	
Leach Date:	N/A		Leach Date:	N/A	

Analyte	Sample Result/Qual		MS Spike Amount	MSD Spike Amount	MS Result/Qual		MSD Result/Qual	
Dichlorodifluoromethane	0.20	U	25.0	25.0	23.0		22.8	
Chloromethane	0.20	U	25.0	25.0	22.9		23.3	
Vinyl chloride	0.26	U	25.0	25.0	22.7		22.8	
Bromomethane	0.26	U	25.0	25.0	27.2		27.3	
Chloroethane	0.26	U	25.0	25.0	20.2		20.6	
Trichlorofluoromethane	0.26	U	25.0	25.0	24.8		24.7	
1,1-Dichloroethene	0.20	U	25.0	25.0	24.4		24.5	
1,1,2-Trichloro-1,2,2-trifluoroethane	0.20	U	25.0	25.0	25.0		24.8	
Acetone	2.2	J	125	125	105		106	
Iodomethane	0.20	U	25.0	25.0	18.0		22.0	
Carbon disulfide	0.20	U	25.0	25.0	25.0		25.4	
Methyl acetate	0.51	U	25.0	25.0	20.7		20.1	
Methylene Chloride	0.20	U	25.0	25.0	23.4		23.5	
trans-1,2-Dichloroethene	0.20	U	25.0	25.0	24.8		25.3	
Methyl tert-butyl ether	0.20	U	25.0	25.0	25.3		25.3	
1,1-Dichloroethane	0.20	U	25.0	25.0	24.9		24.8	
Vinyl acetate	0.31	U	25.0	25.0	28.5		27.8	
2,2-Dichloropropane	0.20	U	25.0	25.0	22.4		22.0	
cis-1,2-Dichloroethene	0.20	U	25.0	25.0	24.8		24.8	
2-Butanone (MEK)	1.0	U	125	125	112		117	
Chlorobromomethane	0.20	U	25.0	25.0	25.3		25.3	
Tetrahydrofuran	2.8	U	350	350	347		347	
Chloroform	0.20	U	25.0	25.0	24.7		24.4	
1,1,1-Trichloroethane	0.20	U	25.0	25.0	24.3		24.3	
Cyclohexane	0.20	U	25.0	25.0	24.8		24.7	
1,1-Dichloropropene	0.20	U	25.0	25.0	26.2		25.9	
Carbon tetrachloride	0.20	U	25.0	25.0	25.3		25.3	
Isobutyl alcohol	10	U	1250	1250	1240		1290	
Benzene	0.20	U	25.0	25.0	24.7		24.6	
1,2-Dichloroethane	0.51	U	25.0	25.0	24.6		24.4	
Trichloroethene	0.20	U	25.0	25.0	24.3		24.2	
Methylcyclohexane	0.20	U	25.0	25.0	24.9		24.8	
1,2-Dichloropropane	0.31	U	25.0	25.0	23.9		23.9	
Dibromomethane	0.26	U	25.0	25.0	24.3		24.6	
1,4-Dioxane	10	U	1250	1250	1270		1380	
Dichlorobromomethane	0.20	U	25.0	25.0	24.3		24.3	
2-Chloroethyl vinyl ether	0.51	U	25.0	25.0	0.51	U J	0.51	U J
cis-1,3-Dichloropropene	0.26	U	25.0	25.0	24.0		23.6	
4-Methyl-2-pentanone (MIBK)	1.0	U	125	125	118		115	
Toluene	0.20	U	25.0	25.0	24.5		24.4	
trans-1,3-Dichloropropene	0.20	U	25.0	25.0	24.4		24.0	
1,1,2-Trichloroethane	0.20	U	25.0	25.0	24.2		23.9	
Tetrachloroethene	0.20	U	25.0	25.0	24.6		24.5	

Client: H2H Associates LLC

Job Number: 200-24299-1
Sdg Number: 200-24299

Matrix Spike/
Matrix Spike Duplicate Recovery Report - Batch: 200-77624

Method: 8260C
Preparation: 5030C

MS Lab Sample ID:	200-24299-2	Units:	ug/L	MSD Lab Sample ID:	200-24299-2
Client Matrix:	Water			Client Matrix:	Water
Dilution:	1.0			Dilution:	1.0
Analysis Date:	09/23/2014 1922			Analysis Date:	09/23/2014 1955
Prep Date:	09/23/2014 1922			Prep Date:	09/23/2014 1955
Leach Date:	N/A			Leach Date:	N/A

Analyte	Sample Result/Qual		MS Spike Amount	MSD Spike Amount	MS Result/Qual	MSD Result/Qual
1,3-Dichloropropane	0.20	U	25.0	25.0	23.3	23.3
2-Hexanone	1.0	U	125	125	116	118
Chlorodibromomethane	0.20	U	25.0	25.0	24.7	24.5
Ethylene Dibromide	0.20	U	25.0	25.0	24.6	24.5
Chlorobenzene	0.20	U	25.0	25.0	24.7	24.3
1,1,1,2-Tetrachloroethane	0.20	U	25.0	25.0	25.2	24.7
Ethylbenzene	0.20	U	25.0	25.0	24.8	24.5
m-Xylene & p-Xylene	0.40	U	50.0	50.0	49.7	48.8
o-Xylene	0.20	U	25.0	25.0	24.6	24.6
Styrene	0.20	U	25.0	25.0	24.5	24.3
Bromoform	0.20	U	25.0	25.0	24.5	24.0
Isopropylbenzene	0.20	U	25.0	25.0	24.8	24.6
Bromobenzene	0.20	U	25.0	25.0	24.5	24.4
1,1,2,2-Tetrachloroethane	0.31	U	25.0	25.0	24.9	24.5
1,2,3-Trichloropropane	0.20	U	25.0	25.0	24.3	23.7
N-Propylbenzene	0.20	U	25.0	25.0	24.4	24.4
2-Chlorotoluene	0.20	U	25.0	25.0	25.3	25.1
4-Chlorotoluene	0.20	U	25.0	25.0	25.0	24.6
1,3,5-Trimethylbenzene	0.20	U	25.0	25.0	24.9	24.4
tert-Butylbenzene	0.20	U	25.0	25.0	24.5	24.1
1,2,4-Trimethylbenzene	0.20	U	25.0	25.0	24.5	24.0
sec-Butylbenzene	0.20	U	25.0	25.0	24.7	24.2
4-Isopropyltoluene	0.20	U	25.0	25.0	24.2	23.6
1,3-Dichlorobenzene	0.20	U	25.0	25.0	25.0	24.6
1,4-Dichlorobenzene	0.20	U	25.0	25.0	24.9	24.5
1,2-Dichlorobenzene	0.20	U	25.0	25.0	24.7	24.4
n-Butylbenzene	0.20	U	25.0	25.0	23.1	22.3
1,2-Dibromo-3-Chloropropane	0.20	U	25.0	25.0	23.5	22.8
1,2,4-Trichlorobenzene	0.20	U	25.0	25.0	24.1	23.9
Hexachlorobutadiene	0.20	U	25.0	25.0	23.2	23.4
Naphthalene	0.20	U	25.0	25.0	25.6	25.1
1,2,3-Trichlorobenzene	0.20	U	25.0	25.0	24.3	23.6

DATA REPORTING QUALIFIERS

Client: H2H Associates LLC

Job Number: 200-24299-1
Sdg Number: 200-24299

Lab Section	Qualifier	Description
GC/MS VOA		
	J	Estimated: The analyte was positively identified; the quantitation is an estimation
	J	Estimated: The quantitation is an estimation due to discrepancies in meeting certain analyte-specific quality control criteria.
	M	Manual integrated compound.
	Q	One or more quality control criteria failed.
	U	Undetected at the Limit of Detection.

Client: H2H Associates LLC

Job Number: 200-24299-1
Sdg Number: 200-24299

QC Association Summary

Lab Sample ID	Client Sample ID	Report Basis	Client Matrix	Method	Prep Batch
GC/MS VOA					
Analysis Batch:200-77624					
LCS 200-77624/3	Lab Control Sample	T	Water	8260C	
MB 200-77624/5	Method Blank	T	Water	8260C	
200-24299-1	PURGE WATER 9-19-14	T	Water	8260C	
200-24299-2	WELL #5	T	Water	8260C	
200-24299-2MS	Matrix Spike	T	Water	8260C	
200-24299-2MSD	Matrix Spike Duplicate	T	Water	8260C	
200-24299-3	WELL #2	T	Water	8260C	
200-24299-4	WELL #1	T	Water	8260C	
200-24299-7	WELL #3	T	Water	8260C	
200-24299-8	WELL #4	T	Water	8260C	
200-24299-9FD	DUP-9-18-14	T	Water	8260C	
200-24299-10TB	TRIP BLANK	T	Water	8260C	
200-24299-11FB	FIELD BLANK	T	Water	8260C	

Report Basis
T = Total

Client: H2H Associates LLC

Job Number: 200-24299-1
SDG: 200-24299

Laboratory Chronicle

Lab ID: 200-24299-1 **Client ID:** PURGE WATER 9-19-14

Sample Date/Time: 09/19/2014 11:45 Received Date/Time: 09/20/2014 09:55

Method	Bottle ID	Run	Analysis Batch	Prep Batch	Date Prepared / Analyzed	Dil	Lab	Analyst
P:5030C	200-24299-B-1		200-77624		09/23/2014 14:28	1	TAL BUR	NEA
A:8260C	200-24299-B-1		200-77624		09/23/2014 14:28	1	TAL BUR	NEA

Lab ID: 200-24299-2 **Client ID:** WELL #5

Sample Date/Time: 09/18/2014 10:40 Received Date/Time: 09/20/2014 09:55

Method	Bottle ID	Run	Analysis Batch	Prep Batch	Date Prepared / Analyzed	Dil	Lab	Analyst
P:5030C	200-24299-B-2		200-77624		09/23/2014 15:00	1	TAL BUR	NEA
A:8260C	200-24299-B-2		200-77624		09/23/2014 15:00	1	TAL BUR	NEA

Lab ID: 200-24299-2 **Client ID:** WELL #5

Sample Date/Time: 09/18/2014 10:40 Received Date/Time: 09/20/2014 09:55

Method	Bottle ID	Run	Analysis Batch	Prep Batch	Date Prepared / Analyzed	Dil	Lab	Analyst
P:5030C	200-24299-A-2 MS		200-77624		09/23/2014 19:22	1	TAL BUR	NEA
A:8260C	200-24299-A-2 MS		200-77624		09/23/2014 19:22	1	TAL BUR	NEA

Lab ID: 200-24299-2 **Client ID:** WELL #5

Sample Date/Time: 09/18/2014 10:40 Received Date/Time: 09/20/2014 09:55

Method	Bottle ID	Run	Analysis Batch	Prep Batch	Date Prepared / Analyzed	Dil	Lab	Analyst
P:5030C	200-24299-A-2 MSD		200-77624		09/23/2014 19:55	1	TAL BUR	NEA
A:8260C	200-24299-A-2 MSD		200-77624		09/23/2014 19:55	1	TAL BUR	NEA

Lab ID: 200-24299-3 **Client ID:** WELL #2

Sample Date/Time: 09/19/2014 10:00 Received Date/Time: 09/20/2014 09:55

Method	Bottle ID	Run	Analysis Batch	Prep Batch	Date Prepared / Analyzed	Dil	Lab	Analyst
P:5030C	200-24299-B-3		200-77624		09/23/2014 15:33	1	TAL BUR	NEA
A:8260C	200-24299-B-3		200-77624		09/23/2014 15:33	1	TAL BUR	NEA

Lab ID: 200-24299-4 **Client ID:** WELL #1

Sample Date/Time: 09/19/2014 11:15 Received Date/Time: 09/20/2014 09:55

Method	Bottle ID	Run	Analysis Batch	Prep Batch	Date Prepared / Analyzed	Dil	Lab	Analyst
P:5030C	200-24299-B-4		200-77624		09/23/2014 16:06	1	TAL BUR	NEA
A:8260C	200-24299-B-4		200-77624		09/23/2014 16:06	1	TAL BUR	NEA

Client: H2H Associates LLC

Job Number: 200-24299-1
SDG: 200-24299

Laboratory Chronicle

Lab ID: 200-24299-7 **Client ID:** WELL #3

Sample Date/Time: 09/18/2014 15:30 Received Date/Time: 09/20/2014 09:55

Method	Bottle ID	Run	Analysis Batch	Prep Batch	Date Prepared / Analyzed	Dil	Lab	Analyst
P:5030C	200-24299-B-7		200-77624		09/23/2014 16:39	1	TAL BUR	NEA
A:8260C	200-24299-B-7		200-77624		09/23/2014 16:39	1	TAL BUR	NEA

Lab ID: 200-24299-8 **Client ID:** WELL #4

Sample Date/Time: 09/18/2014 13:30 Received Date/Time: 09/20/2014 09:55

Method	Bottle ID	Run	Analysis Batch	Prep Batch	Date Prepared / Analyzed	Dil	Lab	Analyst
P:5030C	200-24299-B-8		200-77624		09/23/2014 17:12	1	TAL BUR	NEA
A:8260C	200-24299-B-8		200-77624		09/23/2014 17:12	1	TAL BUR	NEA

Lab ID: 200-24299-9 **Client ID:** DUP-9-18-14

Sample Date/Time: 09/18/2014 00:00 Received Date/Time: 09/20/2014 09:55

Method	Bottle ID	Run	Analysis Batch	Prep Batch	Date Prepared / Analyzed	Dil	Lab	Analyst
P:5030C	200-24299-B-9		200-77624		09/23/2014 17:44	1	TAL BUR	NEA
A:8260C	200-24299-B-9		200-77624		09/23/2014 17:44	1	TAL BUR	NEA

Lab ID: 200-24299-10 **Client ID:** TRIP BLANK

Sample Date/Time: 09/18/2014 00:00 Received Date/Time: 09/20/2014 09:55

Method	Bottle ID	Run	Analysis Batch	Prep Batch	Date Prepared / Analyzed	Dil	Lab	Analyst
P:5030C	200-24299-A-10		200-77624		09/23/2014 13:22	1	TAL BUR	NEA
A:8260C	200-24299-A-10		200-77624		09/23/2014 13:22	1	TAL BUR	NEA

Lab ID: 200-24299-11 **Client ID:** FIELD BLANK

Sample Date/Time: 09/19/2014 10:55 Received Date/Time: 09/20/2014 09:55

Method	Bottle ID	Run	Analysis Batch	Prep Batch	Date Prepared / Analyzed	Dil	Lab	Analyst
P:5030C	200-24299-B-11		200-77624		09/23/2014 13:55	1	TAL BUR	NEA
A:8260C	200-24299-B-11		200-77624		09/23/2014 13:55	1	TAL BUR	NEA

Lab ID: MB **Client ID:** N/A

Sample Date/Time: N/A Received Date/Time: N/A

Method	Bottle ID	Run	Analysis Batch	Prep Batch	Date Prepared / Analyzed	Dil	Lab	Analyst
P:5030C	MB 200-77624/5		200-77624		09/23/2014 11:12	1	TAL BUR	NEA
A:8260C	MB 200-77624/5		200-77624		09/23/2014 11:12	1	TAL BUR	NEA

Client: H2H Associates LLC

Job Number: 200-24299-1
SDG: 200-24299

Laboratory Chronicle

Lab ID: **LCS** **Client ID:** **N/A**

Sample Date/Time: N/A Received Date/Time: N/A

Method	Bottle ID	Run	Analysis Batch	Prep Batch	Date Prepared / Analyzed	Dil	Lab	Analyst
P:5030C	LCS 200-77624/3		200-77624		09/23/2014 10:06	1	TAL BUR	NEA
A:8260C	LCS 200-77624/3		200-77624		09/23/2014 10:06	1	TAL BUR	NEA

Lab References:
TAL BUR = TestAmerica Burlington

Lab Name: TestAmerica Burlington Job No.: 200-24299-1

SDG No.: 200-24299

Reagent ID	Exp Date	Prep Date	Dilutant Used	Reagent Final Volume	Parent Reagent		Analyte	Concentration
					Reagent ID	Volume Added		
VM8260ISw_00072	10/02/14	09/02/14	METHANOL, Lot 134079	25 mL	VM8260/524ISs_00063	500 uL	1,4-Dichlorobenzene-d4	50 ug/mL
							Chlorobenzene-d5	50 ug/mL
							Fluorobenzene	50 ug/mL
.VM8260/524ISs_00063	09/02/15	Restek, Lot A0103459			(Purchased Reagent)		1,4-Dichlorobenzene-d4	2500 ug/mL
							Chlorobenzene-d5	2500 ug/mL
							Fluorobenzene	2500 ug/mL
VM8260LWSPbw_00076	09/30/14	09/17/14	METHANOL, Lot 134079	4400 uL	VM8260LCSSPcs_00036	110 uL	1,1,2-Trichloro-1,2,2-trifluoroethane	50 ug/mL
							1,4-Dioxane	2500 ug/mL
							Carbon disulfide	50 ug/mL
							Iodomethane	50 ug/mL
							Isobutyl alcohol	2500 ug/mL
							Methyl tert-butyl ether	50 ug/mL
					VM8260SPes_00021	44 uL	Cyclohexane	50 ug/mL
							Methyl acetate	50 ug/mL
							Methylcyclohexane	50 ug/mL
					VM8260SPfs_00036	110 uL	1,1,1,2-Tetrachloroethane	50 ug/mL
							1,1,1-Trichloroethane	50 ug/mL
							1,1,2,2-Tetrachloroethane	50 ug/mL
							1,1,2-Trichloroethane	50 ug/mL
							1,1-Dichloroethane	50 ug/mL
							1,1-Dichloroethene	50 ug/mL
							1,1-Dichloropropene	50 ug/mL
							1,2,3-Trichlorobenzene	50 ug/mL
							1,2,3-Trichloropropane	50 ug/mL
							1,2,4-Trichlorobenzene	50 ug/mL
							1,2,4-Trimethylbenzene	50 ug/mL
							1,2-Dibromo-3-Chloropropane	50 ug/mL
							1,2-Dichlorobenzene	50 ug/mL
							1,2-Dichloroethane	50 ug/mL
							1,2-Dichloroethene, Total	100 ug/mL
							1,2-Dichloropropane	50 ug/mL
							1,3,5-Trimethylbenzene	50 ug/mL
							1,3-Dichlorobenzene	50 ug/mL
							1,3-Dichloropropane	50 ug/mL
							1,4-Dichlorobenzene	50 ug/mL
							2,2-Dichloropropane	50 ug/mL
							2-Chlorotoluene	50 ug/mL
							4-Chlorotoluene	50 ug/mL
							4-Isopropyltoluene	50 ug/mL
							Benzene	50 ug/mL
							Bromobenzene	50 ug/mL
							Bromoform	50 ug/mL
							Carbon tetrachloride	50 ug/mL
							Chlorobenzene	50 ug/mL
							Chlorobromomethane	50 ug/mL
							Chlorodibromomethane	50 ug/mL

Lab Name: TestAmerica Burlington Job No.: 200-24299-1

SDG No.: 200-24299

Reagent ID	Exp Date	Prep Date	Dilutant Used	Reagent Final Volume	Parent Reagent		Analyte	Concentration
					Reagent ID	Volume Added		
							Chloroform	50 ug/mL
							cis-1,2-Dichloroethene	50 ug/mL
							cis-1,3-Dichloropropene	50 ug/mL
							Dibromomethane	50 ug/mL
							Dichlorobromomethane	50 ug/mL
							Ethylbenzene	50 ug/mL
							Ethylene Dibromide	50 ug/mL
							Hexachlorobutadiene	50 ug/mL
							Isopropylbenzene	50 ug/mL
							m-Xylene & p-Xylene	100 ug/mL
							Methylene Chloride	50 ug/mL
							n-Butylbenzene	50 ug/mL
							N-Propylbenzene	50 ug/mL
							Naphthalene	50 ug/mL
							o-Xylene	50 ug/mL
							sec-Butylbenzene	50 ug/mL
							Styrene	50 ug/mL
							tert-Butylbenzene	50 ug/mL
							Tetrachloroethene	50 ug/mL
							Toluene	50 ug/mL
							trans-1,2-Dichloroethene	50 ug/mL
							trans-1,3-Dichloropropene	50 ug/mL
							Trichloroethene	50 ug/mL
							Xylenes, Total	150 ug/mL
					VMstd#6SECs_00015	55 uL	Vinyl acetate	50 ug/mL
.VM8260LCSSPcs_00036	08/31/15		Ultra, Lot CK-2429		(Purchased Reagent)		1,1,2-Trichloro-1,2,2-trifluoroethane	2000 ug/mL
							1,4-Dioxane	100000 ug/mL
							Carbon disulfide	2000 ug/mL
							Iodomethane	2000 ug/mL
							Isobutyl alcohol	100000 ug/mL
							Methyl tert-butyl ether	2000 ug/mL
.VM8260SPes_00021	10/31/14		Ultra, Lot CJ-3466		(Purchased Reagent)		Cyclohexane	5000 ug/mL
							Methyl acetate	5000 ug/mL
							Methylcyclohexane	5000 ug/mL
.VM8260SPfs_00036	08/25/15		Ultra, Lot CL-2640		(Purchased Reagent)		1,1,1,2-Tetrachloroethane	2000 ug/mL
							1,1,1-Trichloroethane	2000 ug/mL
							1,1,2,2-Tetrachloroethane	2000 ug/mL
							1,1,2-Trichloroethane	2000 ug/mL
							1,1-Dichloroethane	2000 ug/mL
							1,1-Dichloroethene	2000 ug/mL
							1,1-Dichloropropene	2000 ug/mL
							1,2,3-Trichlorobenzene	2000 ug/mL
							1,2,3-Trichloropropane	2000 ug/mL
							1,2,4-Trichlorobenzene	2000 ug/mL
							1,2,4-Trimethylbenzene	2000 ug/mL
							1,2-Dibromo-3-Chloropropane	2000 ug/mL
							1,2-Dichlorobenzene	2000 ug/mL

Lab Name: TestAmerica Burlington Job No.: 200-24299-1

SDG No.: 200-24299

Reagent ID	Exp Date	Prep Date	Dilutant Used	Reagent Final Volume	Parent Reagent		Analyte	Concentration
					Reagent ID	Volume Added		
							1,2-Dichloroethane	2000 ug/mL
							1,2-Dichloroethene, Total	4000 ug/mL
							1,2-Dichloropropane	2000 ug/mL
							1,3,5-Trimethylbenzene	2000 ug/mL
							1,3-Dichlorobenzene	2000 ug/mL
							1,3-Dichloropropane	2000 ug/mL
							1,4-Dichlorobenzene	2000 ug/mL
							2,2-Dichloropropane	2000 ug/mL
							2-Chlorotoluene	2000 ug/mL
							4-Chlorotoluene	2000 ug/mL
							4-Isopropyltoluene	2000 ug/mL
							Benzene	2000 ug/mL
							Bromobenzene	2000 ug/mL
							Bromoform	2000 ug/mL
							Carbon tetrachloride	2000 ug/mL
							Chlorobenzene	2000 ug/mL
							Chlorobromomethane	2000 ug/mL
							Chlorodibromomethane	2000 ug/mL
							Chloroform	2000 ug/mL
							cis-1,2-Dichloroethene	2000 ug/mL
							cis-1,3-Dichloropropene	2000 ug/mL
							Dibromomethane	2000 ug/mL
							Dichlorobromomethane	2000 ug/mL
							Ethylbenzene	2000 ug/mL
							Ethylene Dibromide	2000 ug/mL
							Hexachlorobutadiene	2000 ug/mL
							Isopropylbenzene	2000 ug/mL
							m-Xylene & p-Xylene	4000 ug/mL
							Methylene Chloride	2000 ug/mL
							n-Butylbenzene	2000 ug/mL
							N-Propylbenzene	2000 ug/mL
							Naphthalene	2000 ug/mL
							o-Xylene	2000 ug/mL
							sec-Butylbenzene	2000 ug/mL
							Styrene	2000 ug/mL
							tert-Butylbenzene	2000 ug/mL
							Tetrachloroethene	2000 ug/mL
							Toluene	2000 ug/mL
							trans-1,2-Dichloroethene	2000 ug/mL
							trans-1,3-Dichloropropene	2000 ug/mL
							Trichloroethene	2000 ug/mL
							Xylenes, Total	6000 ug/mL
.VMstd#6SECs_00015	10/31/14	Restek, Lot A0102474			(Purchased Reagent)		Vinyl acetate	4000 ug/mL
VM8260LWSPcw_00075	10/17/14	09/17/14	METHANOL, Lot 134079	4400 uL	THF 2nd Sorce_00023	1100 uL	Tetrahydrofuran	250 ug/mL
					VMstd#2SECs_00003	110 uL	2-Butanone (MEK)	250 ug/mL
							2-Hexanone	250 ug/mL
							4-Methyl-2-pentanone (MIBK)	250 ug/mL

Lab Name: TestAmerica Burlington Job No.: 200-24299-1

SDG No.: 200-24299

Reagent ID	Exp Date	Prep Date	Dilutant Used	Reagent Final Volume	Parent Reagent		Analyte	Concentration
					Reagent ID	Volume Added		
							Acetone	250 ug/mL
.THF 2nd Sorce_00023	09/17/17	Ultra Scientific, Lot CK-3568			(Purchased Reagent)		Tetrahydrofuran	1000 ug/mL
.VMstd#2SECs_00003	08/11/15	Restek, Lot A093472			(Purchased Reagent)		2-Butanone (MEK)	10000 ug/mL
							2-Hexanone	10000 ug/mL
							4-Methyl-2-pentanone (MIBK)	10000 ug/mL
							Acetone	10000 ug/mL
VM8260SUW_00070	10/16/14	09/16/14	METHANOL, Lot 134079	25000 uL	VM8260SUs_00068	625 uL	1,2-Dichlorobenzene-d4	50 ug/mL
							1,2-Dichloroethane-d4 (Surr)	50 ug/mL
							4-Bromofluorobenzene	50 ug/mL
							Toluene-d8 (Surr)	50 ug/mL
.VM8260SUs_00068	08/12/19	Restek, Lot A0104875			(Purchased Reagent)		1,2-Dichlorobenzene-d4	2000 ug/mL
							1,2-Dichloroethane-d4 (Surr)	2000 ug/mL
							4-Bromofluorobenzene	2000 ug/mL
							Toluene-d8 (Surr)	2000 ug/mL
VM860LWCALbw_00073	09/30/14	09/16/14	METHANOL, Lot 134079	4400 uL	Diethyl Ether_00008	110 uL	Ethyl ether	50 ug/mL
					DIPE_00006	110 uL	Isopropyl ether	50 ug/mL
					ETBE_00006	110 uL	Tert-butyl ethyl ether	50 ug/mL
					Freon 123A_00006	110 uL	1,2-Dichloro-1,1,2-trifluoroethane	50 ug/mL
					Freon 21_00004	110 uL	Dichlorofluoromethane	50 ug/mL
					TAME_00006	110 uL	Tert-amyl methyl ether	50 ug/mL
					VM603CALas_00024	110 uL	Acrylonitrile	50 ug/mL
					VM8260CALds_00036	110 uL	1,1,1,2-Tetrachloroethane	50 ug/mL
							1,1,1-Trichloroethane	50 ug/mL
							1,1,2,2-Tetrachloroethane	50 ug/mL
							1,1,2-Trichloroethane	50 ug/mL
							1,1-Dichloroethane	50 ug/mL
							1,1-Dichloroethene	50 ug/mL
							1,1-Dichloropropene	50 ug/mL
							1,2,3-Trichlorobenzene	50 ug/mL
							1,2,3-Trichloropropane	50 ug/mL
							1,2,4-Trichlorobenzene	50 ug/mL
							1,2,4-Trimethylbenzene	50 ug/mL
							1,2-Dibromo-3-Chloropropane	50 ug/mL
							1,2-Dichlorobenzene	50 ug/mL
							1,2-Dichloroethane	50 ug/mL
							1,2-Dichloropropane	50 ug/mL
							1,3,5-Trimethylbenzene	50 ug/mL
							1,3-Dichlorobenzene	50 ug/mL
							1,3-Dichloropropane	50 ug/mL
							1,4-Dichlorobenzene	50 ug/mL
							2,2-Dichloropropane	50 ug/mL
							2-Chlorotoluene	50 ug/mL
							4-Chlorotoluene	50 ug/mL
							4-Isopropyltoluene	50 ug/mL
							Benzene	50 ug/mL
							Bromobenzene	50 ug/mL

Lab Name: TestAmerica Burlington Job No.: 200-24299-1

SDG No.: 200-24299

Reagent ID	Exp Date	Prep Date	Dilutant Used	Reagent Final Volume	Parent Reagent		Analyte	Concentration
					Reagent ID	Volume Added		
							Bromoform	50 ug/mL
							Carbon tetrachloride	50 ug/mL
							Chlorobenzene	50 ug/mL
							Chlorobromomethane	50 ug/mL
							Chlorodibromomethane	50 ug/mL
							Chloroform	50 ug/mL
							cis-1,2-Dichloroethene	50 ug/mL
							cis-1,3-Dichloropropene	50 ug/mL
							Dibromomethane	50 ug/mL
							Dichlorobromomethane	50 ug/mL
							Ethylbenzene	50 ug/mL
							Ethylene Dibromide	50 ug/mL
							Hexachlorobutadiene	50 ug/mL
							Isopropylbenzene	50 ug/mL
							m-Xylene & p-Xylene	100 ug/mL
							Methylene Chloride	50 ug/mL
							n-Butylbenzene	50 ug/mL
							N-Propylbenzene	50 ug/mL
							Naphthalene	50 ug/mL
							o-Xylene	50 ug/mL
							sec-Butylbenzene	50 ug/mL
							Styrene	50 ug/mL
							tert-Butylbenzene	50 ug/mL
							Tetrachloroethene	50 ug/mL
							Toluene	50 ug/mL
							trans-1,2-Dichloroethene	50 ug/mL
							trans-1,3-Dichloropropene	50 ug/mL
							Trichloroethene	50 ug/mL
					VM8260CALes_00026	44 uL	Cyclohexane	50 ug/mL
							Methyl acetate	50 ug/mL
							Methylcyclohexane	50 ug/mL
					VM8260CALfs_00032	110 uL	1,1,2-Trichloro-1,2,2-trifluoroethane	50 ug/mL
							1,4-Dioxane	2500 ug/mL
							2-Chloro-1,3-butadiene	50 ug/mL
							Carbon disulfide	50 ug/mL
							Iodomethane	50 ug/mL
							Isobutyl alcohol	2500 ug/mL
							Methacrylonitrile	50 ug/mL
							Methyl tert-butyl ether	50 ug/mL
							Propionitrile	200 ug/mL
							Tetrahydrofuran	450 ug/mL
							trans-1,4-Dichloro-2-butene	50 ug/mL
					VM8260SPds_00032	110 uL	3-Chloro-1-propene	50 ug/mL
							Ethyl methacrylate	50 ug/mL
							Methyl methacrylate	50 ug/mL
					VM8260SUs_00068	110 uL	1,2-Dichlorobenzene-d4	50 ug/mL
							1,2-Dichloroethane-d4 (Surr)	50 ug/mL

Lab Name: TestAmerica Burlington Job No.: 200-24299-1

SDG No.: 200-24299

Reagent ID	Exp Date	Prep Date	Dilutant Used	Reagent Final Volume	Parent Reagent		Analyte	Concentration
					Reagent ID	Volume Added		
							4-Bromofluorobenzene	50 ug/mL
							Toluene-d8 (Surr)	50 ug/mL
					VMstd#6s_00011	55 uL	Vinyl acetate	50 ug/mL
.Diethyl Ether_00008	07/17/15		Restek, Lot A095651		(Purchased Reagent)		Ethyl ether	2000 ug/mL
.DIPE_00006	08/12/15		Restek, Lot A099563		(Purchased Reagent)		Isopropyl ether	2000 ug/mL
.ETBE_00006	06/09/15		Restek, Lot A095951		(Purchased Reagent)		Tert-butyl ethyl ether	2000 ug/mL
.Freon 123A_00006	07/01/15		Accustandard, Lot 212121140		(Purchased Reagent)		1,2-Dichloro-1,1,2-trifluoroethane	2000 ug/mL
.Freon 21_00004	06/28/15		Accustandard, Lot B5100274		(Purchased Reagent)		Dichlorofluoromethane	2000 ug/mL
.TAME_00006	08/01/15		Restek, Lot A078931		(Purchased Reagent)		Tert-amyl methyl ether	2000 ug/mL
.VM603CALas_00024	06/30/15		RESTEK, Lot A094972		(Purchased Reagent)		Acrylonitrile	2000 ug/mL
.VM8260CALds_00036	07/31/15		RESTEK, Lot A096747		(Purchased Reagent)		1,1,1,2-Tetrachloroethane	2000 ug/mL
							1,1,1-Trichloroethane	2000 ug/mL
							1,1,2,2-Tetrachloroethane	2000 ug/mL
							1,1,2-Trichloroethane	2000 ug/mL
							1,1-Dichloroethane	2000 ug/mL
							1,1-Dichloroethene	2000 ug/mL
							1,1-Dichloropropene	2000 ug/mL
							1,2,3-Trichlorobenzene	2000 ug/mL
							1,2,3-Trichloropropane	2000 ug/mL
							1,2,4-Trichlorobenzene	2000 ug/mL
							1,2,4-Trimethylbenzene	2000 ug/mL
							1,2-Dibromo-3-Chloropropane	2000 ug/mL
							1,2-Dichlorobenzene	2000 ug/mL
							1,2-Dichloroethane	2000 ug/mL
							1,2-Dichloropropane	2000 ug/mL
							1,3,5-Trimethylbenzene	2000 ug/mL
							1,3-Dichlorobenzene	2000 ug/mL
							1,3-Dichloropropane	2000 ug/mL
							1,4-Dichlorobenzene	2000 ug/mL
							2,2-Dichloropropane	2000 ug/mL
							2-Chlorotoluene	2000 ug/mL
							4-Chlorotoluene	2000 ug/mL
							4-Isopropyltoluene	2000 ug/mL
							Benzene	2000 ug/mL
							Bromobenzene	2000 ug/mL
							Bromoform	2000 ug/mL
							Carbon tetrachloride	2000 ug/mL
							Chlorobenzene	2000 ug/mL
							Chlorobromomethane	2000 ug/mL
							Chlorodibromomethane	2000 ug/mL
							Chloroform	2000 ug/mL
							cis-1,2-Dichloroethene	2000 ug/mL
							cis-1,3-Dichloropropene	2000 ug/mL
							Dibromomethane	2000 ug/mL
							Dichlorobromomethane	2000 ug/mL
							Ethylbenzene	2000 ug/mL
							Ethylene Dibromide	2000 ug/mL

Lab Name: TestAmerica Burlington Job No.: 200-24299-1

SDG No.: 200-24299

Reagent ID	Exp Date	Prep Date	Dilutant Used	Reagent Final Volume	Parent Reagent		Analyte	Concentration
					Reagent ID	Volume Added		
							Hexachlorobutadiene	2000 ug/mL
							Isopropylbenzene	2000 ug/mL
							m-Xylene & p-Xylene	4000 ug/mL
							Methylene Chloride	2000 ug/mL
							n-Butylbenzene	2000 ug/mL
							N-Propylbenzene	2000 ug/mL
							Naphthalene	2000 ug/mL
							o-Xylene	2000 ug/mL
							sec-Butylbenzene	2000 ug/mL
							Styrene	2000 ug/mL
							tert-Butylbenzene	2000 ug/mL
							Tetrachloroethene	2000 ug/mL
							Toluene	2000 ug/mL
							trans-1,2-Dichloroethene	2000 ug/mL
							trans-1,3-Dichloropropene	2000 ug/mL
							Trichloroethene	2000 ug/mL
.VM8260CALes_00026	02/17/15		RESTEK, Lot A0101209		(Purchased Reagent)		Cyclohexane	5000 ug/mL
							Methyl acetate	5000 ug/mL
							Methylcyclohexane	5000 ug/mL
.VM8260CALfs_00032	09/30/14		RESTEK, Lot A096914		(Purchased Reagent)		1,1,2-Trichloro-1,2,2-trifluoroethane	2000 ug/mL
							1,4-Dioxane	100000 ug/mL
							2-Chloro-1,3-butadiene	2000 ug/mL
							Carbon disulfide	2000 ug/mL
							Iodomethane	2000 ug/mL
							Isobutyl alcohol	100000 ug/mL
							Methacrylonitrile	2000 ug/mL
							Methyl tert-butyl ether	2000 ug/mL
							Propionitrile	8000 ug/mL
							Tetrahydrofuran	18000 ug/mL
							trans-1,4-Dichloro-2-butene	2000 ug/mL
.VM8260SPds_00032	08/29/15		Ultra, Lot CL-2196		(Purchased Reagent)		3-Chloro-1-propene	2000 ug/mL
							Ethyl methacrylate	2000 ug/mL
							Methyl methacrylate	2000 ug/mL
.VM8260SUs_00068	08/12/19		Restek, Lot A0104875		(Purchased Reagent)		1,2-Dichlorobenzene-d4	2000 ug/mL
							1,2-Dichloroethane-d4 (Surr)	2000 ug/mL
							4-Bromofluorobenzene	2000 ug/mL
							Toluene-d8 (Surr)	2000 ug/mL
.VMstd#6s_00011	10/31/14		Restek, Lot A0102473		(Purchased Reagent)		Vinyl acetate	4000 ug/mL
VM860LWCALbw_00073	09/30/14	09/16/14	METHANOL, Lot 134079	4400 uL	VM8260CALds_00036	110 uL	1,2-Dichloroethene, Total	100 ug/mL
							Xylenes, Total	150 ug/mL
.VM8260CALds_00036	07/31/15		RESTEK, Lot A096747		(Purchased Reagent)		1,2-Dichloroethene, Total	4000 ug/mL
							Xylenes, Total	6000 ug/mL
VM860LWCALcw_00069	10/16/14	09/16/14	METHANOL, Lot 134079	4400 uL	VM8260CALis_00066	56 uL	Acrolein	251.364 ug/mL
					VMSOMCALbs_00027	220 uL	2-Butanone (MEK)	250 ug/mL
							2-Hexanone	250 ug/mL
							4-Methyl-2-pentanone (MIBK)	250 ug/mL
							Acetone	250 ug/mL

Lab Name: TestAmerica Burlington Job No.: 200-24299-1

SDG No.: 200-24299

Reagent ID	Exp Date	Prep Date	Dilutant Used	Reagent Final Volume	Parent Reagent		Analyte	Concentration
					Reagent ID	Volume Added		
					VMTHFs_00023	550 uL	Tetrahydrofuran	250 ug/mL
.VM8260CALis_00066	10/31/14	RESTEK, Lot A0104246			(Purchased Reagent)		Acrolein	19750 ug/mL
.VMSOMCALbs_00027	09/08/15	Restek, Lot A097663			(Purchased Reagent)		2-Butanone (MEK)	5000 ug/mL
							2-Hexanone	5000 ug/mL
							4-Methyl-2-pentanone (MIBK)	5000 ug/mL
							Acetone	5000 ug/mL
.VMTHFs_00023	09/16/15	RESTEK, Lot A096047			(Purchased Reagent)		Tetrahydrofuran	2000 ug/mL
VMLWCALaw_00260	09/23/14	09/16/14	METHANOL, Lot 134079	1250 uL	VM8260CALas_00036	31.25 uL	2-Chloroethyl vinyl ether	50 ug/mL
					VM8260CALbs_00156	31.25 uL	Bromomethane	50 ug/mL
							Chloroethane	50 ug/mL
							Chloromethane	50 ug/mL
							Dichlorodifluoromethane	50 ug/mL
							Trichlorofluoromethane	50 ug/mL
							Vinyl chloride	50 ug/mL
.VM8260CALas_00036	09/05/15	Restek, Lot A096529			(Purchased Reagent)		2-Chloroethyl vinyl ether	2000 ug/mL
.VM8260CALbs_00156	10/12/14	RESTEK, Lot A0103364			(Purchased Reagent)		Bromomethane	2000 ug/mL
							Chloroethane	2000 ug/mL
							Chloromethane	2000 ug/mL
							Dichlorodifluoromethane	2000 ug/mL
							Trichlorofluoromethane	2000 ug/mL
							Vinyl chloride	2000 ug/mL
VMLWSPaw_00263	09/23/14	09/16/14	METHANOL, Lot 134079	1250 uL	VM860/54SPas_00094	31.25 uL	Bromomethane	50 ug/mL
							Chloroethane	50 ug/mL
							Chloromethane	50 ug/mL
							Dichlorodifluoromethane	50 ug/mL
							Trichlorofluoromethane	50 ug/mL
							Vinyl chloride	50 ug/mL
					VMstd#4SECs_00003	31.25 uL	2-Chloroethyl vinyl ether	50 ug/mL
.VM860/54SPas_00094	10/17/14	AccuStandard, Lot 214011343			(Purchased Reagent)		Bromomethane	2000 ug/mL
							Chloroethane	2000 ug/mL
							Chloromethane	2000 ug/mL
							Dichlorodifluoromethane	2000 ug/mL
							Trichlorofluoromethane	2000 ug/mL
							Vinyl chloride	2000 ug/mL
.VMstd#4SECs_00003	09/05/15	Restek, Lot A093471			(Purchased Reagent)		2-Chloroethyl vinyl ether	2000 ug/mL
VMTBACALw_00061	10/02/14	09/02/14	METHANOL, Lot 134079	2000 uL	VMCALTBAs_00014	100 uL	2-Methyl-2-propanol	2500 ug/mL
.VMCALTBAs_00014	03/26/15	Restek, Lot A094296			(Purchased Reagent)		2-Methyl-2-propanol	50000 ug/mL

RESTEK CERTIFIED REFERENCE MATERIAL

110 Benner Circle
Bellefonte, PA 16823-8812
Tel: (800)356-1688
Fax: (814)353-1309

www.restek.com

ACCREDITED
ISO Guide 34 Accredited
Reference Material Producer
Certificate #3222.01

ACCREDITED
ISO/IEC 17025 Accredited
Testing Laboratory
Certificate #3222.02

Certificate of Analysis

FOR LABORATORY USE ONLY-READ SDS PRIOR TO USE.

This Reference Material is intended for Laboratory Use Only as a standard for the qualitative and/or quantitative determination of the analyte(s) listed.

Catalog No. : 30286 **Lot No.:** A095651

Description : Diethyl Ether Standard

Diethyl Ether 2000µg/mL, P&T Methanol, 1mL/ampul

Container Size : 2 mL **Pkg Amt:** > 1 mL

Expiration Date : May 31, 2018 **Storage:** 0°C or colder

CERTIFIED VALUES

Elution Order	Compound		Grav. Conc. (weight/volume)	Expanded Uncertainty (95% C.L.; K=2)		
1	Diethyl ether (ethyl ether)		2,000.0 µg/mL	+/- 11.8794	µg/mL	Gravimetric
	CAS # 60-29-7	(Lot SHBC6655V)		+/- 24.2297	µg/mL	Unstressed
	Purity 99%			+/- 27.3101	µg/mL	Stressed

Solvent: P&T Methanol
CAS # 67-56-1
Purity 99%







RESTEK
110 Benner Circle
Bellefonte, PA 16823-8812
Tel: (800)356-1688
Fax: (814)353-1309

www.restek.com

CERTIFIED REFERENCE MATERIAL

ACCREDITED
ISO Guide 34 Accredited
Reference Material Producer
Certificate #3222.01

Certificate of Analysis

ilac-MRA

ACCREDITED
ISO/IEC 17025 Accredited
Testing Laboratory
Certificate #3222.02

FOR LABORATORY USE ONLY-READ SDS PRIOR TO USE.

This Reference Material is intended for Laboratory Use Only as a standard for the qualitative and/or quantitative determination of the analyte(s) listed.

Catalog No. : 30627 **Lot No.:** A099563

Description : Diisopropyl Ether (DIPE) Standard

Diisopropyl ether (DIPE) 2000µg/mL, P&T Methanol, 1mL/ampul

Container Size : 2 mL **Pkg Amt:** > 1 mL

Expiration Date : November 30, 2018 **Storage:** 0°C or colder

CERTIFIED VALUES

Elution Order	Compound		Grav. Conc. (weight/volume)	Expanded Uncertainty (95% C.L.; K=2)		
1	Diisopropyl ether (DIPE)		2,000.0 µg/mL	+/- 18.5989	µg/mL	Gravimetric
	CAS # 108-20-3	(Lot SHBB6268V)		+/- 42.7850	µg/mL	Unstressed
	Purity 99%			+/- 42.9716	µg/mL	Stressed

Solvent: P&T Methanol
CAS # 67-56-1
Purity 99%

600869
ID. DIPE_00006
Exp: 11/30/18 Prpd: RJH
Diisopropyl ether 2000 ug

600870
ID. DIPE_00007
Exp: 11/30/18 Prpd: RJH
Diisopropyl ether 2000 ug

RESTEK CERTIFIED REFERENCE MATERIAL

110 Benner Circle
Bellefonte, PA 16823-8812
Tel: (800)356-1688
Fax: (814)353-1309

www.restek.com

Certificate of Analysis

ACCREDITED
ISO Guide 34 Accredited
Reference Material Producer
Certificate #3222.01

ACCREDITED
ISO/IEC 17025 Accredited
Testing Laboratory
Certificate #3222.02

FOR LABORATORY USE ONLY-READ SDS PRIOR TO USE.

This Reference Material is intended for Laboratory Use Only as a standard for the qualitative and/or quantitative determination of the analyte(s) listed.

Catalog No. : 30628 **Lot No.:** A095951

Description : Ethyl-tert-Butyl Ether (ETBE) Standard

Ethyl-Tert-Butyl Ether (ETBE) 2000µg/mL, P&T Methanol, 1mL/ampul

Container Size : 2 mL **Pkg Amt:** > 1 mL

Expiration Date : June 30, 2018 **Storage:** 0°C or colder

CERTIFIED VALUES

Elution Order	Compound		Grav. Conc. (weight/volume)	Expanded Uncertainty (95% C.L.; K=2)		
1	Ethyl-tert-butyl ether (ETBE)		2,002.0 µg/mL	+/- 11.8913	µg/mL	Gravimetric
	CAS # 637-92-3	(Lot MKBJ1700V)		+/- 44.3641	µg/mL	Unstressed
	Purity 99%			+/- 44.5444	µg/mL	Stressed

Solvent: P&T Methanol
CAS # 67-56-1
Purity 99%

594967
ID: ETBE_00004
Exp: 06/30/18 Prpd: MTP
Ethyl tert butly ether 20

594968
ID: ETBE_00005
Exp: 06/30/18 Prpd: MTP
Ethyl tert butly ether 20

594969
ID: ETBE_00006
Exp: 06/30/18 Prpd: MTP
Ethyl tert butly ether 20

125 Market Street
New Haven, CT 06513
USA

AccuStandard® Inc.

Tel (203)786-5290
Fax (203)786-5287
www.AccuStandard.com

CERTIFICATE OF ANALYSIS

Catalog No: S-635-1S
Description: 1,2-Dichloro-1,1,2-Trifluoroethane Standard
Lot: 212121140
Solvent: Methanol
Hazards: **HIGHLY FLAMMABLE** - *Refer to SDS for safety info*



Danger 2

Date Certified: Dec 11, 2012
Expiration: Dec 11, 2022
Sample Size: 1 mL
Storage Condition: Freeze (<-10° C)

[X] Included on ISO/IEC 17025 Scope of Accreditation
[X] Included on ISO Guide 34 Scope of Accreditation

Component	CAS #	Purity % (GC/FID)	Prepared Concentration[1] (µg/mL)	Certified Analyte Concentration[2] (µg/mL)
1,2-Dichloro-1,1,2-trifluoroethane	354-23-4	99.0	2000	1980

669610
ID: Freon 123A_00006
Exp: 12/11/22 Prpd: NEA
Freon 123A 2000 ug/ml

669609
ID: Freon 123A_00005
Exp: 12/11/22 Prpd: NEA
Freon 123A 2000 ug/ml

[1] All weights are traceable through NIST, Test No. 822-275872-11

[2] Certified Analyte Concentration = Purity x Prepared Concentration. The Uncertainty associated with the gravimetric values reported on this certificate is ±0.24%. The CRM Uncertainty calculated for this product is ±5%. These values are the expanded uncertainty and represent an estimated standard deviation equal to the positive square root of the total variation of the uncertainty of components. A normal distribution is assumed and a coverage factor of K=2 is chosen using approximately a 95% confidence level.

A product with a suffix (-1A, -2B, etc. or -01, -02, etc.) on its lot number has had its expiration date extended and is identical to the same lot number without the suffix.

Labels and certificates follow U.S. Conventions in reporting numerical values:
A comma (,) is used to separate units of one-thousand or greater.
A period (.) is used as a decimal place marker.

See reverse side for additional information

Certified By:
Larry Decker, Organic QC Manager

Page 1 of 1

For use in routine laboratory analysis.

125 Market Street
New Haven, CT 06513
USA

AccuStandard® Inc.

Tel (203)786-5290
Fax (203)786-5287
www.AccuStandard.com

CERTIFICATE OF ANALYSIS

Catalog No: M-502-61-10X
Description: Dichlorofluoromethane

Lot: B5100274
Solvent: Methanol

Date Certified: Oct 28, 2005
Expiration: Oct 28, 2015
Sample Size: 1 mL
Storage Condition: Refrig (0-5° C)
Hazards: HIGHLY FLAMMABLE

[X] Included on ISO/IEC 17025 Scope of Accreditation
[X] Included on ISO Guide 34 Scope of Accreditation

Component	CAS #	Purity % (GC/FID)	Prepared Concentration[1] (µg/mL)	Certified Analyte Concentration[2] (µg/mL)
Dichlorofluoromethane	75-43-4	98.0	2000	1960


495048
ID: Freon 21_00003
Exp: 10/28/15 Prpd: TFS
Dichlorofluoromethane 200


495049
ID: Freon 21_00004
Exp: 10/28/15 Prpd: TFS
Dichlorofluoromethane 200

AccuStandard follows U.S. conventions in reporting numerical values on both certificates and labels:

A comma (,) is used to separate units of one-thousand or greater.
A period (.) is used as a decimal place marker.

1. All weights are traceable through NIST, Test No.822/270236-04
2. Certified Analyte Concentration = Purity x Prepared Concentration. The Uncertainty associated with the gravimetric values reported on this certificate is ±0.24%. The CRM Uncertainty calculated for this product is ±5%. These values are the expanded uncertainty and represent an estimated standard deviation equal to the positive square root of the total variation of the uncertainty of components. A normal distribution is assumed and a coverage factor of K=2 is chosen using approximately a 95% confidence level.
3. A product with a suffix (-1A, -2B, etc. or -01, -02, etc.) on its lot# has had its expiration date extended and is identical to the same lot# without the suffix.

For use in routine laboratory analysis.

See reverse side for additional information
Refer to the MSDS for additional safety information

Certified by: R. Cooper
Russ Cooper, QC Manager

AccuStandard is accredited to ISO Guide 34, ISO/IEC 17025 and certified to ISO 9001

OR-ORG-INO-001
Rev. 7/11

RESTEK

Certificate of Analysis

110 Benner Circle
Bellefonte, PA 16823-8812
Tel: (800)356-1688
Fax: (814)353-1309

FOR LABORATORY USE ONLY-READ MSDS PRIOR TO USE.

Catalog No. : 30629 **Lot No.:** A078931

Description : tert-Amyl Methyl Ether Standard

tert-amyl methyl ether (TAME), 2,000µg/ml, P&T MeOH, 1ml/ampule

Container Size : [5] 2 mL **Pkg Amt:** [5] > 1 mL

Expiration Date : [1] January 2016 **Storage:** 0°C or colder

Elution Order	Compound	CAS #	Percent Purity [2]	Grav. Conc. (weight/volume) [3]	% Grav.Uncert. (95% C.L.; K=2) [4]
1	tert-Amyl methyl ether (TAME)	994-05-8	99%	2,000.0 ug/ml	+/-0.59 %
Solvent:	P&T Methanol	67-56-1	99%		

Column:
105m x .53mm x 3.0um
Rtx-502.2 (cat.#10910)

Carrier Gas:
hydrogen-constant pressure 11.0 psi.

Temp. Program:
40°C (hold 2 min.) to 240°C
@ 8°C/min. (hold 5 min.)

Inj. Temp:
200°C

Det. Temp:
250°C

Det. Type:
FID

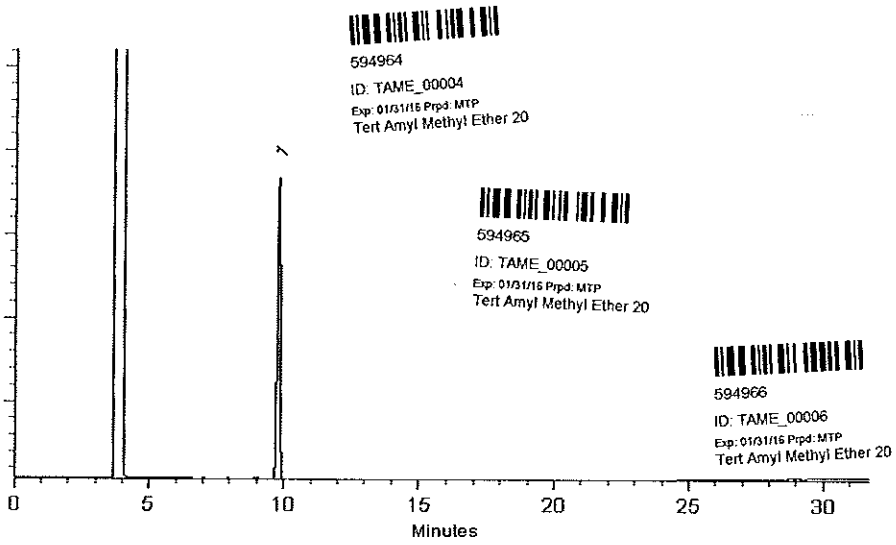

Diane Shaffer - QA Analyst **Date Passed:** 05-Jan-2011 **Balance:** 1128360905

Manufactured under Restek's ISO 9001:2008
Registered Quality System
Certificate #FM 80397

1 Expiration date of the unopened ampule stored at the recommended storage condition.

2A Purity is determined by one or more of the following techniques: GC/FID, HPLC, GC/ECD, GC/MS. Value is rounded to the nearest whole number. Chemical identity is confirmed using GC/MS. See data pack or contact provider for further details.

2B Compounds with a listed purity of less than 99% have been weight corrected to compensate for impurities.

2C The following types of compounds will have a listed purity of less than 99%: Aldehyde/Ketone-DNPH compounds, Bromides, Chlorides, HCL salts, HBR salts, sulfates, hydrates, and other compounds as necessary. The listed purity is a correction factor that is equivalent to the percentage of parent compound in the molecule. This correction factor is used to calculate the amount of compound necessary to achieve the desired concentration of the parent compound in solution. The concentration listed on the certificate is the concentration of the parent compound in the solution.

2D Purity of isomeric compounds is reported as the sum of the isomers. Value is rounded to the nearest whole number after summation.

3 Based upon gravimetric preparation with balance calibration verified using NIST traceable weights (seven mass levels) and/or class A glassware used for dilutions.

4 Uncertainties determined using data for balances and glassware from measurement systems analysis methodology, raw material purity, and, when significant, equipment tolerances or calibration results.

5 Containers are overfilled to ensure the packaged amount, as a minimum.

ULTRA SCIENTIFIC
Analytical Standards

Certificate of Analysis

Tetrahydrofuran Solution

Product Number: EPA-1236 **Page:** 1 of 1

Lot Number: CK-3568 **Lot Issue Date:** 28-Oct-2013 **Expiration Date:** 30-Nov-2017

This certified Reference Material (RM) was manufactured and verified in accordance with ULTRA's ISO 9001 registered quality system, and the analyte concentrations were verified by our ISO 17025 accredited laboratory. The true value and uncertainty value at the 95% confidence level for each analyte, determined gravimetrically, is listed below.

Analyte	CAS#	Analyte Lot	True Value
tetrahydrofuran	000109-99-9	RM06527	1003 ± 5 µg/mL

Matrix: methanol (methyl alcohol)

Storage: Store at Room Temperature (15-30°C)


675339
ID: THF 2nd Sorce_00019
Exp:07/01/15 Prpd:NEA Opn:07/01/14
THF 2nd source 1000 ug/ml


675340
ID: THF 2nd Sorce_00020
Exp:07/01/15 Prpd:NEA Opn:07/01/14
THF 2nd source 1000 ug/ml


675341
ID: THF 2nd Sorce_00021
Exp: 11/30/17 Prpd: MTP
THF 2nd source 1000 ug/ml


675342
ID: THF 2nd Sorce_00022
Exp: 11/30/17 Prpd: MTP
THF 2nd source 1000 ug/ml


675343
ID: THF 2nd Sorce_00023
Exp: 11/30/17 Prpd: MTP
THF 2nd source 1000 ug/ml


675344
ID: THF 2nd Sorce_00024
Exp: 11/30/17 Prpd: MTP
THF 2nd source 1000 ug/ml


675345
ID: THF 2nd Sorce_00025
Exp: 11/30/17 Prpd: MTP
THF 2nd source 1000 ug/ml


675346
ID: THF 2nd Sorce_00026
Exp: 11/30/17 Prpd: MTP
THF 2nd source 1000 ug/ml


675347
ID: THF 2nd Sorce_00027
Exp: 11/30/17 Prpd: MTP
THF 2nd source 1000 ug/ml


675348
ID: THF 2nd Sorce_00028
Exp: 11/30/17 Prpd: MTP
THF 2nd source 1000 ug/ml

ULTRA uses balances calibrated with weights traceable to NIST in compliance with ANSI/NCSL Z-540-1 and ISO 9001, and calibrated Class A glassware in the manufacturing of these standards.

A2LA ACCREDITED
ISO 17025:2005 Accredited A2LA Cert. No. 0851-01
ISO 9001:2008 Registered TUV USA, Inc. Cert. No. 09-1009

250 Smith Street, North Kingstown, RI 02852 USA
401-294-9400 Fax: 295-2330
www.ultrasci.com

William J. Leary
Quality Assurance Manager

RESTEK CERTIFIED REFERENCE MATERIAL

110 Benner Circle
Bellefonte, PA 16823-8812
Tel: (800)356-1688
Fax: (814)353-1309

www.restek.com

ACCREDITED
ISO Guide 34 Accredited
Reference Material Producer
Certificate #3222.01

ACCREDITED
ISO/IEC 17025 Accredited
Testing Laboratory
Certificate #3222.02

Certificate of Analysis

FOR LABORATORY USE ONLY-READ SDS PRIOR TO USE.

This Reference Material is intended for Laboratory Use Only as a standard for the qualitative and/or quantitative determination of the analyte(s) listed.

Catalog No. : 30246 **Lot No.:** A094972

Description : Acrylonitrile Standard

Acrylonitrile 2000µg/mL, P&T Methanol, 1mL/ampul

Container Size : 2 mL **Pkg Amt:** > 1 mL

Expiration Date : June 30, 2015 **Storage:** 0°C or colder

CERTIFIED VALUES

Elution Order	Compound	Grav. Conc. (weight/volume)	Expanded Uncertainty (95% C.L.; K=2)		
1	Acrylonitrile	2,003.5 µg/mL	+/- 11.7577	µg/mL	Gravimetric
	CAS # 107-13-1 (Lot J31X028)		+/- 87.6528	µg/mL	Unstressed
	Purity 99%		+/- 89.5699	µg/mL	Stressed

Solvent: P&T Methanol
CAS # 67-56-1
Purity 99%

628723
ID: VM603CALas_00022
Exp: 06/30/15 Prpd: MTP
RS 30246 Acrylo 2000PPM

628724
ID: VM603CALas_00023
Exp: 06/30/15 Prpd: MTP
RS 30246 Acrylo 2000PPM

628725
ID: VM603CALas_00024
Exp: 06/30/15 Prpd: MTP
RS 30246 Acrylo 2000PPM

RESTEK®
110 Benner Circle
Bellefonte, PA 16823-8812
Tel: (800)356-1688
Fax: (814)353-1309

www.restek.com

CERTIFIED REFERENCE MATERIAL

ACCREDITED
ISO Guide 34 Accredited
Reference Material Producer
Certificate #3222.01

Certificate of Analysis

ilac-MRA

ACCREDITED
ISO/IEC 17025 Accredited
Testing Laboratory
Certificate #3222.02

FOR LABORATORY USE ONLY-READ SDS PRIOR TO USE.

This Reference Material is intended for Laboratory Use Only as a standard for the qualitative and/or quantitative determination of the analyte(s) listed.

Catalog No. : 30241 **Lot No.:** A0103459

Description : 8260A Internal Standard Mix

8260A Internal Standard Mix 2,500µg/mL, P&T Methanol, 1mL/ampul

Container Size : 2 mL **Pkg Amt:** > 1 mL

Expiration Date : May 31, 2019 **Storage:** 0°C or colder

C E R T I F I E D V A L U E S

Elution Order	Compound		Grav. Conc. (weight/volume)	Expanded Uncertainty (95% C.L.; K=2)		
1	Fluorobenzene		2,508.6 µg/mL	+/- 14.5852	µg/mL	Gravimetric
	CAS # 462-06-6	(Lot 1380033)		+/- 28.2881	µg/mL	Unstressed
	Purity 99%			+/- 32.5514	µg/mL	Stressed
2	Chlorobenzene-d5		2,510.6 µg/mL	+/- 14.5968	µg/mL	Gravimetric
	CAS # 3114-55-4	(Lot PR-22736)		+/- 28.3106	µg/mL	Unstressed
	Purity 99%			+/- 32.5773	µg/mL	Stressed
3	1,4-Dichlorobenzene-d4		2,510.8 µg/mL	+/- 14.5980	µg/mL	Gravimetric
	CAS # 3855-82-1	(Lot PR-18488)		+/- 28.3129	µg/mL	Unstressed
	Purity 99%			+/- 32.5799	µg/mL	Stressed

Solvent: P&T Methanol
CAS # 67-56-1
Purity 99%

678546
ID: VM8260/524ISs_00061
Exp: 05/31/19 Prpd: NEA
RS 30241 ISTD 2500PPM

678548
ID: VM8260/524ISs_00062
Exp: 05/31/19 Prpd: NEA
RS 30241 ISTD 2500PPM

678549
ID: VM8260/524ISs_00063
Exp: 05/31/19 Prpd: NEA
RS 30241 ISTD 2500PPM

RESTEK CERTIFIED REFERENCE MATERIAL

110 Benner Circle
Bellefonte, PA 16823-8812
Tel: (800)356-1688
Fax: (814)353-1309

www.restek.com

ACCREDITED
ISO Guide 34 Accredited
Reference Material Producer
Certificate #3222.01

ACCREDITED
ISO/IEC 17025 Accredited
Testing Laboratory
Certificate #3222.02

Certificate of Analysis

FOR LABORATORY USE ONLY-READ SDS PRIOR TO USE.

This Reference Material is intended for Laboratory Use Only as a standard for the qualitative and/or quantitative determination of the analyte(s) listed.

Catalog No. : 30265 **Lot No.:** A096529

Description : 2-Chloroethyl vinyl ether Standard

2-Chloroethyl vinyl ether Standard 2,000µg/mL, P&T Methanol, 1mL/ampul

Container Size : 2 mL **Pkg Amt:** > 1 mL

Expiration Date : July 31, 2018 **Storage:** 0°C or colder

CERTIFIED VALUES

Elution Order	Compound	Grav. Conc. (weight/volume)	Expanded Uncertainty (95% C.L.; K=2)		
1	2-Chloroethyl vinyl ether	2,001.4 µg/mL	+/- 11.6363	µg/mL	Gravimetric
	CAS # 110-75-8 (Lot MKBB4723)		+/- 42.7824	µg/mL	Unstressed
	Purity 99%		+/- 42.9692	µg/mL	Stressed

Solvent: P&T Methanol
CAS # 67-56-1
Purity 99%

624223
ID: VM8260CALas_00034
Exp: 07/31/18 Prpd: MTP
8260 2-CEVE Restek C#3026

624224
ID: VM8260CALas_00035
Exp: 07/31/18 Prpd: MTP
8260 2-CEVE Restek C#3026

624225
ID: VM8260CALas_00036
Exp: 07/31/18 Prpd: MTP
8260 2-CEVE Restek C#3026

Tech Tips:
Degradation of tetrachloroethylene to pentachloroethane may occur if solutions containing 2-chloroethyl vinyl ether are combined with solutions that contain tetrachloroethylene.

RESTEK®
110 Benner Circle
Bellefonte, PA 16823-8812
Tel: (800)356-1688
Fax: (814)353-1309

www.restek.com

CERTIFIED REFERENCE MATERIAL

ACCREDITED
ISO Guide 34 Accredited
Reference Material Producer
Certificate #3222.01

Certificate of Analysis

ilac-MRA

ACCREDITED
ISO/IEC 17025 Accredited
Testing Laboratory
Certificate #3222.02

FOR LABORATORY USE ONLY-READ SDS PRIOR TO USE.

This Reference Material is intended for Laboratory Use Only as a standard for the qualitative and/or quantitative determination of the analyte(s) listed.

Catalog No. : 30042 **Lot No.:** A0103364

Description : 502.2 Calibration Mix #1

502.2 Calibration Mix #1 2,000µg/mL, P&T Methanol, 1mL/ampul

Container Size : 2 mL **Pkg Amt:** > 1 mL

Expiration Date : January 31, 2021 **Storage:** 0°C or colder

CERTIFIED VALUES

Elution Order	Compound	Grav. Conc. (weight/volume)	Expanded Uncertainty (95% C.L.; K=2)	
1	Dichlorodifluoromethane (CFC-12) CAS # 75-71-8 (Lot Q167-08) Purity 99%	1,999.5 µg/mL	+/- 13.0841 µg/mL +/- 23.3332 µg/mL +/- 26.6314 µg/mL	Gravimetric Unstressed Stressed
2	Chloromethane (methyl chloride) CAS # 74-87-3 (Lot SHBB3606V) Purity 99%	2,000.2 µg/mL	+/- 13.8029 µg/mL +/- 23.7493 µg/mL +/- 26.9988 µg/mL	Gravimetric Unstressed Stressed
3	Vinyl chloride CAS # 75-01-4 (Lot 17542) Purity 99%	2,002.9 µg/mL	+/- 13.8939 µg/mL +/- 23.8235 µg/mL +/- 27.0723 µg/mL	Gravimetric Unstressed Stressed
4	Bromomethane (methyl bromide) CAS # 74-83-9 (Lot 101604) Purity 99%	2,002.5 µg/mL	+/- 15.3949 µg/mL +/- 24.7252 µg/mL +/- 27.8677 µg/mL	Gravimetric Unstressed Stressed
5	Chloroethane (ethyl chloride) CAS # 75-00-3 (Lot SHBB8515V) Purity 99%	2,001.8 µg/mL	+/- 13.8704 µg/mL +/- 23.8010 µg/mL +/- 27.0491 µg/mL	Gravimetric Unstressed Stressed
6	Trichlorofluoromethane (CFC-11) CAS # 75-69-4 (Lot SHBD5121V) Purity 99%	1,997.9 µg/mL	+/- 14.1896 µg/mL +/- 23.9576 µg/mL +/- 27.1750 µg/mL	Gravimetric Unstressed Stressed

683218
ID: VM8260CALbs_00156
Exp: 01/31/21 Prpd: JSW
8260 GAS R30042 2000 PPM

683219
ID: VM8260CALbs_00157
Exp: 01/31/21 Prpd: JSW
8260 GAS R30042 2000 PPM

683220
ID: VM8260CALbs_00158
Exp: 01/31/21 Prpd: JSW
8260 GAS R30042 2000 PPM

683221
ID: VM8260CALbs_00159
Exp: 01/31/21 Prpd: JSW
8260 GAS R30042 2000 PPM

RESTEK CERTIFIED REFERENCE MATERIAL

110 Benner Circle
Bellefonte, PA 16823-8812
Tel: (800)356-1688
Fax: (814)353-1309

www.restek.com

Certificate of Analysis

ACCREDITED
ISO Guide 34 Accredited
Reference Material Producer
Certificate #3222.01

ilac-MRA

ACCREDITED
ISO/IEC 17025 Accredited
Testing Laboratory
Certificate #3222.02

FOR LABORATORY USE ONLY-READ SDS PRIOR TO USE.

This Reference Material is intended for Laboratory Use Only as a standard for the qualitative and/or quantitative determination of the analyte(s) listed.

Catalog No. : 30431 **Lot No.:** A096747

Description : 502.2 CAL2000 Mega-Mix

502.2 CAL2000 Mega-Mix 2,000µg/mL, P&T Methanol, 1mL/ampul

Container Size : 2 mL **Pkg Amt:** > 1 mL

Expiration Date : July 31, 2015 **Storage:** 0°C or colder

576953
ID: VM8260CALds_00034
Exp: 07/31/15 Prpd: MTP
RS 30431 502.2MM 2000 PPM

576954
ID: VM8260CALds_00035
Exp: 07/31/15 Prpd: MTP
RS 30431 502.2MM 2000 PPM

576955
ID: VM8260CALds_00036
Exp: 07/31/15 Prpd: MTP
RS 30431 502.2MM 2000 PPM

CERTIFIED VALUES

Elution Order	Compound		Grav. Conc. (weight/volume)	Expanded Uncertainty (95% C.L.; K=2)		
1	1,1-dichloroethene		2,000.0 µg/mL	+/- 12.6812	µg/mL	Gravimetric
	CAS # 75-35-4	(Lot 33096BKV)		+/- 92.0105	µg/mL	Unstressed
	Purity 98%			+/- 100.7319	µg/mL	Stressed
2	Methylene chloride (dichloromethane)		2,000.0 µg/mL	+/- 12.6813	µg/mL	Gravimetric
	CAS # 75-09-2	(Lot SHBC4481V)		+/- 92.0113	µg/mL	Unstressed
	Purity 99%			+/- 100.7327	µg/mL	Stressed
3	trans-1,2-Dichloroethene		2,000.0 µg/mL	+/- 12.6813	µg/mL	Gravimetric
	CAS # 156-60-5	(Lot 09431AEV)		+/- 92.0113	µg/mL	Unstressed
	Purity 99%			+/- 100.7327	µg/mL	Stressed
4	1,1-Dichloroethane		2,000.0 µg/mL	+/- 12.6812	µg/mL	Gravimetric
	CAS # 75-34-3	(Lot Q179-33)		+/- 92.0105	µg/mL	Unstressed
	Purity 98%			+/- 100.7319	µg/mL	Stressed
5	2,2-Dichloropropane		2,000.0 µg/mL	+/- 12.6053	µg/mL	Gravimetric
	CAS # 594-20-7	(Lot BCBD2407V)		+/- 92.0111	µg/mL	Unstressed
	Purity 99%			+/- 100.7325	µg/mL	Stressed
6	cis-1,2-Dichloroethene		2,000.0 µg/mL	+/- 12.6053	µg/mL	Gravimetric
	CAS # 156-59-2	(Lot MKBG8424V)		+/- 92.0111	µg/mL	Unstressed
	Purity 99%			+/- 100.7325	µg/mL	Stressed
7	chloroform		2,000.0 µg/mL	+/- 12.6813	µg/mL	Gravimetric
	CAS # 67-66-3	(Lot SHBB7498V)		+/- 92.0113	µg/mL	Unstressed
	Purity 99%			+/- 100.7327	µg/mL	Stressed
8	Bromochloromethane		2,000.0 µg/mL	+/- 12.6053	µg/mL	Gravimetric
	CAS # 74-97-5	(Lot Q18A-135)		+/- 92.0111	µg/mL	Unstressed
	Purity 99%			+/- 100.7325	µg/mL	Stressed

9	1,1,1-trichloroethane CAS # 71-55-6 Purity 99%	(Lot SF-082011)	2,000.0 µg/mL	+/- 12.6813 +/- 92.0113 +/- 100.7327	µg/mL µg/mL µg/mL	Gravimetric Unstressed Stressed
10	1,1-Dichloropropene CAS # 563-58-6 Purity 99%	(Lot PR022212-01)	2,000.0 µg/mL	+/- 12.6053 +/- 92.0111 +/- 100.7325	µg/mL µg/mL µg/mL	Gravimetric Unstressed Stressed
11	carbon tetrachloride CAS # 56-23-5 Purity 99%	(Lot SHBB1608V)	2,000.0 µg/mL	+/- 12.6813 +/- 92.0113 +/- 100.7327	µg/mL µg/mL µg/mL	Gravimetric Unstressed Stressed
12	1,2-Dichloroethane CAS # 107-06-2 Purity 99%	(Lot SHBC3686V)	2,000.0 µg/mL	+/- 12.6813 +/- 92.0113 +/- 100.7327	µg/mL µg/mL µg/mL	Gravimetric Unstressed Stressed
13	Benzene CAS # 71-43-2 Purity 99%	(Lot SHBC0830V)	2,000.0 µg/mL	+/- 12.6053 +/- 92.0111 +/- 100.7325	µg/mL µg/mL µg/mL	Gravimetric Unstressed Stressed
14	Trichloroethene CAS # 79-01-6 Purity 99%	(Lot SHBB1959V)	2,000.0 µg/mL	+/- 12.6813 +/- 92.0113 +/- 100.7327	µg/mL µg/mL µg/mL	Gravimetric Unstressed Stressed
15	1,2-Dichloropropane CAS # 78-87-5 Purity 99%	(Lot 06713KRV)	2,000.0 µg/mL	+/- 12.6813 +/- 92.0113 +/- 100.7327	µg/mL µg/mL µg/mL	Gravimetric Unstressed Stressed
16	bromodichloromethane CAS # 75-27-4 Purity 97%	(Lot 05905MEV)	2,000.0 µg/mL	+/- 12.6812 +/- 92.0110 +/- 100.7324	µg/mL µg/mL µg/mL	Gravimetric Unstressed Stressed
17	Dibromomethane CAS # 74-95-3 Purity 99%	(Lot 10169264)	2,000.0 µg/mL	+/- 12.6053 +/- 92.0111 +/- 100.7325	µg/mL µg/mL µg/mL	Gravimetric Unstressed Stressed
18	cis-1,3-Dichloropropene CAS # 10061-01-5 Purity 99%	(Lot P455291)	2,000.0 µg/mL	+/- 12.6813 +/- 92.0113 +/- 100.7327	µg/mL µg/mL µg/mL	Gravimetric Unstressed Stressed
19	Toluene CAS # 108-88-3 Purity 99%	(Lot SHBC3714V)	2,000.0 µg/mL	+/- 12.6053 +/- 92.0111 +/- 100.7325	µg/mL µg/mL µg/mL	Gravimetric Unstressed Stressed
20	trans-1,3-Dichloropropene CAS # 10061-02-6 Purity 97%	(Lot C035519)	2,000.0 µg/mL	+/- 12.6812 +/- 92.0110 +/- 100.7324	µg/mL µg/mL µg/mL	Gravimetric Unstressed Stressed
21	1,1,2-Trichloroethane CAS # 79-00-5 Purity 99%	(Lot FGB01)	2,000.0 µg/mL	+/- 12.6813 +/- 92.0113 +/- 100.7327	µg/mL µg/mL µg/mL	Gravimetric Unstressed Stressed
22	1,3-Dichloropropane CAS # 142-28-9 Purity 98%	(Lot BCBC6265V)	2,000.3 µg/mL	+/- 12.6072 +/- 92.0250 +/- 100.7478	µg/mL µg/mL µg/mL	Gravimetric Unstressed Stressed
23	Tetrachloroethene CAS # 127-18-4 Purity 99%	(Lot 00557DB)	2,000.0 µg/mL	+/- 12.6813 +/- 92.0113 +/- 100.7327	µg/mL µg/mL µg/mL	Gravimetric Unstressed Stressed
24	dibromochloromethane CAS # 124-48-1 Purity 98%	(Lot MKBH9414V)	2,000.0 µg/mL	+/- 12.6812 +/- 92.0105 +/- 100.7319	µg/mL µg/mL µg/mL	Gravimetric Unstressed Stressed

25	1,2-Dibromoethane (EDB) **CAS #** 106-93-4 **Purity** 99%	(Lot SHBB3031V)	2,000.0	µg/mL	+/- 12.6053 +/- 92.0111 +/- 100.7325	µg/mL µg/mL µg/mL	Gravimetric Unstressed Stressed
26	Chlorobenzene **CAS #** 108-90-7 **Purity** 99%	(Lot 00533KE)	2,000.0	µg/mL	+/- 12.6813 +/- 92.0113 +/- 100.7327	µg/mL µg/mL µg/mL	Gravimetric Unstressed Stressed
27	Ethylbenzene **CAS #** 100-41-4 **Purity** 99%	(Lot 68296TMV)	2,000.0	µg/mL	+/- 12.6053 +/- 92.0111 +/- 100.7325	µg/mL µg/mL µg/mL	Gravimetric Unstressed Stressed
28	1,1,1,2-Tetrachloroethane **CAS #** 630-20-6 **Purity** 99%	(Lot MKBF2316V)	2,000.0	µg/mL	+/- 12.6053 +/- 92.0111 +/- 100.7325	µg/mL µg/mL µg/mL	Gravimetric Unstressed Stressed
29	m-Xylene **CAS #** 108-38-3 **Purity** 99%	(Lot SHBC0701V)	2,000.0	µg/mL	+/- 12.6053 +/- 92.0111 +/- 100.7325	µg/mL µg/mL µg/mL	Gravimetric Unstressed Stressed
30	p-Xylene **CAS #** 106-42-3 **Purity** 99%	(Lot SHBC0951V)	2,000.0	µg/mL	+/- 12.6053 +/- 92.0111 +/- 100.7325	µg/mL µg/mL µg/mL	Gravimetric Unstressed Stressed
31	o-Xylene **CAS #** 95-47-6 **Purity** 99%	(Lot 69896BPV)	2,000.0	µg/mL	+/- 12.6053 +/- 92.0111 +/- 100.7325	µg/mL µg/mL µg/mL	Gravimetric Unstressed Stressed
32	Styrene **CAS #** 100-42-5 **Purity** 99%	(Lot 10158085)	2,000.0	µg/mL	+/- 12.6053 +/- 92.0111 +/- 100.7325	µg/mL µg/mL µg/mL	Gravimetric Unstressed Stressed
33	Isopropylbenzene (cumene) **CAS #** 98-82-8 **Purity** 99%	(Lot 10142611)	2,000.0	µg/mL	+/- 12.6053 +/- 92.0111 +/- 100.7325	µg/mL µg/mL µg/mL	Gravimetric Unstressed Stressed
34	bromoform **CAS #** 75-25-2 **Purity** 99%	(Lot SHBC3410V)	2,000.0	µg/mL	+/- 12.6813 +/- 92.0113 +/- 100.7327	µg/mL µg/mL µg/mL	Gravimetric Unstressed Stressed
35	1,1,2,2-Tetrachloroethane **CAS #** 79-34-5 **Purity** 99%	(Lot F02U031)	2,000.0	µg/mL	+/- 12.6813 +/- 92.0113 +/- 100.7327	µg/mL µg/mL µg/mL	Gravimetric Unstressed Stressed
36	1,2,3-Trichloropropane **CAS #** 96-18-4 **Purity** 99%	(Lot 1428739V)	2,000.0	µg/mL	+/- 12.6053 +/- 92.0111 +/- 100.7325	µg/mL µg/mL µg/mL	Gravimetric Unstressed Stressed
37	n-Propylbenzene **CAS #** 103-65-1 **Purity** 99%	(Lot MKBJ0332V)	2,000.0	µg/mL	+/- 12.6053 +/- 92.0111 +/- 100.7325	µg/mL µg/mL µg/mL	Gravimetric Unstressed Stressed
38	Bromobenzene **CAS #** 108-86-1 **Purity** 99%	(Lot MKBD4032V)	2,000.0	µg/mL	+/- 12.6053 +/- 92.0111 +/- 100.7325	µg/mL µg/mL µg/mL	Gravimetric Unstressed Stressed
39	1,3,5-Trimethylbenzene **CAS #** 108-67-8 **Purity** 99%	(Lot BCBG8057V)	2,000.0	µg/mL	+/- 12.6053 +/- 92.0111 +/- 100.7325	µg/mL µg/mL µg/mL	Gravimetric Unstressed Stressed
40	2-Chlorotoluene **CAS #** 95-49-8 **Purity** 99%	(Lot 11512AD)	2,000.0	µg/mL	+/- 12.6053 +/- 92.0111 +/- 100.7325	µg/mL µg/mL µg/mL	Gravimetric Unstressed Stressed

41	4-Chlorotoluene **CAS #** 106-43-4 **Purity** 99%	(Lot MKBB7205V)	2,000.0	µg/mL	+/- 12.6053 +/- 92.0111 +/- 100.7325	µg/mL µg/mL µg/mL	Gravimetric Unstressed Stressed
42	1,2,4-Trimethylbenzene **CAS #** 95-63-6 **Purity** 99%	(Lot MKBD7414V)	2,000.0	µg/mL	+/- 12.6053 +/- 92.0111 +/- 100.7325	µg/mL µg/mL µg/mL	Gravimetric Unstressed Stressed
43	sec-Butylbenzene **CAS #** 135-98-8 **Purity** 99%	(Lot MKBG3822V)	2,000.0	µg/mL	+/- 12.6053 +/- 92.0111 +/- 100.7325	µg/mL µg/mL µg/mL	Gravimetric Unstressed Stressed
44	4-Isopropyltoluene (p-Cymene) **CAS #** 99-87-6 **Purity** 99%	(Lot MKBB0433V)	2,000.0	µg/mL	+/- 12.6053 +/- 92.0111 +/- 100.7325	µg/mL µg/mL µg/mL	Gravimetric Unstressed Stressed
45	1,3-Dichlorobenzene **CAS #** 541-73-1 **Purity** 99%	(Lot BCBC1891V)	2,000.0	µg/mL	+/- 12.6813 +/- 92.0113 +/- 100.7327	µg/mL µg/mL µg/mL	Gravimetric Unstressed Stressed
46	1,4-Dichlorobenzene **CAS #** 106-46-7 **Purity** 99%	(Lot MKBG7690V)	2,000.0	µg/mL	+/- 12.6813 +/- 92.0113 +/- 100.7327	µg/mL µg/mL µg/mL	Gravimetric Unstressed Stressed
47	n-Butylbenzene **CAS #** 104-51-8 **Purity** 99%	(Lot 09418JJV)	2,000.0	µg/mL	+/- 12.6053 +/- 92.0111 +/- 100.7325	µg/mL µg/mL µg/mL	Gravimetric Unstressed Stressed
48	tert-Butylbenzene **CAS #** 98-06-6 **Purity** 99%	(Lot S52237V)	2,000.0	µg/mL	+/- 12.6053 +/- 92.0111 +/- 100.7325	µg/mL µg/mL µg/mL	Gravimetric Unstressed Stressed
49	1,2-Dichlorobenzene **CAS #** 95-50-1 **Purity** 99%	(Lot 68996CMV)	2,000.0	µg/mL	+/- 12.6813 +/- 92.0113 +/- 100.7327	µg/mL µg/mL µg/mL	Gravimetric Unstressed Stressed
50	1,2-Dibromo-3-chloropropane **CAS #** 96-12-8 **Purity** 99%	(Lot FBL01)	2,000.0	µg/mL	+/- 12.6053 +/- 92.0111 +/- 100.7325	µg/mL µg/mL µg/mL	Gravimetric Unstressed Stressed
51	1,2,4-Trichlorobenzene **CAS #** 120-82-1 **Purity** 99%	(Lot 26896BM)	2,000.0	µg/mL	+/- 12.6053 +/- 92.0111 +/- 100.7325	µg/mL µg/mL µg/mL	Gravimetric Unstressed Stressed
52	Hexachlorobutadiene **CAS #** 87-68-3 **Purity** 97%	(Lot K22W009)	2,000.0	µg/mL	+/- 12.6053 +/- 92.0108 +/- 100.7323	µg/mL µg/mL µg/mL	Gravimetric Unstressed Stressed
53	Naphthalene **CAS #** 91-20-3 **Purity** 99%	(Lot MKBF8633V)	2,000.0	µg/mL	+/- 12.6053 +/- 92.0111 +/- 100.7325	µg/mL µg/mL µg/mL	Gravimetric Unstressed Stressed
54	1,2,3-Trichlorobenzene **CAS #** 87-61-6 **Purity** 99%	(Lot 12912PFV)	2,000.0	µg/mL	+/- 12.6053 +/- 92.0111 +/- 100.7325	µg/mL µg/mL µg/mL	Gravimetric Unstressed Stressed

RESTEK®
110 Benner Circle
Bellefonte, PA 16823-8812
Tel: (800)356-1688
Fax: (814)353-1309

www.restek.com

CERTIFIED REFERENCE MATERIAL

ACCREDITED
ISO Guide 34 Accredited
Reference Material Producer
Certificate #3222.01

Certificate of Composition

ilac-MRA

ACCREDITED
ISO/IEC 17025 Accredited
Testing Laboratory
Certificate #3222.02

FOR LABORATORY USE ONLY-READ SDS PRIOR TO USE.

This Reference Material is intended for Laboratory Use Only as a standard for the qualitative and/or quantitative determination of the analyte(s) listed.

Catalog No. : 563602 **Lot No.:** A0101209

Description : Custom 8260 Additions Standard

Custom 8260 Additions Standard 5,000 µg/mL, P&T Methanol, 1mL/ampul

Container Size : 2 mL **Pkg Amt:** > 1 mL

Expiration Date : August 31, 2015 **Storage:** 0°C or colder

CERTIFIED VALUES

Elution Order	Compound		Grav. Conc. (weight/volume)	Expanded Uncertainty (95% C.L.; K=2)		
	Methyl acetate		5,000.0 µg/mL	+/- 46.4973	µg/mL	Gravimetric
	CAS # 79-20-9	(Lot 56696JMV)		+/- 67.0512	µg/mL	Unstressed
	Purity 99%			+/- 74.3389	µg/mL	Stressed
2	Cyclohexane		4,986.2 µg/mL	+/- 46.3694	µg/mL	Gravimetric
	CAS # 110-82-7	(Lot SHBC1451V)		+/- 66.8666	µg/mL	Unstressed
	Purity 98%			+/- 74.1343	µg/mL	Stressed
3	Methylcyclohexane		5,004.0 µg/mL	+/- 46.5345	µg/mL	Gravimetric
	CAS # 108-87-2	(Lot 50996APV)		+/- 67.1048	µg/mL	Unstressed
	Purity 99%			+/- 74.3984	µg/mL	Stressed

Solvent: P&T Methanol
CAS # 67-56-1
Purity 99%

628782
ID: VM8260CALes_00028
Exp: 08/31/15 Prpd: MTP
8260 Additions Restek 563

628781
ID: VM8260CALes_00027
Exp: 08/31/15 Prpd: MTP
8260 Additions Restek 563

628780
ID: VM8260CALes_00026
Exp: 08/31/15 Prpd: MTP
8260 Additions Restek 563

RESTEK CERTIFIED REFERENCE MATERIAL

110 Benner Circle
Bellefonte, PA 16823-8812
Tel: (800)356-1688
Fax: (814)353-1309

www.restek.com

ACCREDITED
ISO Guide 34 Accredited
Reference Material Producer
Certificate #3222.01

Certificate of Analysis

ilac-MRA

ACCREDITED
ISO/IEC 17025 Accredited
Testing Laboratory
Certificate #3222.02

FOR LABORATORY USE ONLY-READ SDS PRIOR TO USE.

This Reference Material is intended for Laboratory Use Only as a standard for the qualitative and/or quantitative determination of the analyte(s) listed.

Catalog No. : 56531 **Lot No.:** A096914

Description : Custom VOC Mix

Custom VOC Mix 2,000-100,000µg/mL, P&T Methanol, 1mL/ampul

Container Size : 2 mL **Pkg Amt:** > 1 mL

Expiration Date : September 30, 2014 **Storage:** 0°C or colder

539826
ID: VM8260CALfs_00031
Exp: 09/30/14 Prpd: MTP
RS 56531 VOCMix 2K-100K

539827
ID: VM8260CALfs_00032
Exp: 09/30/14 Prpd: MTP
RS 56531 VOCMix 2K-100K

539828
ID: VM8260CALfs_00033
Exp: 09/30/14 Prpd: MTP
RS 56531 VOCMix 2K-100K

539829
ID: VM8260CALfs_00034
Exp: 09/30/14 Prpd: MTP
RS 56531 VOCMix 2K-100K

539830
ID: VM8260CALfs_00035
Exp: 09/30/14 Prpd: MTP
RS 56531 VOCMix 2K-100K

S

Elution Order	Compound	Gravimetric Conc. (weight/volume)	Expanded Uncertainty (95% C.L.; K=2)	
1	1,1,2-Trichlorotrifluoroethane (CFC-113) CAS # 76-13-1 (Lot Q9B-87) Purity 97%	1,999.2 µg/mL	+/- 11.7322 µg/mL +/- 42.7352 µg/mL +/- 42.9218 µg/mL	Gravimetric Unstressed Stressed
2	Iodomethane (methyl iodide) CAS # 74-88-4 (Lot 38296JKV) Purity 99%	2,008.0 µg/mL	+/- 11.7841 µg/mL +/- 42.9240 µg/mL +/- 43.1114 µg/mL	Gravimetric Unstressed Stressed
3	Carbon disulfide CAS # 75-15-0 (Lot C30Y997) Purity 98%	2,001.2 µg/mL	+/- 11.7439 µg/mL +/- 42.7777 µg/mL +/- 42.9646 µg/mL	Gravimetric Unstressed Stressed
4	Methyl-tert-butyl ether (MTBE) CAS # 1634-04-4 (Lot SHBC1436V) Purity 99%	2,005.0 µg/mL	+/- 11.7665 µg/mL +/- 42.8598 µg/mL +/- 43.0470 µg/mL	Gravimetric Unstressed Stressed
5	Chloroprene (2-chloro-1,3-butadiene) CAS # 126-99-8 (Lot 130611JLM) Purity 99%	2,000.0 µg/mL	+/- 61.1529 µg/mL +/- 42.9835 µg/mL +/- 43.1692 µg/mL	Gravimetric Unstressed Stressed
6	Propionitrile CAS # 107-12-0 (Lot BCBG6203V) Purity 99%	8,011.0 µg/mL	+/- 47.0130 µg/mL +/- 171.2469 µg/mL +/- 171.9948 µg/mL	Gravimetric Unstressed Stressed
7	Methacrylonitrile CAS # 126-98-7 (Lot 941400) Purity 99%	2,009.0 µg/mL	+/- 11.7899 µg/mL +/- 42.9453 µg/mL +/- 43.1329 µg/mL	Gravimetric Unstressed Stressed
8	Isobutanol (2-Methyl-1-propanol) CAS # 78-83-1 (Lot SHBC8214V) Purity 99%	100,000.0 µg/mL	+/- 585.4918 µg/mL +/- 2,137.6412 µg/mL +/- 2,146.9769 µg/mL	Gravimetric Unstressed Stressed

RESTEK® CERTIFIED REFERENCE MATERIAL

110 Benner Circle
Bellefonte, PA 16823-8812
Tel: (800)356-1688
Fax: (814)353-1309

www.restek.com

ACCREDITED
ISO Guide 34 Accredited
Reference Material Producer
Certificate #3222.01

ACCREDITED
ISO/IEC 17025 Accredited
Testing Laboratory
Certificate #3222.02

Certificate of Analysis

FOR LABORATORY USE ONLY-READ SDS PRIOR TO USE.

This Reference Material is intended for Laboratory Use Only as a standard for the qualitative and/or quantitative determination of the analyte(s) listed.

Catalog No. : 568720 **Lot No.:** A0104246

Description : 8260 List 1/Std #5 Acrolein High

8260 List 1/Std #5 Acrolein High 19,750 µg/ml, Water, 1 ml/ampul

Container Size : 2 mL **Pkg Amt:** > 1 mL

Expiration Date : October 31, 2014 **Storage:** 10°C or colder

CERTIFIED VALUES

Elution Order	Compound	Grav. Conc. (weight/volume)	Expanded Uncertainty (95% C.L.; K=2)	
1	Acrolein	19,750.0 µg/mL	+/- 115.6406 µg/mL	Gravimetric
	CAS # 107-02-8 (Lot 140429JLM)		+/- 633.2471 µg/mL	Unstressed
	Purity 99%		+/- 736.0805 µg/mL	Stressed

Solvent: Water
CAS # 7732-18-5
Purity 99%

675272
ID: VM8260CALis_00066
Exp: 10/31/14 Prpd: MTP
RS568720 Acrolein 19,750

675273
ID: VM8260CALis_00067
Exp: 10/31/14 Prpd: MTP
RS568720 Acrolein 19,750

675274
ID: VM8260CALis_00068
Exp: 10/31/14 Prpd: MTP
RS568720 Acrolein 19,750

675275
ID: VM8260CALis_00069
Exp: 10/31/14 Prpd: MTP
RS568720 Acrolein 19,750

Certificate of Analysis

Custom Standard

Product Number: CUS-9442 **Page:** 1 of 1

Lot Number: CK-2429 **Lot Issue Date:** 24-Jul-2013 **Expiration Date:** 31-Aug-2015

This certified Reference Material (RM) was manufactured and verified in accordance with ULTRA Scientific's ISO 9001 registered quality system. A review of the gravimetric preparation data by our ISO 17025 accredited laboratory serves to verify the concentration of each analyte. The true value and uncertainty value at the 95% confidence level for each analyte, determined gravimetrically, is listed below.

Analyte	CAS#	Analyte Lot	True Value
1,1,2-trichlorotrifluoroethane	000076-13-1	RM05531	2006 ± 10 µg/mL
iodomethane	000074-88-4	RM05429	2006 ± 10 µg/mL
carbon disulfide	000075-15-0	RM04258	2006 ± 10 µg/mL
MTBE	001634-04-4	RM05378	2006 ± 10 µg/mL
propionitrile	000107-12-0	RM05131	8038 ± 40 µg/mL
methacrylonitrile	000126-98-7	RM05541	2006 ± 10 µg/mL
isobutyl alcohol	000078-83-1	RM01204	100495 ± 502 µg/mL
tetrahydrofuran	000109-99-9	RM06527	18084 ± 90 µg/mL
1,4-dioxane	000123-91-1	RM00526	100388 ± 502 µg/mL
cis-1,4-dichloro-2-butene	001476-11-5	RM04340	2006 ± 10 µg/mL
trans-1,4-dichloro-2-butene	000110-57-6	RM00577	2006 ± 10 µg/mL
chloroprene	000126-99-8	RM06610	2000 ± 10 µg/mL

Matrix: methanol (methyl alcohol)

Storage: Store at < 4° C

662945
ID: VM8260LCSSPcs_00034
Exp: 08/31/15 Prpd: JSW
UL CUS-9442 2K-100K PPM

662946
ID: VM8260LCSSPcs_00035
Exp: 08/31/15 Prpd: JSW
UL CUS-9442 2K-100K PPM

662947
ID: VM8260LCSSPcs_00036
Exp: 08/31/15 Prpd: JSW
UL CUS-9442 2K-100K PPM

ULTRA uses balances calibrated with weights traceable to NIST in compliance with ANSI/NCSL Z-540-1 and ISO 9001, and calibrated Class A glassware in the manufacturing of these standards.

ACCREDITED
ISO 17025:2005 Accredited A2LA Cert. No. 0851-01
ISO 9001:2008 Registered TUV USA, Inc. Cert. No. 09-1009

250 Smith Street, North Kingstown, RI 02852 USA
401-294-9400 Fax: 295-2330
wwww.ultrasci.com

William J. Leary
Quality Assurance Manager

Certificate of Analysis

Custom Standard

Product Number: CUS-8562 **Page:** 1 of 1

Lot Number: CL-2196 **Lot Issue Date:** 04-Jun-2014 **Expiration Date:** 31-Jul-2016

This certified Reference Material (RM) was manufactured and verified in accordance with ULTRA Scientific's ISO 9001 registered quality system. A review of the gravimetric preparation data by our ISO 17025 accredited laboratory serves to verify the concentration of each analyte. The true value and uncertainty value at the 95% confidence level for each analyte, determined gravimetrically, is listed below.

Analyte	CAS#	Analyte Lot	True Value
allyl chloride	000107-05-1	RM03842	2005 ± 10 µg/mL
methyl methacrylate	000080-62-6	RM00686	2008 ± 10 µg/mL
ethyl methacrylate	000097-63-2	RM04592	2008 ± 10 µg/mL

Matrix: methanol (methyl alcohol)

Storage: Store at < 4°C.

665484
ID: VM8260SPds_00030
Exp: 07/31/15 Prpd: MTP
UL CUS-8562 2000PPM

665486
ID: VM8260SPds_00031
Exp: 07/31/15 Prpd: MTP
UL CUS-8562 2000PPM

665488
ID: VM8260SPds_00032
Exp: 07/31/15 Prpd: MTP
UL CUS-8562 2000PPM

665489
ID: VM8260SPds_00033
Exp: 07/31/15 Prpd: MTP
UL CUS-8562 2000PPM

665491
ID: VM8260SPds_00034
Exp: 07/31/15 Prpd: MTP
UL CUS-8562 2000PPM

ULTRA uses balances calibrated with weights traceable to NIST in compliance with ANSI/NCSL Z-540-1 and ISO 9001, and calibrated Class A glassware in the manufacturing of these standards.

ACCREDITED
ISO 17025:2005
Accredited
A2LA
Cert. No. 0851-01

ISO 9001:2008
Registered
TUV USA, Inc.
Cert. No. 09-1009

250 Smith Street, North Kingstown, RI 02852 USA
401-294-9400 Fax: 295-2330
wwww.ultrasci.com

William J. Leary
Quality Assurance Manager

Certificate of Analysis

ULTRA SCIENTIFIC
Analytical Solutions

Custom Standard

Product Number: CUS-10269 **Page:** 1 of 1

Lot Number: CJ-3466 **Lot Issue Date:** 14-Sep-2012 **Expiration Date:** 31-Oct-2014

This certified Reference Material (RM) was manufactured and verified in accordance with ULTRA Scientific's ISO 9001 registered quality system. A review of the gravimetric preparation data by our ISO 17025 accredited laboratory serves to verify the concentration of each analyte. The true value and uncertainty value at the 95% confidence level for each analyte, determined gravimetrically, is listed below.

Analyte	CAS#	Analyte Lot	True Value
cyclohexane	000110-82-7	RM01880	5000 ± 25 µg/mL
methyl acetate	000079-20-9	NT02091	5009 ± 25 µg/mL
methylcyclohexane	000108-87-2	RM04641	5000 ± 25 µg/mL

Matrix: methanol (purge & trap grade)

Storage: Store at Room Temperature (18-25° C)

395649
ID: VM8260SPes_00019
Exp: 10/31/14 Prpd: MTP
UL CUS-10269 5000 PPM

395650
ID: VM8260SPes_00020
Exp: 10/31/14 Prpd: MTP
UL CUS-10269 5000 PPM

395651
ID: VM8260SPes_00021
Exp: 10/31/14 Prpd: MTP
UL CUS-10269 5000 PPM

395652
ID: VM8260SPes_00022
Exp: 10/31/14 Prpd: MTP
UL CUS-10269 5000 PPM

395653
ID: VM8260SPes_00023
Exp: 10/31/14 Prpd: MTP
UL CUS-10269 5000 PPM

ULTRA uses balances calibrated with weights traceable to NIST in compliance with ANSI/NCSL Z-540-1 and ISO 9001, and calibrated Class A glassware in the manufacturing of these standards.

ACCREDITED
ISO 17025:2005
Accredited
A2LA
Cert. No. 0851-01

ISO 9001:2008
Registered
TUV USA, Inc.
Cert. No. 09-1009

250 Smith Street, North Kingstown, RI 02852 USA
401-294-9400 Fax: 295-2330
wwww.ultrasci.com

William J. Leary
Quality Assurance Manager

09/29/2014

ULTRA SCIENTIFIC
Analytical Solutions

Certificate of Analysis

TRIPLE ISO CERTIFICATION ULTRA ISO 17025 • ISO GUIDE 34 • ISO 9001

VOC Mixture

Product Number: DWM-589N **Page:** 1 of 3

Lot Number: CL-2640 **Lot Issue Date:** 17-Jul-2014 **Expiration Date:** 31-Aug-2017

This certified Reference Material (RM) was manufactured and verified in accordance with ULTRA's ISO 9001 registered quality system, and the analyte concentrations were verified by our ISO 17025 accredited laboratory. The true value and uncertainty value at the 95% confidence level for each analyte, determined gravimetrically, is listed below.

Analyte	CAS#	Analyte Lot	True Value
bromochloromethane	000074-97-5	RM00009	2004 ± 10 µg/mL
bromodichloromethane	000075-27-4	RM06861	2008 ± 10 µg/mL
bromoform	000075-25-2	RM00350	2007 ± 10 µg/mL
carbon tetrachloride	000056-23-5	RM00012	2009 ± 10 µg/mL
chloroform	000067-66-3	RM06503	2009 ± 10 µg/mL
dibromochloromethane	000124-48-1	RM04264	2009 ± 10 µg/mL
dibromomethane	000074-95-3	RM02090	2010 ± 10 µg/mL
methylene chloride	000075-09-2	RM06447	1998 ± 10 µg/mL
1,2-dibromoethane	000106-93-4	NT00399	2005 ± 10 µg/mL
1,1-dichloroethane	000075-34-3	RM00019	2003 ± 10 µg/mL
1,2-dichloroethane	000107-06-2	RM04655	2008 ± 10 µg/mL
1,1-dichloroethene	000075-35-4	RM01356	2006 ± 10 µg/mL
cis-1,2-dichloroethene	000156-59-2	RM06582	2005 ± 10 µg/mL
trans-1,2-dichloroethene	000156-60-5	RM00490	2009 ± 10 µg/mL
1,1,1,2-tetrachloroethane	000630-20-6	NT02192	2008 ± 10 µg/mL
1,1,2,2-tetrachloroethane	000079-34-5	NT00390	2006 ± 10 µg/mL
tetrachloroethene	000127-18-4	NT01865	2008 ± 10 µg/mL
1,1,1-trichloroethane	000071-55-6	RM00027	2009 ± 10 µg/mL
1,1,2-trichloroethane	000079-00-5	RM01175	2005 ± 10 µg/mL
trichloroethene	000079-01-6	RM06644	2007 ± 10 µg/mL

ULTRA uses balances calibrated with weights traceable to NIST in compliance with ANSI/NCSL Z-540-1 and ISO 9001, and calibrated Class A glassware in the manufacturing of these standards.

688696
ID: VM8260SPfs_00036
Exp: 08/31/17 Prpd: MTP
UL DWM-589N 2000PPM

688697
ID: VM8260SPfs_00037
Exp: 08/31/17 Prpd: MTP
UL DWM-589N 2000PPM

688698
ID: VM8260SPfs_00038
Exp: 08/31/17 Prpd: MTP
UL DWM-589N 2000PPM

A2LA ACCREDITED
ISO 17025 Accredited A2LA Cert. No. 0851-01

ISO 9001 Registered TUV USA, Inc. Cert. No. 09-1009

William J. Leary
Quality Assurance Manager

250 SMITH STREET N. KINGSTOWN, RHODE ISLAND 02852 USA WWW.ULTRASCI.COM

ULTRA SCIENTIFIC
Analytical Solutions

Certificate of Analysis

VOC Mixture

Product Number: DWM-589N **Page:** 2 of 3

Lot Number: CL-2640 **Lot Issue Date:** 17-Jul-2014 **Expiration Date:** 31-Aug-2017

Analyte	CAS#	Analyte Lot	True Value
1,2-dibromo-3-chloropropane	000096-12-8	RM03703	2009 ± 10 µg/mL
1,2-dichloropropane	000078-87-5	NT00406	2010 ± 10 µg/mL
1,3-dichloropropane	000142-28-9	RM02080	2002 ± 10 µg/mL
2,2-dichloropropane	000594-20-7	NT01867	2008 ± 10 µg/mL
1,1-dichloropropene	000563-58-6	RM06891	2008 ± 10 µg/mL
cis-1,3-dichloropropene	010061-01-5	RM06629	1991 ± 10 µg/mL
trans-1,3-dichloropropene	010061-02-6	RM01443	2010 ± 10 µg/mL
hexachlorobutadiene	000087-68-3	RM00438	2008 ± 10 µg/mL
1,2,3-trichloropropane	000096-18-4	RM00038	2010 ± 10 µg/mL
benzene	000071-43-2	RM03830	2010 ± 10 µg/mL
n-butylbenzene	000104-51-8	NT01633	2009 ± 10 µg/mL
sec-butylbenzene	000135-98-8	NT01548	2010 ± 10 µg/mL
tert-butylbenzene	000098-06-6	NT01547	2008 ± 10 µg/mL
ethylbenzene	000100-41-4	RM00783	2009 ± 10 µg/mL
isopropylbenzene	000098-82-8	RM00835	2010 ± 10 µg/mL
4-isopropyltoluene	000099-87-6	RM04746	2009 ± 10 µg/mL
naphthalene	000091-20-3	NT00970	2009 ± 10 µg/mL
n-propylbenzene	000103-65-1	RM02470	2005 ± 10 µg/mL
styrene	000100-42-5	RM06723	2009 ± 10 µg/mL
toluene	000108-88-3	RM02555	2009 ± 10 µg/mL
1,2,4-trimethylbenzene	000095-63-6	RM06731	2008 ± 10 µg/mL
1,3,5-trimethylbenzene	000108-67-8	NT01632	2010 ± 10 µg/mL
o-xylene	000095-47-6	NT00774	2006 ± 10 µg/mL
m-xylene	000108-38-3	RM00053	2010 ± 10 µg/mL

ULTRA uses balances calibrated with weights traceable to NIST in compliance with ANSI/NCSL Z-540-1 and ISO 9001, and calibrated Class A glassware in the manufacturing of these standards.

A2LA ACCREDITED
ISO 17025 Accredited A2LA Cert. No. 0851-01
ISO 9001 Registered TUV USA, Inc. Cert. No. 09-1009

William J. Leary
Quality Assurance Manager

250 SMITH STREET N. KINGSTOWN, RHODE ISLAND 02852 USA WWW.ULTRASCI.COM

Certificate of Analysis

VOC Mixture

Product Number: DWM-589N

Page: 3 of 3

Lot Number: CL-2640 **Lot Issue Date:** 17-Jul-2014 **Expiration Date:** 31-Aug-2017

Analyte	CAS#	Analyte Lot	True Value
p-xylene	000106-42-3	NT00776	2006 ± 10 µg/mL
bromobenzene	000108-86-1	NT00251	2004 ± 10 µg/mL
chlorobenzene	000108-90-7	NT00354	2009 ± 10 µg/mL
2-chlorotoluene	000095-49-8	NT00290	2001 ± 10 µg/mL
4-chlorotoluene	000106-43-4	NT00292	2009 ± 10 µg/mL
1,2-dichlorobenzene	000095-50-1	NT00355	2006 ± 10 µg/mL
1,3-dichlorobenzene	000541-73-1	NT00356	2005 ± 10 µg/mL
1,4-dichlorobenzene	000106-46-7	NT00357	2007 ± 10 µg/mL
1,2,3-trichlorobenzene	000087-61-6	NT00358	2001 ± 10 µg/mL
1,2,4-trichlorobenzene	000120-82-1	NT00359	2007 ± 10 µg/mL

Matrix: methanol (methyl alcohol)

Storage: Store at < 4°C.

ULTRA uses balances calibrated with weights traceable to NIST in compliance with ANSI/NCSL Z-540-1 and ISO 9001, and calibrated Class A glassware in the manufacturing of these standards.

ACCREDITED

ISO 17025 Accredited A2LA Cert. No. 0851-01

ISO 9001 Registered TUV USA, Inc. Cert. No. 09-1009

William J. Leary
Quality Assurance Manager

250 SMITH STREET N. KINGSTOWN, RHODE ISLAND 02852 USA WWW.ULTRASCI.COM

RESTEK®
110 Benner Circle
Bellefonte, PA 16823-8812
Tel: (800)356-1688
Fax: (814)353-1309

www.restek.com

CERTIFIED REFERENCE MATERIAL

ACCREDITED
ISO Guide 34 Accredited
Reference Material Producer
Certificate #3222.01

Gravimetric Certificate

ilac-MRA

ACCREDITED
ISO/IEC 17025 Accredited
Testing Laboratory
Certificate #3222.02

FOR LABORATORY USE ONLY-READ SDS PRIOR TO USE.

This Reference Material is intended for Laboratory Use Only as a standard for the qualitative and/or quantitative determination of the analyte(s) listed.

Catalog No. : 53837 **Lot No.:** A0104875

Description : Custom 8260 Surrogate Mix

Custom 8260 Surrogate Mix 2,000 µg/mL, P&T Methanol, 1mL/ampul

Container Size : 2 mL **Pkg Amt:** > 1 mL

Expiration Date : July 31, 2019 **Storage:** 0°C or colder

CERTIFIED VALUES

Component #	Compound	Grav. Conc. (weight/volume)	Expanded Uncertainty (95% C.L.; K=2)	
1	1,2-Dichlorobenzene-d4 CAS # 2199-69-1 (Lot PR-24501/04193DB1) Purity 99%	2,008.0 µg/mL	+/- 18.6733 µg/mL +/- 26.9278 µg/mL +/- 29.8545 µg/mL	Gravimetric Unstressed Stressed
2	1,2-Dichloroethane-d4 CAS # 17060-07-0 (Lot 14C-191) Purity 99%	2,008.0 µg/mL	+/- 18.6733 µg/mL +/- 26.9278 µg/mL +/- 29.8545 µg/mL	Gravimetric Unstressed Stressed
3	1-Bromo-4-fluorobenzene (BFB) CAS # 460-00-4 (Lot 01127COV) Purity 99%	2,004.0 µg/mL	+/- 18.6361 µg/mL +/- 26.8741 µg/mL +/- 29.7950 µg/mL	Gravimetric Unstressed Stressed
4	Toluene-d8 CAS # 2037-26-5 (Lot 13I-050) Purity 99%	2,008.0 µg/mL	+/- 18.6733 µg/mL +/- 26.9278 µg/mL +/- 29.8545 µg/mL	Gravimetric Unstressed Stressed

683202
ID: VM8260SUs_00067
Exp: 07/31/19 Prpd: JSW
RS 53837 8260 SURR 2000 P

683203
ID: VM8260SUs_00068
Exp: 07/31/19 Prpd: JSW
RS 53837 8260 SURR 2000 P

683204
ID: VM8260SUs_00069
Exp: 07/31/19 Prpd: JSW
RS 53837 8260 SURR 2000 P

125 Market Street
New Haven, CT 06513
USA

AccuStandard® Inc.

Tel (203)786-5290
Fax (203)786-5287
www.AccuStandard.com

CERTIFICATE OF ANALYSIS

Catalog No: M-502C-01
Description: Volatile Organic Compounds-Gases
Lot: 214011343
Solvent: Methanol
Hazards: **HIGHLY FLAMMABLE** - *Refer to SDS for safety info*



Danger 2

Date Certified: Feb 4, 2014
Expiration: Feb 4, 2017
Sample Size: 1 mL
Storage Condition: Refrig (0-5° C)

[X] Included on ISO/IEC 17025 Scope of Accreditation
[X] Included on ISO Guide 34 Scope of Accreditation

Component	CAS #	Purity % (GC/FID)	Prepared Concentration[1] (µg/mL)	Certified Analyte Concentration[2] (µg/mL)
Bromomethane	74-83-9	99.5	2,016	2,006
Chloroethane	75-00-3	99.7	2,008	2,002
Chloromethane	74-87-3	99.5	2,008	1,998
Dichlorodifluoromethane	75-71-8	98.0	2,008	1,968
Trichlorofluoromethane	75-69-4	99.0	2,000	1,980
Vinyl chloride	75-01-4	99.9	2,020	2,018

652150
ID: VM860/54SPas_00092
Exp: 02/04/17 Prpd: MTP
AC M-502C-01 Gas 2000PPM

652151
ID: VM860/54SPas_00093
Exp: 02/04/17 Prpd: MTP
AC M-502C-01 Gas 2000PPM

652152
ID: VM860/54SPas_00094
Exp: 02/04/17 Prpd: MTP
AC M-502C-01 Gas 2000PPM

652153
ID: VM860/54SPas_00095
Exp: 02/04/17 Prpd: MTP
AC M-502C-01 Gas 2000PPM

652154
ID: VM860/54SPas_00096
Exp: 02/04/17 Prpd: MTP
AC M-502C-01 Gas 2000PPM

[1] All weights are traceable through NIST, Test No. 822-275872-11

[2] Certified Analyte Concentration = Purity x Prepared Concentration. The Uncertainty associated with the gravimetric values reported on this certificate is ±0.24%. The CRM Uncertainty calculated for this product is ±5%. These values are the expanded uncertainty and represent an estimated standard deviation equal to the positive square root of the total variation of the uncertainty of components. A normal distribution is assumed and a coverage factor of K=2 is chosen using approximately a 95% confidence level.

A product with a suffix (-1A, -2B, etc. or -01, -02, etc.) on its lot number has had its expiration date extended and is identical to the same lot number without the suffix.

Labels and certificates follow U.S. Conventions in reporting numerical values:
A comma (,) is used to separate units of one-thousand or greater.
A period (.) is used as a decimal place marker.

See reverse side for additional information

Certified By: Larry Decker, Organic QC Manager

For use in routine laboratory analysis.

RESTEK

110 Benner Circle
Bellefonte, PA 16823-8812
Tel: (800)356-1688
Fax: (814)353-1309

www.restek.com

ACCREDITED
ISO Guide 34 Accredited
Reference Material Producer
Certificate #3222.01

ACCREDITED
ISO/IEC 17025 Accredited
Testing Laboratory
Certificate #3222.02

Certificate of Analysis

FOR LABORATORY USE ONLY-READ MSDS PRIOR TO USE.

This Reference Material is intended for Laboratory Use Only as a standard for the qualitative and/or quantitative determination of the analyte(s) listed.

Catalog No. : 30470 **Lot No.:** A094296

Description : tert-Butanol Standard

tert-Butanol Std 50,000µg/mL, P&T Methanol, 1mL/ampul

Container Size : 2 mL **Pkg Amt:** > 1 mL

Expiration Date : March 2016 **Storage:** 0°C or colder

CERTIFIED VALUES

Elution Order	Compound	Grav. Conc. (weight/volume)	Expanded Uncertainty (95% C.L.; K=2)		
1	tert-Butanol (TBA)	50,020.0 µg/mL	+/- 292.8781	µg/mL	Gravimetric
	CAS # 75-65-0		+/- 1,107.3118	µg/mL	Unstressed
	Purity 99%		+/- 1,111.8216	µg/mL	Stressed

Solvent: P&T Methanol
CAS # 67-56-1
Purity 99%

639531
ID: VMCALTBAs_00012
Exp: 03/31/16 Prpd: MTP
RS 30470 TBA 50000 PPM

639532
ID: VMCALTBAs_00013
Exp: 03/31/16 Prpd: MTP
RS 30470 TBA 50000 PPM

639533
ID: VMCALTBAs_00014
Exp: 03/31/16 Prpd: MTP
RS 30470 TBA 50000 PPM

RESTEK CERTIFIED REFERENCE MATERIAL

110 Benner Circle
Bellefonte, PA 16823-8812
Tel: (800)356-1688
Fax: (814)353-1309

www.restek.com

Certificate of Analysis

ACCREDITED
ISO Guide 34 Accredited
Reference Material Producer
Certificate #3222.01

ACCREDITED
ISO/IEC 17025 Accredited
Testing Laboratory
Certificate #3222.02

FOR LABORATORY USE ONLY-READ SDS PRIOR TO USE.

This Reference Material is intended for Laboratory Use Only as a standard for the qualitative and/or quantitative determination of the analyte(s) listed.

Catalog No. : 30006 **Lot No.:** A097663

Description : VOA Calibration Mix #1

VOA Calibration Mix #1 5,000µg/mL, P&T Methanol/Water(90:10), 1mL/ampul

Container Size : 2 mL **Pkg Amt:** > 1 mL

Expiration Date : November 30, 2016 **Storage:** 0°C or colder

CERTIFIED VALUES

Elution Order	Compound	Grav. Conc. (weight/volume)	Expanded Uncertainty (95% C.L.; K=2)	
1	Acetone **CAS #** 67-64-1 (Lot SHBC6350V) **Purity** 99%	5,036.1 µg/mL	+/- 29.2803 µg/mL +/- 401.1978 µg/mL +/- 401.3953 µg/mL	Gravimetric Unstressed Stressed
2	2-Butanone (MEK) **CAS #** 78-93-3 (Lot BCBG5320V) **Purity** 99%	5,014.5 µg/mL	+/- 29.1547 µg/mL +/- 399.4770 µg/mL +/- 399.6737 µg/mL	Gravimetric Unstressed Stressed
3	4-Methyl-2-pentanone (MIBK) **CAS #** 108-10-1 (Lot SHBD0462V) **Purity** 99%	5,021.8 µg/mL	+/- 29.1972 µg/mL +/- 400.0586 µg/mL +/- 400.2555 µg/mL	Gravimetric Unstressed Stressed
4	2-Hexanone **CAS #** 591-78-6 (Lot MKBF3977V) **Purity** 99%	5,014.8 µg/mL	+/- 29.1565 µg/mL +/- 399.5009 µg/mL +/- 399.6976 µg/mL	Gravimetric Unstressed Stressed

Solvent: P&T Methanol/Water (90:10)
CAS # 67-56-1/7732-18-5
Purity 99%

628720
ID: VMSOMCALbs_00027
Exp: 11/30/16 Prpd: MTP
RS 30006 VOA Mix #1 5000

628721
ID: VMSOMCALbs_00028
Exp: 11/30/16 Prpd: MTP
RS 30006 VOA Mix #1 5000

628722
ID: VMSOMCALbs_00029
Exp: 11/30/16 Prpd: MTP
RS 30006 VOA Mix #1 5000

RESTEK

110 Benner Circle
Bellefonte, PA 16823-8812
Tel: (800)356-1688
Fax: (814)353-1309

www.restek.com

ACCREDITED
ISO Guide 34 Accredited
Reference Material Producer
Certificate #3222.01

ilac-MRA

ACCREDITED
ISO/IEC 17025 Accredited
Testing Laboratory
Certificate #3222.02

Certificate of Composition

FOR LABORATORY USE ONLY-READ MSDS PRIOR TO USE.

This Reference Material is intended for Laboratory Use Only as a standard for the qualitative and/or quantitative determination of the analyte(s) listed.

Catalog No. : 567642.sec **Lot No.:** A093472

Description : 8260 List 1 / Std #2 Ketones

8260/624 Ketones Standard 10,000 ug/ml, P&T Methanol/Water (90:10), 1 ml/ampul

Container Size : 2 mL **Pkg Amt:** > 1 mL

Expiration Date : February 2016 **Storage:** 0°C or colder

CERTIFIED VALUES

Elution Order	Compound	Grav. Conc. (weight/volume)	Expanded Uncertainty (95% C.L.; K=2)	
1	Acetone	10,000.0 µg/mL	+/- 58.1409 µg/mL	Gravimetric
	CAS # 67-64-1.SEC		+/- 798.6898 µg/mL	Unstressed
	Purity 99%		+/- 799.0809 µg/mL	Stressed
2	2-Butanone (MEK)	10,000.0 µg/mL	+/- 58.1409 µg/mL	Gravimetric
	CAS # 78-93-3.SEC		+/- 798.6898 µg/mL	Unstressed
	Purity 99%		+/- 799.0809 µg/mL	Stressed
3	4-Methyl-2-pentanone (MIBK)	10,000.0 µg/mL	+/- 58.1409 µg/mL	Gravimetric
	CAS # 108-10-1.SEC		+/- 798.6898 µg/mL	Unstressed
	Purity 99%		+/- 799.0809 µg/mL	Stressed
4	2-Hexanone	10,000.0 µg/mL	+/- 58.1409 µg/mL	Gravimetric
	CAS # 591-78-6.SEC		+/- 798.6898 µg/mL	Unstressed
	Purity 99%		+/- 799.0809 µg/mL	Stressed

Solvent: P&T Methanol/Water (90:10)
CAS # 67-56-1/7732-18-5
Purity 99%

545320
ID: VMstd#2SECs_00001
Exp: 02/28/16 Prpd: MTP
Ketones 2nd Source 10,000

545321
ID: VMstd#2SECs_00002
Exp: 02/28/16 Prpd: MTP
Ketones 2nd Source 10,000

545322
ID: VMstd#2SECs_00003
Exp: 02/28/16 Prpd: MTP
Ketones 2nd Source 10,000

545323
ID: VMstd#2SECs_00004
Exp: 02/28/16 Prpd: MTP
Ketones 2nd Source 10,000

RESTEK

110 Benner Circle
Bellefonte, PA 16823-8812
Tel: (800)356-1688
Fax: (814)353-1309

www.restek.com

ACCREDITED
ISO Guide 34 Accredited
Reference Material Producer
Certificate #3222.01

ilac-MRA

ACCREDITED
ISO/IEC 17025 Accredited
Testing Laboratory
Certificate #3222.02

Certificate of Analysis

FOR LABORATORY USE ONLY-READ MSDS PRIOR TO USE.

This Reference Material is intended for Laboratory Use Only as a standard for the qualitative and/or quantitative determination of the analyte(s) listed.

Catalog No. : 567643.sec **Lot No.:** A093471

Description : 8260 List 1 / Std #4 2-Chloroethylvinyl Ether

8260 List 1 / Std #4 2-Chloroethylvinyl Ether 2,000 ug/ml, P&T Methanol, 1 ml/ampul

Container Size : 2 mL **Pkg Amt:** > 1 mL

Expiration Date : February 2016 **Storage:** 0°C or colder

CERTIFIED VALUES

Elution Order	Compound	Grav. Conc. (weight/volume)	Expanded Uncertainty (95% C.L.; K=2)		
1	2-Chloroethyl vinyl ether	2,000.0 µg/mL	+/- 11.6550	µg/mL	Gravimetric
	CAS # 110-75-8.SEC		+/- 44.2601	µg/mL	Unstressed
	Purity 99%		+/- 44.4405	µg/mL	Stressed

Solvent: P&T Methanol
CAS # 67-56-1
Purity 99%

Tech Tips:

Degradation of tetrachloroethylene to pentachloroethane may occur if solutions containing 2-chloroethyl vinyl ether are combined with solutions that contain tetrachloroethylene.

Degradation of tetrachloroethylene to pentachloroethane may occur if solutions containing 2-chloroethyl vinyl ether are combined with solutions that contain tetrachloroethylene.

545360
ID: VMstd#4SECs_00001
Exp: 02/28/16 Prpd: MTP
2-CEVE 2nd Source 2000ug/

545361
ID: VMstd#4SECs_00002
Exp: 02/28/16 Prpd: MTP
2-CEVE 2nd Source 2000ug/

545362
ID: VMstd#4SECs_00003
Exp: 02/28/16 Prpd: MTP
2-CEVE 2nd Source 2000ug/

545363
ID: VMstd#4SECs_00004
Exp: 02/28/16 Prpd: MTP
2-CEVE 2nd Source 2000ug/

RESTEK® CERTIFIED REFERENCE MATERIAL

110 Benner Circle
Bellefonte, PA 16823-8812
Tel: (800)356-1688
Fax: (814)353-1309

www.restek.com

ACCREDITED
ISO Guide 34 Accredited
Reference Material Producer
Certificate #3222.01

ACCREDITED
ISO/IEC 17025 Accredited
Testing Laboratory
Certificate #3222.02

Certificate of Analysis

FOR LABORATORY USE ONLY-READ SDS PRIOR TO USE.

This Reference Material is intended for Laboratory Use Only as a standard for the qualitative and/or quantitative determination of the analyte(s) listed.

Catalog No. : 567646 **Lot No.:** A0102473

Description : 8260 List 1 / Std #6 Vinyl Acetate

8260 List 1 / Std #6 Vinyl Acetate 4000 ug/ml, P&T Methanol, 1 ml/ampul

Container Size : 2 mL **Pkg Amt:** > 1 mL

Expiration Date : October 31, 2014 **Storage:** 0°C or colder

CERTIFIED VALUES

Elution Order	Compound	Grav. Conc. (weight/volume)	Expanded Uncertainty (95% C.L.; K=2)	
1	Vinyl acetate CAS # 108-05-4 Purity 99% (Lot 131011JLM)	4,007.3 µg/mL	+/- 23.5173 µg/mL +/- 213.2854 µg/mL +/- 213.5206 µg/mL	Gravimetric Unstressed Stressed

Solvent: P&T Methanol
CAS # 67-56-1
Purity 99%

665883
ID: VMstd#6s_00012
Exp: 10/31/14 Prpd: NEA
Vinyl acetate 4000ug/ml

665882
ID: VMstd#6s_00011
Exp: 10/31/14 Prpd: NEA
Vinyl acetate 4000ug/ml

665881
ID: VMstd#6s_00010
Exp: 10/31/14 Prpd: NEA
Vinyl acetate 4000ug/ml

Tech Tips:
Vinyl acetate is a volatile organic ester included in the target lists of several US EPA and other methods. Under acidic conditions, esters react with alcohols to form new esters (transesterification). Methanol-based mixes containing halogenated compounds are slightly acidic, so it is important to minimize exposure of vinyl acetate to mixes of halogenated compounds in methanol. For this reason, we offer vinyl acetate in individual solution, and suggest that it be introduced into the working level calibration solution immediately before use. This will minimize problems and ensure more consistent results.

RESTEK® CERTIFIED REFERENCE MATERIAL

110 Benner Circle
Bellefonte, PA 16823-8812
Tel: (800)356-1688
Fax: (814)353-1309

www.restek.com

Certificate of Analysis

ACCREDITED
ISO Guide 34 Accredited
Reference Material Producer
Certificate #3222.01

ilac-MRA

ACCREDITED
ISO/IEC 17025 Accredited
Testing Laboratory
Certificate #3222.02

FOR LABORATORY USE ONLY-READ SDS PRIOR TO USE.

This Reference Material is intended for Laboratory Use Only as a standard for the qualitative and/or quantitative determination of the analyte(s) listed.

Catalog No. : 567646.sec **Lot No.:** A0102474

Description : 8260 List 1 / Std #6 Vinyl Acetate

8260 List 1 / Std #6 Vinyl Acetate 4000 ug/ml, P&T Methanol, 1 ml/ampul

Container Size : 2 mL **Pkg Amt:** > 1 mL

Expiration Date : October 31, 2014 **Storage:** 0°C or colder

CERTIFIED VALUES

Elution Order	Compound	Grav. Conc. (weight/volume)	Expanded Uncertainty (95% C.L.; K=2)	
1	Vinyl acetate	4,009.0 µg/mL	+/- 23.5271 µg/mL	Gravimetric
	CAS # 108-05-4.SEC (Lot GPTIF)		+/- 213.3741 µg/mL	Unstressed
	Purity 99%		+/- 213.6094 µg/mL	Stressed

Solvent: P&T Methanol
CAS # 67-56-1
Purity 99%

Tech Tips:

Vinyl acetate is a volatile organic ester included in the target lists of several US EPA and other methods. Under acidic conditions, esters react with alcohols to form new esters (transesterification). Methanol-based mixes containing halogenated compounds are slightly acidic, so it is important to minimize exposure of vinyl acetate to mixes of halogenated compounds in methanol. For this reason, we offer vinyl acetate in individual solution, and suggest that it be introduced into the working level calibration solution immediately before use. This will minimize problems and ensure more consistent results.

681919
ID: VMstd#6SECs_00014
Exp: 10/31/14 Prpd: NEA
Vinyl acetate 2nd source

681920
ID: VMstd#6SECs_00015
Exp: 10/31/14 Prpd: NEA
Vinyl acetate 2nd source

RESTEK CERTIFIED REFERENCE MATERIAL

110 Benner Circle
Bellefonte, PA 16823-8812
Tel: (800)356-1688
Fax: (814)353-1309

www.restek.com

ACCREDITED
ISO Guide 34 Accredited
Reference Material Producer
Certificate #3222.01

ACCREDITED
ISO/IEC 17025 Accredited
Testing Laboratory
Certificate #3222.02

Certificate of Analysis

FOR LABORATORY USE ONLY-READ SDS PRIOR TO USE.

This Reference Material is intended for Laboratory Use Only as a standard for the qualitative and/or quantitative determination of the analyte(s) listed.

Catalog No. : 30414 **Lot No.:** A096047

Description : Tetrahydrofuran Standard

Tetrahydrofuran 2000µg/mL, P&T Methanol, 1mL/ampul

Container Size : 2 mL **Pkg Amt:** > 1 mL

Expiration Date : June 30, 2018 **Storage:** 0°C or colder

CERTIFIED VALUES

Elution Order	Compound	Grav. Conc. (weight/volume)	Expanded Uncertainty (95% C.L.; K=2)		
1	Tetrahydrofuran	2,002.0 µg/mL	+/- 11.7489	µg/mL	Gravimetric
	CAS # 109-99-9 (Lot SHBC4511V)		+/- 44.3261	µg/mL	Unstressed
	Purity 99%		+/- 44.5066	µg/mL	Stressed

Solvent: P&T Methanol
CAS # 67-56-1
Purity 99%

689532
ID: VMTHFs_00021
Exp: 06/30/18 Prpd: NEA
RS30414 Tetrahydrofuran 2

689533
ID: VMTHFs_00022
Exp: 06/30/18 Prpd: NEA
RS30414 Tetrahydrofuran 2

689549
ID: VMTHFs_00023
Exp: 06/30/18 Prpd: NEA
RS30414 Tetrahydrofuran 2

Certification Summary

Client: H2H Associates LLC
Project/Site: AOC 3

TestAmerica Job ID: 200-24299-1
SDG: 200-24299

Laboratory	Authority	Program	EPA Region	Certification ID
TestAmerica Burlington	Connecticut	State Program	1	PH-0751
TestAmerica Burlington	DE Haz. Subst. Cleanup Act (HSCA)	State Program	3	NA
TestAmerica Burlington	Florida	NELAP	4	E87467
TestAmerica Burlington	L-A-B	DoD ELAP		L2336
TestAmerica Burlington	Maine	State Program	1	VT00008
TestAmerica Burlington	Minnesota	NELAP	5	050-999-436
TestAmerica Burlington	New Hampshire	NELAP	1	2006
TestAmerica Burlington	New Jersey	NELAP	2	VT972
TestAmerica Burlington	New York	NELAP	2	10391
TestAmerica Burlington	Pennsylvania	NELAP	3	68-00489
TestAmerica Burlington	Rhode Island	State Program	1	LAO00298
TestAmerica Burlington	US Fish & Wildlife	Federal		LE-058448-0
TestAmerica Burlington	USDA	Federal		P330-11-00093
TestAmerica Burlington	Vermont	State Program	1	VT-4000
TestAmerica Burlington	Virginia	NELAP	3	460209

Accreditation may not be offered or required for all methods and analytes reported in this package. Please contact your project manager for the laboratory's current list of certified methods and analytes.

8260C

Volatile Organic Compounds by GC/MS

FORM II
GC/MS VOA SURROGATE RECOVERY

Lab Name: TestAmerica Burlington Job No.: 200-24299-1

SDG No.: 200-24299

Matrix: Water Level: Low

GC Column (1): DB-624 ID: 0.53 (mm)

Client Sample ID	Lab Sample ID	DCA #	TOL #	BFB #	DCZ #
PURGE WATER 9-19-14	200-24299-1	98	99	98	97
WELL #5	200-24299-2	97	97	98	98
WELL #2	200-24299-3	98	97	100	100
WELL #1	200-24299-4	98	97	97	99
WELL #3	200-24299-7	99	97	98	98
WELL #4	200-24299-8	98	97	98	99
DUP-9-18-14	200-24299-9	100	98	100	99
TRIP BLANK	200-24299-10	98	98	99	100
FIELD BLANK	200-24299-11	99	96	98	99
	MB 200-77624/5	98	98	99	100
	LCS 200-77624/3	102	103	102	103
WELL #5 MS	200-24299-2 MS	98	99	98	100
WELL #5 MSD	200-24299-2 MSD	97	98	96	99

	QC LIMITS
DCA = 1,2-Dichloroethane-d4 (Surr)	80-120
TOL = Toluene-d8 (Surr)	80-120
BFB = 4-Bromofluorobenzene	80-125
DCZ = 1,2-Dichlorobenzene-d4	75-120

Column to be used to flag recovery values

FORM II 8260C

FORM III
GC/MS VOA LAB CONTROL SAMPLE RECOVERY

Lab Name: TestAmerica Burlington Job No.: 200-24299-1

SDG No.: 200-24299

Matrix: Water Level: Low Lab File ID: LKOB03.D

Lab ID: LCS 200-77624/3 Client ID:

COMPOUND	SPIKE ADDED (ug/L)	LCS CONCENTRATION (ug/L)	LCS % REC	QC LIMITS REC	#
Dichlorodifluoromethane	25.0	24.3	97	35-125	
Chloromethane	25.0	25.2	101	65-120	
Vinyl chloride	25.0	24.3	97	80-130	
Bromomethane	25.0	32.5	130	60-120	Q
Chloroethane	25.0	22.2	89	80-130	
Trichlorofluoromethane	25.0	26.2	105	75-120	
1,1-Dichloroethene	25.0	26.3	105	80-120	
1,1,2-Trichloro-1,2,2-trifluoroethane	25.0	27.2	109	70-120	
Acetone	125	117	93	15-200	
Iodomethane	25.0	21.5	86	45-150	
Carbon disulfide	25.0	27.8	111	80-120	
Methyl acetate	25.0	23.1	92	70-120	
Methylene Chloride	25.0	25.2	101	80-120	
trans-1,2-Dichloroethene	25.0	26.5	106	80-125	
Methyl tert-butyl ether	25.0	26.6	106	80-120	
1,1-Dichloroethane	25.0	26.0	104	80-120	
Vinyl acetate	25.0	30.9	124	80-200	
2,2-Dichloropropane	25.0	28.1	112	80-120	
cis-1,2-Dichloroethene	25.0	26.1	105	80-125	
2-Butanone (MEK)	125	126	101	60-170	
Chlorobromomethane	25.0	26.7	107	80-130	
Tetrahydrofuran	350	366	105	80-120	
Chloroform	25.0	25.5	102	75-120	
1,1,1-Trichloroethane	25.0	25.7	103	75-120	
Cyclohexane	25.0	26.5	106	80-120	
1,1-Dichloropropene	25.0	27.9	111	80-125	
Carbon tetrachloride	25.0	26.5	106	75-120	
Isobutyl alcohol	1250	1230	98	80-130	
Benzene	25.0	26.0	104	80-125	
1,2-Dichloroethane	25.0	25.8	103	70-120	
Trichloroethene	25.0	25.8	103	75-120	
Methylcyclohexane	25.0	26.8	107	80-120	
1,2-Dichloropropane	25.0	25.1	100	80-125	
Dibromomethane	25.0	26.0	104	75-120	
1,4-Dioxane	1250	1250	100	75-140	
Dichlorobromomethane	25.0	25.6	102	80-120	
2-Chloroethyl vinyl ether	25.0	26.2	105	80-125	
cis-1,3-Dichloropropene	25.0	26.0	104	80-125	
4-Methyl-2-pentanone (MIBK)	125	128	102	80-125	
Toluene	25.0	26.2	105	80-120	
trans-1,3-Dichloropropene	25.0	26.9	108	80-120	

Column to be used to flag recovery and RPD values

FORM III 8260C

FORM III
GC/MS VOA LAB CONTROL SAMPLE RECOVERY

Lab Name: TestAmerica Burlington Job No.: 200-24299-1

SDG No.: 200-24299

Matrix: Water Level: Low Lab File ID: LKOB03.D

Lab ID: LCS 200-77624/3 Client ID:

COMPOUND	SPIKE ADDED (ug/L)	LCS CONCENTRATION (ug/L)	LCS % REC	QC LIMITS REC	#
1,1,2-Trichloroethane	25.0	25.6	102	80-125	
Tetrachloroethene	25.0	26.2	105	80-120	
1,3-Dichloropropane	25.0	24.9	100	80-125	
2-Hexanone	125	130	104	75-150	
Chlorodibromomethane	25.0	25.8	103	80-125	
Ethylene Dibromide	25.0	26.0	104	80-120	
Chlorobenzene	25.0	25.7	103	80-120	
1,1,1,2-Tetrachloroethane	25.0	26.4	106	80-120	
Ethylbenzene	25.0	26.3	105	80-125	
m-Xylene & p-Xylene	50.0	53.2	106	80-125	
o-Xylene	25.0	26.0	104	80-120	
Styrene	25.0	26.0	104	80-120	
Bromoform	25.0	26.1	104	80-120	
Isopropylbenzene	25.0	26.0	104	80-120	
Bromobenzene	25.0	25.7	103	80-125	
1,1,2,2-Tetrachloroethane	25.0	26.3	105	80-125	
1,2,3-Trichloropropane	25.0	25.8	103	80-120	
N-Propylbenzene	25.0	25.9	104	80-120	
2-Chlorotoluene	25.0	26.5	106	80-125	
4-Chlorotoluene	25.0	25.3	101	80-125	
1,3,5-Trimethylbenzene	25.0	26.1	104	80-120	
tert-Butylbenzene	25.0	25.7	103	75-120	
1,2,4-Trimethylbenzene	25.0	25.8	103	80-120	
sec-Butylbenzene	25.0	26.2	105	80-120	
4-Isopropyltoluene	25.0	25.9	103	75-120	
1,3-Dichlorobenzene	25.0	26.1	104	80-125	
1,4-Dichlorobenzene	25.0	26.8	107	80-125	
1,2-Dichlorobenzene	25.0	25.8	103	80-125	
n-Butylbenzene	25.0	25.2	101	80-120	
1,2-Dibromo-3-Chloropropane	25.0	25.0	100	70-120	
1,2,4-Trichlorobenzene	25.0	26.4	106	80-120	
Hexachlorobutadiene	25.0	27.2	109	75-120	
Naphthalene	25.0	27.2	109	80-130	
1,2,3-Trichlorobenzene	25.0	26.5	106	80-120	

Column to be used to flag recovery and RPD values

FORM III 8260C

FORM III
GC/MS VOA MATRIX SPIKE RECOVERY

Lab Name: TestAmerica Burlington Job No.: 200-24299-1

SDG No.: 200-24299

Matrix: Water Level: Low Lab File ID: LKOB20.D

Lab ID: 200-24299-2 MS Client ID: WELL #5 MS

COMPOUND	SPIKE ADDED (ug/L)	SAMPLE CONCENTRATION (ug/L)	MS CONCENTRATION (ug/L)	MS % REC	QC LIMITS REC	#
Dichlorodifluoromethane	25.0	0.20 U	23.0	92	35-125	
Chloromethane	25.0	0.20 U	22.9	92	65-120	
Vinyl chloride	25.0	0.26 U	22.7	91	80-130	
Bromomethane	25.0	0.26 U	27.2	109	60-120	
Chloroethane	25.0	0.26 U	20.2	81	80-130	
Trichlorofluoromethane	25.0	0.26 U	24.8	99	75-120	
1,1-Dichloroethene	25.0	0.20 U	24.4	97	80-120	
1,1,2-Trichloro-1,2,2-trifluoroethane	25.0	0.20 U	25.0	100	70-120	
Acetone	125	2.2 J	105	82	15-200	
Iodomethane	25.0	0.20 U	18.0	72	45-150	
Carbon disulfide	25.0	0.20 U	25.0	100	80-120	
Methyl acetate	25.0	0.51 U	20.7	83	70-120	
Methylene Chloride	25.0	0.20 U	23.4	94	80-120	
trans-1,2-Dichloroethene	25.0	0.20 U	24.8	99	80-125	
Methyl tert-butyl ether	25.0	0.20 U	25.3	101	80-120	
1,1-Dichloroethane	25.0	0.20 U	24.9	100	80-120	
Vinyl acetate	25.0	0.31 U	28.5	114	80-200	
2,2-Dichloropropane	25.0	0.20 U	22.4	90	80-120	
cis-1,2-Dichloroethene	25.0	0.20 U	24.8	99	80-125	
2-Butanone (MEK)	125	1.0 U	112	89	60-170	
Chlorobromomethane	25.0	0.20 U	25.3	101	80-130	
Tetrahydrofuran	350	2.8 U	347	99	80-120	
Chloroform	25.0	0.20 U	24.7	99	75-120	
1,1,1-Trichloroethane	25.0	0.20 U	24.3	97	75-120	
Cyclohexane	25.0	0.20 U	24.8	99	80-120	
1,1-Dichloropropene	25.0	0.20 U	26.2	105	80-125	
Carbon tetrachloride	25.0	0.20 U	25.3	101	75-120	
Isobutyl alcohol	1250	10 U	1240	99	80-130	
Benzene	25.0	0.20 U	24.7	99	80-125	
1,2-Dichloroethane	25.0	0.51 U	24.6	99	70-120	
Trichloroethene	25.0	0.20 U	24.3	97	75-120	
Methylcyclohexane	25.0	0.20 U	24.9	100	80-120	
1,2-Dichloropropane	25.0	0.31 U	23.9	96	80-125	
Dibromomethane	25.0	0.26 U	24.3	97	75-120	
1,4-Dioxane	1250	10 U	1270	102	75-140	
Dichlorobromomethane	25.0	0.20 U	24.3	97	80-120	
2-Chloroethyl vinyl ether	25.0	0.51 U	0.51 U	0	80-125	J
cis-1,3-Dichloropropene	25.0	0.26 U	24.0	96	80-125	
4-Methyl-2-pentanone (MIBK)	125	1.0 U	118	94	80-125	
Toluene	25.0	0.20 U	24.5	98	80-120	
trans-1,3-Dichloropropene	25.0	0.20 U	24.4	97	80-120	

Column to be used to flag recovery and RPD values

FORM III 8260C

FORM III
GC/MS VOA MATRIX SPIKE RECOVERY

Lab Name: TestAmerica Burlington Job No.: 200-24299-1

SDG No.: 200-24299

Matrix: Water Level: Low Lab File ID: LKOB20.D

Lab ID: 200-24299-2 MS Client ID: WELL #5 MS

COMPOUND	SPIKE ADDED (ug/L)	SAMPLE CONCENTRATION (ug/L)	MS CONCENTRATION (ug/L)	MS % REC	QC LIMITS REC	#
1,1,2-Trichloroethane	25.0	0.20 U	24.2	97	80-125	
Tetrachloroethene	25.0	0.20 U	24.6	99	80-120	
1,3-Dichloropropane	25.0	0.20 U	23.3	93	80-125	
2-Hexanone	125	1.0 U	116	93	75-150	
Chlorodibromomethane	25.0	0.20 U	24.7	99	80-125	
Ethylene Dibromide	25.0	0.20 U	24.6	98	80-120	
Chlorobenzene	25.0	0.20 U	24.7	99	80-120	
1,1,1,2-Tetrachloroethane	25.0	0.20 U	25.2	101	80-120	
Ethylbenzene	25.0	0.20 U	24.8	99	80-125	
m-Xylene & p-Xylene	50.0	0.40 U	49.7	99	80-125	
o-Xylene	25.0	0.20 U	24.6	98	80-120	
Styrene	25.0	0.20 U	24.5	98	80-120	
Bromoform	25.0	0.20 U	24.5	98	80-120	
Isopropylbenzene	25.0	0.20 U	24.8	99	80-120	
Bromobenzene	25.0	0.20 U	24.5	98	80-125	
1,1,2,2-Tetrachloroethane	25.0	0.31 U	24.9	99	80-125	
1,2,3-Trichloropropane	25.0	0.20 U	24.3	97	80-120	
N-Propylbenzene	25.0	0.20 U	24.4	97	80-120	
2-Chlorotoluene	25.0	0.20 U	25.3	101	80-125	
4-Chlorotoluene	25.0	0.20 U	25.0	100	80-125	
1,3,5-Trimethylbenzene	25.0	0.20 U	24.9	99	80-120	
tert-Butylbenzene	25.0	0.20 U	24.5	98	75-120	
1,2,4-Trimethylbenzene	25.0	0.20 U	24.5	98	80-120	
sec-Butylbenzene	25.0	0.20 U	24.7	99	80-120	
4-Isopropyltoluene	25.0	0.20 U	24.2	97	75-120	
1,3-Dichlorobenzene	25.0	0.20 U	25.0	100	80-125	
1,4-Dichlorobenzene	25.0	0.20 U	24.9	99	80-125	
1,2-Dichlorobenzene	25.0	0.20 U	24.7	99	80-125	
n-Butylbenzene	25.0	0.20 U	23.1	92	80-120	
1,2-Dibromo-3-Chloropropane	25.0	0.20 U	23.5	94	70-120	
1,2,4-Trichlorobenzene	25.0	0.20 U	24.1	96	80-120	
Hexachlorobutadiene	25.0	0.20 U	23.2	93	75-120	
Naphthalene	25.0	0.20 U	25.6	102	80-130	
1,2,3-Trichlorobenzene	25.0	0.20 U	24.3	97	80-120	

Column to be used to flag recovery and RPD values

FORM III 8260C

FORM III
GC/MS VOA MATRIX SPIKE DUPLICATE RECOVERY

Lab Name: TestAmerica Burlington Job No.: 200-24299-1

SDG No.: 200-24299

Matrix: Water Level: Low Lab File ID: LKOB21.D

Lab ID: 200-24299-2 MSD Client ID: WELL #5 MSD

COMPOUND	SPIKE ADDED (ug/L)	MSD CONCENTRATION (ug/L)	MSD % REC	% RPD	QC LIMITS RPD	QC LIMITS REC	#
Dichlorodifluoromethane	25.0	22.8	91	1	30	35-125	
Chloromethane	25.0	23.3	93	2	30	65-120	
Vinyl chloride	25.0	22.8	91	1	30	80-130	
Bromomethane	25.0	27.3	109	0	30	60-120	
Chloroethane	25.0	20.6	83	2	30	80-130	
Trichlorofluoromethane	25.0	24.7	99	1	30	75-120	
1,1-Dichloroethene	25.0	24.5	98	1	30	80-120	
1,1,2-Trichloro-1,2,2-trifluoroethane	25.0	24.8	99	1	30	70-120	
Acetone	125	106	83	2	30	15-200	
Iodomethane	25.0	22.0	88	20	30	45-150	
Carbon disulfide	25.0	25.4	101	1	30	80-120	
Methyl acetate	25.0	20.1	80	3	30	70-120	
Methylene Chloride	25.0	23.5	94	0	30	80-120	
trans-1,2-Dichloroethene	25.0	25.3	101	2	30	80-125	
Methyl tert-butyl ether	25.0	25.3	101	0	30	80-120	
1,1-Dichloroethane	25.0	24.8	99	0	30	80-120	
Vinyl acetate	25.0	27.8	111	3	30	80-200	
2,2-Dichloropropane	25.0	22.0	88	2	30	80-120	
cis-1,2-Dichloroethene	25.0	24.8	99	0	30	80-125	
2-Butanone (MEK)	125	117	94	5	30	60-170	
Chlorobromomethane	25.0	25.3	101	0	30	80-130	
Tetrahydrofuran	350	347	99	0	30	80-120	
Chloroform	25.0	24.4	98	1	30	75-120	
1,1,1-Trichloroethane	25.0	24.3	97	0	30	75-120	
Cyclohexane	25.0	24.7	99	0	30	80-120	
1,1-Dichloropropene	25.0	25.9	104	1	30	80-125	
Carbon tetrachloride	25.0	25.3	101	0	30	75-120	
Isobutyl alcohol	1250	1290	103	4	30	80-130	
Benzene	25.0	24.6	98	0	30	80-125	
1,2-Dichloroethane	25.0	24.4	98	1	30	70-120	
Trichloroethene	25.0	24.2	97	0	30	75-120	
Methylcyclohexane	25.0	24.8	99	0	30	80-120	
1,2-Dichloropropane	25.0	23.9	95	0	30	80-125	
Dibromomethane	25.0	24.6	98	1	30	75-120	
1,4-Dioxane	1250	1380	110	8	30	75-140	
Dichlorobromomethane	25.0	24.3	97	0	30	80-120	
2-Chloroethyl vinyl ether	25.0	0.51 U	0	NC	30	80-125	J
cis-1,3-Dichloropropene	25.0	23.6	94	1	30	80-125	
4-Methyl-2-pentanone (MIBK)	125	115	92	2	30	80-125	
Toluene	25.0	24.4	98	0	30	80-120	
trans-1,3-Dichloropropene	25.0	24.0	96	2	30	80-120	

Column to be used to flag recovery and RPD values

FORM III 8260C

FORM III
GC/MS VOA MATRIX SPIKE DUPLICATE RECOVERY

Lab Name: TestAmerica Burlington Job No.: 200-24299-1

SDG No.: 200-24299

Matrix: Water Level: Low Lab File ID: LKOB21.D

Lab ID: 200-24299-2 MSD Client ID: WELL #5 MSD

COMPOUND	SPIKE ADDED (ug/L)	MSD CONCENTRATION (ug/L)	MSD % REC	% RPD	QC LIMITS RPD	QC LIMITS REC	#
1,1,2-Trichloroethane	25.0	23.9	96	1	30	80-125	
Tetrachloroethene	25.0	24.5	98	1	30	80-120	
1,3-Dichloropropane	25.0	23.3	93	0	30	80-125	
2-Hexanone	125	118	95	2	30	75-150	
Chlorodibromomethane	25.0	24.5	98	1	30	80-125	
Ethylene Dibromide	25.0	24.5	98	0	30	80-120	
Chlorobenzene	25.0	24.3	97	1	30	80-120	
1,1,1,2-Tetrachloroethane	25.0	24.7	99	2	30	80-120	
Ethylbenzene	25.0	24.5	98	1	30	80-125	
m-Xylene & p-Xylene	50.0	48.8	98	2	30	80-125	
o-Xylene	25.0	24.6	98	0	30	80-120	
Styrene	25.0	24.3	97	1	30	80-120	
Bromoform	25.0	24.0	96	2	30	80-120	
Isopropylbenzene	25.0	24.6	98	1	30	80-120	
Bromobenzene	25.0	24.4	98	1	30	80-125	
1,1,2,2-Tetrachloroethane	25.0	24.5	98	2	30	80-125	
1,2,3-Trichloropropane	25.0	23.7	95	2	30	80-120	
N-Propylbenzene	25.0	24.4	97	0	30	80-120	
2-Chlorotoluene	25.0	25.1	100	1	30	80-125	
4-Chlorotoluene	25.0	24.6	99	1	30	80-125	
1,3,5-Trimethylbenzene	25.0	24.4	98	2	30	80-120	
tert-Butylbenzene	25.0	24.1	96	2	30	75-120	
1,2,4-Trimethylbenzene	25.0	24.0	96	2	30	80-120	
sec-Butylbenzene	25.0	24.2	97	2	30	80-120	
4-Isopropyltoluene	25.0	23.6	94	2	30	75-120	
1,3-Dichlorobenzene	25.0	24.6	98	2	30	80-125	
1,4-Dichlorobenzene	25.0	24.5	98	2	30	80-125	
1,2-Dichlorobenzene	25.0	24.4	98	1	30	80-125	
n-Butylbenzene	25.0	22.3	89	3	30	80-120	
1,2-Dibromo-3-Chloropropane	25.0	22.8	91	3	30	70-120	
1,2,4-Trichlorobenzene	25.0	23.9	96	1	30	80-120	
Hexachlorobutadiene	25.0	23.4	94	1	30	75-120	
Naphthalene	25.0	25.1	100	2	30	80-130	
1,2,3-Trichlorobenzene	25.0	23.6	94	3	30	80-120	

Column to be used to flag recovery and RPD values

FORM III 8260C

FORM IV
GC/MS VOA METHOD BLANK SUMMARY

Lab Name: TestAmerica Burlington Job No.: 200-24299-1

SDG No.: 200-24299

Lab File ID: LKOB05.D Lab Sample ID: MB 200-77624/5

Matrix: Water Heated Purge:(Y/N) N

Instrument ID: CHL.i Date Analyzed: 09/23/2014 11:12

GC Column: DB-624 ID: 0.53(mm)

THIS METHOD BLANK APPLIES TO THE FOLLOWING SAMPLES:

CLIENT SAMPLE ID	LAB SAMPLE ID	LAB FILE ID	DATE ANALYZED
	LCS 200-77624/3	LKOB03.D	09/23/2014 10:06
TRIP BLANK	200-24299-10	LKOB09.D	09/23/2014 13:22
FIELD BLANK	200-24299-11	LKOB10.D	09/23/2014 13:55
PURGE WATER 9-19-14	200-24299-1	LKOB11.D	09/23/2014 14:28
WELL #5	200-24299-2	LKOB12.D	09/23/2014 15:00
WELL #2	200-24299-3	LKOB13.D	09/23/2014 15:33
WELL #1	200-24299-4	LKOB14.D	09/23/2014 16:06
WELL #3	200-24299-7	LKOB15.D	09/23/2014 16:39
WELL #4	200-24299-8	LKOB16.D	09/23/2014 17:12
DUP-9-18-14	200-24299-9	LKOB17.D	09/23/2014 17:44
WELL #5 MS	200-24299-2 MS	LKOB20.D	09/23/2014 19:22
WELL #5 MSD	200-24299-2 MSD	LKOB21.D	09/23/2014 19:55

FORM V
GC/MS VOA INSTRUMENT PERFORMANCE CHECK
BROMOFLUOROBENZENE (BFB)

Lab Name: TestAmerica Burlington Job No.: 200-24299-1

SDG No.: 200-24299

Lab File ID: LKO01.D BFB Injection Date: 09/17/2014

Instrument ID: CHL.i BFB Injection Time: 12:14

Analysis Batch No.: 77379

M/E	ION ABUNDANCE CRITERIA	% RELATIVE ABUNDANCE	
50	15.0 - 40.0 % of mass 95	20.2	
75	30.0 - 60.0 % of mass 95	45.0	
95	Base Peak, 100% relative abundance	100.0	
96	5.0 - 9.0 % of mass 95	6.7	
173	Less than 2.0 % of mass 174	0.1	(0.2)1
174	50.0 - 120.00 % of mass 95	73.4	
175	5.0 - 9.0 % of mass 174	4.9	(6.6)1
176	95.0 - 101.0 % of mass 174	71.0	(96.8)1
177	5.0 - 9.0 % of mass 176	4.7	(6.6)2

1-Value is % mass 174 2-Value is % mass 176

THIS CHECK APPLIES TO THE FOLLOWING SAMPLES, MS, MSD, BLANKS AND STANDARDS:

CLIENT SAMPLE ID	LAB SAMPLE ID	LAB FILE ID	DATE ANALYZED	TIME ANALYZED
	IC 200-77379/3	LKO03.D	09/17/2014	13:02
	IC 200-77379/4	LKO04.D	09/17/2014	13:35
	IC 200-77379/5	LKO05.D	09/17/2014	14:08
	IC 200-77379/6	LKO06.D	09/17/2014	14:41
	ICIS 200-77379/7	LKO07.D	09/17/2014	15:14
	IC 200-77379/8	LKO08.D	09/17/2014	15:47
	IC 200-77379/9	LKO09.D	09/17/2014	16:20
	ICV 200-77379/13	LKO12.D	09/17/2014	17:58

FORM V
GC/MS VOA INSTRUMENT PERFORMANCE CHECK
BROMOFLUOROBENZENE (BFB)

Lab Name: TestAmerica Burlington Job No.: 200-24299-1

SDG No.: 200-24299

Lab File ID: LKOB01.D BFB Injection Date: 09/23/2014

Instrument ID: CHL.i BFB Injection Time: 09:08

Analysis Batch No.: 77624

M/E	ION ABUNDANCE CRITERIA	% RELATIVE ABUNDANCE	
50	15.0 - 40.0 % of mass 95	19.7	
75	30.0 - 60.0 % of mass 95	43.3	
95	Base Peak, 100% relative abundance	100.0	
96	5.0 - 9.0 % of mass 95	6.3	
173	Less than 2.0 % of mass 174	0.1	(0.2)1
174	50.0 - 120.00 % of mass 95	75.5	
175	5.0 - 9.0 % of mass 174	5.2	(6.8)1
176	95.0 - 101.0 % of mass 174	73.5	(97.3)1
177	5.0 - 9.0 % of mass 176	4.8	(6.5)2

1-Value is % mass 174 2-Value is % mass 176

THIS CHECK APPLIES TO THE FOLLOWING SAMPLES, MS, MSD, BLANKS AND STANDARDS:

CLIENT SAMPLE ID	LAB SAMPLE ID	LAB FILE ID	DATE ANALYZED	TIME ANALYZED
	CCVIS 200-77624/2	LKOB02.D	09/23/2014	09:34
	LCS 200-77624/3	LKOB03.D	09/23/2014	10:06
	MB 200-77624/5	LKOB05.D	09/23/2014	11:12
TRIP BLANK	200-24299-10	LKOB09.D	09/23/2014	13:22
FIELD BLANK	200-24299-11	LKOB10.D	09/23/2014	13:55
PURGE WATER 9-19-14	200-24299-1	LKOB11.D	09/23/2014	14:28
WELL #5	200-24299-2	LKOB12.D	09/23/2014	15:00
WELL #2	200-24299-3	LKOB13.D	09/23/2014	15:33
WELL #1	200-24299-4	LKOB14.D	09/23/2014	16:06
WELL #3	200-24299-7	LKOB15.D	09/23/2014	16:39
WELL #4	200-24299-8	LKOB16.D	09/23/2014	17:12
DUP-9-18-14	200-24299-9	LKOB17.D	09/23/2014	17:44
WELL #5 MS	200-24299-2 MS	LKOB20.D	09/23/2014	19:22
WELL #5 MSD	200-24299-2 MSD	LKOB21.D	09/23/2014	19:55

FORM VIII
GC/MS VOA INTERNAL STANDARD AREA AND RETENTION TIME SUMMARY

Lab Name: TestAmerica Burlington Job No.: 200-24299-1

SDG No.: 200-24299

Sample No.: ICIS 200-77379/7 Date Analyzed: 09/17/2014 15:14

Instrument ID: CHL.i GC Column: DB-624 ID: 0.53(mm)

Lab File ID (Standard): LKO07.D Heated Purge: (Y/N) N

Calibration ID: 27982

		FB		CBZ		DCB	
		AREA #	RT #	AREA #	RT #	AREA #	RT #
INITIAL CALIBRATION MID-POINT		2689886	9.93	1929114	15.67	1076943	20.02
UPPER LIMIT		5379772	10.43	3858228	16.17	2153886	20.52
LOWER LIMIT		1344943	9.43	964557	15.17	538472	19.52
LAB SAMPLE ID	CLIENT SAMPLE ID						
ICV 200-77379/13		2697655	9.93	1909622	15.67	1073825	20.02

FB = Fluorobenzene
CBZ = Chlorobenzene-d5
DCB = 1,4-Dichlorobenzene-d4

Area Limit = 50%-200% of internal standard area
RT Limit = ± 0.5 minutes of internal standard RT

Column used to flag values outside QC limits

FORM VIII 8260C

FORM VIII
GC/MS VOA INTERNAL STANDARD AREA AND RETENTION TIME SUMMARY

Lab Name: TestAmerica Burlington Job No.: 200-24299-1

SDG No.: 200-24299

Sample No.: CCVIS 200-77624/2 Date Analyzed: 09/23/2014 09:34

Instrument ID: CHL.i GC Column: DB-624 ID: 0.53(mm)

Lab File ID (Standard): LKOB02.D Heated Purge: (Y/N) N

Calibration ID: 27982

		FB		CBZ		DCB	
		AREA #	RT #	AREA #	RT #	AREA #	RT #
12/24 HOUR STD		2988122	9.92	2165666	15.66	1216518	20.01
UPPER LIMIT		5976244	10.42	4331332	16.16	2433036	20.51
LOWER LIMIT		1494061	9.42	1082833	15.16	608259	19.51
LAB SAMPLE ID	CLIENT SAMPLE ID						
LCS 200-77624/3		2832760	9.91	2028912	15.65	1143052	20.00
MB 200-77624/5		3013865	9.92	2166502	15.66	1171995	20.01
200-24299-10	TRIP BLANK	2986043	9.93	2133918	15.66	1167151	20.00
200-24299-11	FIELD BLANK	3045916	9.93	2199480	15.67	1207140	20.02
200-24299-1	PURGE WATER 9-19-14	2973809	9.93	2127124	15.67	1183378	20.02
200-24299-2	WELL #5	2975308	9.92	2152413	15.66	1181733	20.01
200-24299-3	WELL #2	3001632	9.92	2136662	15.66	1171905	20.01
200-24299-4	WELL #1	3013727	9.92	2200068	15.66	1210431	20.01
200-24299-7	WELL #3	3004064	9.92	2182065	15.66	1198930	20.01
200-24299-8	WELL #4	2978778	9.92	2174712	15.67	1186981	20.01
200-24299-9	DUP-9-18-14	2943665	9.92	2104718	15.66	1157544	20.01
200-24299-2 MS	WELL #5 MS	3034039	9.94	2184833	15.68	1220199	20.02
200-24299-2 MSD	WELL #5 MSD	3008497	9.92	2175053	15.66	1213337	20.01

FB = Fluorobenzene
CBZ = Chlorobenzene-d5
DCB = 1,4-Dichlorobenzene-d4

Area Limit = 50%-200% of internal standard area
RT Limit = ± 0.5 minutes of internal standard RT

Column used to flag values outside QC limits

FORM VIII 8260C

FORM I
GC/MS VOA ORGANICS ANALYSIS DATA SHEET

Lab Name: TestAmerica Burlington Job No.: 200-24299-1

SDG No.: 200-24299

Client Sample ID: PURGE WATER 9-19-14 Lab Sample ID: 200-24299-1

Matrix: Water Lab File ID: LKOB11.D

Analysis Method: 8260C Date Collected: 09/19/2014 11:45

Sample wt/vol: 5(mL) Date Analyzed: 09/23/2014 14:28

Soil Aliquot Vol: Dilution Factor: 1

Soil Extract Vol.: GC Column: DB-624 ID: 0.53(mm)

% Moisture: Level: (low/med) Low

Analysis Batch No.: 77624 Units: ug/L

CAS NO.	COMPOUND NAME	RESULT	Q	LOQ	LOD	DL
75-71-8	Dichlorodifluoromethane	0.20	U	1.0	0.20	0.19
74-87-3	Chloromethane	0.20	U	1.0	0.20	0.19
75-01-4	Vinyl chloride	0.26	U	1.0	0.26	0.23
74-83-9	Bromomethane	0.26	U Q	1.0	0.26	0.22
75-00-3	Chloroethane	0.26	U	1.0	0.26	0.20
75-69-4	Trichlorofluoromethane	0.26	U	1.0	0.26	0.20
75-35-4	1,1-Dichloroethene	0.20	U	1.0	0.20	0.12
76-13-1	1,1,2-Trichloro-1,2,2-trifl uoroethane	0.20	U	1.0	0.20	0.11
67-64-1	Acetone	110		5.0	1.0	0.68
74-88-4	Iodomethane	0.20	U	1.0	0.20	0.17
75-15-0	Carbon disulfide	0.20	U	1.0	0.20	0.16
79-20-9	Methyl acetate	0.51	U	1.0	0.51	0.21
75-09-2	Methylene Chloride	0.20	U	1.0	0.20	0.15
156-60-5	trans-1,2-Dichloroethene	0.20	U	1.0	0.20	0.14
540-59-0	1,2-Dichloroethene, Total	0.40	U	1.0	0.40	0.26
1634-04-4	Methyl tert-butyl ether	0.20	U	1.0	0.20	0.090
75-34-3	1,1-Dichloroethane	0.20	U	1.0	0.20	0.10
108-05-4	Vinyl acetate	0.31	U	1.0	0.31	0.13
594-20-7	2,2-Dichloropropane	0.20	U	1.0	0.20	0.10
156-59-2	cis-1,2-Dichloroethene	0.21	J	1.0	0.20	0.14
78-93-3	2-Butanone (MEK)	1.0	U	5.0	1.0	0.81
74-97-5	Chlorobromomethane	0.20	U	1.0	0.20	0.15
109-99-9	Tetrahydrofuran	2.8	U	14	2.8	1.6
67-66-3	Chloroform	1.7		1.0	0.20	0.11
71-55-6	1,1,1-Trichloroethane	0.20	U	1.0	0.20	0.070
110-82-7	Cyclohexane	0.20	U	1.0	0.20	0.10
563-58-6	1,1-Dichloropropene	0.20	U	1.0	0.20	0.080
56-23-5	Carbon tetrachloride	0.20	U	1.0	0.20	0.080
78-83-1	Isobutyl alcohol	10	U	50	10	7.2
71-43-2	Benzene	0.20	U	1.0	0.20	0.080
107-06-2	1,2-Dichloroethane	0.51	U	1.0	0.51	0.16
79-01-6	Trichloroethene	0.17	J	1.0	0.20	0.13
108-87-2	Methylcyclohexane	0.20	U	1.0	0.20	0.070
78-87-5	1,2-Dichloropropane	0.31	U	1.0	0.31	0.12
74-95-3	Dibromomethane	0.26	U	1.0	0.26	0.22

FORM I
GC/MS VOA ORGANICS ANALYSIS DATA SHEET

Lab Name: TestAmerica Burlington Job No.: 200-24299-1

SDG No.: 200-24299

Client Sample ID: PURGE WATER 9-19-14 Lab Sample ID: 200-24299-1

Matrix: Water Lab File ID: LKOB11.D

Analysis Method: 8260C Date Collected: 09/19/2014 11:45

Sample wt/vol: 5(mL) Date Analyzed: 09/23/2014 14:28

Soil Aliquot Vol: Dilution Factor: 1

Soil Extract Vol.: GC Column: DB-624 ID: 0.53(mm)

% Moisture: Level: (low/med) Low

Analysis Batch No.: 77624 Units: ug/L

CAS NO.	COMPOUND NAME	RESULT	Q	LOQ	LOD	DL
123-91-1	1,4-Dioxane	10	U	50	10	5.2
75-27-4	Dichlorobromomethane	0.20	U	1.0	0.20	0.090
110-75-8	2-Chloroethyl vinyl ether	0.51	U	1.0	0.51	0.16
10061-01-5	cis-1,3-Dichloropropene	0.26	U	1.0	0.26	0.14
108-10-1	4-Methyl-2-pentanone (MIBK)	1.0	U	5.0	1.0	0.65
108-88-3	Toluene	0.20	U	1.0	0.20	0.090
10061-02-6	trans-1,3-Dichloropropene	0.20	U	1.0	0.20	0.19
79-00-5	1,1,2-Trichloroethane	0.20	U	1.0	0.20	0.12
127-18-4	Tetrachloroethene	0.20	U	1.0	0.20	0.11
142-28-9	1,3-Dichloropropane	0.20	U	1.0	0.20	0.10
591-78-6	2-Hexanone	1.0	U	5.0	1.0	0.72
124-48-1	Chlorodibromomethane	0.20	U	1.0	0.20	0.10
106-93-4	Ethylene Dibromide	0.20	U	1.0	0.20	0.14
108-90-7	Chlorobenzene	0.20	U	1.0	0.20	0.090
630-20-6	1,1,1,2-Tetrachloroethane	0.20	U	1.0	0.20	0.10
100-41-4	Ethylbenzene	0.20	U	1.0	0.20	0.090
179601-23-1	m-Xylene & p-Xylene	0.40	U	1.0	0.40	0.18
95-47-6	o-Xylene	0.20	U	1.0	0.20	0.080
1330-20-7	Xylenes, Total	0.60	U	1.0	0.60	0.26
100-42-5	Styrene	0.20	U	1.0	0.20	0.10
75-25-2	Bromoform	0.20	U	1.0	0.20	0.060
98-82-8	Isopropylbenzene	0.20	U	1.0	0.20	0.070
108-86-1	Bromobenzene	0.20	U	1.0	0.20	0.13
79-34-5	1,1,2,2-Tetrachloroethane	0.31	U	1.0	0.31	0.10
96-18-4	1,2,3-Trichloropropane	0.20	U	1.0	0.20	0.11
103-65-1	N-Propylbenzene	0.20	U	1.0	0.20	0.10
95-49-8	2-Chlorotoluene	0.20	U	1.0	0.20	0.10
106-43-4	4-Chlorotoluene	0.20	U	1.0	0.20	0.12
108-67-8	1,3,5-Trimethylbenzene	0.20	U	1.0	0.20	0.080
98-06-6	tert-Butylbenzene	0.20	U	1.0	0.20	0.060
95-63-6	1,2,4-Trimethylbenzene	0.20	U	1.0	0.20	0.090
135-98-8	sec-Butylbenzene	0.20	U	1.0	0.20	0.080
99-87-6	4-Isopropyltoluene	0.20	U	1.0	0.20	0.090
541-73-1	1,3-Dichlorobenzene	0.20	U	1.0	0.20	0.11
106-46-7	1,4-Dichlorobenzene	0.20	U	1.0	0.20	0.16
95-50-1	1,2-Dichlorobenzene	0.20	U	1.0	0.20	0.13

FORM I
GC/MS VOA ORGANICS ANALYSIS DATA SHEET

Lab Name: TestAmerica Burlington Job No.: 200-24299-1

SDG No.: 200-24299

Client Sample ID: PURGE WATER 9-19-14 Lab Sample ID: 200-24299-1

Matrix: Water Lab File ID: LKOB11.D

Analysis Method: 8260C Date Collected: 09/19/2014 11:45

Sample wt/vol: 5(mL) Date Analyzed: 09/23/2014 14:28

Soil Aliquot Vol: Dilution Factor: 1

Soil Extract Vol.: GC Column: DB-624 ID: 0.53(mm)

% Moisture: Level: (low/med) Low

Analysis Batch No.: 77624 Units: ug/L

CAS NO.	COMPOUND NAME	RESULT	Q	LOQ	LOD	DL
104-51-8	n-Butylbenzene	0.20	U	1.0	0.20	0.080
96-12-8	1,2-Dibromo-3-Chloropropane	0.20	U	1.0	0.20	0.19
120-82-1	1,2,4-Trichlorobenzene	0.20	U	1.0	0.20	0.10
87-68-3	Hexachlorobutadiene	0.20	U	1.0	0.20	0.16
91-20-3	Naphthalene	0.20	U	1.0	0.20	0.18
87-61-6	1,2,3-Trichlorobenzene	0.20	U	1.0	0.20	0.15

CAS NO.	SURROGATE	%REC	Q	LIMITS
17060-07-0	1,2-Dichloroethane-d4 (Surr)	98		80-120
2037-26-5	Toluene-d8 (Surr)	99		80-120
460-00-4	4-Bromofluorobenzene	98		80-125
2199-69-1	1,2-Dichlorobenzene-d4	97		75-120

TestAmerica Burlington
Target Compound Quantitation Report

Data File: \\BTV-LIMS1\ChromData\CHL.i\20140923-9607.b\LKOB11.D
Lims ID: 200-24299-B-1 Lab Sample ID: 200-24299-1
Client ID: PURGE WATER 9-19-14
Sample Type: Client
Inject. Date: 23-Sep-2014 14:28:30 ALS Bottle#: 10 Worklist Smp#: 11
Purge Vol: 5.000 mL Dil. Factor: 1.0000
Sample Info: 200-0009607-011
Misc. Info.: 1,5
Operator ID: NEA Instrument ID: CHL.i

Method: \\BTV-LIMS1\ChromData\CHL.i\20140923-9607.b\8260_L_W.m
Limit Group: VM_8260C_Limits
Last Update: 24-Sep-2014 11:07:14 Calib Date: 17-Sep-2014 16:20:30
Integrator: RTE ID Type: Deconvolution ID
Quant Method: Internal Standard Quant By: Initial Calibration
Last ICal File: \\BTV-LIMS1\ChromData\CHL.i\20140917-9513.b\LKO09.D

Column 1 : DB-624 (0.53 mm) Det: MS SCAN
Process Host: XAWRK021

First Level Reviewer: archern Date: 23-Sep-2014 15:14:17

Compound	Sig	RT (min.)	Adj RT (min.)	Dlt RT (min.)	Q	Response	OnCol Amt ug/l	Flags
5 Bromomethane	94	3.574	3.538	0.036	52	3269	0.1460	7
14 Acetone	43	5.056	5.060	-0.004	86	760613	114.2	
16 Carbon disulfide	76	5.343	5.327	0.016	93	8490	0.1034	7
19 Methylene Chloride	84	5.787	5.771	0.016	14	2645	0.0769	7
S 24 1,2-Dichloroethene, Total	96				0		0.2147	
31 cis-1,2-Dichloroethene	96	7.961	7.945	0.016	88	8160	0.2147	
32 2-Butanone (MEK)	72	7.991	7.975	0.016	76	1137	0.4588	
37 Chloroform	83	8.495	8.489	0.006	97	117426	1.69	
$ 42 1,2-Dichloroethane-d4 (Sur	65	9.335	9.329	0.006	32	736867	24.4	
* 47 Fluorobenzene	96	9.927	9.921	0.006	98	2973809	25.0	
48 Trichloroethene	95	10.570	10.574	-0.004	91	7541	0.1656	
57 4-Methyl-2-pentanone (MIBK	43	12.536	12.530	0.006	43	6718	0.1644	7
$ 58 Toluene-d8 (Surr)	98	12.753	12.747	0.006	97	2416421	24.7	
59 Toluene	92	12.872	12.866	0.006	95	4491	0.0658	7
66 Chlorodibromomethane	129	14.413	14.408	0.005	1	726	0.0119	7
* 68 Chlorobenzene-d5	117	15.668	15.662	0.006	90	2127124	25.0	
75 Styrene	104	17.240	17.234	0.006	12	1167	0.0147	7
$ 79 4-Bromofluorobenzene	95	18.317	18.311	0.006	85	1611600	24.5	
88 1,2,4-Trimethylbenzene	105	19.591	19.585	0.006	88	2621	0.0285	7
* 92 1,4-Dichlorobenzene-d4	152	20.016	20.010	0.006	97	1183378	25.0	
$ 94 1,2-Dichlorobenzene-d4	152	20.441	20.435	0.006	87	1032791	24.3	
98 1,2,4-Trichlorobenzene	180	22.081	22.075	0.006	79	1422	0.0335	7
100 Naphthalene	128	22.338	22.322	0.016	94	4529	0.0660	7
101 1,2,3-Trichlorobenzene	180	22.575	22.579	-0.004	1	1313	0.0353	7

QC Flag Legend

Processing Flags
7 - Failed Limit of Detection

Reagents:

VM8260SUW_00070	Amount Added:	2.50	Units: uL	
VM8260ISw_00072	Amount Added:	2.50	Units: uL	Run Reagent

Report Date: 24-Sep-2014 11:07:32 Chrom Revision: 2.2 18-Aug-2014 12:17:36

TestAmerica Burlington

Data File: \\BTV-LIMS1\ChromData\CHL.i\20140923-9607.b\LKOB11.D

Injection Date:	23-Sep-2014 14:28:30	Instrument ID:	CHL.i	Operator ID:	NEA
Lims ID:	200-24299-B-1	Lab Sample ID:	200-24299-1	Worklist Smp#:	11
Client ID:	PURGE WATER 9-19-14				
Purge Vol:	5.000 mL	Dil. Factor:	1.0000	ALS Bottle#:	10
Method:	8260_L_W	Limit Group:	VM_8260C_Limits		

Column: DB-624 (0.53 mm)

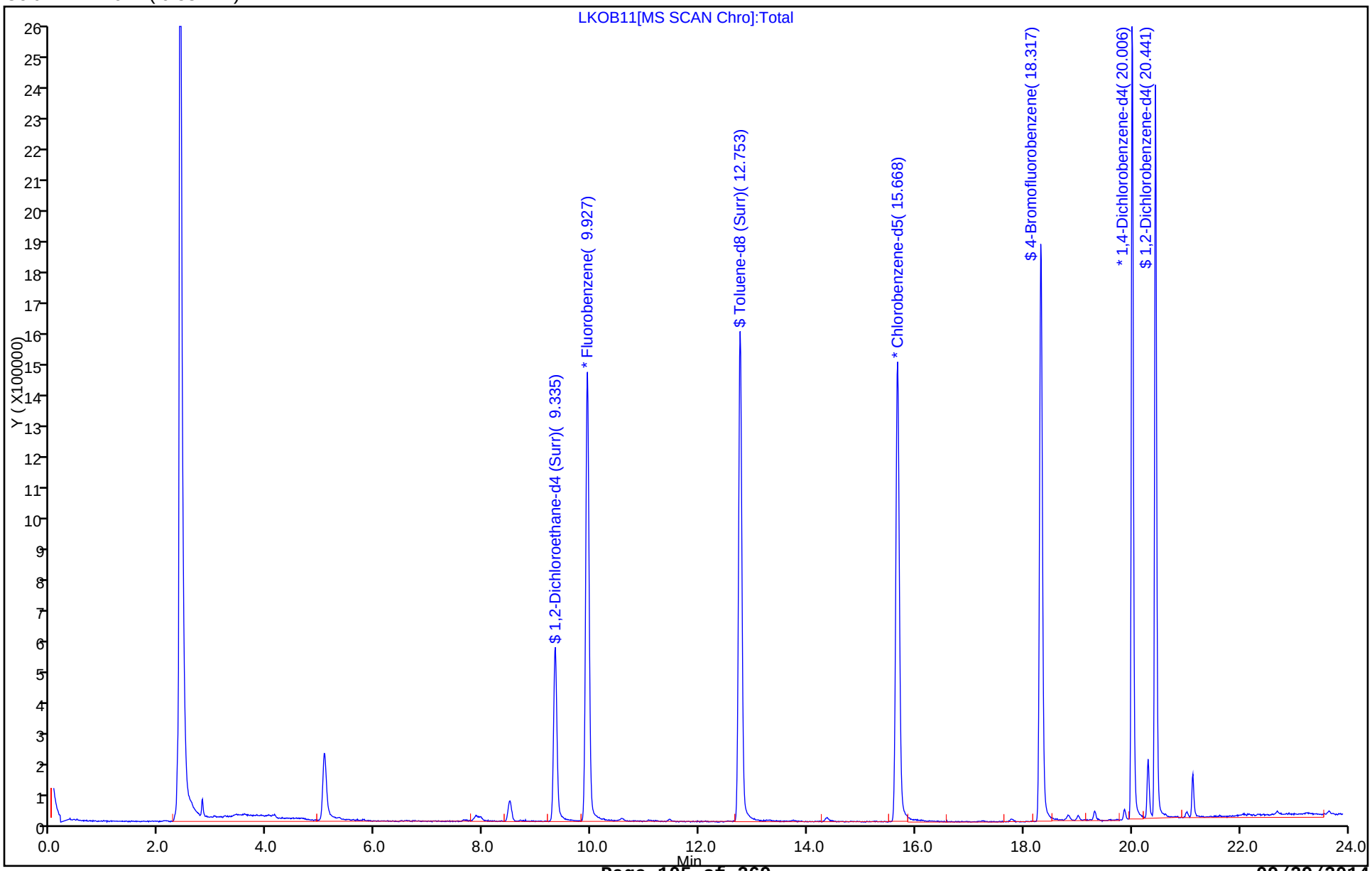

Report Date: 24-Sep-2014 11:07:32 Chrom Revision: 2.2 18-Aug-2014 12:17:36

TestAmerica Burlington

Data File: \\BTV-LIMS1\ChromData\CHL.i\20140923-9607.b\LKOB11.D

Injection Date:	23-Sep-2014 14:28:30	Instrument ID:	CHL.i		
Lims ID:	200-24299-B-1	Lab Sample ID:	200-24299-1		
Client ID:	PURGE WATER 9-19-14				
Operator ID:	NEA	ALS Bottle#:	10	Worklist Smp#:	11
Purge Vol:	5.000 mL	Dil. Factor:	1.0000		
Method:	8260_L_W	Limit Group:	VM_8260C_Limits		
Column:	DB-624 (0.53 mm)	Detector	MS SCAN		

14 Acetone, CAS: 67-64-1

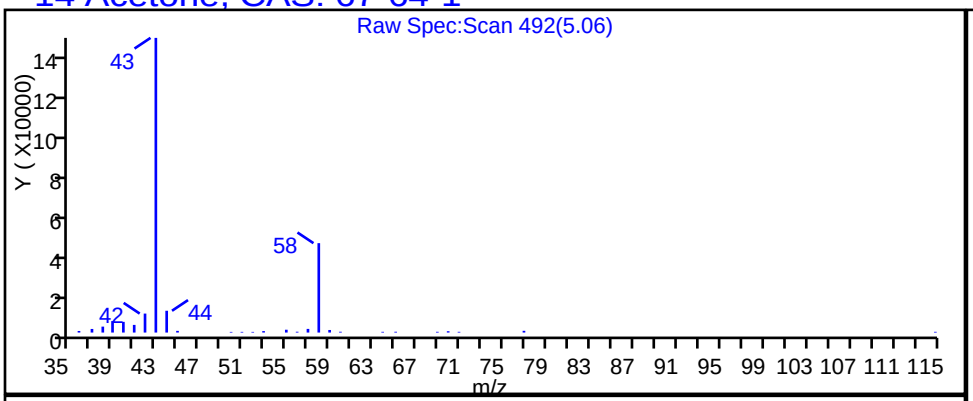

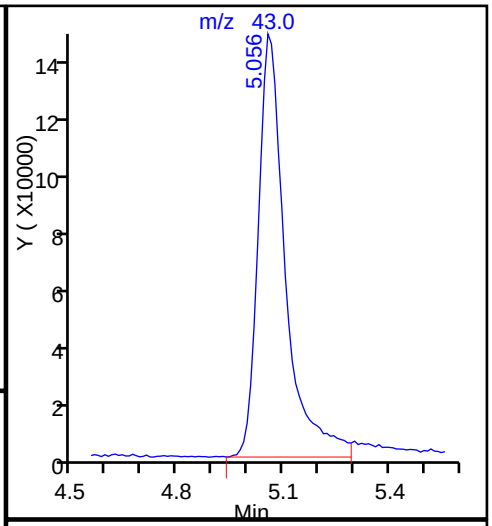

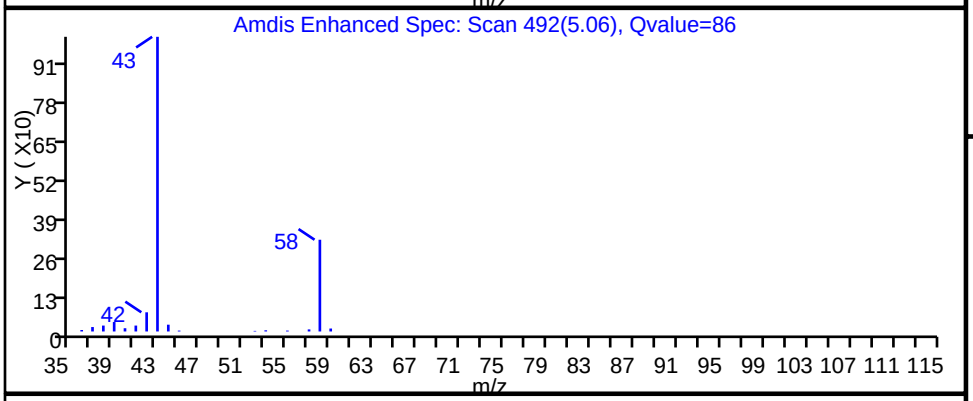

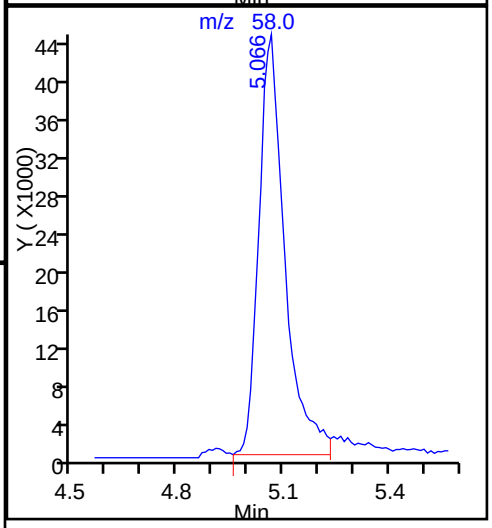

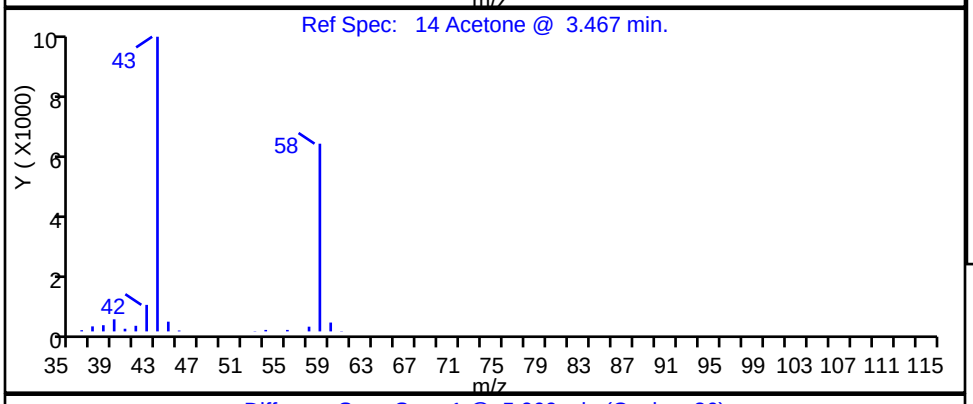

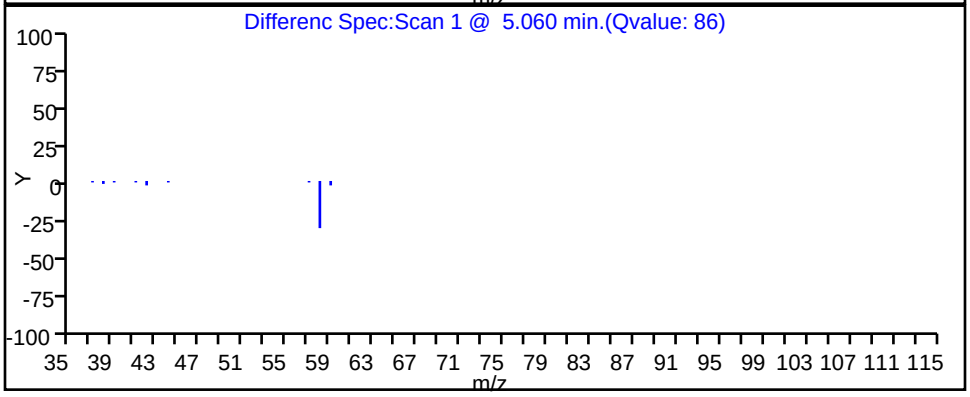

TestAmerica Burlington

Data File:	\\BTV-LIMS1\ChromData\CHL.i\20140923-9607.b\LKOB11.D				
Injection Date:	23-Sep-2014 14:28:30	Instrument ID:	CHL.i		
Lims ID:	200-24299-B-1	Lab Sample ID:	200-24299-1		
Client ID:	PURGE WATER 9-19-14				
Operator ID:	NEA	ALS Bottle#:	10	Worklist Smp#:	11
Purge Vol:	5.000 mL	Dil. Factor:	1.0000		
Method:	8260_L_W	Limit Group:	VM_8260C_Limits		
Column:	DB-624 (0.53 mm)	Detector	MS SCAN		

31 cis-1,2-Dichloroethene, CAS: 156-59-2

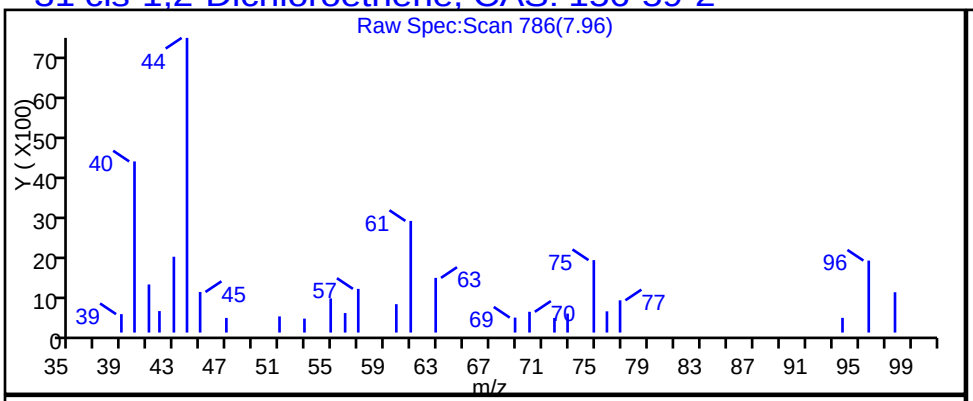

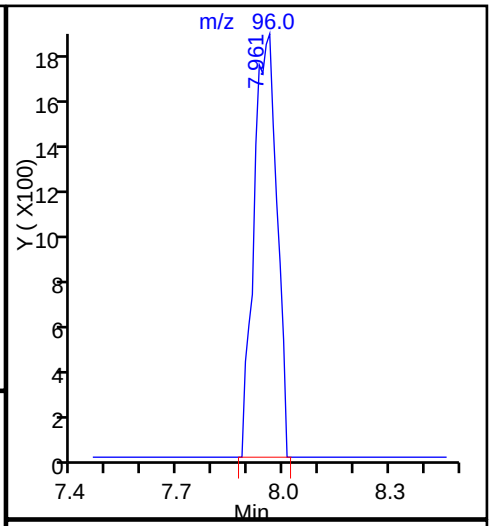

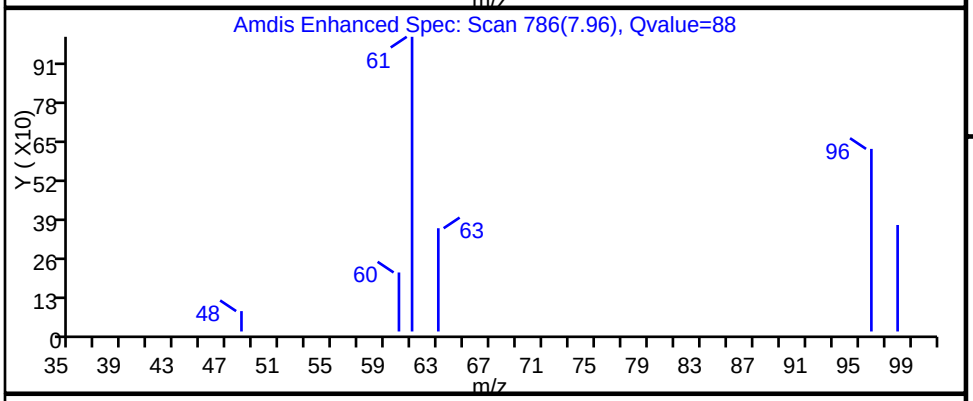

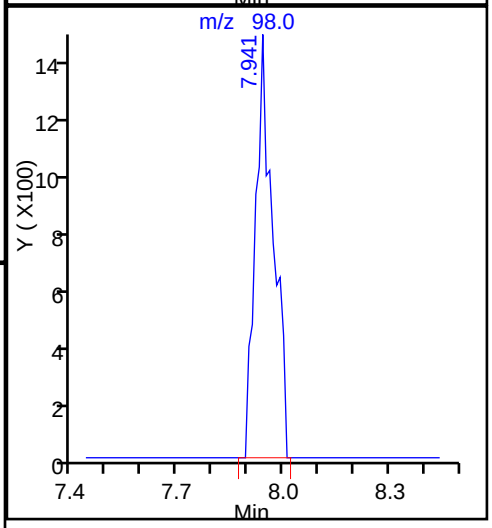

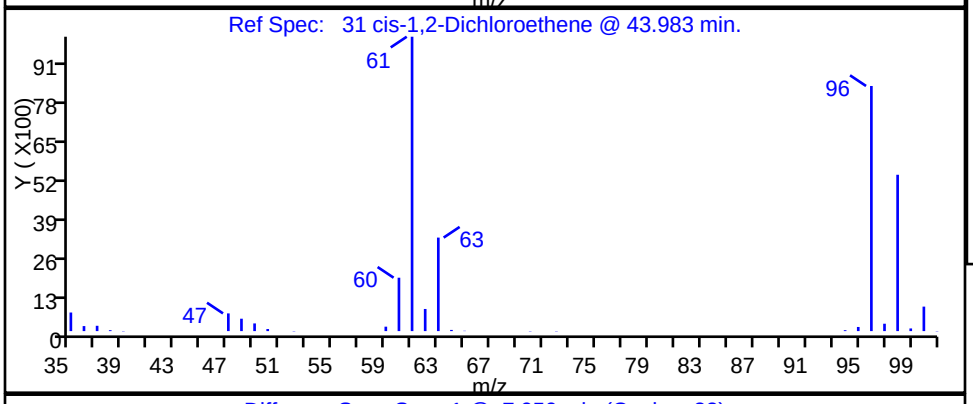

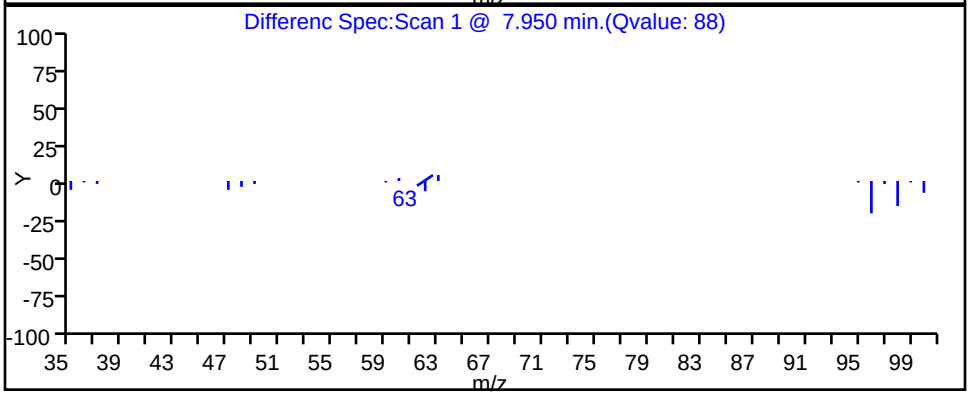

TestAmerica Burlington

Data File:	\\BTV-LIMS1\ChromData\CHL.i\20140923-9607.b\LKOB11.D				
Injection Date:	23-Sep-2014 14:28:30	Instrument ID:	CHL.i		
Lims ID:	200-24299-B-1	Lab Sample ID:	200-24299-1		
Client ID:	PURGE WATER 9-19-14				
Operator ID:	NEA	ALS Bottle#:	10	Worklist Smp#:	11
Purge Vol:	5.000 mL	Dil. Factor:	1.0000		
Method:	8260_L_W	Limit Group:	VM_8260C_Limits		
Column:	DB-624 (0.53 mm)	Detector	MS SCAN		

37 Chloroform, CAS: 67-66-3

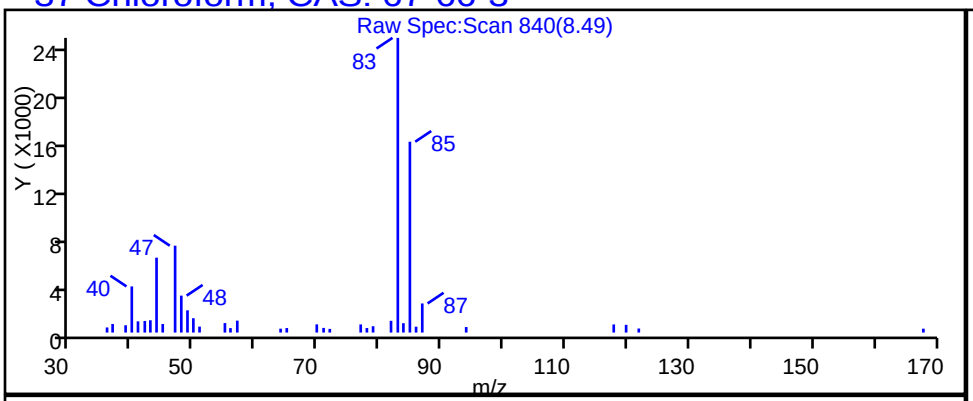

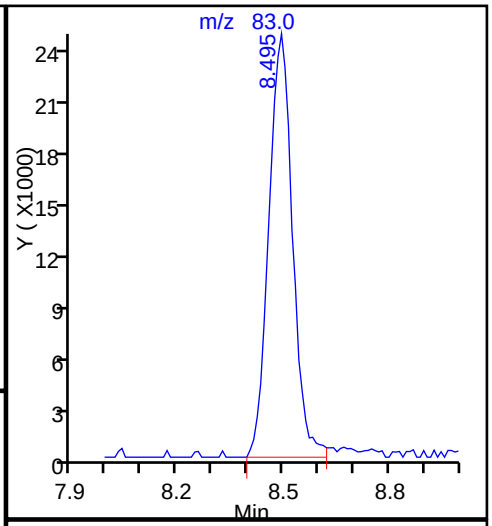

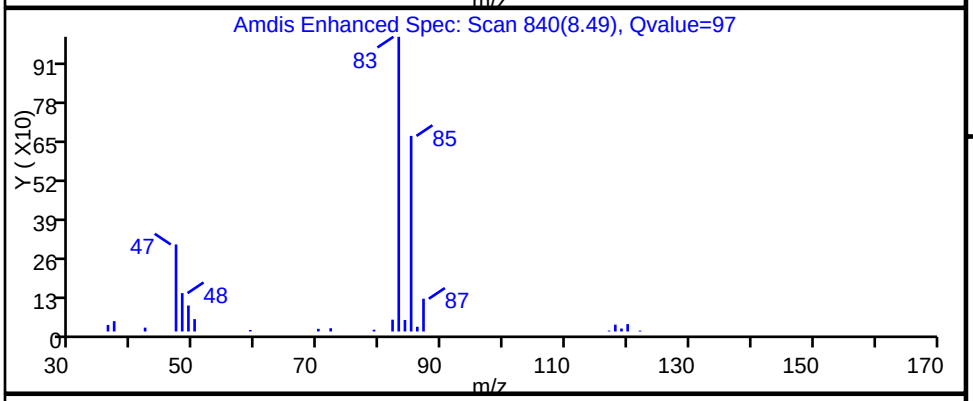

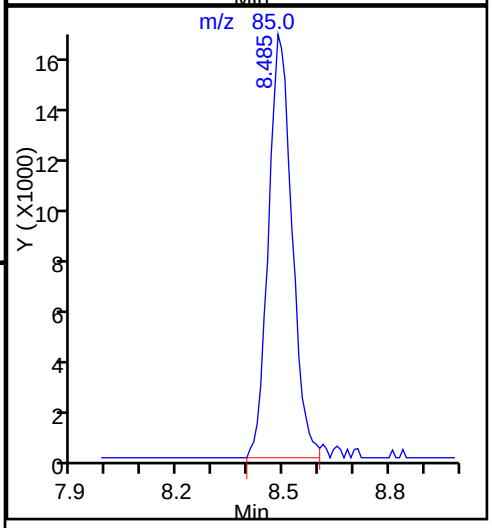

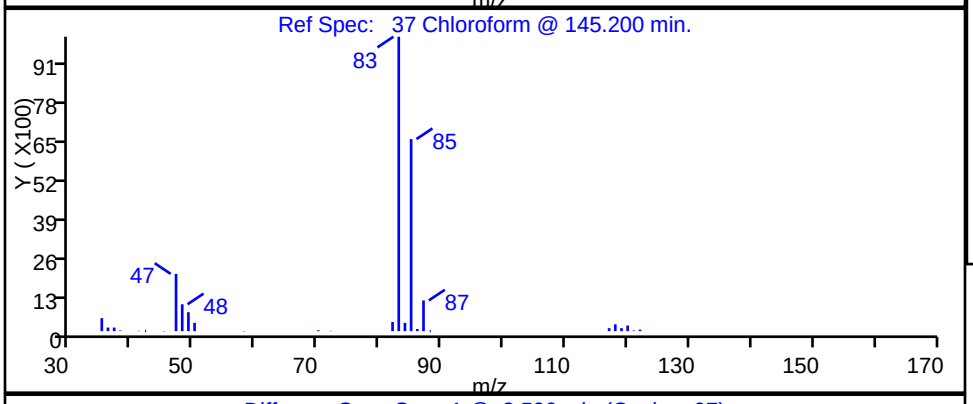

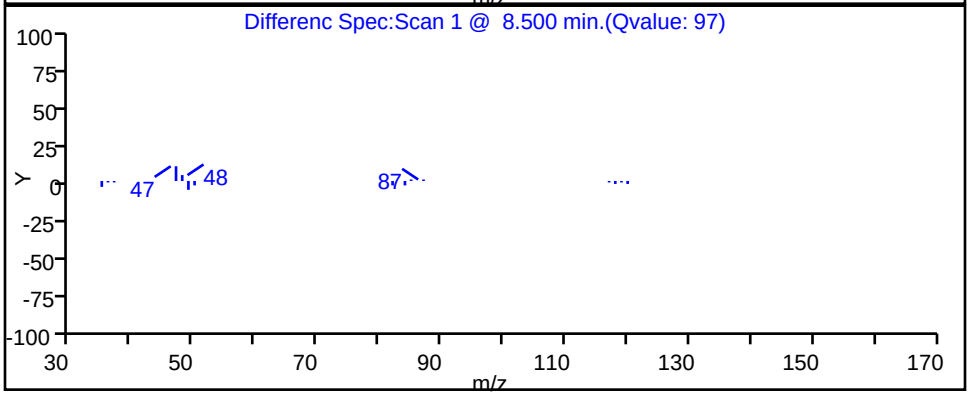

Data File: \\BTV-LIMS1\ChromData\CHL.i\20140923-9607.b\LKOB11.D
Injection Date: 23-Sep-2014 14:28:30 Instrument ID: CHL.i
Lims ID: 200-24299-B-1 Lab Sample ID: 200-24299-1
Client ID: PURGE WATER 9-19-14
Operator ID: NEA ALS Bottle#: 10 Worklist Smp#: 11
Purge Vol: 5.000 mL Dil. Factor: 1.0000
Method: 8260_L_W Limit Group: VM_8260C_Limits
Column: DB-624 (0.53 mm) Detector MS SCAN

48 Trichloroethene, CAS: 79-01-6

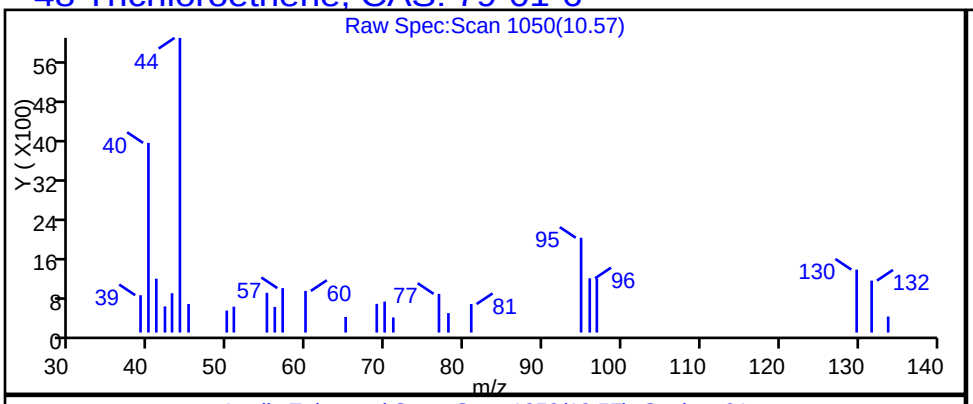

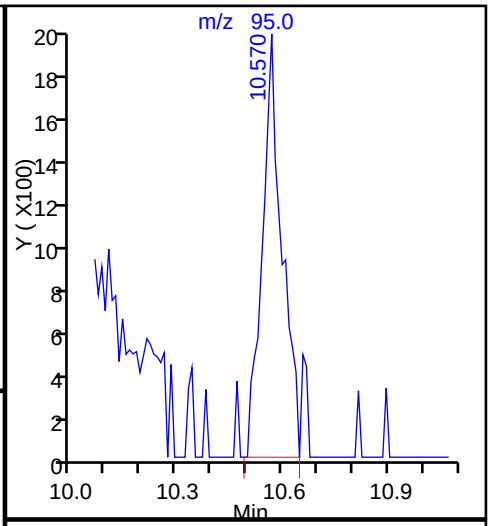

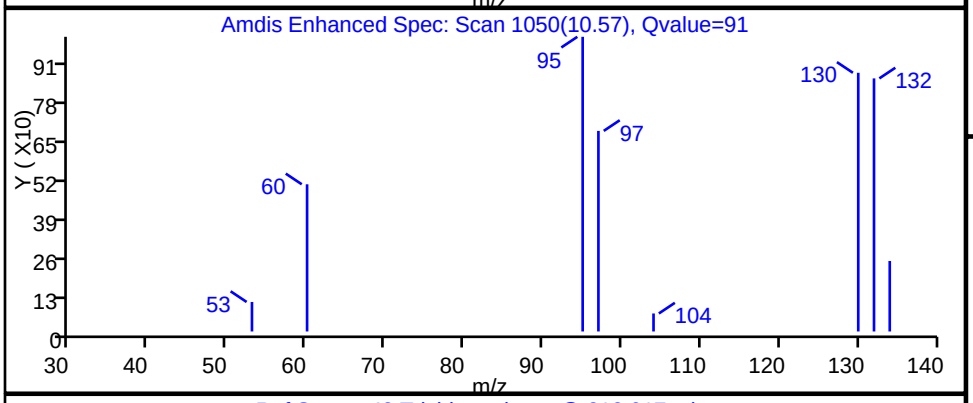

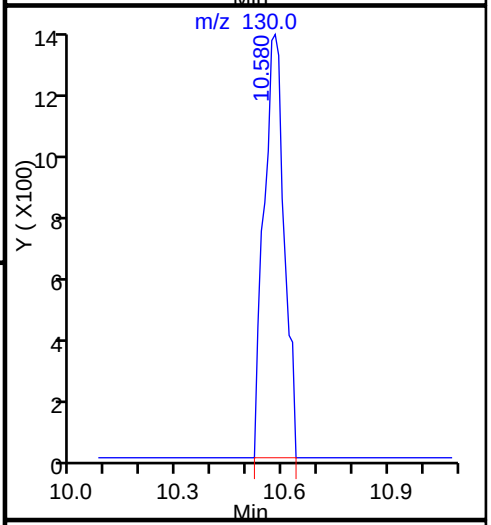

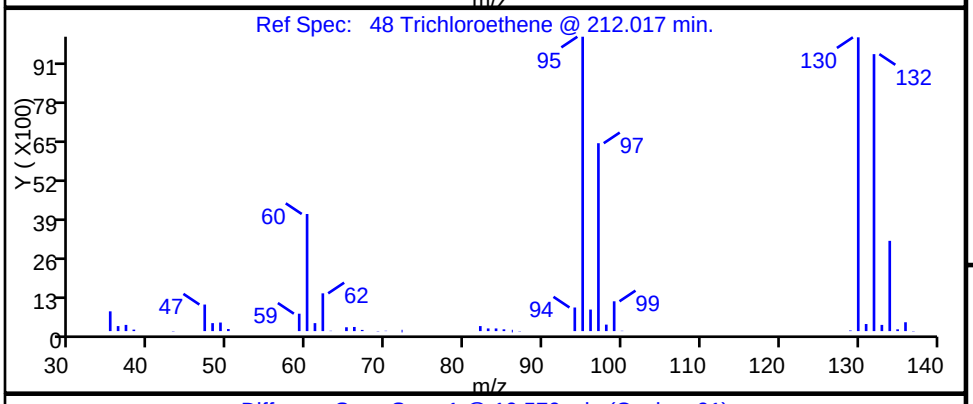

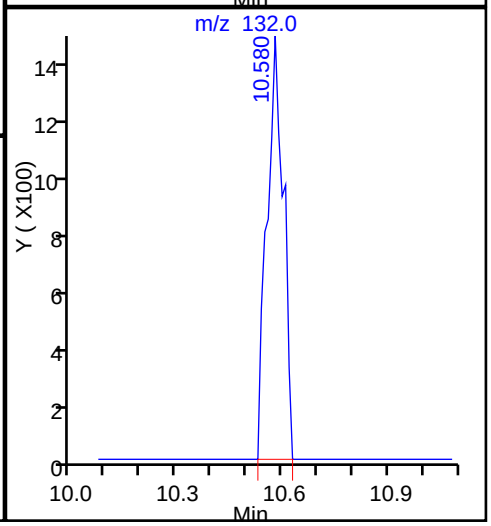

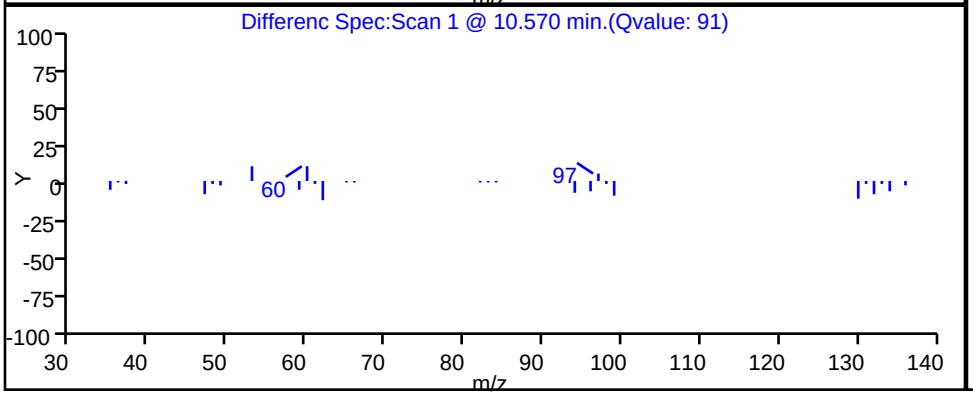

FORM I
GC/MS VOA ORGANICS ANALYSIS DATA SHEET

Lab Name: TestAmerica Burlington Job No.: 200-24299-1

SDG No.: 200-24299

Client Sample ID: WELL #5 Lab Sample ID: 200-24299-2

Matrix: Water Lab File ID: LKOB12.D

Analysis Method: 8260C Date Collected: 09/18/2014 10:40

Sample wt/vol: 5(mL) Date Analyzed: 09/23/2014 15:00

Soil Aliquot Vol: Dilution Factor: 1

Soil Extract Vol.: GC Column: DB-624 ID: 0.53(mm)

% Moisture: Level: (low/med) Low

Analysis Batch No.: 77624 Units: ug/L

CAS NO.	COMPOUND NAME	RESULT	Q	LOQ	LOD	DL
75-71-8	Dichlorodifluoromethane	0.20	U	1.0	0.20	0.19
74-87-3	Chloromethane	0.20	U	1.0	0.20	0.19
75-01-4	Vinyl chloride	0.26	U	1.0	0.26	0.23
74-83-9	Bromomethane	0.26	U Q	1.0	0.26	0.22
75-00-3	Chloroethane	0.26	U	1.0	0.26	0.20
75-69-4	Trichlorofluoromethane	0.26	U	1.0	0.26	0.20
75-35-4	1,1-Dichloroethene	0.20	U	1.0	0.20	0.12
76-13-1	1,1,2-Trichloro-1,2,2-trifl uoroethane	0.20	U	1.0	0.20	0.11
67-64-1	Acetone	2.2	J M	5.0	1.0	0.68
74-88-4	Iodomethane	0.20	U	1.0	0.20	0.17
75-15-0	Carbon disulfide	0.20	U	1.0	0.20	0.16
79-20-9	Methyl acetate	0.51	U	1.0	0.51	0.21
75-09-2	Methylene Chloride	0.20	U	1.0	0.20	0.15
156-60-5	trans-1,2-Dichloroethene	0.20	U	1.0	0.20	0.14
540-59-0	1,2-Dichloroethene, Total	0.40	U	1.0	0.40	0.26
1634-04-4	Methyl tert-butyl ether	0.20	U	1.0	0.20	0.090
75-34-3	1,1-Dichloroethane	0.20	U	1.0	0.20	0.10
108-05-4	Vinyl acetate	0.31	U	1.0	0.31	0.13
594-20-7	2,2-Dichloropropane	0.20	U	1.0	0.20	0.10
156-59-2	cis-1,2-Dichloroethene	0.20	U	1.0	0.20	0.14
78-93-3	2-Butanone (MEK)	1.0	U	5.0	1.0	0.81
74-97-5	Chlorobromomethane	0.20	U	1.0	0.20	0.15
109-99-9	Tetrahydrofuran	2.8	U	14	2.8	1.6
67-66-3	Chloroform	0.20	U	1.0	0.20	0.11
71-55-6	1,1,1-Trichloroethane	0.20	U	1.0	0.20	0.070
110-82-7	Cyclohexane	0.20	U	1.0	0.20	0.10
563-58-6	1,1-Dichloropropene	0.20	U	1.0	0.20	0.080
56-23-5	Carbon tetrachloride	0.20	U	1.0	0.20	0.080
78-83-1	Isobutyl alcohol	10	U	50	10	7.2
71-43-2	Benzene	0.20	U	1.0	0.20	0.080
107-06-2	1,2-Dichloroethane	0.51	U	1.0	0.51	0.16
79-01-6	Trichloroethene	0.20	U	1.0	0.20	0.13
108-87-2	Methylcyclohexane	0.20	U	1.0	0.20	0.070
78-87-5	1,2-Dichloropropane	0.31	U	1.0	0.31	0.12
74-95-3	Dibromomethane	0.26	U	1.0	0.26	0.22

FORM I
GC/MS VOA ORGANICS ANALYSIS DATA SHEET

Lab Name: TestAmerica Burlington Job No.: 200-24299-1

SDG No.: 200-24299

Client Sample ID: WELL #5 Lab Sample ID: 200-24299-2

Matrix: Water Lab File ID: LKOB12.D

Analysis Method: 8260C Date Collected: 09/18/2014 10:40

Sample wt/vol: 5(mL) Date Analyzed: 09/23/2014 15:00

Soil Aliquot Vol: Dilution Factor: 1

Soil Extract Vol.: GC Column: DB-624 ID: 0.53(mm)

% Moisture: Level: (low/med) Low

Analysis Batch No.: 77624 Units: ug/L

CAS NO.	COMPOUND NAME	RESULT	Q	LOQ	LOD	DL
123-91-1	1,4-Dioxane	10	U	50	10	5.2
75-27-4	Dichlorobromomethane	0.20	U	1.0	0.20	0.090
110-75-8	2-Chloroethyl vinyl ether	0.51	U J	1.0	0.51	0.16
10061-01-5	cis-1,3-Dichloropropene	0.26	U	1.0	0.26	0.14
108-10-1	4-Methyl-2-pentanone (MIBK)	1.0	U	5.0	1.0	0.65
108-88-3	Toluene	0.20	U	1.0	0.20	0.090
10061-02-6	trans-1,3-Dichloropropene	0.20	U	1.0	0.20	0.19
79-00-5	1,1,2-Trichloroethane	0.20	U	1.0	0.20	0.12
127-18-4	Tetrachloroethene	0.20	U	1.0	0.20	0.11
142-28-9	1,3-Dichloropropane	0.20	U	1.0	0.20	0.10
591-78-6	2-Hexanone	1.0	U	5.0	1.0	0.72
124-48-1	Chlorodibromomethane	0.20	U	1.0	0.20	0.10
106-93-4	Ethylene Dibromide	0.20	U	1.0	0.20	0.14
108-90-7	Chlorobenzene	0.20	U	1.0	0.20	0.090
630-20-6	1,1,1,2-Tetrachloroethane	0.20	U	1.0	0.20	0.10
100-41-4	Ethylbenzene	0.20	U	1.0	0.20	0.090
179601-23-1	m-Xylene & p-Xylene	0.40	U	1.0	0.40	0.18
95-47-6	o-Xylene	0.20	U	1.0	0.20	0.080
1330-20-7	Xylenes, Total	0.60	U	1.0	0.60	0.26
100-42-5	Styrene	0.20	U	1.0	0.20	0.10
75-25-2	Bromoform	0.20	U	1.0	0.20	0.060
98-82-8	Isopropylbenzene	0.20	U	1.0	0.20	0.070
108-86-1	Bromobenzene	0.20	U	1.0	0.20	0.13
79-34-5	1,1,2,2-Tetrachloroethane	0.31	U	1.0	0.31	0.10
96-18-4	1,2,3-Trichloropropane	0.20	U	1.0	0.20	0.11
103-65-1	N-Propylbenzene	0.20	U	1.0	0.20	0.10
95-49-8	2-Chlorotoluene	0.20	U	1.0	0.20	0.10
106-43-4	4-Chlorotoluene	0.20	U	1.0	0.20	0.12
108-67-8	1,3,5-Trimethylbenzene	0.20	U	1.0	0.20	0.080
98-06-6	tert-Butylbenzene	0.20	U	1.0	0.20	0.060
95-63-6	1,2,4-Trimethylbenzene	0.20	U	1.0	0.20	0.090
135-98-8	sec-Butylbenzene	0.20	U	1.0	0.20	0.080
99-87-6	4-Isopropyltoluene	0.20	U	1.0	0.20	0.090
541-73-1	1,3-Dichlorobenzene	0.20	U	1.0	0.20	0.11
106-46-7	1,4-Dichlorobenzene	0.20	U	1.0	0.20	0.16
95-50-1	1,2-Dichlorobenzene	0.20	U	1.0	0.20	0.13

FORM I
GC/MS VOA ORGANICS ANALYSIS DATA SHEET

Lab Name: TestAmerica Burlington | Job No.: 200-24299-1

SDG No.: 200-24299

Client Sample ID: WELL #5 | Lab Sample ID: 200-24299-2

Matrix: Water | Lab File ID: LKOB12.D

Analysis Method: 8260C | Date Collected: 09/18/2014 10:40

Sample wt/vol: 5(mL) | Date Analyzed: 09/23/2014 15:00

Soil Aliquot Vol: | Dilution Factor: 1

Soil Extract Vol.: | GC Column: DB-624 ID: 0.53(mm)

% Moisture: | Level: (low/med) Low

Analysis Batch No.: 77624 | Units: ug/L

CAS NO.	COMPOUND NAME	RESULT	Q	LOQ	LOD	DL
104-51-8	n-Butylbenzene	0.20	U	1.0	0.20	0.080
96-12-8	1,2-Dibromo-3-Chloropropane	0.20	U	1.0	0.20	0.19
120-82-1	1,2,4-Trichlorobenzene	0.20	U	1.0	0.20	0.10
87-68-3	Hexachlorobutadiene	0.20	U	1.0	0.20	0.16
91-20-3	Naphthalene	0.20	U	1.0	0.20	0.18
87-61-6	1,2,3-Trichlorobenzene	0.20	U	1.0	0.20	0.15

CAS NO.	SURROGATE	%REC	Q	LIMITS
17060-07-0	1,2-Dichloroethane-d4 (Surr)	97		80-120
2037-26-5	Toluene-d8 (Surr)	97		80-120
460-00-4	4-Bromofluorobenzene	98		80-125
2199-69-1	1,2-Dichlorobenzene-d4	98		75-120

TestAmerica Burlington
Target Compound Quantitation Report

Data File: \\BTV-LIMS1\ChromData\CHL.i\20140923-9607.b\LKOB12.D
Lims ID: 200-24299-B-2 Lab Sample ID: 200-24299-2
Client ID: WELL #5
Sample Type: Client
Inject. Date: 23-Sep-2014 15:00:30 ALS Bottle#: 11 Worklist Smp#: 12
Purge Vol: 5.000 mL Dil. Factor: 1.0000
Sample Info: 200-0009607-012
Misc. Info.: 1,5
Operator ID: NEA Instrument ID: CHL.i

Method: \\BTV-LIMS1\ChromData\CHL.i\20140923-9607.b\8260_L_W.m
Limit Group: VM_8260C_Limits
Last Update: 24-Sep-2014 14:03:41 Calib Date: 17-Sep-2014 16:20:30
Integrator: RTE ID Type: Deconvolution ID
Quant Method: Internal Standard Quant By: Initial Calibration
Last ICal File: \\BTV-LIMS1\ChromData\CHL.i\20140917-9513.b\LKO09.D

Column 1 : DB-624 (0.53 mm) Det: MS SCAN
Process Host: XAWRK048

First Level Reviewer: phillipsm Date: 24-Sep-2014 14:03:41

Compound	Sig	RT (min.)	Adj RT (min.)	Dlt RT (min.)	Q	Response	OnCol Amt ug/l	Flags
14 Acetone	43	5.046	5.046	-0.014	66	8156	2.16	M
16 Carbon disulfide	76	5.313	5.327	-0.014	82	5554	0.0676	7
$ 42 1,2-Dichloroethane-d4 (Sur	65	9.325	9.329	-0.004	32	731717	24.2	
* 47 Fluorobenzene	96	9.918	9.921	-0.003	97	2975308	25.0	
$ 58 Toluene-d8 (Surr)	98	12.753	12.747	0.006	97	2396615	24.2	
* 68 Chlorobenzene-d5	117	15.659	15.662	-0.004	90	2152413	25.0	
$ 79 4-Bromofluorobenzene	95	18.317	18.311	0.006	86	1604451	24.4	
* 92 1,4-Dichlorobenzene-d4	152	20.006	20.010	-0.004	97	1181733	25.0	
$ 94 1,2-Dichlorobenzene-d4	152	20.441	20.435	0.006	87	1033162	24.4	
98 1,2,4-Trichlorobenzene	180	22.081	22.075	0.006	70	1193	0.0282	7
100 Naphthalene	128	22.348	22.322	0.026	93	2985	0.0435	7

QC Flag Legend

Processing Flags
7 - Failed Limit of Detection
Review Flags
M - Manually Integrated

Reagents:

VM8260SUW_00070 Amount Added: 2.50 Units: uL
VM8260ISw_00072 Amount Added: 2.50 Units: uL Run Reagent

Report Date: 24-Sep-2014 14:03:42 Chrom Revision: 2.2 18-Aug-2014 12:17:36

TestAmerica Burlington

Data File: \\BTV-LIMS1\ChromData\CHL.i\20140923-9607.b\LKOB12.D

Injection Date:	23-Sep-2014 15:00:30	Instrument ID:	CHL.i	Operator ID:	NEA
Lims ID:	200-24299-B-2	Lab Sample ID:	200-24299-2	Worklist Smp#:	12
Client ID:	WELL #5				
Purge Vol:	5.000 mL	Dil. Factor:	1.0000	ALS Bottle#:	11
Method:	8260_L_W	Limit Group:	VM_8260C_Limits		

Column: DB-624 (0.53 mm)

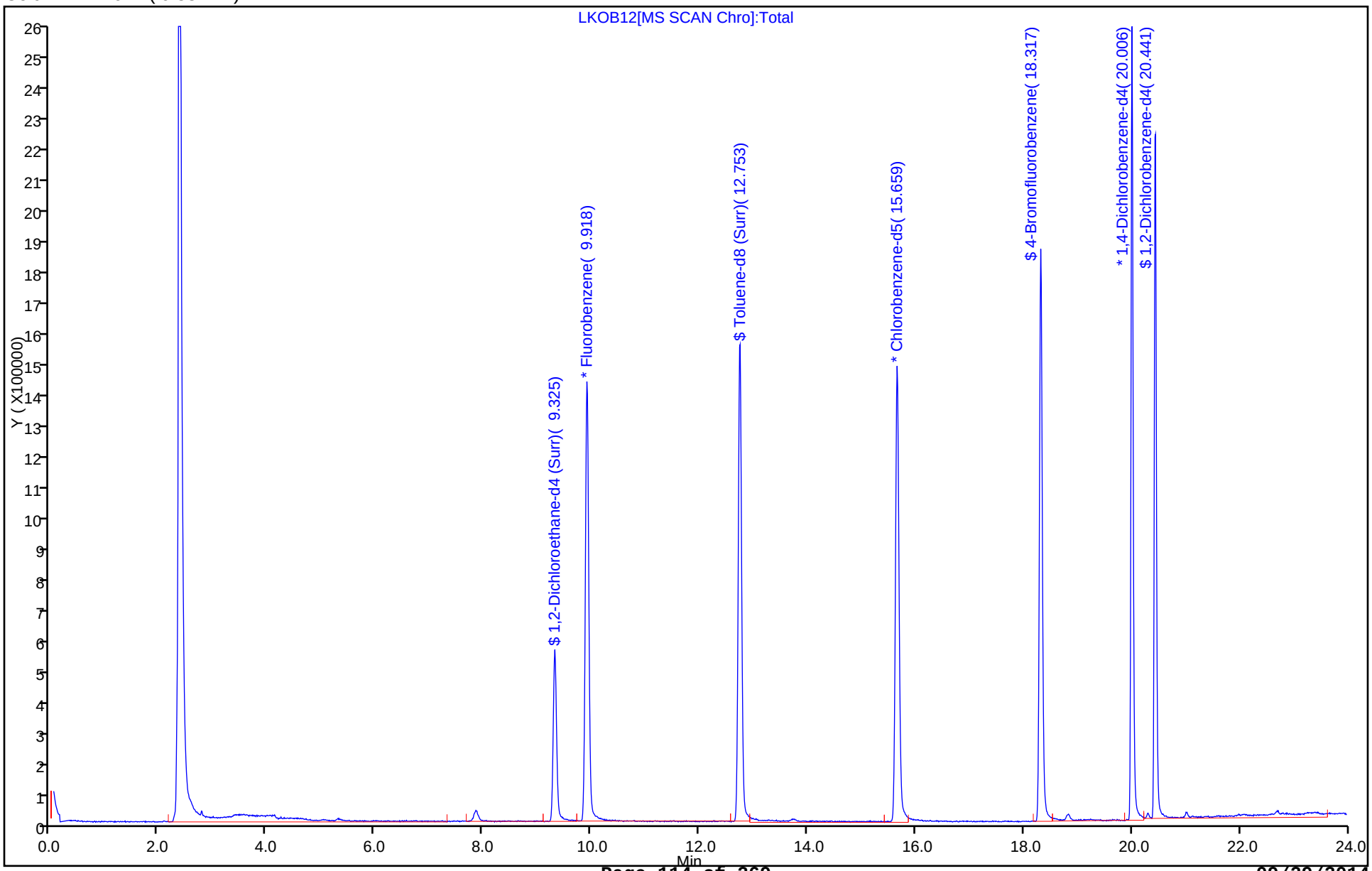

TestAmerica Burlington

Data File:	\\BTV-LIMS1\ChromData\CHL.i\20140923-9607.b\LKOB12.D				
Injection Date:	23-Sep-2014 15:00:30	Instrument ID:	CHL.i		
Lims ID:	200-24299-B-2	Lab Sample ID:	200-24299-2		
Client ID:	WELL #5				
Operator ID:	NEA	ALS Bottle#:	11	Worklist Smp#:	12
Purge Vol:	5.000 mL	Dil. Factor:	1.0000		
Method:	8260_L_W	Limit Group:	VM_8260C_Limits		
Column:	DB-624 (0.53 mm)	Detector	MS SCAN		

14 Acetone, CAS: 67-64-1

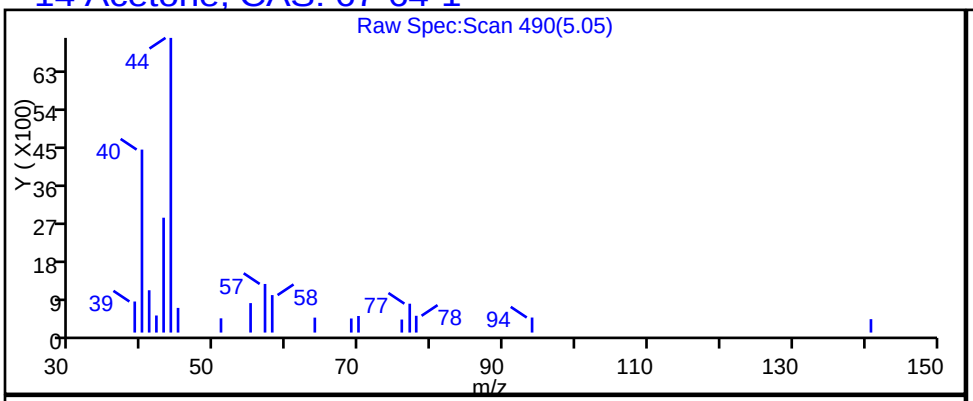

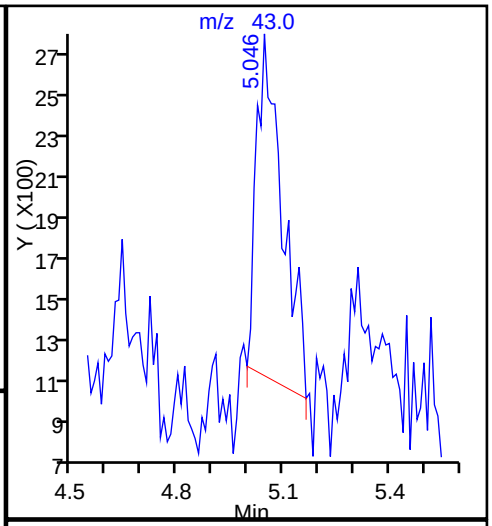

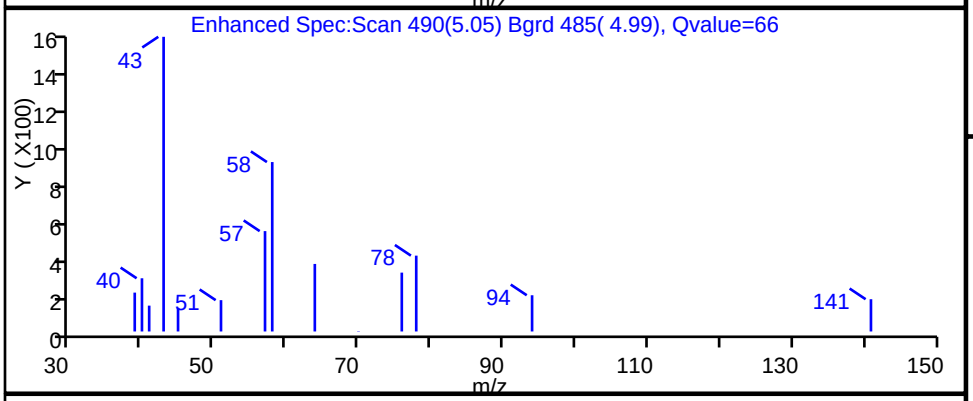

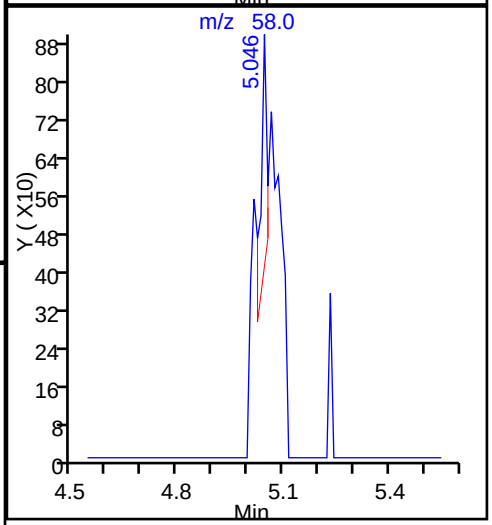

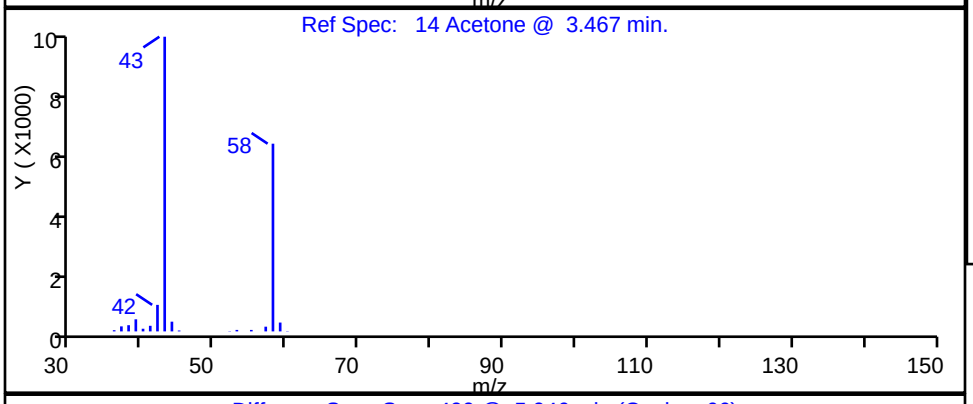

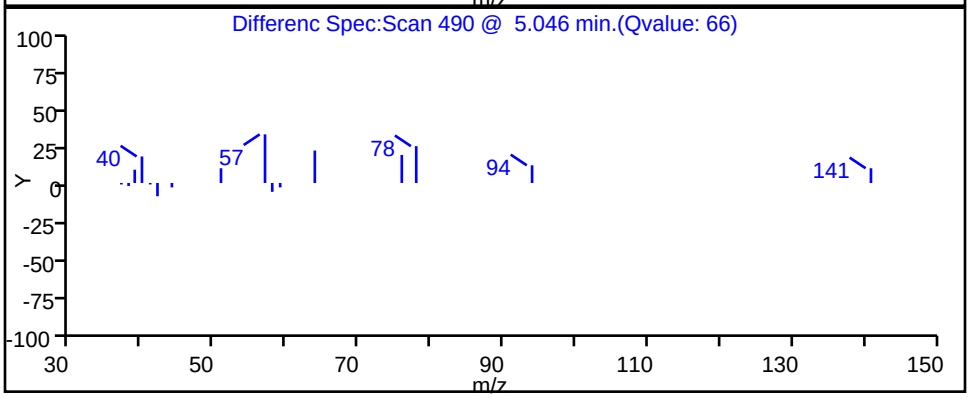

Manual Integration/User Assign Peak Report

TestAmerica Burlington

Data File:	\\BTV-LIMS1\ChromData\CHL.i\20140923-9607.b\LKOB12.D				
Injection Date:	23-Sep-2014 15:00:30	Instrument ID:	CHL.i		
Lims ID:	200-24299-B-2	Lab Sample ID:	200-24299-2		
Client ID:	WELL #5				
Operator ID:	NEA	ALS Bottle#:	11	Worklist Smp#:	12
Purge Vol:	5.000 mL	Dil. Factor:	1.0000		
Method:	8260_L_W	Limit Group:	VM_8260C_Limits		
Column:	DB-624 (0.53 mm)	Detector	MS SCAN		

14 Acetone, CAS: 67-64-1

Processing Integration Results

RT: 5.05
Response: 4365
Amount: 1.596157

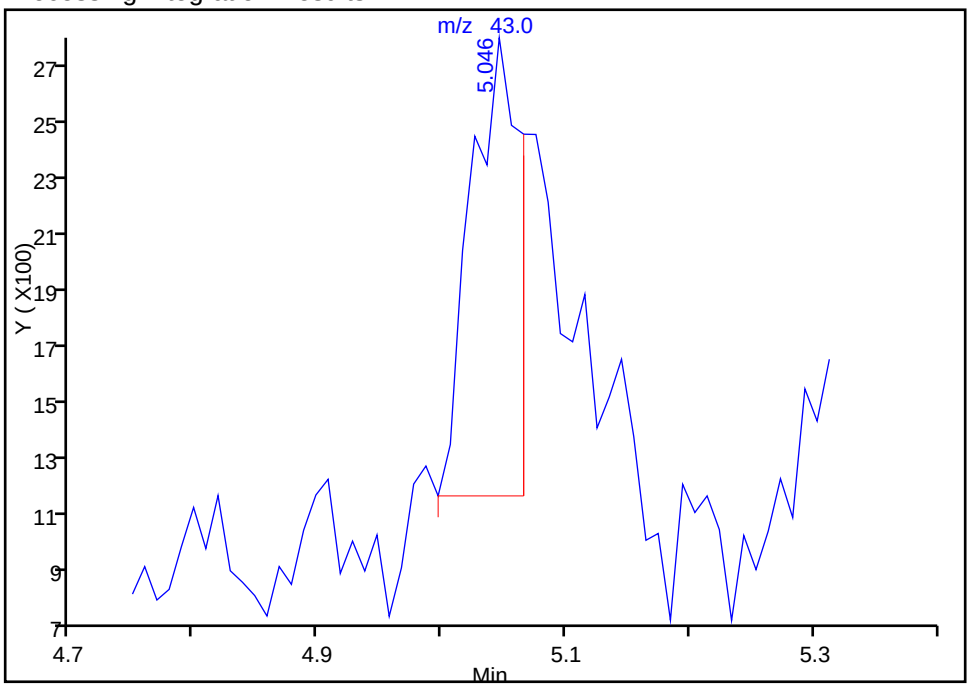

Manual Integration Results

RT: 5.05
Response: 8156
Amount: 2.160506

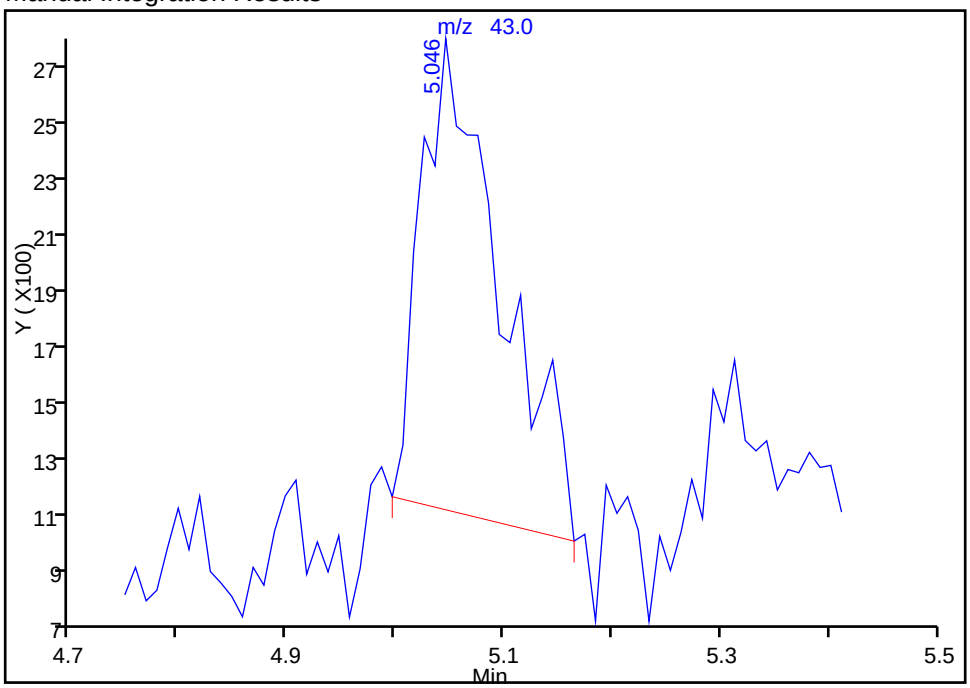

Reviewer: phillipsm, 24-Sep-2014 14:03:41
Audit Action: Manually Integrated
Audit Reason: Baseline Event

FORM I
GC/MS VOA ORGANICS ANALYSIS DATA SHEET

Lab Name: TestAmerica Burlington Job No.: 200-24299-1

SDG No.: 200-24299

Client Sample ID: WELL #2 Lab Sample ID: 200-24299-3

Matrix: Water Lab File ID: LKOB13.D

Analysis Method: 8260C Date Collected: 09/19/2014 10:00

Sample wt/vol: 5(mL) Date Analyzed: 09/23/2014 15:33

Soil Aliquot Vol: Dilution Factor: 1

Soil Extract Vol.: GC Column: DB-624 ID: 0.53(mm)

% Moisture: Level: (low/med) Low

Analysis Batch No.: 77624 Units: ug/L

CAS NO.	COMPOUND NAME	RESULT	Q	LOQ	LOD	DL
75-71-8	Dichlorodifluoromethane	0.20	U	1.0	0.20	0.19
74-87-3	Chloromethane	0.20	U	1.0	0.20	0.19
75-01-4	Vinyl chloride	0.26	U	1.0	0.26	0.23
74-83-9	Bromomethane	0.26	U Q	1.0	0.26	0.22
75-00-3	Chloroethane	0.26	U	1.0	0.26	0.20
75-69-4	Trichlorofluoromethane	0.26	U	1.0	0.26	0.20
75-35-4	1,1-Dichloroethene	0.20	U	1.0	0.20	0.12
76-13-1	1,1,2-Trichloro-1,2,2-trifl uoroethane	0.20	U	1.0	0.20	0.11
67-64-1	Acetone	1.0	U	5.0	1.0	0.68
74-88-4	Iodomethane	0.20	U	1.0	0.20	0.17
75-15-0	Carbon disulfide	0.20	U	1.0	0.20	0.16
79-20-9	Methyl acetate	0.51	U	1.0	0.51	0.21
75-09-2	Methylene Chloride	0.20	U	1.0	0.20	0.15
156-60-5	trans-1,2-Dichloroethene	0.20	U	1.0	0.20	0.14
540-59-0	1,2-Dichloroethene, Total	1.3		1.0	0.40	0.26
1634-04-4	Methyl tert-butyl ether	0.20	U	1.0	0.20	0.090
75-34-3	1,1-Dichloroethane	0.20	U	1.0	0.20	0.10
108-05-4	Vinyl acetate	0.31	U	1.0	0.31	0.13
594-20-7	2,2-Dichloropropane	0.20	U	1.0	0.20	0.10
156-59-2	cis-1,2-Dichloroethene	1.3		1.0	0.20	0.14
78-93-3	2-Butanone (MEK)	1.0	U	5.0	1.0	0.81
74-97-5	Chlorobromomethane	0.20	U	1.0	0.20	0.15
109-99-9	Tetrahydrofuran	2.8	U	14	2.8	1.6
67-66-3	Chloroform	0.13	J M	1.0	0.20	0.11
71-55-6	1,1,1-Trichloroethane	0.20	U	1.0	0.20	0.070
110-82-7	Cyclohexane	0.20	U	1.0	0.20	0.10
563-58-6	1,1-Dichloropropene	0.20	U	1.0	0.20	0.080
56-23-5	Carbon tetrachloride	0.20	U	1.0	0.20	0.080
78-83-1	Isobutyl alcohol	10	U	50	10	7.2
71-43-2	Benzene	0.20	U	1.0	0.20	0.080
107-06-2	1,2-Dichloroethane	0.51	U	1.0	0.51	0.16
79-01-6	Trichloroethene	0.90	J	1.0	0.20	0.13
108-87-2	Methylcyclohexane	0.20	U	1.0	0.20	0.070
78-87-5	1,2-Dichloropropane	0.31	U	1.0	0.31	0.12
74-95-3	Dibromomethane	0.26	U	1.0	0.26	0.22

FORM I
GC/MS VOA ORGANICS ANALYSIS DATA SHEET

Lab Name: TestAmerica Burlington Job No.: 200-24299-1

SDG No.: 200-24299

Client Sample ID: WELL #2 Lab Sample ID: 200-24299-3

Matrix: Water Lab File ID: LKOB13.D

Analysis Method: 8260C Date Collected: 09/19/2014 10:00

Sample wt/vol: 5(mL) Date Analyzed: 09/23/2014 15:33

Soil Aliquot Vol: Dilution Factor: 1

Soil Extract Vol.: GC Column: DB-624 ID: 0.53(mm)

% Moisture: Level: (low/med) Low

Analysis Batch No.: 77624 Units: ug/L

CAS NO.	COMPOUND NAME	RESULT	Q	LOQ	LOD	DL
123-91-1	1,4-Dioxane	10	U	50	10	5.2
75-27-4	Dichlorobromomethane	0.20	U	1.0	0.20	0.090
110-75-8	2-Chloroethyl vinyl ether	0.51	U	1.0	0.51	0.16
10061-01-5	cis-1,3-Dichloropropene	0.26	U	1.0	0.26	0.14
108-10-1	4-Methyl-2-pentanone (MIBK)	1.0	U	5.0	1.0	0.65
108-88-3	Toluene	0.20	U	1.0	0.20	0.090
10061-02-6	trans-1,3-Dichloropropene	0.20	U	1.0	0.20	0.19
79-00-5	1,1,2-Trichloroethane	0.20	U	1.0	0.20	0.12
127-18-4	Tetrachloroethene	0.20	U	1.0	0.20	0.11
142-28-9	1,3-Dichloropropane	0.20	U	1.0	0.20	0.10
591-78-6	2-Hexanone	1.0	U	5.0	1.0	0.72
124-48-1	Chlorodibromomethane	0.20	U	1.0	0.20	0.10
106-93-4	Ethylene Dibromide	0.20	U	1.0	0.20	0.14
108-90-7	Chlorobenzene	0.20	U	1.0	0.20	0.090
630-20-6	1,1,1,2-Tetrachloroethane	0.20	U	1.0	0.20	0.10
100-41-4	Ethylbenzene	0.20	U	1.0	0.20	0.090
179601-23-1	m-Xylene & p-Xylene	0.40	U	1.0	0.40	0.18
95-47-6	o-Xylene	0.20	U	1.0	0.20	0.080
1330-20-7	Xylenes, Total	0.60	U	1.0	0.60	0.26
100-42-5	Styrene	0.20	U	1.0	0.20	0.10
75-25-2	Bromoform	0.20	U	1.0	0.20	0.060
98-82-8	Isopropylbenzene	0.20	U	1.0	0.20	0.070
108-86-1	Bromobenzene	0.20	U	1.0	0.20	0.13
79-34-5	1,1,2,2-Tetrachloroethane	0.31	U	1.0	0.31	0.10
96-18-4	1,2,3-Trichloropropane	0.20	U	1.0	0.20	0.11
103-65-1	N-Propylbenzene	0.20	U	1.0	0.20	0.10
95-49-8	2-Chlorotoluene	0.20	U	1.0	0.20	0.10
106-43-4	4-Chlorotoluene	0.20	U	1.0	0.20	0.12
108-67-8	1,3,5-Trimethylbenzene	0.20	U	1.0	0.20	0.080
98-06-6	tert-Butylbenzene	0.20	U	1.0	0.20	0.060
95-63-6	1,2,4-Trimethylbenzene	0.20	U	1.0	0.20	0.090
135-98-8	sec-Butylbenzene	0.20	U	1.0	0.20	0.080
99-87-6	4-Isopropyltoluene	0.20	U	1.0	0.20	0.090
541-73-1	1,3-Dichlorobenzene	0.20	U	1.0	0.20	0.11
106-46-7	1,4-Dichlorobenzene	0.20	U	1.0	0.20	0.16
95-50-1	1,2-Dichlorobenzene	0.20	U	1.0	0.20	0.13

FORM I
GC/MS VOA ORGANICS ANALYSIS DATA SHEET

Lab Name: TestAmerica Burlington | Job No.: 200-24299-1

SDG No.: 200-24299

Client Sample ID: WELL #2 | Lab Sample ID: 200-24299-3

Matrix: Water | Lab File ID: LKOB13.D

Analysis Method: 8260C | Date Collected: 09/19/2014 10:00

Sample wt/vol: 5(mL) | Date Analyzed: 09/23/2014 15:33

Soil Aliquot Vol: | Dilution Factor: 1

Soil Extract Vol.: | GC Column: DB-624 ID: 0.53(mm)

% Moisture: | Level: (low/med) Low

Analysis Batch No.: 77624 | Units: ug/L

CAS NO.	COMPOUND NAME	RESULT	Q	LOQ	LOD	DL
104-51-8	n-Butylbenzene	0.20	U	1.0	0.20	0.080
96-12-8	1,2-Dibromo-3-Chloropropane	0.20	U	1.0	0.20	0.19
120-82-1	1,2,4-Trichlorobenzene	0.20	U	1.0	0.20	0.10
87-68-3	Hexachlorobutadiene	0.20	U	1.0	0.20	0.16
91-20-3	Naphthalene	0.20	U	1.0	0.20	0.18
87-61-6	1,2,3-Trichlorobenzene	0.20	U	1.0	0.20	0.15

CAS NO.	SURROGATE	%REC	Q	LIMITS
17060-07-0	1,2-Dichloroethane-d4 (Surr)	98		80-120
2037-26-5	Toluene-d8 (Surr)	97		80-120
460-00-4	4-Bromofluorobenzene	100		80-125
2199-69-1	1,2-Dichlorobenzene-d4	100		75-120

TestAmerica Burlington
Target Compound Quantitation Report

Data File: \\BTV-LIMS1\ChromData\CHL.i\20140923-9607.b\LKOB13.D
Lims ID: 200-24299-B-3 Lab Sample ID: 200-24299-3
Client ID: WELL #2
Sample Type: Client
Inject. Date: 23-Sep-2014 15:33:30 ALS Bottle#: 12 Worklist Smp#: 13
Purge Vol: 5.000 mL Dil. Factor: 1.0000
Sample Info: 200-0009607-013
Misc. Info.: 1,5
Operator ID: NEA Instrument ID: CHL.i

Method: \\BTV-LIMS1\ChromData\CHL.i\20140923-9607.b\8260_L_W.m
Limit Group: VM_8260C_Limits
Last Update: 24-Sep-2014 14:04:37 Calib Date: 17-Sep-2014 16:20:30
Integrator: RTE ID Type: Deconvolution ID
Quant Method: Internal Standard Quant By: Initial Calibration
Last ICal File: \\BTV-LIMS1\ChromData\CHL.i\20140917-9513.b\LKO09.D

Column 1 : DB-624 (0.53 mm) Det: MS SCAN
Process Host: XAWRK048

First Level Reviewer: archern Date: 24-Sep-2014 09:44:33

Compound	Sig	RT (min.)	Adj RT (min.)	Dlt RT (min.)	Q	Response	OnCol Amt ug/l	Flags
5 Bromomethane	94	3.553	3.538	0.015	77	3315	0.1467	7
16 Carbon disulfide	76	5.312	5.327	-0.015	93	9358	0.1129	7
S 24 1,2-Dichloroethene, Total	96				0		1.32	
31 cis-1,2-Dichloroethene	96	7.941	7.945	-0.004	94	50569	1.32	
37 Chloroform	83	8.494	8.489	0.005	32	8882	0.1265	7M
41 Carbon tetrachloride	117	9.097	9.101	-0.004	0	1545	0.0281	7
$ 42 1,2-Dichloroethane-d4 (Sur	65	9.324	9.329	-0.005	32	745758	24.5	
* 47 Fluorobenzene	96	9.917	9.921	-0.004	98	3001632	25.0	
48 Trichloroethene	95	10.569	10.574	-0.005	98	41230	0.8968	
$ 58 Toluene-d8 (Surr)	98	12.753	12.747	0.006	97	2388091	24.3	
59 Toluene	92	12.871	12.866	0.005	26	1292	0.0188	7
* 68 Chlorobenzene-d5	117	15.658	15.662	-0.004	90	2136662	25.0	
$ 79 4-Bromofluorobenzene	95	18.316	18.311	0.005	86	1632068	25.0	
* 92 1,4-Dichlorobenzene-d4	152	20.006	20.010	-0.004	97	1171905	25.0	
$ 94 1,2-Dichlorobenzene-d4	152	20.440	20.435	0.005	87	1050384	25.0	
98 1,2,4-Trichlorobenzene	180	22.071	22.075	-0.004	1	1268	0.0302	7
100 Naphthalene	128	22.357	22.322	0.035	83	2619	0.0385	7

QC Flag Legend

Processing Flags
7 - Failed Limit of Detection
Review Flags
M - Manually Integrated

Reagents:

VM8260SUW_00070 Amount Added: 2.50 Units: uL
VM8260ISw_00072 Amount Added: 2.50 Units: uL Run Reagent

Report Date: 24-Sep-2014 14:04:38 Chrom Revision: 2.2 18-Aug-2014 12:17:36

TestAmerica Burlington

Data File: \\BTV-LIMS1\ChromData\CHL.i\20140923-9607.b\LKOB13.D

Injection Date:	23-Sep-2014 15:33:30	Instrument ID:	CHL.i	Operator ID:	NEA
Lims ID:	200-24299-B-3	Lab Sample ID:	200-24299-3	Worklist Smp#:	13
Client ID:	WELL #2				
Purge Vol:	5.000 mL	Dil. Factor:	1.0000	ALS Bottle#:	12
Method:	8260_L_W	Limit Group:	VM_8260C_Limits		

Column: DB-624 (0.53 mm)

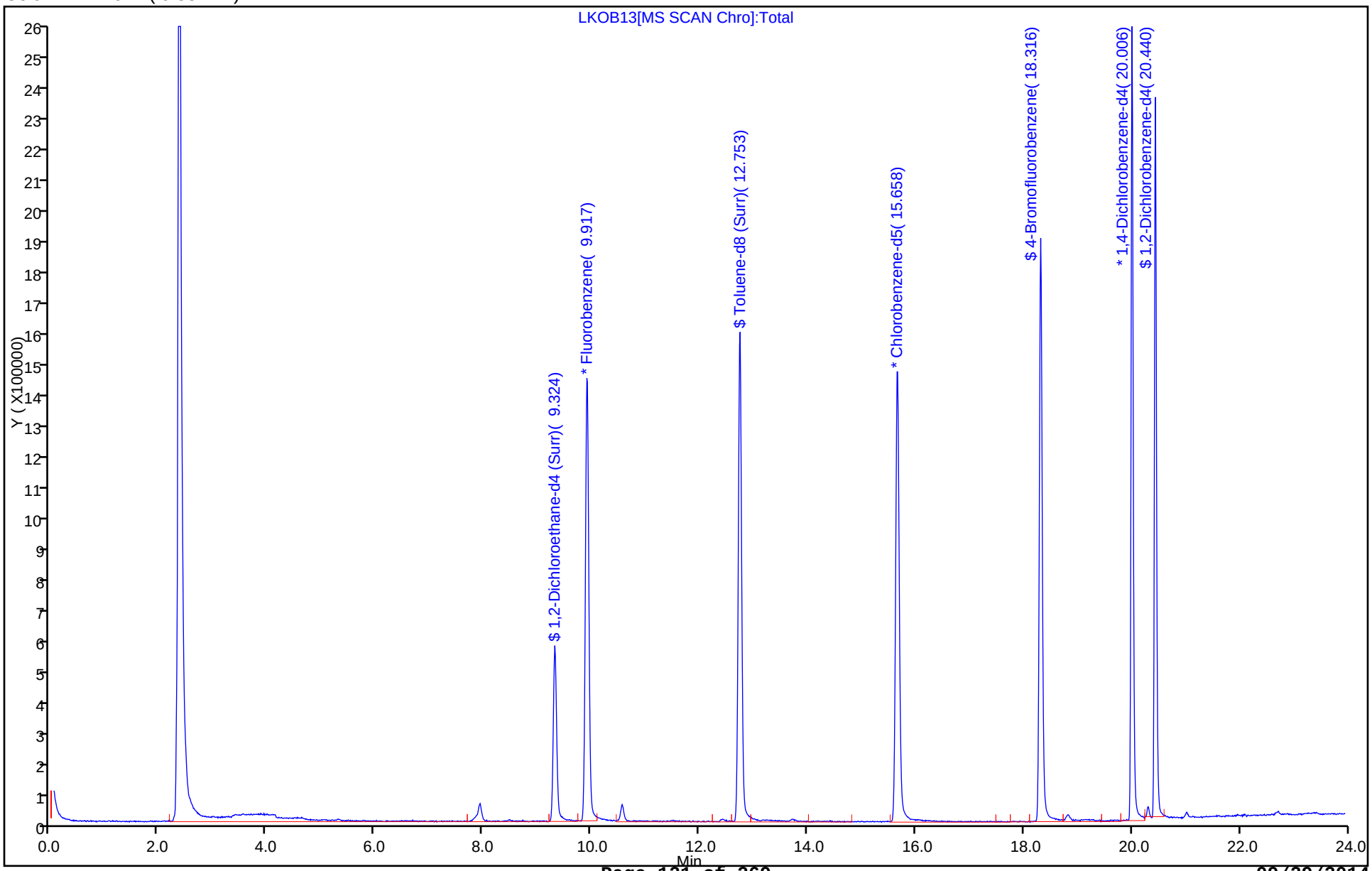

TestAmerica Burlington

Data File:	\\BTV-LIMS1\ChromData\CHL.i\20140923-9607.b\LKOB13.D				
Injection Date:	23-Sep-2014 15:33:30	Instrument ID:	CHL.i		
Lims ID:	200-24299-B-3	Lab Sample ID:	200-24299-3		
Client ID:	WELL #2				
Operator ID:	NEA	ALS Bottle#:	12	Worklist Smp#:	13
Purge Vol:	5.000 mL	Dil. Factor:	1.0000		
Method:	8260_L_W	Limit Group:	VM_8260C_Limits		
Column:	DB-624 (0.53 mm)	Detector	MS SCAN		

31 cis-1,2-Dichloroethene, CAS: 156-59-2

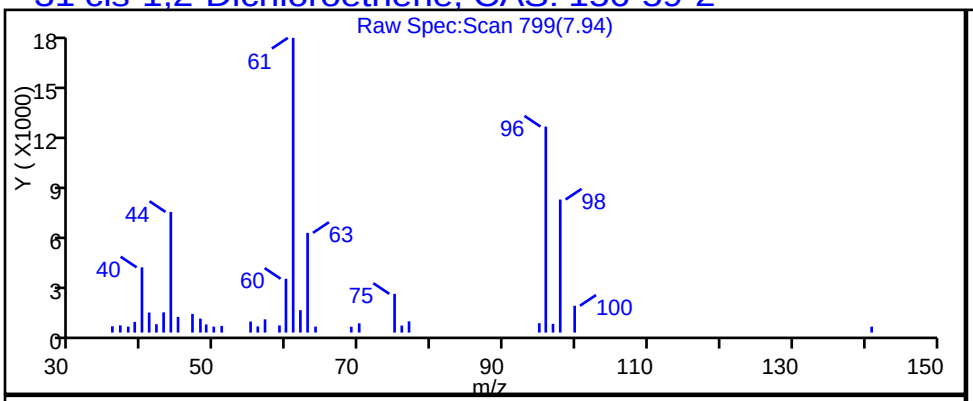

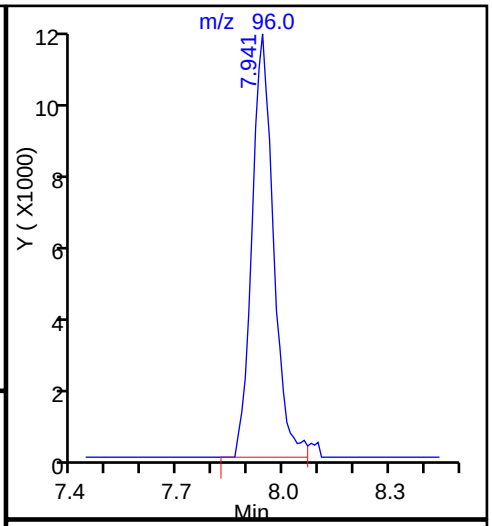

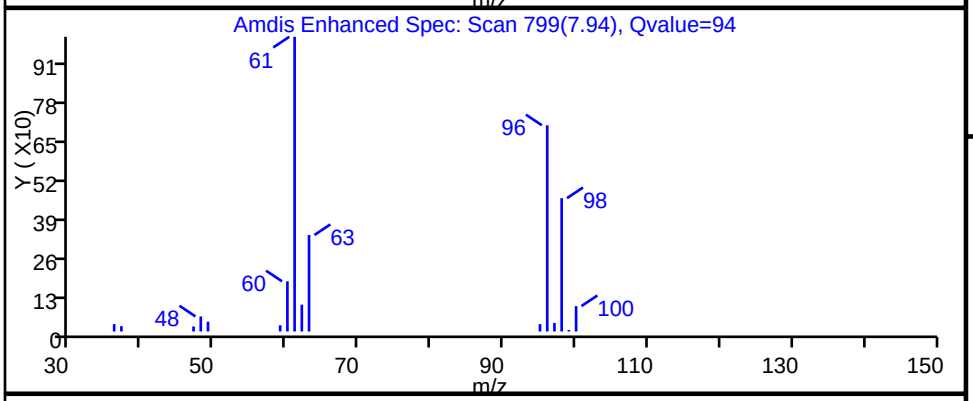

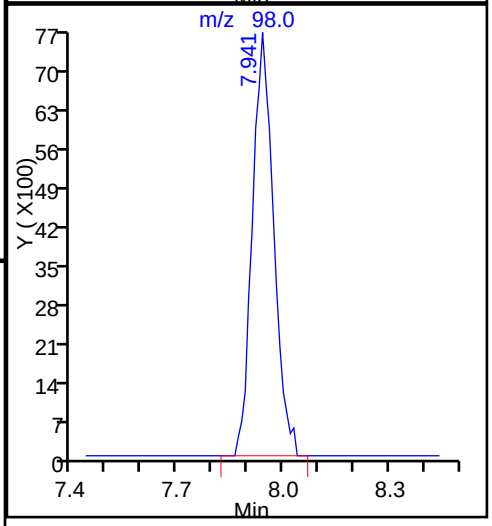

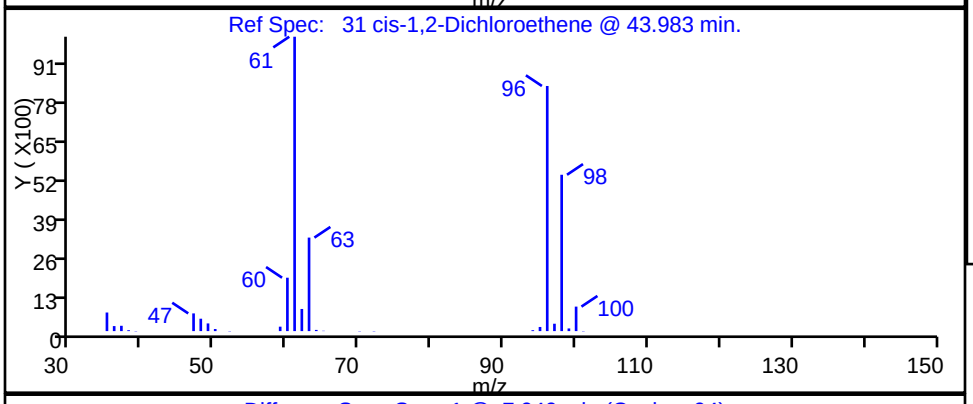

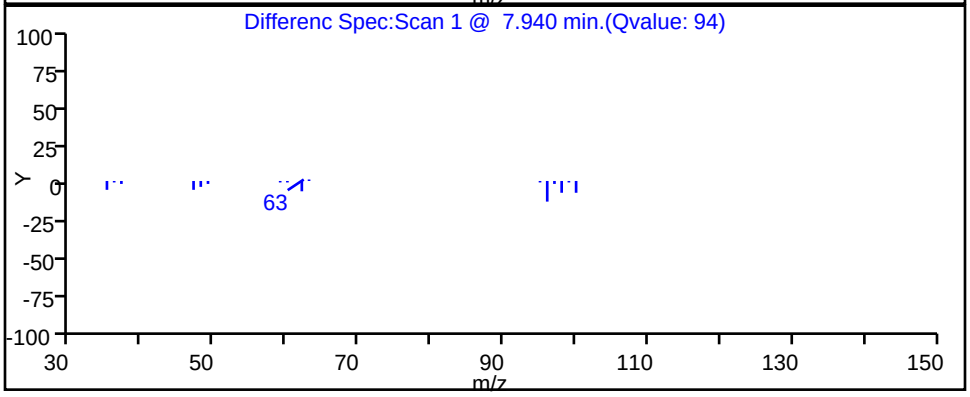

Report Date: 24-Sep-2014 14:04:38 Chrom Revision: 2.2 18-Aug-2014 12:17:36

TestAmerica Burlington

Data File: \\BTV-LIMS1\ChromData\CHL.i\20140923-9607.b\LKOB13.D

Injection Date:	23-Sep-2014 15:33:30	Instrument ID:	CHL.i		
Lims ID:	200-24299-B-3	Lab Sample ID:	200-24299-3		
Client ID:	WELL #2				
Operator ID:	NEA	ALS Bottle#:	12	Worklist Smp#:	13
Purge Vol:	5.000 mL	Dil. Factor:	1.0000		
Method:	8260_L_W	Limit Group:	VM_8260C_Limits		
Column:	DB-624 (0.53 mm)	Detector	MS SCAN		

37 Chloroform, CAS: 67-66-3

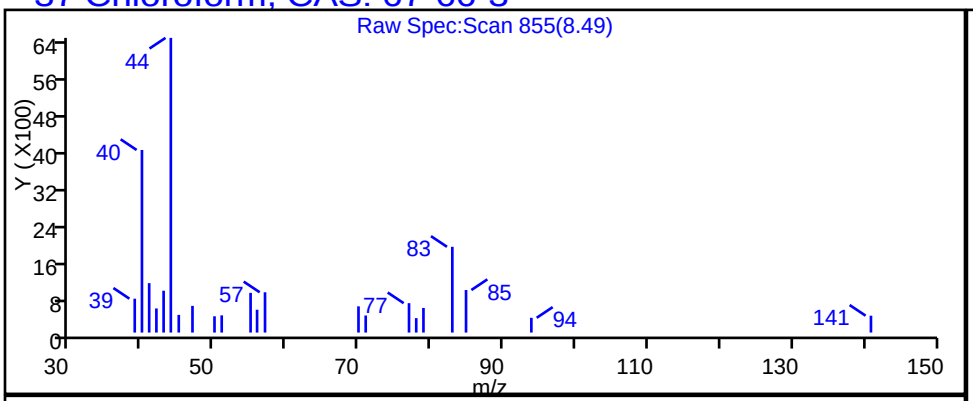

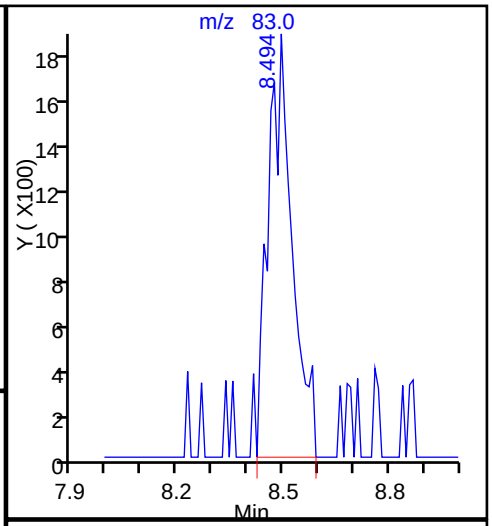

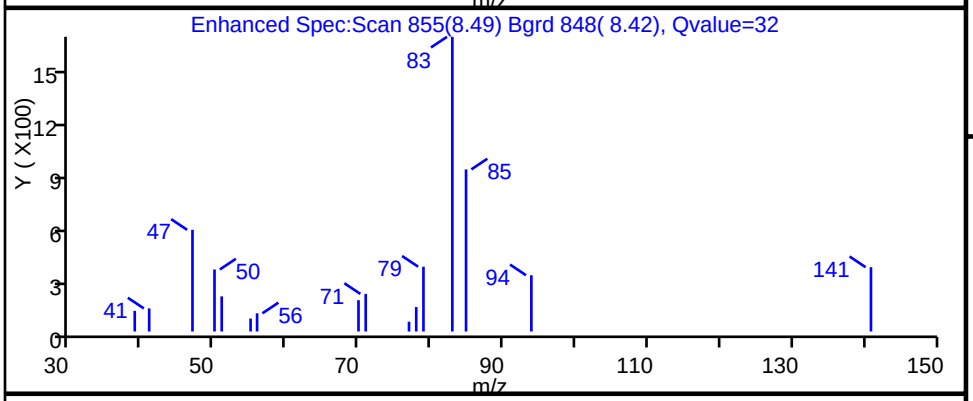

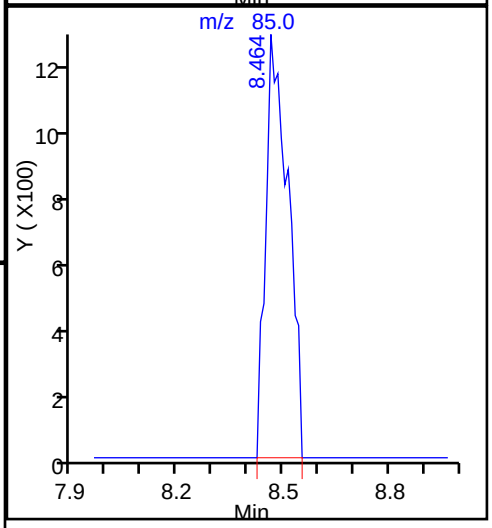

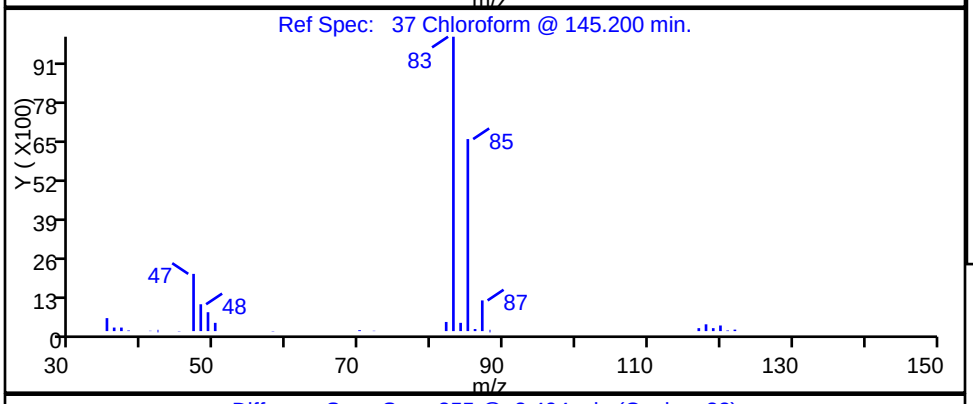

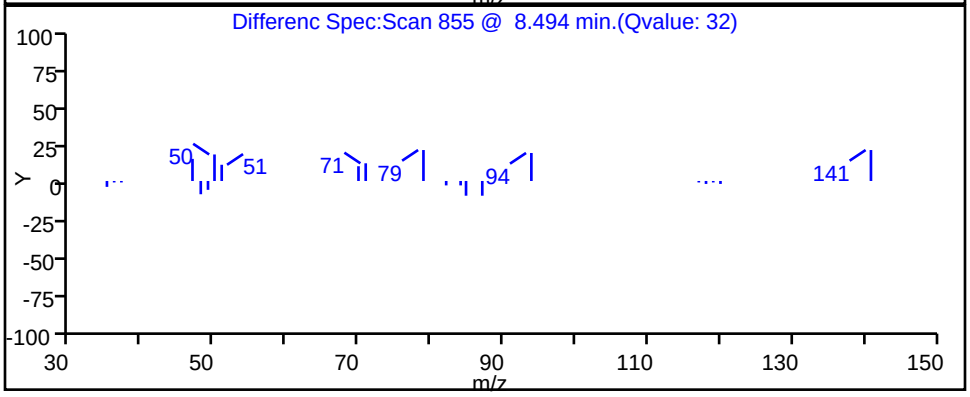

TestAmerica Burlington

Data File:	\\BTV-LIMS1\ChromData\CHL.i\20140923-9607.b\LKOB13.D				
Injection Date:	23-Sep-2014 15:33:30	Instrument ID:	CHL.i		
Lims ID:	200-24299-B-3	Lab Sample ID:	200-24299-3		
Client ID:	WELL #2				
Operator ID:	NEA	ALS Bottle#:	12	Worklist Smp#:	13
Purge Vol:	5.000 mL	Dil. Factor:	1.0000		
Method:	8260_L_W	Limit Group:	VM_8260C_Limits		
Column:	DB-624 (0.53 mm)	Detector	MS SCAN		

48 Trichloroethene, CAS: 79-01-6

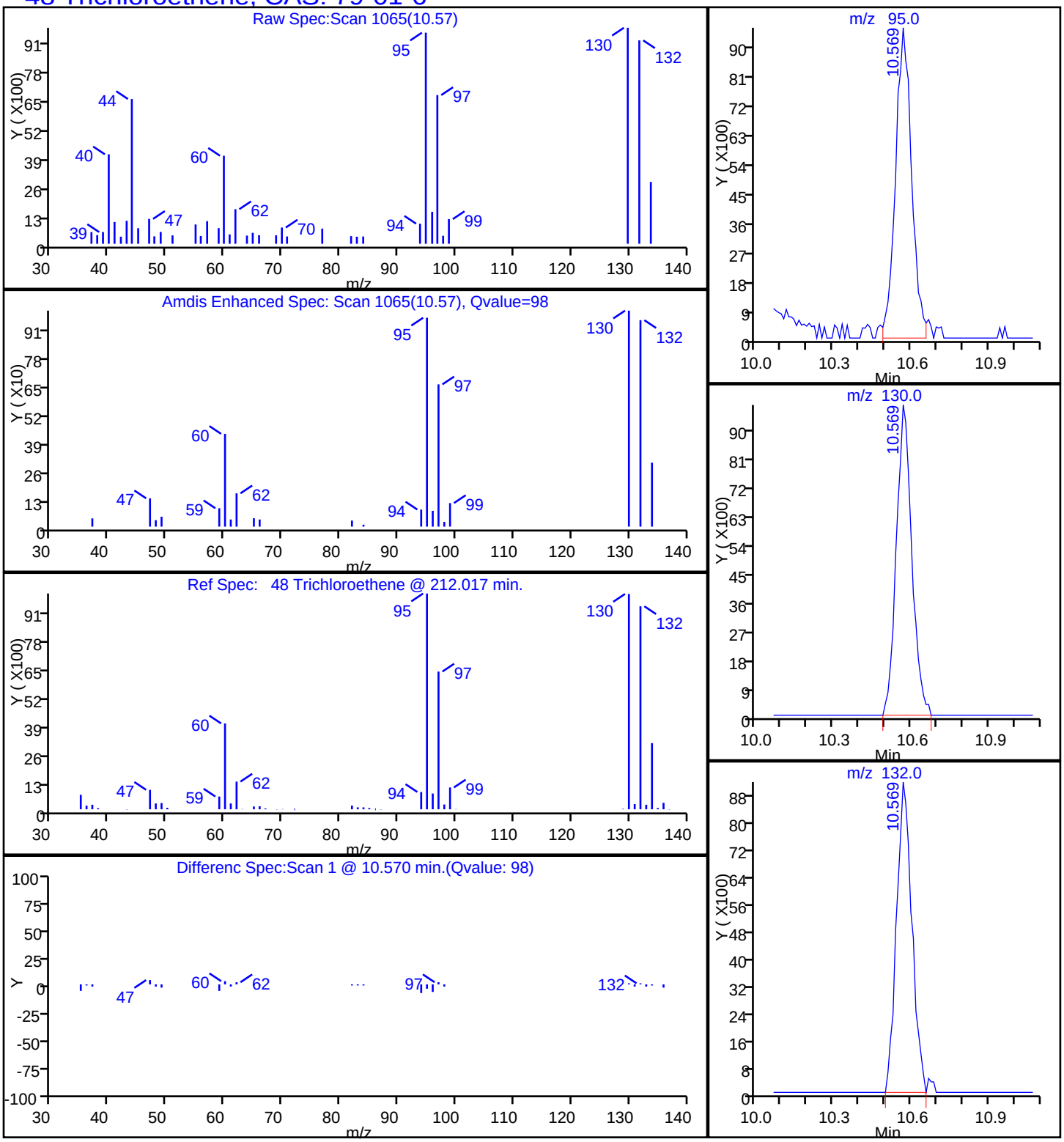

Manual Integration/User Assign Peak Report

TestAmerica Burlington

Data File:	\\BTV-LIMS1\ChromData\CHL.i\20140923-9607.b\LKOB13.D				
Injection Date:	23-Sep-2014 15:33:30	Instrument ID:	CHL.i		
Lims ID:	200-24299-B-3	Lab Sample ID:	200-24299-3		
Client ID:	WELL #2				
Operator ID:	NEA	ALS Bottle#:	12	Worklist Smp#:	13
Purge Vol:	5.000 mL	Dil. Factor:	1.0000		
Method:	8260_L_W	Limit Group:	VM_8260C_Limits		
Column:	DB-624 (0.53 mm)	Detector	MS SCAN		

37 Chloroform, CAS: 67-66-3

Processing Integration Results

RT: 8.47
Response: 3997
Amount: 0.056915

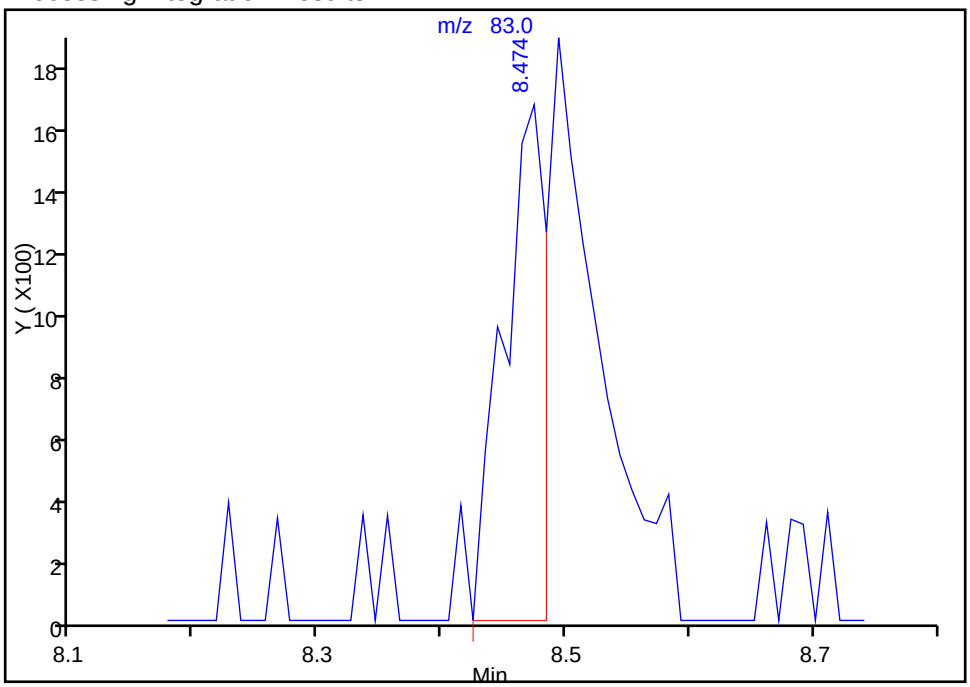

Manual Integration Results

RT: 8.49
Response: 8882
Amount: 0.126474

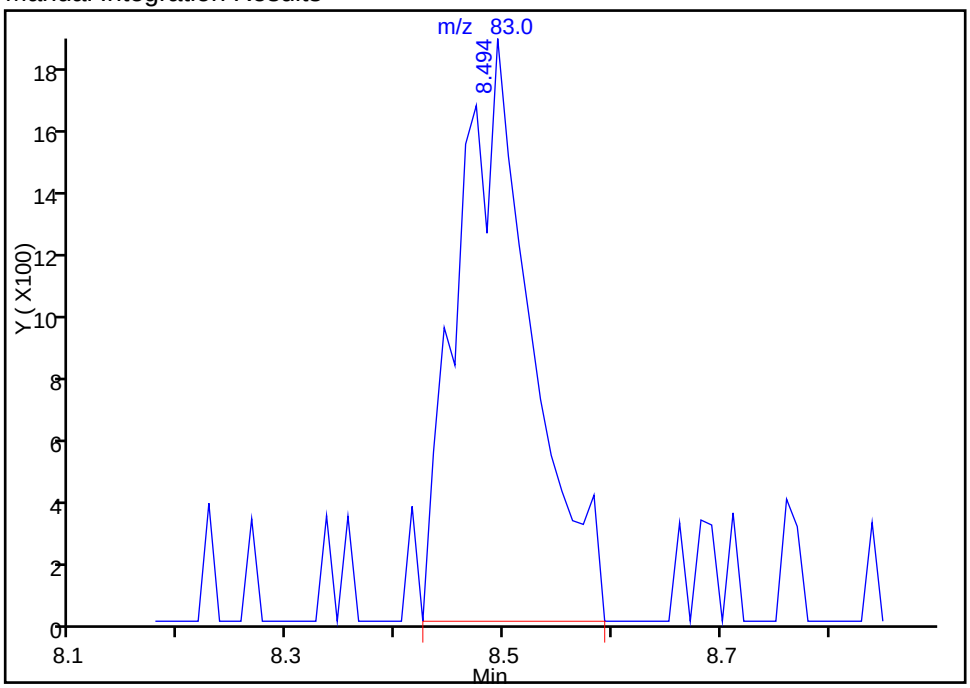

Reviewer: archern, 24-Sep-2014 10:00:03
Audit Action: Manually Integrated
Audit Reason: Baseline Event

FORM I
GC/MS VOA ORGANICS ANALYSIS DATA SHEET

Lab Name: TestAmerica Burlington Job No.: 200-24299-1

SDG No.: 200-24299

Client Sample ID: WELL #1 Lab Sample ID: 200-24299-4

Matrix: Water Lab File ID: LKOB14.D

Analysis Method: 8260C Date Collected: 09/19/2014 11:15

Sample wt/vol: 5(mL) Date Analyzed: 09/23/2014 16:06

Soil Aliquot Vol: Dilution Factor: 1

Soil Extract Vol.: GC Column: DB-624 ID: 0.53(mm)

% Moisture: Level: (low/med) Low

Analysis Batch No.: 77624 Units: ug/L

CAS NO.	COMPOUND NAME	RESULT	Q	LOQ	LOD	DL
75-71-8	Dichlorodifluoromethane	0.20	U	1.0	0.20	0.19
74-87-3	Chloromethane	0.20	U	1.0	0.20	0.19
75-01-4	Vinyl chloride	0.26	U	1.0	0.26	0.23
74-83-9	Bromomethane	0.26	U M Q	1.0	0.26	0.22
75-00-3	Chloroethane	0.26	U	1.0	0.26	0.20
75-69-4	Trichlorofluoromethane	0.26	U	1.0	0.26	0.20
75-35-4	1,1-Dichloroethene	0.20	U	1.0	0.20	0.12
76-13-1	1,1,2-Trichloro-1,2,2-trifl uoroethane	0.20	U	1.0	0.20	0.11
67-64-1	Acetone	1.0	U	5.0	1.0	0.68
74-88-4	Iodomethane	0.20	U	1.0	0.20	0.17
75-15-0	Carbon disulfide	0.20	U	1.0	0.20	0.16
79-20-9	Methyl acetate	0.51	U	1.0	0.51	0.21
75-09-2	Methylene Chloride	0.20	U	1.0	0.20	0.15
156-60-5	trans-1,2-Dichloroethene	0.20	U	1.0	0.20	0.14
540-59-0	1,2-Dichloroethene, Total	0.40	U	1.0	0.40	0.26
1634-04-4	Methyl tert-butyl ether	0.20	U	1.0	0.20	0.090
75-34-3	1,1-Dichloroethane	0.20	U	1.0	0.20	0.10
108-05-4	Vinyl acetate	0.31	U	1.0	0.31	0.13
594-20-7	2,2-Dichloropropane	0.20	U	1.0	0.20	0.10
156-59-2	cis-1,2-Dichloroethene	0.20	U	1.0	0.20	0.14
78-93-3	2-Butanone (MEK)	1.0	U	5.0	1.0	0.81
74-97-5	Chlorobromomethane	0.20	U	1.0	0.20	0.15
109-99-9	Tetrahydrofuran	2.8	U	14	2.8	1.6
67-66-3	Chloroform	0.20	U	1.0	0.20	0.11
71-55-6	1,1,1-Trichloroethane	0.20	U	1.0	0.20	0.070
110-82-7	Cyclohexane	0.20	U	1.0	0.20	0.10
563-58-6	1,1-Dichloropropene	0.20	U	1.0	0.20	0.080
56-23-5	Carbon tetrachloride	0.20	U	1.0	0.20	0.080
78-83-1	Isobutyl alcohol	10	U	50	10	7.2
71-43-2	Benzene	0.20	U	1.0	0.20	0.080
107-06-2	1,2-Dichloroethane	0.51	U	1.0	0.51	0.16
79-01-6	Trichloroethene	0.20	U	1.0	0.20	0.13
108-87-2	Methylcyclohexane	0.20	U	1.0	0.20	0.070
78-87-5	1,2-Dichloropropane	0.31	U	1.0	0.31	0.12
74-95-3	Dibromomethane	0.26	U	1.0	0.26	0.22

FORM I
GC/MS VOA ORGANICS ANALYSIS DATA SHEET

Lab Name: TestAmerica Burlington Job No.: 200-24299-1

SDG No.: 200-24299

Client Sample ID: WELL #1 Lab Sample ID: 200-24299-4

Matrix: Water Lab File ID: LKOB14.D

Analysis Method: 8260C Date Collected: 09/19/2014 11:15

Sample wt/vol: 5(mL) Date Analyzed: 09/23/2014 16:06

Soil Aliquot Vol: Dilution Factor: 1

Soil Extract Vol.: GC Column: DB-624 ID: 0.53(mm)

% Moisture: Level: (low/med) Low

Analysis Batch No.: 77624 Units: ug/L

CAS NO.	COMPOUND NAME	RESULT	Q	LOQ	LOD	DL
123-91-1	1,4-Dioxane	10	U	50	10	5.2
75-27-4	Dichlorobromomethane	0.20	U	1.0	0.20	0.090
110-75-8	2-Chloroethyl vinyl ether	0.51	U	1.0	0.51	0.16
10061-01-5	cis-1,3-Dichloropropene	0.26	U	1.0	0.26	0.14
108-10-1	4-Methyl-2-pentanone (MIBK)	1.0	U	5.0	1.0	0.65
108-88-3	Toluene	0.20	U	1.0	0.20	0.090
10061-02-6	trans-1,3-Dichloropropene	0.20	U	1.0	0.20	0.19
79-00-5	1,1,2-Trichloroethane	0.20	U	1.0	0.20	0.12
127-18-4	Tetrachloroethene	0.20	U	1.0	0.20	0.11
142-28-9	1,3-Dichloropropane	0.20	U	1.0	0.20	0.10
591-78-6	2-Hexanone	1.0	U	5.0	1.0	0.72
124-48-1	Chlorodibromomethane	0.20	U	1.0	0.20	0.10
106-93-4	Ethylene Dibromide	0.20	U	1.0	0.20	0.14
108-90-7	Chlorobenzene	0.20	U	1.0	0.20	0.090
630-20-6	1,1,1,2-Tetrachloroethane	0.20	U	1.0	0.20	0.10
100-41-4	Ethylbenzene	0.20	U	1.0	0.20	0.090
179601-23-1	m-Xylene & p-Xylene	0.40	U	1.0	0.40	0.18
95-47-6	o-Xylene	0.20	U	1.0	0.20	0.080
1330-20-7	Xylenes, Total	0.60	U	1.0	0.60	0.26
100-42-5	Styrene	0.20	U	1.0	0.20	0.10
75-25-2	Bromoform	0.20	U	1.0	0.20	0.060
98-82-8	Isopropylbenzene	0.20	U	1.0	0.20	0.070
108-86-1	Bromobenzene	0.20	U	1.0	0.20	0.13
79-34-5	1,1,2,2-Tetrachloroethane	0.31	U	1.0	0.31	0.10
96-18-4	1,2,3-Trichloropropane	0.20	U	1.0	0.20	0.11
103-65-1	N-Propylbenzene	0.20	U	1.0	0.20	0.10
95-49-8	2-Chlorotoluene	0.20	U	1.0	0.20	0.10
106-43-4	4-Chlorotoluene	0.20	U	1.0	0.20	0.12
108-67-8	1,3,5-Trimethylbenzene	0.20	U	1.0	0.20	0.080
98-06-6	tert-Butylbenzene	0.20	U	1.0	0.20	0.060
95-63-6	1,2,4-Trimethylbenzene	0.20	U	1.0	0.20	0.090
135-98-8	sec-Butylbenzene	0.20	U	1.0	0.20	0.080
99-87-6	4-Isopropyltoluene	0.20	U	1.0	0.20	0.090
541-73-1	1,3-Dichlorobenzene	0.20	U	1.0	0.20	0.11
106-46-7	1,4-Dichlorobenzene	0.20	U	1.0	0.20	0.16
95-50-1	1,2-Dichlorobenzene	0.20	U	1.0	0.20	0.13

FORM I
GC/MS VOA ORGANICS ANALYSIS DATA SHEET

Lab Name: TestAmerica Burlington Job No.: 200-24299-1

SDG No.: 200-24299

Client Sample ID: WELL #1 Lab Sample ID: 200-24299-4

Matrix: Water Lab File ID: LKOB14.D

Analysis Method: 8260C Date Collected: 09/19/2014 11:15

Sample wt/vol: 5(mL) Date Analyzed: 09/23/2014 16:06

Soil Aliquot Vol: Dilution Factor: 1

Soil Extract Vol.: GC Column: DB-624 ID: 0.53(mm)

% Moisture: Level: (low/med) Low

Analysis Batch No.: 77624 Units: ug/L

CAS NO.	COMPOUND NAME	RESULT	Q	LOQ	LOD	DL
104-51-8	n-Butylbenzene	0.20	U	1.0	0.20	0.080
96-12-8	1,2-Dibromo-3-Chloropropane	0.20	U	1.0	0.20	0.19
120-82-1	1,2,4-Trichlorobenzene	0.20	U	1.0	0.20	0.10
87-68-3	Hexachlorobutadiene	0.20	U	1.0	0.20	0.16
91-20-3	Naphthalene	0.20	U	1.0	0.20	0.18
87-61-6	1,2,3-Trichlorobenzene	0.20	U	1.0	0.20	0.15

CAS NO.	SURROGATE	%REC	Q	LIMITS
17060-07-0	1,2-Dichloroethane-d4 (Surr)	98		80-120
2037-26-5	Toluene-d8 (Surr)	97		80-120
460-00-4	4-Bromofluorobenzene	97		80-125
2199-69-1	1,2-Dichlorobenzene-d4	99		75-120

TestAmerica Burlington
Target Compound Quantitation Report

Data File: \\BTV-LIMS1\ChromData\CHL.i\20140923-9607.b\LKOB14.D
Lims ID: 200-24299-B-4 Lab Sample ID: 200-24299-4
Client ID: WELL #1
Sample Type: Client
Inject. Date: 23-Sep-2014 16:06:30 ALS Bottle#: 13 Worklist Smp#: 14
Purge Vol: 5.000 mL Dil. Factor: 1.0000
Sample Info: 200-0009607-014
Misc. Info.: 1,5
Operator ID: NEA Instrument ID: CHL.i

Method: \\BTV-LIMS1\ChromData\CHL.i\20140923-9607.b\8260_L_W.m
Limit Group: VM_8260C_Limits
Last Update: 24-Sep-2014 11:07:14 Calib Date: 17-Sep-2014 16:20:30
Integrator: RTE ID Type: Deconvolution ID
Quant Method: Internal Standard Quant By: Initial Calibration
Last ICal File: \\BTV-LIMS1\ChromData\CHL.i\20140917-9513.b\LKO09.D

Column 1 : DB-624 (0.53 mm) Det: MS SCAN
Process Host: XAWRK021

First Level Reviewer: archern Date: 24-Sep-2014 10:25:28

Compound	Sig	RT (min.)	Adj RT (min.)	Dlt RT (min.)	Q	Response	OnCol Amt ug/l	Flags
5 Bromomethane	94	3.548	3.538	0.010	39	1857	0.0818	7M
15 Iodomethane	142	5.218	5.218	0.000	83	1864	0.0443	7
16 Carbon disulfide	76	5.326	5.327	-0.001	94	6546	0.0786	7
$ 42 1,2-Dichloroethane-d4 (Sur	65	9.328	9.329	-0.001	32	746627	24.4	
* 47 Fluorobenzene	96	9.921	9.921	0.000	97	3013727	25.0	
$ 58 Toluene-d8 (Surr)	98	12.747	12.747	0.000	97	2440906	24.2	
59 Toluene	92	12.885	12.866	0.019	90	2597	0.0368	7
* 68 Chlorobenzene-d5	117	15.662	15.662	0.000	90	2200068	25.0	
$ 79 4-Bromofluorobenzene	95	18.320	18.311	0.009	86	1632258	24.3	
* 92 1,4-Dichlorobenzene-d4	152	20.010	20.010	0.000	97	1210431	25.0	
$ 94 1,2-Dichlorobenzene-d4	152	20.445	20.435	0.009	87	1071342	24.7	
98 1,2,4-Trichlorobenzene	180	22.085	22.075	0.010	76	917	0.0211	7
100 Naphthalene	128	22.352	22.322	0.030	12	2440	0.0347	7
101 1,2,3-Trichlorobenzene	180	22.589	22.579	0.010	65	1233	0.0325	7

QC Flag Legend

Processing Flags
7 - Failed Limit of Detection
Review Flags
M - Manually Integrated

Reagents:

VM8260SUW_00070 Amount Added: 2.50 Units: uL
VM8260ISw_00072 Amount Added: 2.50 Units: uL Run Reagent

Report Date: 24-Sep-2014 11:07:36 Chrom Revision: 2.2 18-Aug-2014 12:17:36

TestAmerica Burlington

Data File: \\BTV-LIMS1\ChromData\CHL.i\20140923-9607.b\LKOB14.D

Injection Date:	23-Sep-2014 16:06:30	Instrument ID:	CHL.i	Operator ID:	NEA
Lims ID:	200-24299-B-4	Lab Sample ID:	200-24299-4	Worklist Smp#:	14
Client ID:	WELL #1				
Purge Vol:	5.000 mL	Dil. Factor:	1.0000	ALS Bottle#:	13
Method:	8260_L_W	Limit Group:	VM_8260C_Limits		

Column: DB-624 (0.53 mm)

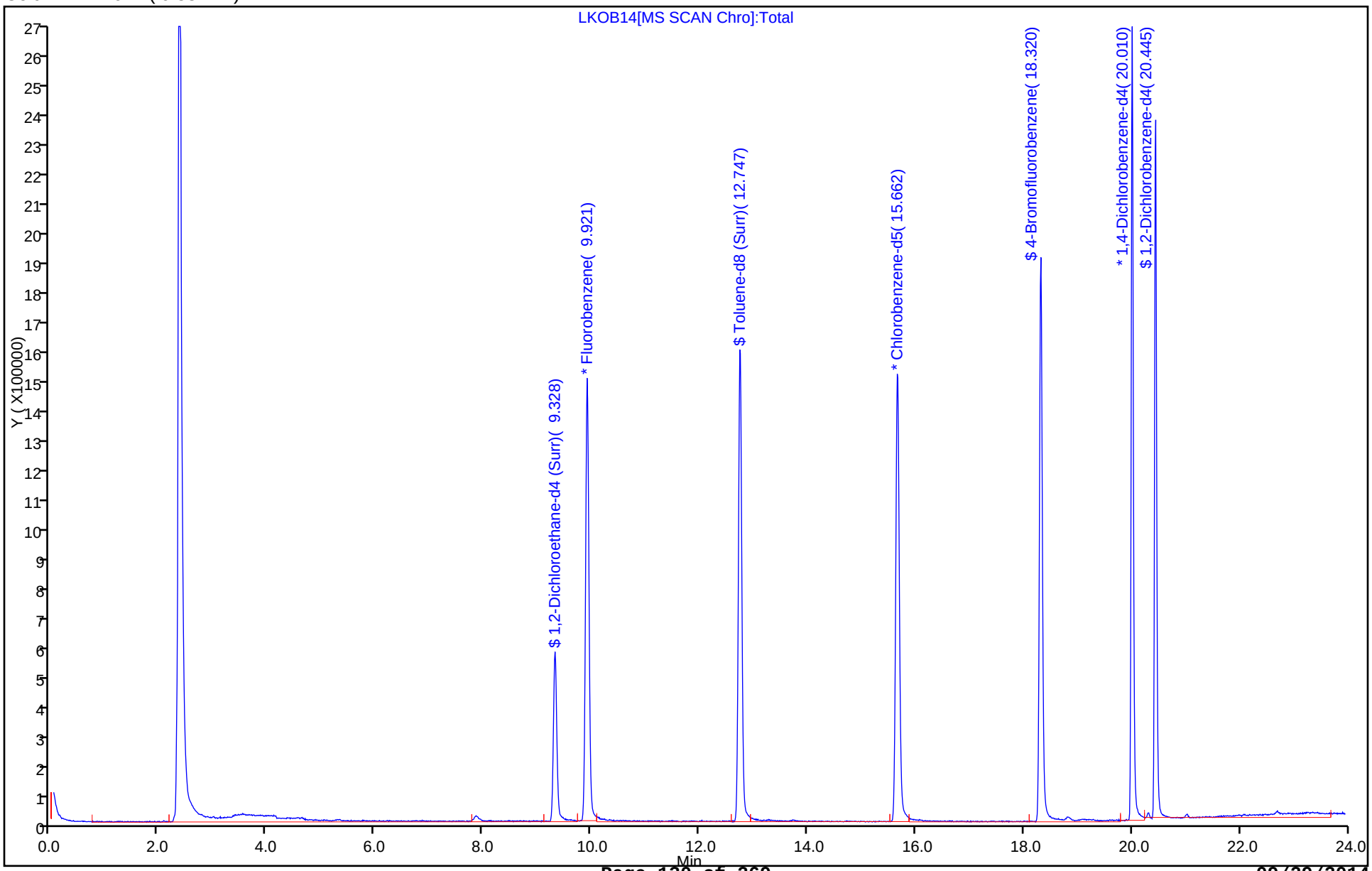

Manual Integration/User Assign Peak Report

TestAmerica Burlington

Data File:	\\BTV-LIMS1\ChromData\CHL.i\20140923-9607.b\LKOB14.D				
Injection Date:	23-Sep-2014 16:06:30	Instrument ID:	CHL.i		
Lims ID:	200-24299-B-4	Lab Sample ID:	200-24299-4		
Client ID:	WELL #1				
Operator ID:	NEA	ALS Bottle#:	13	Worklist Smp#:	14
Purge Vol:	5.000 mL	Dil. Factor:	1.0000		
Method:	8260_L_W	Limit Group:	VM_8260C_Limits		
Column:	DB-624 (0.53 mm)	Detector	MS SCAN		

5 Bromomethane, CAS: 74-83-9

Processing Integration Results

RT: 3.55
Response: 1032
Amount: 0.045480

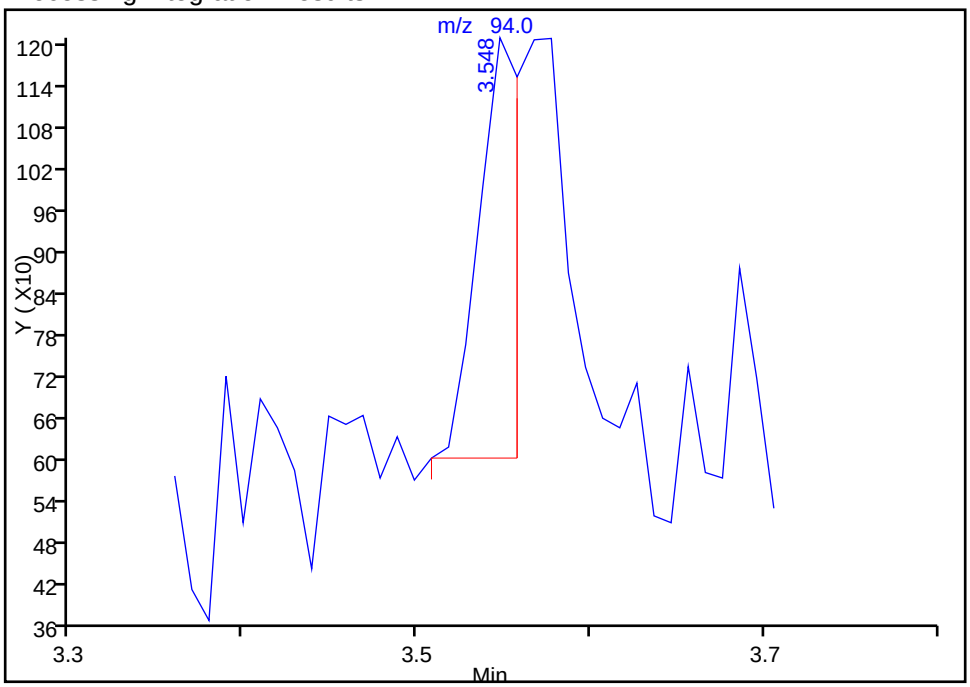

Manual Integration Results

RT: 3.55
Response: 1857
Amount: 0.081838

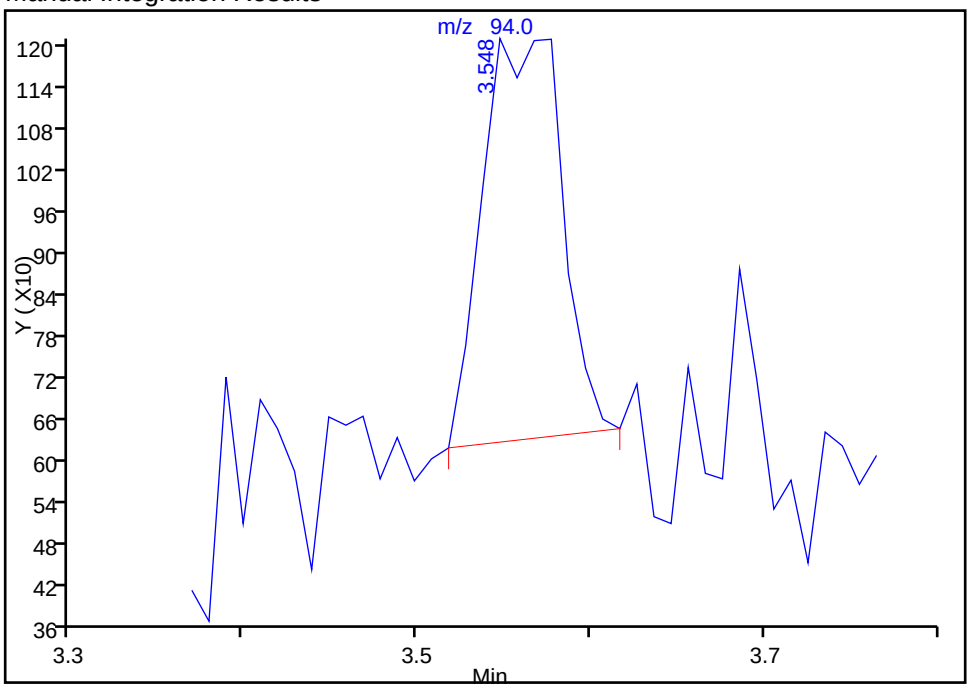

Reviewer: archern, 24-Sep-2014 10:31:53
Audit Action: Manually Integrated
Audit Reason: Baseline Event

FORM I
GC/MS VOA ORGANICS ANALYSIS DATA SHEET

Lab Name: TestAmerica Burlington Job No.: 200-24299-1

SDG No.: 200-24299

Client Sample ID: WELL #3 Lab Sample ID: 200-24299-7

Matrix: Water Lab File ID: LKOB15.D

Analysis Method: 8260C Date Collected: 09/18/2014 15:30

Sample wt/vol: 5(mL) Date Analyzed: 09/23/2014 16:39

Soil Aliquot Vol: Dilution Factor: 1

Soil Extract Vol.: GC Column: DB-624 ID: 0.53(mm)

% Moisture: Level: (low/med) Low

Analysis Batch No.: 77624 Units: ug/L

CAS NO.	COMPOUND NAME	RESULT	Q	LOQ	LOD	DL
75-71-8	Dichlorodifluoromethane	0.20	U	1.0	0.20	0.19
74-87-3	Chloromethane	0.20	U	1.0	0.20	0.19
75-01-4	Vinyl chloride	0.26	U	1.0	0.26	0.23
74-83-9	Bromomethane	0.26	U Q	1.0	0.26	0.22
75-00-3	Chloroethane	0.26	U	1.0	0.26	0.20
75-69-4	Trichlorofluoromethane	0.26	U	1.0	0.26	0.20
75-35-4	1,1-Dichloroethene	0.20	U	1.0	0.20	0.12
76-13-1	1,1,2-Trichloro-1,2,2-trifl uoroethane	0.20	U	1.0	0.20	0.11
67-64-1	Acetone	1.0	U	5.0	1.0	0.68
74-88-4	Iodomethane	0.20	U	1.0	0.20	0.17
75-15-0	Carbon disulfide	0.20	U	1.0	0.20	0.16
79-20-9	Methyl acetate	0.51	U	1.0	0.51	0.21
75-09-2	Methylene Chloride	0.20	U	1.0	0.20	0.15
156-60-5	trans-1,2-Dichloroethene	0.20	U	1.0	0.20	0.14
540-59-0	1,2-Dichloroethene, Total	0.30	J	1.0	0.40	0.26
1634-04-4	Methyl tert-butyl ether	0.20	U	1.0	0.20	0.090
75-34-3	1,1-Dichloroethane	0.20	U	1.0	0.20	0.10
108-05-4	Vinyl acetate	0.31	U	1.0	0.31	0.13
594-20-7	2,2-Dichloropropane	0.20	U	1.0	0.20	0.10
156-59-2	cis-1,2-Dichloroethene	0.30	J	1.0	0.20	0.14
78-93-3	2-Butanone (MEK)	1.0	U	5.0	1.0	0.81
74-97-5	Chlorobromomethane	0.20	U	1.0	0.20	0.15
109-99-9	Tetrahydrofuran	2.8	U	14	2.8	1.6
67-66-3	Chloroform	0.20	U	1.0	0.20	0.11
71-55-6	1,1,1-Trichloroethane	0.20	U	1.0	0.20	0.070
110-82-7	Cyclohexane	0.20	U	1.0	0.20	0.10
563-58-6	1,1-Dichloropropene	0.20	U	1.0	0.20	0.080
56-23-5	Carbon tetrachloride	0.20	U	1.0	0.20	0.080
78-83-1	Isobutyl alcohol	10	U	50	10	7.2
71-43-2	Benzene	0.20	U	1.0	0.20	0.080
107-06-2	1,2-Dichloroethane	0.51	U	1.0	0.51	0.16
79-01-6	Trichloroethene	0.20	U	1.0	0.20	0.13
108-87-2	Methylcyclohexane	0.20	U	1.0	0.20	0.070
78-87-5	1,2-Dichloropropane	0.31	U	1.0	0.31	0.12
74-95-3	Dibromomethane	0.26	U	1.0	0.26	0.22

FORM I
GC/MS VOA ORGANICS ANALYSIS DATA SHEET

Lab Name: TestAmerica Burlington | Job No.: 200-24299-1

SDG No.: 200-24299

Client Sample ID: WELL #3 | Lab Sample ID: 200-24299-7

Matrix: Water | Lab File ID: LKOB15.D

Analysis Method: 8260C | Date Collected: 09/18/2014 15:30

Sample wt/vol: 5(mL) | Date Analyzed: 09/23/2014 16:39

Soil Aliquot Vol: | Dilution Factor: 1

Soil Extract Vol.: | GC Column: DB-624 ID: 0.53(mm)

% Moisture: | Level: (low/med) Low

Analysis Batch No.: 77624 | Units: ug/L

CAS NO.	COMPOUND NAME	RESULT	Q	LOQ	LOD	DL
123-91-1	1,4-Dioxane	10	U	50	10	5.2
75-27-4	Dichlorobromomethane	0.20	U	1.0	0.20	0.090
110-75-8	2-Chloroethyl vinyl ether	0.51	U	1.0	0.51	0.16
10061-01-5	cis-1,3-Dichloropropene	0.26	U	1.0	0.26	0.14
108-10-1	4-Methyl-2-pentanone (MIBK)	1.0	U	5.0	1.0	0.65
108-88-3	Toluene	0.20	U	1.0	0.20	0.090
10061-02-6	trans-1,3-Dichloropropene	0.20	U	1.0	0.20	0.19
79-00-5	1,1,2-Trichloroethane	0.20	U	1.0	0.20	0.12
127-18-4	Tetrachloroethene	0.20	U	1.0	0.20	0.11
142-28-9	1,3-Dichloropropane	0.20	U	1.0	0.20	0.10
591-78-6	2-Hexanone	1.0	U	5.0	1.0	0.72
124-48-1	Chlorodibromomethane	0.20	U	1.0	0.20	0.10
106-93-4	Ethylene Dibromide	0.20	U	1.0	0.20	0.14
108-90-7	Chlorobenzene	0.20	U	1.0	0.20	0.090
630-20-6	1,1,1,2-Tetrachloroethane	0.20	U	1.0	0.20	0.10
100-41-4	Ethylbenzene	0.20	U	1.0	0.20	0.090
179601-23-1	m-Xylene & p-Xylene	0.40	U	1.0	0.40	0.18
95-47-6	o-Xylene	0.20	U	1.0	0.20	0.080
1330-20-7	Xylenes, Total	0.60	U	1.0	0.60	0.26
100-42-5	Styrene	0.20	U	1.0	0.20	0.10
75-25-2	Bromoform	0.20	U	1.0	0.20	0.060
98-82-8	Isopropylbenzene	0.20	U	1.0	0.20	0.070
108-86-1	Bromobenzene	0.20	U	1.0	0.20	0.13
79-34-5	1,1,2,2-Tetrachloroethane	0.31	U	1.0	0.31	0.10
96-18-4	1,2,3-Trichloropropane	0.20	U	1.0	0.20	0.11
103-65-1	N-Propylbenzene	0.20	U	1.0	0.20	0.10
95-49-8	2-Chlorotoluene	0.20	U	1.0	0.20	0.10
106-43-4	4-Chlorotoluene	0.20	U	1.0	0.20	0.12
108-67-8	1,3,5-Trimethylbenzene	0.20	U	1.0	0.20	0.080
98-06-6	tert-Butylbenzene	0.20	U	1.0	0.20	0.060
95-63-6	1,2,4-Trimethylbenzene	0.20	U	1.0	0.20	0.090
135-98-8	sec-Butylbenzene	0.20	U	1.0	0.20	0.080
99-87-6	4-Isopropyltoluene	0.20	U	1.0	0.20	0.090
541-73-1	1,3-Dichlorobenzene	0.20	U	1.0	0.20	0.11
106-46-7	1,4-Dichlorobenzene	0.20	U	1.0	0.20	0.16
95-50-1	1,2-Dichlorobenzene	0.20	U	1.0	0.20	0.13

FORM I
GC/MS VOA ORGANICS ANALYSIS DATA SHEET

Lab Name: TestAmerica Burlington Job No.: 200-24299-1

SDG No.: 200-24299

Client Sample ID: WELL #3 Lab Sample ID: 200-24299-7

Matrix: Water Lab File ID: LKOB15.D

Analysis Method: 8260C Date Collected: 09/18/2014 15:30

Sample wt/vol: 5(mL) Date Analyzed: 09/23/2014 16:39

Soil Aliquot Vol: Dilution Factor: 1

Soil Extract Vol.: GC Column: DB-624 ID: 0.53(mm)

% Moisture: Level: (low/med) Low

Analysis Batch No.: 77624 Units: ug/L

CAS NO.	COMPOUND NAME	RESULT	Q	LOQ	LOD	DL
104-51-8	n-Butylbenzene	0.20	U	1.0	0.20	0.080
96-12-8	1,2-Dibromo-3-Chloropropane	0.20	U	1.0	0.20	0.19
120-82-1	1,2,4-Trichlorobenzene	0.20	U	1.0	0.20	0.10
87-68-3	Hexachlorobutadiene	0.20	U	1.0	0.20	0.16
91-20-3	Naphthalene	0.20	U	1.0	0.20	0.18
87-61-6	1,2,3-Trichlorobenzene	0.20	U	1.0	0.20	0.15

CAS NO.	SURROGATE	%REC	Q	LIMITS
17060-07-0	1,2-Dichloroethane-d4 (Surr)	99		80-120
2037-26-5	Toluene-d8 (Surr)	97		80-120
460-00-4	4-Bromofluorobenzene	98		80-125
2199-69-1	1,2-Dichlorobenzene-d4	98		75-120

TestAmerica Burlington
Target Compound Quantitation Report

Data File: \\BTV-LIMS1\ChromData\CHL.i\20140923-9607.b\LKOB15.D
Lims ID: 200-24299-B-7 Lab Sample ID: 200-24299-7
Client ID: WELL #3
Sample Type: Client
Inject. Date: 23-Sep-2014 16:39:30 ALS Bottle#: 14 Worklist Smp#: 15
Purge Vol: 5.000 mL Dil. Factor: 1.0000
Sample Info: 200-0009607-015
Misc. Info.: 1,5
Operator ID: NEA Instrument ID: CHL.i

Method: \\BTV-LIMS1\ChromData\CHL.i\20140923-9607.b\8260_L_W.m
Limit Group: VM_8260C_Limits
Last Update: 24-Sep-2014 11:07:14 Calib Date: 17-Sep-2014 16:20:30
Integrator: RTE ID Type: Deconvolution ID
Quant Method: Internal Standard Quant By: Initial Calibration
Last ICal File: \\BTV-LIMS1\ChromData\CHL.i\20140917-9513.b\LKO09.D

Column 1 : DB-624 (0.53 mm) Det: MS SCAN
Process Host: XAWRK021

First Level Reviewer: archern Date: 24-Sep-2014 10:37:22

Compound	Sig	RT (min.)	Adj RT (min.)	Dlt RT (min.)	Q	Response	OnCol Amt ug/l	Flags
16 Carbon disulfide	76	5.316	5.327	-0.011	94	5837	0.0703	7
S 24 1,2-Dichloroethene, Total	96				0		0.2995	
31 cis-1,2-Dichloroethene	96	7.935	7.945	-0.010	96	11498	0.2995	
$ 42 1,2-Dichloroethane-d4 (Sur	65	9.328	9.329	-0.001	32	752282	24.7	
* 47 Fluorobenzene	96	9.921	9.921	0.000	97	3004064	25.0	
$ 58 Toluene-d8 (Surr)	98	12.747	12.747	0.000	97	2426257	24.2	
* 68 Chlorobenzene-d5	117	15.662	15.662	0.000	90	2182065	25.0	
$ 79 4-Bromofluorobenzene	95	18.320	18.311	0.009	87	1636204	24.5	
* 92 1,4-Dichlorobenzene-d4	152	20.010	20.010	0.000	97	1198930	25.0	
$ 94 1,2-Dichlorobenzene-d4	152	20.435	20.435	0.000	87	1053792	24.5	
98 1,2,4-Trichlorobenzene	180	22.085	22.075	0.010	1	532	0.0124	7
100 Naphthalene	128	22.362	22.322	0.040	1	1952	0.0281	7

QC Flag Legend

Processing Flags
7 - Failed Limit of Detection

Reagents:

VM8260SUW_00070 Amount Added: 2.50 Units: uL
VM8260ISw_00072 Amount Added: 2.50 Units: uL Run Reagent

Report Date: 24-Sep-2014 11:07:37 Chrom Revision: 2.2 18-Aug-2014 12:17:36

TestAmerica Burlington

Data File: \\BTV-LIMS1\ChromData\CHL.i\20140923-9607.b\LKOB15.D

Injection Date:	23-Sep-2014 16:39:30	Instrument ID:	CHL.i	Operator ID:	NEA
Lims ID:	200-24299-B-7	Lab Sample ID:	200-24299-7	Worklist Smp#:	15
Client ID:	WELL #3				
Purge Vol:	5.000 mL	Dil. Factor:	1.0000	ALS Bottle#:	14
Method:	8260_L_W	Limit Group:	VM_8260C_Limits		

Column: DB-624 (0.53 mm)

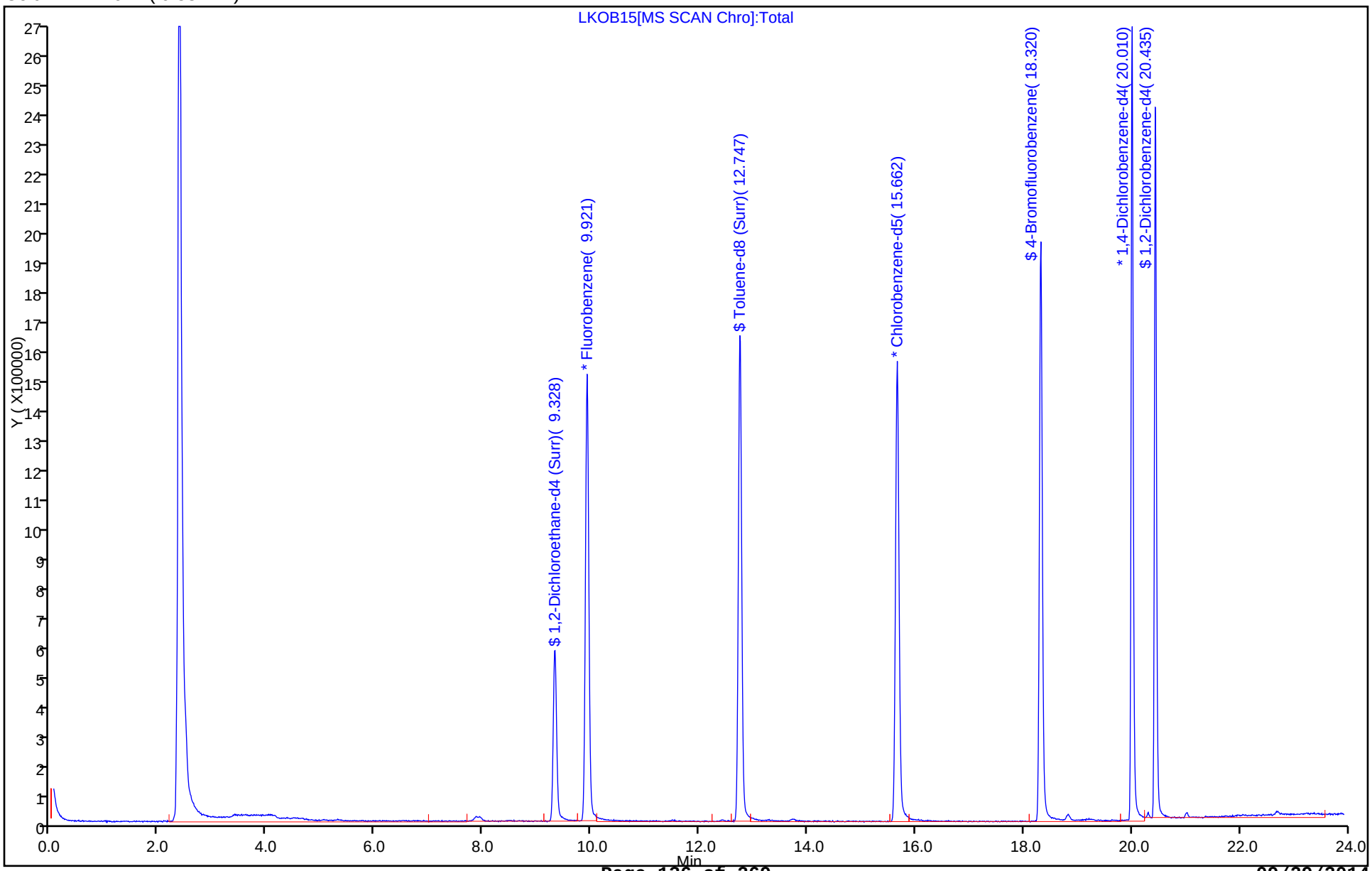

TestAmerica Burlington

Data File:	\\BTV-LIMS1\ChromData\CHL.i\20140923-9607.b\LKOB15.D				
Injection Date:	23-Sep-2014 16:39:30	Instrument ID:	CHL.i		
Lims ID:	200-24299-B-7	Lab Sample ID:	200-24299-7		
Client ID:	WELL #3				
Operator ID:	NEA	ALS Bottle#:	14	Worklist Smp#:	15
Purge Vol:	5.000 mL	Dil. Factor:	1.0000		
Method:	8260_L_W	Limit Group:	VM_8260C_Limits		
Column:	DB-624 (0.53 mm)	Detector	MS SCAN		

31 cis-1,2-Dichloroethene, CAS: 156-59-2

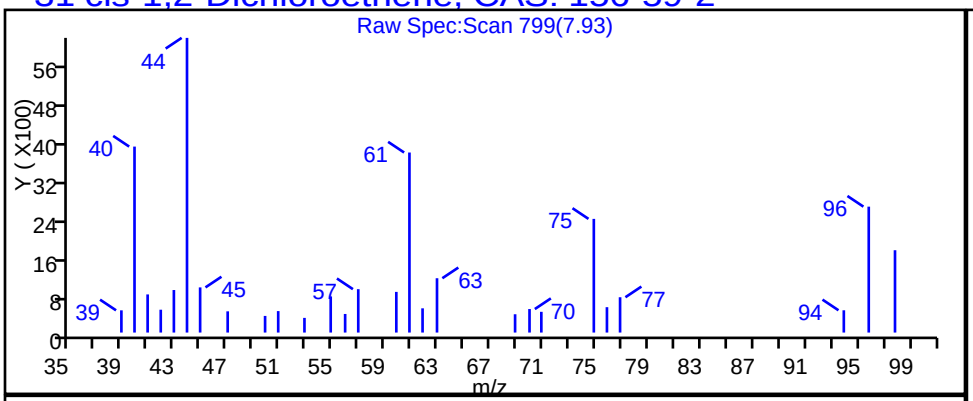

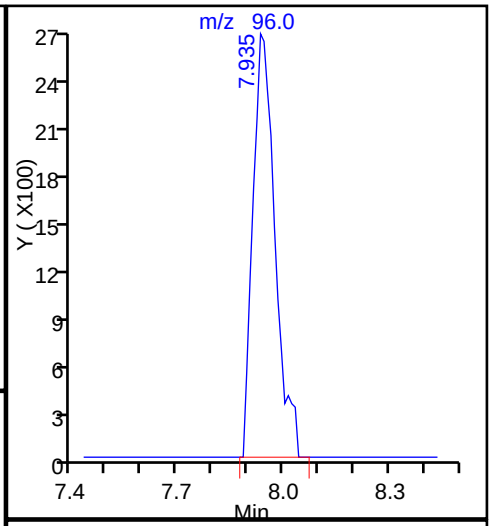

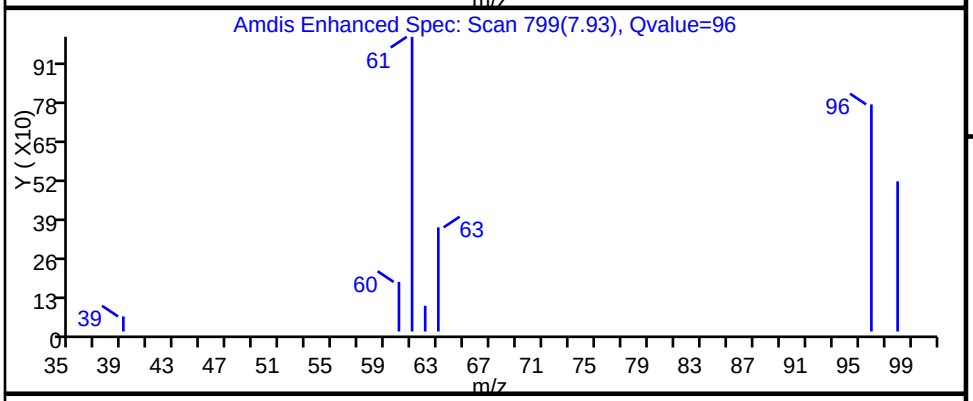

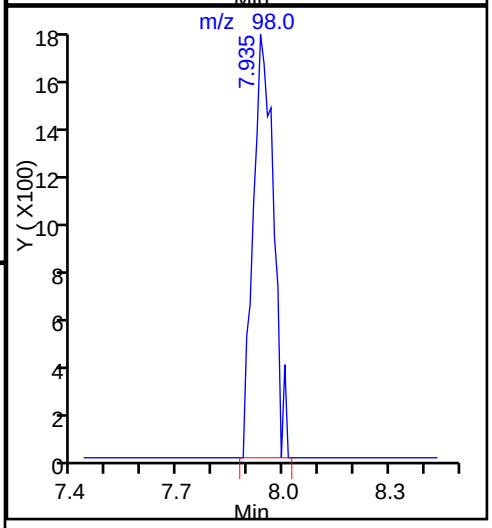

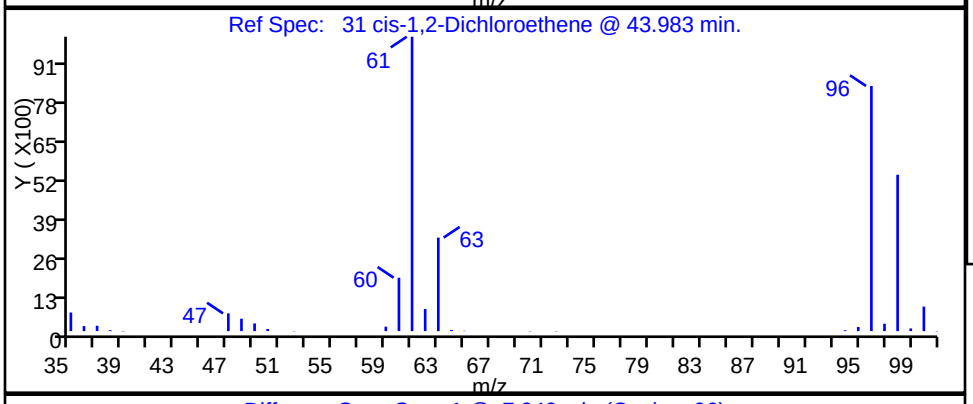

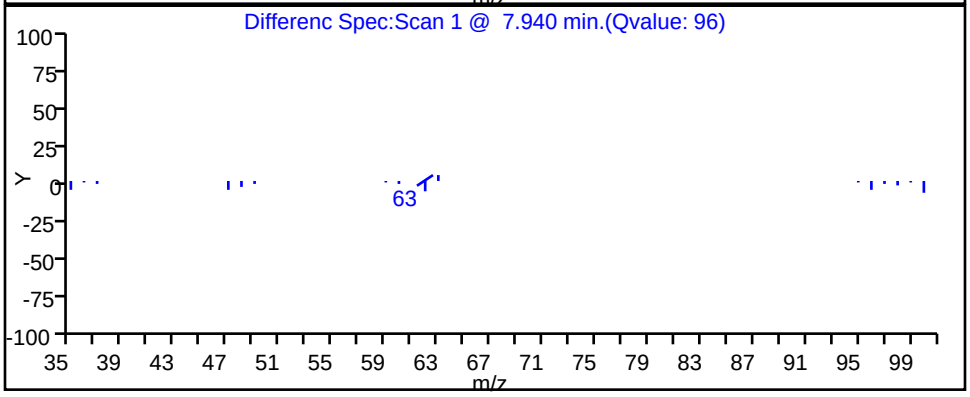

FORM I
GC/MS VOA ORGANICS ANALYSIS DATA SHEET

Lab Name: TestAmerica Burlington Job No.: 200-24299-1

SDG No.: 200-24299

Client Sample ID: WELL #4 Lab Sample ID: 200-24299-8

Matrix: Water Lab File ID: LKOB16.D

Analysis Method: 8260C Date Collected: 09/18/2014 13:30

Sample wt/vol: 5(mL) Date Analyzed: 09/23/2014 17:12

Soil Aliquot Vol: Dilution Factor: 1

Soil Extract Vol.: GC Column: DB-624 ID: 0.53(mm)

% Moisture: Level: (low/med) Low

Analysis Batch No.: 77624 Units: ug/L

CAS NO.	COMPOUND NAME	RESULT	Q	LOQ	LOD	DL
75-71-8	Dichlorodifluoromethane	0.20	U	1.0	0.20	0.19
74-87-3	Chloromethane	0.20	U	1.0	0.20	0.19
75-01-4	Vinyl chloride	0.26	U	1.0	0.26	0.23
74-83-9	Bromomethane	0.22	J M Q	1.0	0.26	0.22
75-00-3	Chloroethane	0.26	U	1.0	0.26	0.20
75-69-4	Trichlorofluoromethane	0.26	U	1.0	0.26	0.20
75-35-4	1,1-Dichloroethene	0.20	U	1.0	0.20	0.12
76-13-1	1,1,2-Trichloro-1,2,2-trifl uoroethane	0.20	U	1.0	0.20	0.11
67-64-1	Acetone	1.6	J	5.0	1.0	0.68
74-88-4	Iodomethane	0.20	U	1.0	0.20	0.17
75-15-0	Carbon disulfide	0.20	U	1.0	0.20	0.16
79-20-9	Methyl acetate	0.51	U	1.0	0.51	0.21
75-09-2	Methylene Chloride	0.20	U	1.0	0.20	0.15
156-60-5	trans-1,2-Dichloroethene	0.20	U	1.0	0.20	0.14
540-59-0	1,2-Dichloroethene, Total	0.40	U	1.0	0.40	0.26
1634-04-4	Methyl tert-butyl ether	0.20	U	1.0	0.20	0.090
75-34-3	1,1-Dichloroethane	0.20	U	1.0	0.20	0.10
108-05-4	Vinyl acetate	0.31	U	1.0	0.31	0.13
594-20-7	2,2-Dichloropropane	0.20	U	1.0	0.20	0.10
156-59-2	cis-1,2-Dichloroethene	0.20	U	1.0	0.20	0.14
78-93-3	2-Butanone (MEK)	1.0	U	5.0	1.0	0.81
74-97-5	Chlorobromomethane	0.20	U	1.0	0.20	0.15
109-99-9	Tetrahydrofuran	2.8	U	14	2.8	1.6
67-66-3	Chloroform	0.20	U	1.0	0.20	0.11
71-55-6	1,1,1-Trichloroethane	0.20	U	1.0	0.20	0.070
110-82-7	Cyclohexane	0.20	U	1.0	0.20	0.10
563-58-6	1,1-Dichloropropene	0.20	U	1.0	0.20	0.080
56-23-5	Carbon tetrachloride	0.20	U	1.0	0.20	0.080
78-83-1	Isobutyl alcohol	10	U	50	10	7.2
71-43-2	Benzene	0.20	U	1.0	0.20	0.080
107-06-2	1,2-Dichloroethane	0.51	U	1.0	0.51	0.16
79-01-6	Trichloroethene	0.20	U	1.0	0.20	0.13
108-87-2	Methylcyclohexane	0.20	U	1.0	0.20	0.070
78-87-5	1,2-Dichloropropane	0.31	U	1.0	0.31	0.12
74-95-3	Dibromomethane	0.26	U	1.0	0.26	0.22

FORM I
GC/MS VOA ORGANICS ANALYSIS DATA SHEET

Lab Name: TestAmerica Burlington | Job No.: 200-24299-1

SDG No.: 200-24299

Client Sample ID: WELL #4 | Lab Sample ID: 200-24299-8

Matrix: Water | Lab File ID: LKOB16.D

Analysis Method: 8260C | Date Collected: 09/18/2014 13:30

Sample wt/vol: 5(mL) | Date Analyzed: 09/23/2014 17:12

Soil Aliquot Vol: | Dilution Factor: 1

Soil Extract Vol.: | GC Column: DB-624 ID: 0.53(mm)

% Moisture: | Level: (low/med) Low

Analysis Batch No.: 77624 | Units: ug/L

CAS NO.	COMPOUND NAME	RESULT	Q	LOQ	LOD	DL
123-91-1	1,4-Dioxane	10	U	50	10	5.2
75-27-4	Dichlorobromomethane	0.20	U	1.0	0.20	0.090
110-75-8	2-Chloroethyl vinyl ether	0.51	U	1.0	0.51	0.16
10061-01-5	cis-1,3-Dichloropropene	0.26	U	1.0	0.26	0.14
108-10-1	4-Methyl-2-pentanone (MIBK)	1.0	U	5.0	1.0	0.65
108-88-3	Toluene	0.20	U	1.0	0.20	0.090
10061-02-6	trans-1,3-Dichloropropene	0.20	U	1.0	0.20	0.19
79-00-5	1,1,2-Trichloroethane	0.20	U	1.0	0.20	0.12
127-18-4	Tetrachloroethene	0.20	U	1.0	0.20	0.11
142-28-9	1,3-Dichloropropane	0.20	U	1.0	0.20	0.10
591-78-6	2-Hexanone	1.0	U	5.0	1.0	0.72
124-48-1	Chlorodibromomethane	0.20	U	1.0	0.20	0.10
106-93-4	Ethylene Dibromide	0.20	U	1.0	0.20	0.14
108-90-7	Chlorobenzene	0.20	U	1.0	0.20	0.090
630-20-6	1,1,1,2-Tetrachloroethane	0.20	U	1.0	0.20	0.10
100-41-4	Ethylbenzene	0.20	U	1.0	0.20	0.090
179601-23-1	m-Xylene & p-Xylene	0.40	U	1.0	0.40	0.18
95-47-6	o-Xylene	0.20	U	1.0	0.20	0.080
1330-20-7	Xylenes, Total	0.60	U	1.0	0.60	0.26
100-42-5	Styrene	0.20	U	1.0	0.20	0.10
75-25-2	Bromoform	0.20	U	1.0	0.20	0.060
98-82-8	Isopropylbenzene	0.20	U	1.0	0.20	0.070
108-86-1	Bromobenzene	0.20	U	1.0	0.20	0.13
79-34-5	1,1,2,2-Tetrachloroethane	0.31	U	1.0	0.31	0.10
96-18-4	1,2,3-Trichloropropane	0.20	U	1.0	0.20	0.11
103-65-1	N-Propylbenzene	0.20	U	1.0	0.20	0.10
95-49-8	2-Chlorotoluene	0.20	U	1.0	0.20	0.10
106-43-4	4-Chlorotoluene	0.20	U	1.0	0.20	0.12
108-67-8	1,3,5-Trimethylbenzene	0.20	U	1.0	0.20	0.080
98-06-6	tert-Butylbenzene	0.20	U	1.0	0.20	0.060
95-63-6	1,2,4-Trimethylbenzene	0.20	U	1.0	0.20	0.090
135-98-8	sec-Butylbenzene	0.20	U	1.0	0.20	0.080
99-87-6	4-Isopropyltoluene	0.20	U	1.0	0.20	0.090
541-73-1	1,3-Dichlorobenzene	0.20	U	1.0	0.20	0.11
106-46-7	1,4-Dichlorobenzene	0.20	U	1.0	0.20	0.16
95-50-1	1,2-Dichlorobenzene	0.20	U	1.0	0.20	0.13

FORM I
GC/MS VOA ORGANICS ANALYSIS DATA SHEET

Lab Name: TestAmerica Burlington | Job No.: 200-24299-1

SDG No.: 200-24299

Client Sample ID: WELL #4 | Lab Sample ID: 200-24299-8

Matrix: Water | Lab File ID: LKOB16.D

Analysis Method: 8260C | Date Collected: 09/18/2014 13:30

Sample wt/vol: 5(mL) | Date Analyzed: 09/23/2014 17:12

Soil Aliquot Vol: | Dilution Factor: 1

Soil Extract Vol.: | GC Column: DB-624 ID: 0.53(mm)

% Moisture: | Level: (low/med) Low

Analysis Batch No.: 77624 | Units: ug/L

CAS NO.	COMPOUND NAME	RESULT	Q	LOQ	LOD	DL
104-51-8	n-Butylbenzene	0.20	U	1.0	0.20	0.080
96-12-8	1,2-Dibromo-3-Chloropropane	0.20	U	1.0	0.20	0.19
120-82-1	1,2,4-Trichlorobenzene	0.20	U	1.0	0.20	0.10
87-68-3	Hexachlorobutadiene	0.20	U	1.0	0.20	0.16
91-20-3	Naphthalene	0.20	U	1.0	0.20	0.18
87-61-6	1,2,3-Trichlorobenzene	0.20	U	1.0	0.20	0.15

CAS NO.	SURROGATE	%REC	Q	LIMITS
17060-07-0	1,2-Dichloroethane-d4 (Surr)	98		80-120
2037-26-5	Toluene-d8 (Surr)	97		80-120
460-00-4	4-Bromofluorobenzene	98		80-125
2199-69-1	1,2-Dichlorobenzene-d4	99		75-120

TestAmerica Burlington
Target Compound Quantitation Report

Data File: \\BTV-LIMS1\ChromData\CHL.i\20140923-9607.b\LKOB16.D
Lims ID: 200-24299-B-8 Lab Sample ID: 200-24299-8
Client ID: WELL #4
Sample Type: Client
Inject. Date: 23-Sep-2014 17:12:30 ALS Bottle#: 15 Worklist Smp#: 16
Purge Vol: 5.000 mL Dil. Factor: 1.0000
Sample Info: 200-0009607-016
Misc. Info.: 1,5
Operator ID: NEA Instrument ID: CHL.i

Method: \\BTV-LIMS1\ChromData\CHL.i\20140923-9607.b\8260_L_W.m
Limit Group: VM_8260C_Limits
Last Update: 24-Sep-2014 11:07:14 Calib Date: 17-Sep-2014 16:20:30
Integrator: RTE ID Type: Deconvolution ID
Quant Method: Internal Standard Quant By: Initial Calibration
Last ICal File: \\BTV-LIMS1\ChromData\CHL.i\20140917-9513.b\LKO09.D

Column 1 : DB-624 (0.53 mm) Det: MS SCAN
Process Host: XAWRK021

First Level Reviewer: archern Date: 24-Sep-2014 10:42:06

Compound	Sig	RT (min.)	Adj RT (min.)	Dlt RT (min.)	Q	Response	OnCol Amt ug/l	Flags
5 Bromomethane	94	3.567	3.538	0.029	57	4955	0.2209	7M
14 Acetone	43	5.059	5.060	-0.001	53	4402	1.60	
15 Iodomethane	142	5.217	5.218	-0.001	69	3268	0.0786	
16 Carbon disulfide	76	5.316	5.327	-0.011	53	5270	0.0640	7
$ 42 1,2-Dichloroethane-d4 (Sur	65	9.327	9.329	-0.002	34	741821	24.5	
* 47 Fluorobenzene	96	9.920	9.921	-0.001	98	2978778	25.0	
$ 58 Toluene-d8 (Surr)	98	12.756	12.747	0.009	97	2416047	24.2	
* 68 Chlorobenzene-d5	117	15.671	15.662	0.009	90	2174712	25.0	
$ 79 4-Bromofluorobenzene	95	18.319	18.311	0.008	86	1613590	24.4	
* 92 1,4-Dichlorobenzene-d4	152	20.009	20.010	-0.001	98	1186981	25.0	
$ 94 1,2-Dichlorobenzene-d4	152	20.444	20.435	0.009	87	1048714	24.6	
98 1,2,4-Trichlorobenzene	180	22.074	22.075	-0.001	1	429	0.0101	7

QC Flag Legend

Processing Flags
7 - Failed Limit of Detection
Review Flags
M - Manually Integrated

Reagents:

VM8260SUW_00070 Amount Added: 2.50 Units: uL
VM8260ISw_00072 Amount Added: 2.50 Units: uL Run Reagent

Report Date: 24-Sep-2014 11:07:38 Chrom Revision: 2.2 18-Aug-2014 12:17:36

TestAmerica Burlington

Data File: \\BTV-LIMS1\ChromData\CHL.i\20140923-9607.b\LKOB16.D

Injection Date:	23-Sep-2014 17:12:30	Instrument ID:	CHL.i	Operator ID:	NEA
Lims ID:	200-24299-B-8	Lab Sample ID:	200-24299-8	Worklist Smp#:	16
Client ID:	WELL #4				
Purge Vol:	5.000 mL	Dil. Factor:	1.0000	ALS Bottle#:	15
Method:	8260_L_W	Limit Group:	VM_8260C_Limits		

Column: DB-624 (0.53 mm)

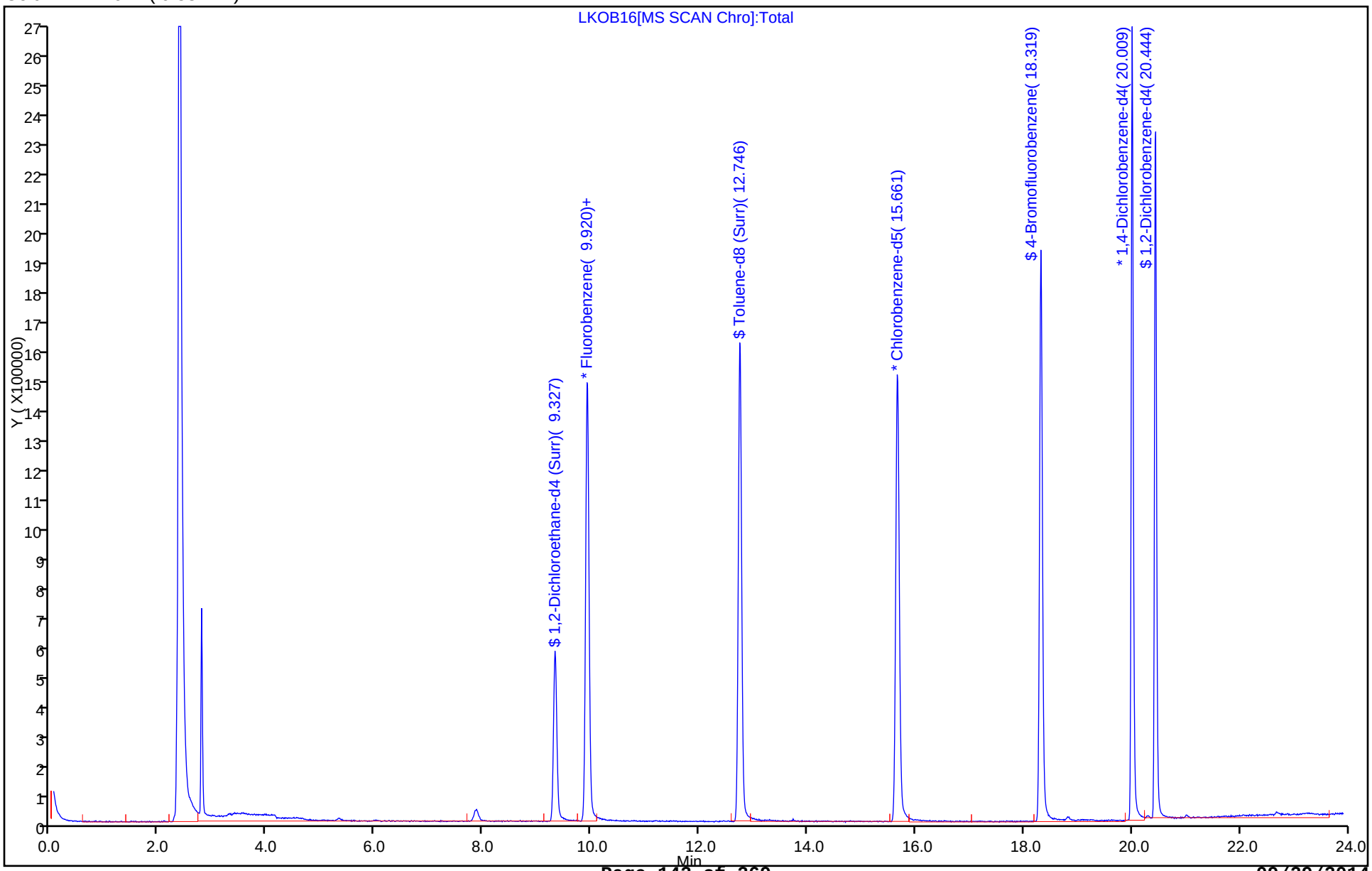

TestAmerica Burlington

Data File:	\\BTV-LIMS1\ChromData\CHL.i\20140923-9607.b\LKOB16.D				
Injection Date:	23-Sep-2014 17:12:30	Instrument ID:	CHL.i		
Lims ID:	200-24299-B-8	Lab Sample ID:	200-24299-8		
Client ID:	WELL #4				
Operator ID:	NEA	ALS Bottle#:	15	Worklist Smp#:	16
Purge Vol:	5.000 mL	Dil. Factor:	1.0000		
Method:	8260_L_W	Limit Group:	VM_8260C_Limits		
Column:	DB-624 (0.53 mm)	Detector	MS SCAN		

5 Bromomethane, CAS: 74-83-9

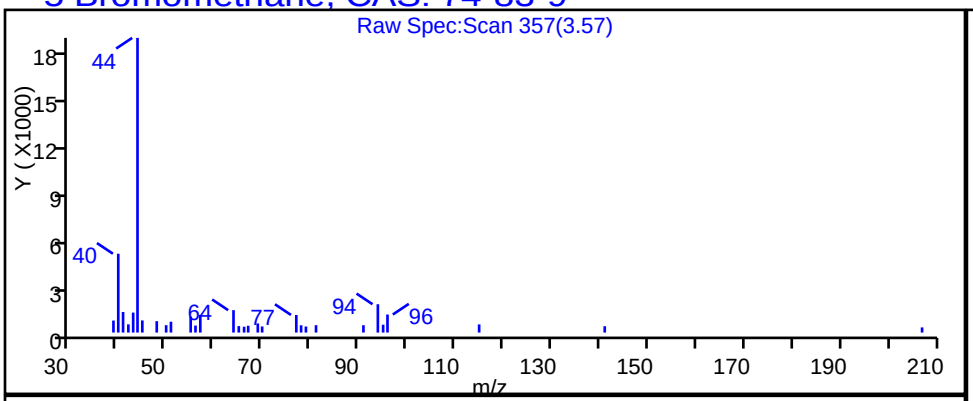

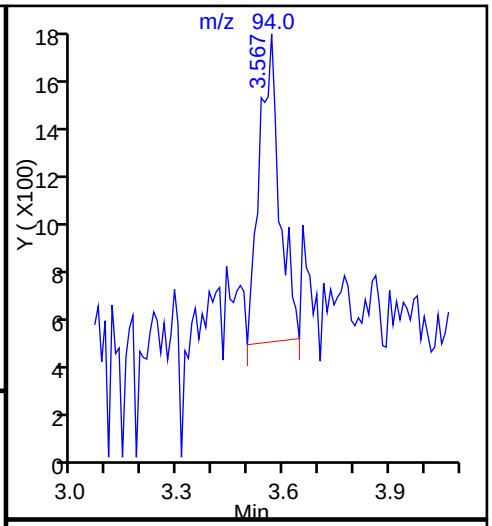

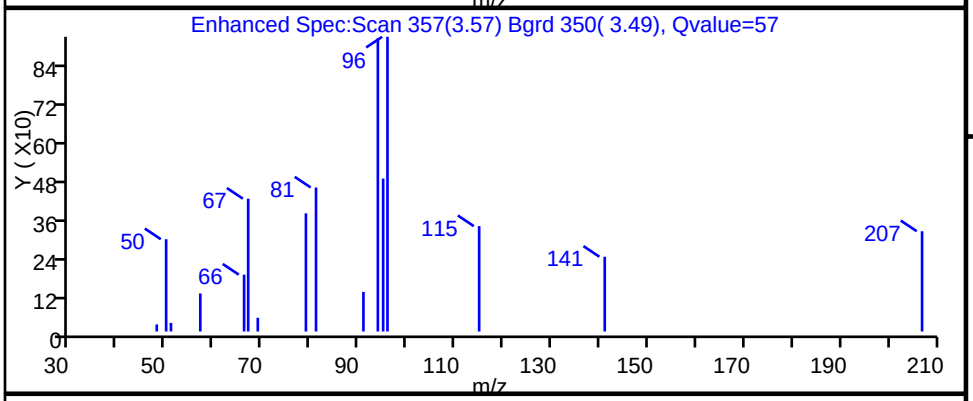

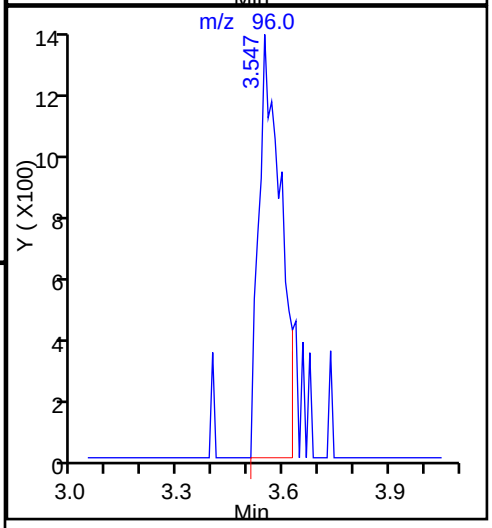

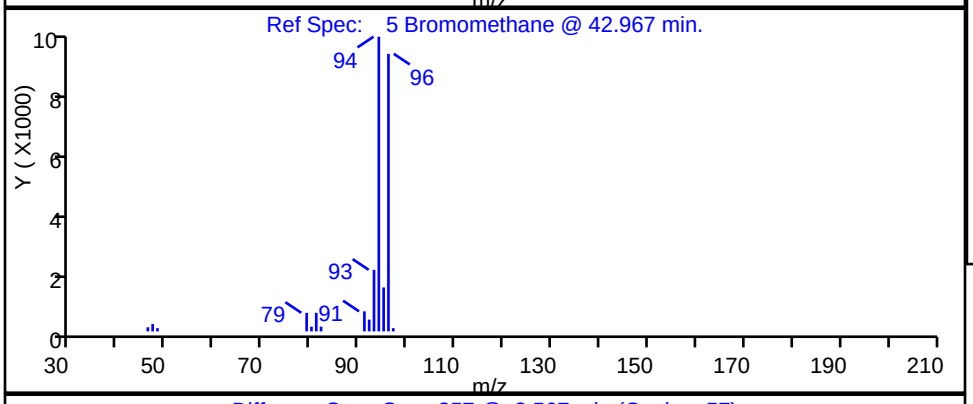

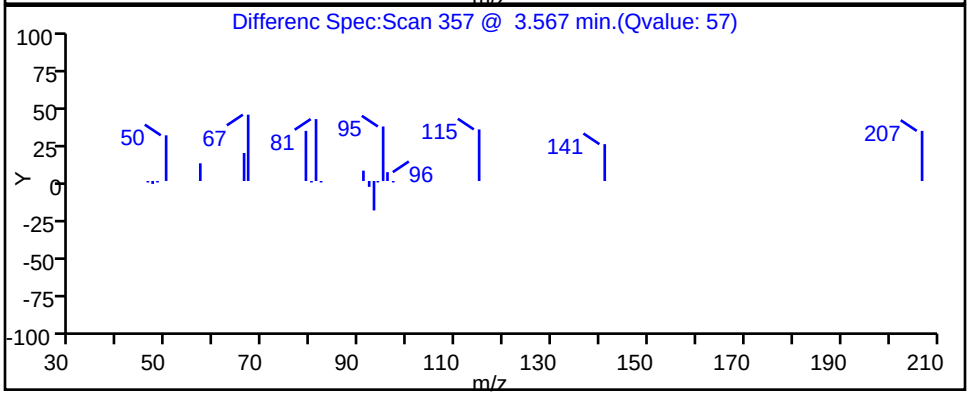

TestAmerica Burlington

Data File:	\\BTV-LIMS1\ChromData\CHL.i\20140923-9607.b\LKOB16.D				
Injection Date:	23-Sep-2014 17:12:30	Instrument ID:	CHL.i		
Lims ID:	200-24299-B-8	Lab Sample ID:	200-24299-8		
Client ID:	WELL #4				
Operator ID:	NEA	ALS Bottle#:	15	Worklist Smp#:	16
Purge Vol:	5.000 mL	Dil. Factor:	1.0000		
Method:	8260_L_W	Limit Group:	VM_8260C_Limits		
Column:	DB-624 (0.53 mm)	Detector	MS SCAN		

14 Acetone, CAS: 67-64-1

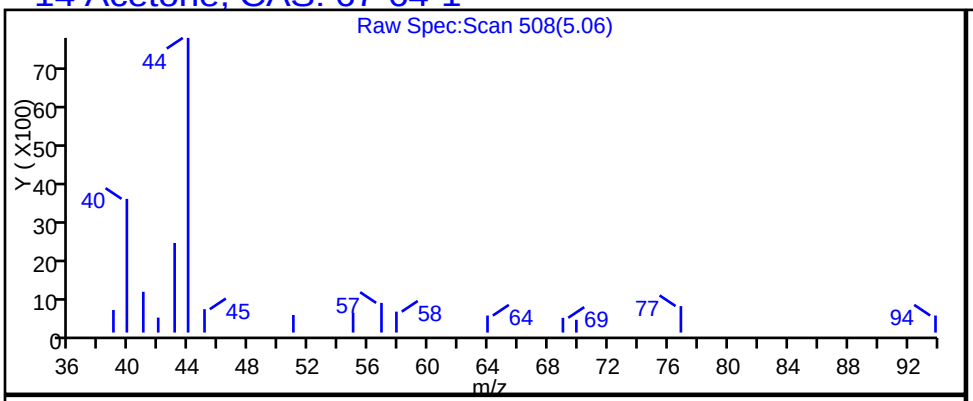

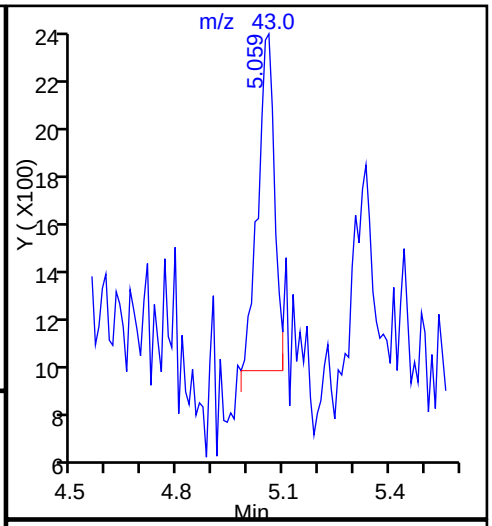

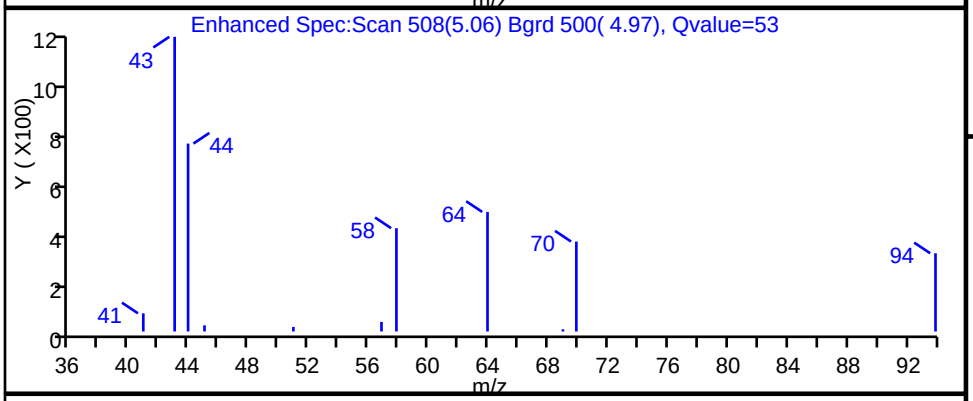

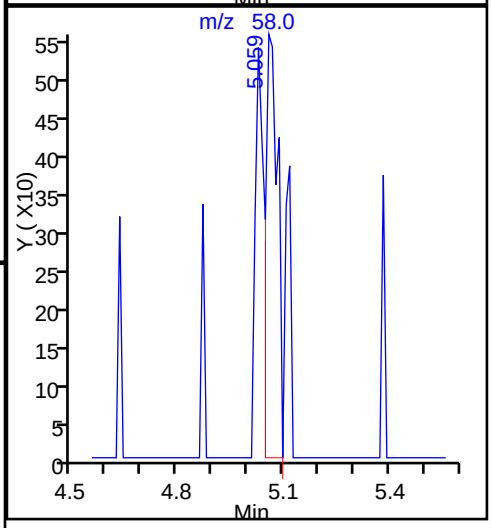

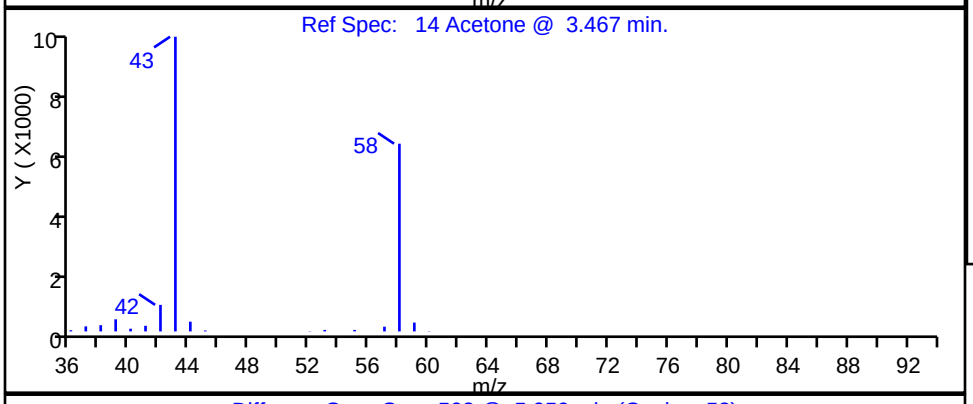

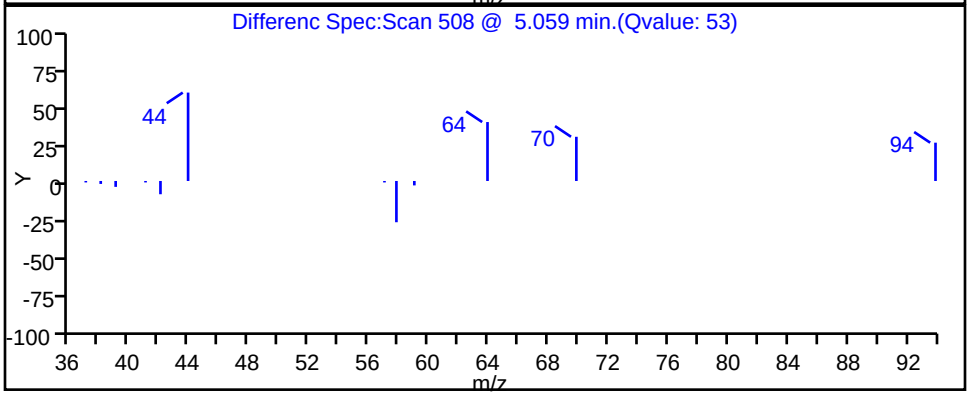

Manual Integration/User Assign Peak Report

TestAmerica Burlington

Data File:	\\BTV-LIMS1\ChromData\CHL.i\20140923-9607.b\LKOB16.D				
Injection Date:	23-Sep-2014 17:12:30	Instrument ID:	CHL.i		
Lims ID:	200-24299-B-8	Lab Sample ID:	200-24299-8		
Client ID:	WELL #4				
Operator ID:	NEA	ALS Bottle#:	15	Worklist Smp#:	16
Purge Vol:	5.000 mL	Dil. Factor:	1.0000		
Method:	8260_L_W	Limit Group:	VM_8260C_Limits		
Column:	DB-624 (0.53 mm)	Detector	MS SCAN		

5 Bromomethane, CAS: 74-83-9

Processing Integration Results

RT: 3.54
Response: 1946
Amount: 0.086766

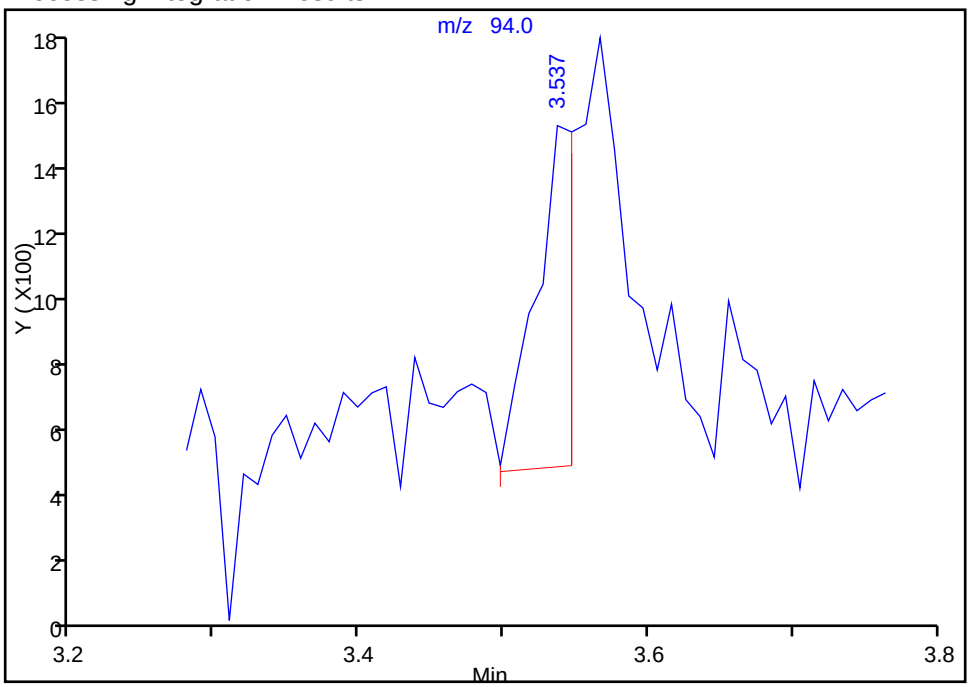

Manual Integration Results

RT: 3.57
Response: 4955
Amount: 0.220928

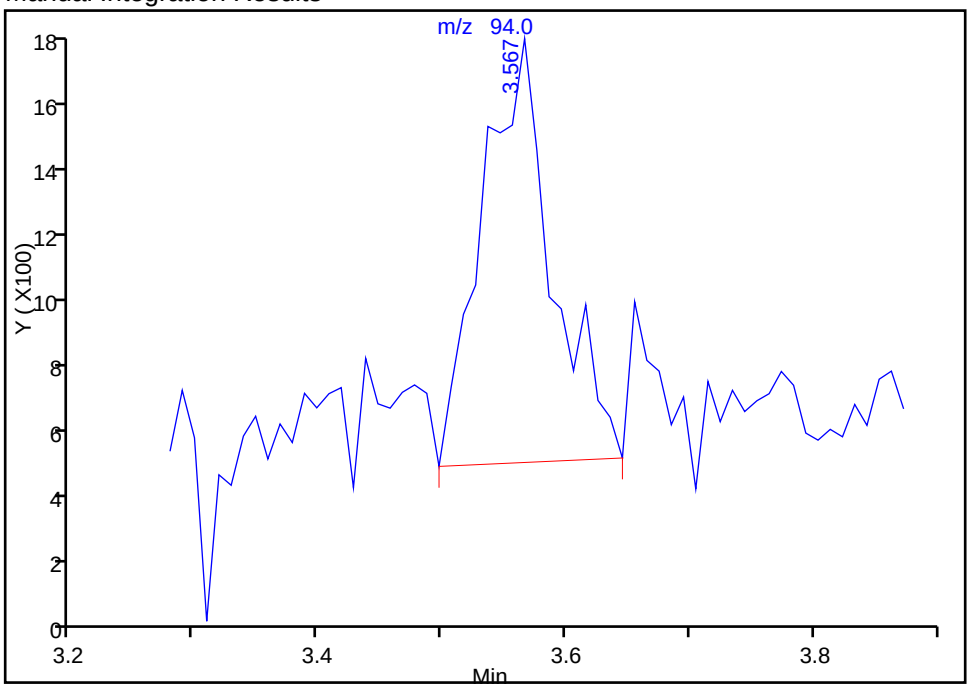

Reviewer: archern, 24-Sep-2014 10:42:06
Audit Action: Manually Integrated
Audit Reason: Baseline Event

FORM I
GC/MS VOA ORGANICS ANALYSIS DATA SHEET

Lab Name: TestAmerica Burlington Job No.: 200-24299-1

SDG No.: 200-24299

Client Sample ID: DUP-9-18-14 Lab Sample ID: 200-24299-9

Matrix: Water Lab File ID: LKOB17.D

Analysis Method: 8260C Date Collected: 09/18/2014 00:00

Sample wt/vol: 5(mL) Date Analyzed: 09/23/2014 17:44

Soil Aliquot Vol: Dilution Factor: 1

Soil Extract Vol.: GC Column: DB-624 ID: 0.53(mm)

% Moisture: Level: (low/med) Low

Analysis Batch No.: 77624 Units: ug/L

CAS NO.	COMPOUND NAME	RESULT	Q	LOQ	LOD	DL
75-71-8	Dichlorodifluoromethane	0.20	U	1.0	0.20	0.19
74-87-3	Chloromethane	0.20	U	1.0	0.20	0.19
75-01-4	Vinyl chloride	0.26	U	1.0	0.26	0.23
74-83-9	Bromomethane	0.34	J Q	1.0	0.26	0.22
75-00-3	Chloroethane	0.26	U	1.0	0.26	0.20
75-69-4	Trichlorofluoromethane	0.26	U	1.0	0.26	0.20
75-35-4	1,1-Dichloroethene	0.20	U	1.0	0.20	0.12
76-13-1	1,1,2-Trichloro-1,2,2-trifl uoroethane	0.20	U	1.0	0.20	0.11
67-64-1	Acetone	1.0	U	5.0	1.0	0.68
74-88-4	Iodomethane	0.20	U	1.0	0.20	0.17
75-15-0	Carbon disulfide	0.20	U	1.0	0.20	0.16
79-20-9	Methyl acetate	0.51	U	1.0	0.51	0.21
75-09-2	Methylene Chloride	0.20	U	1.0	0.20	0.15
156-60-5	trans-1,2-Dichloroethene	0.20	U	1.0	0.20	0.14
540-59-0	1,2-Dichloroethene, Total	0.40	U	1.0	0.40	0.26
1634-04-4	Methyl tert-butyl ether	0.20	U	1.0	0.20	0.090
75-34-3	1,1-Dichloroethane	0.20	U	1.0	0.20	0.10
108-05-4	Vinyl acetate	0.31	U	1.0	0.31	0.13
594-20-7	2,2-Dichloropropane	0.20	U	1.0	0.20	0.10
156-59-2	cis-1,2-Dichloroethene	0.20	U	1.0	0.20	0.14
78-93-3	2-Butanone (MEK)	1.0	U	5.0	1.0	0.81
74-97-5	Chlorobromomethane	0.20	U	1.0	0.20	0.15
109-99-9	Tetrahydrofuran	2.8	U	14	2.8	1.6
67-66-3	Chloroform	0.20	U	1.0	0.20	0.11
71-55-6	1,1,1-Trichloroethane	0.20	U	1.0	0.20	0.070
110-82-7	Cyclohexane	0.20	U	1.0	0.20	0.10
563-58-6	1,1-Dichloropropene	0.20	U	1.0	0.20	0.080
56-23-5	Carbon tetrachloride	0.20	U	1.0	0.20	0.080
78-83-1	Isobutyl alcohol	10	U	50	10	7.2
71-43-2	Benzene	0.20	U	1.0	0.20	0.080
107-06-2	1,2-Dichloroethane	0.51	U	1.0	0.51	0.16
79-01-6	Trichloroethene	0.20	U	1.0	0.20	0.13
108-87-2	Methylcyclohexane	0.20	U	1.0	0.20	0.070
78-87-5	1,2-Dichloropropane	0.31	U	1.0	0.31	0.12
74-95-3	Dibromomethane	0.26	U	1.0	0.26	0.22

FORM I
GC/MS VOA ORGANICS ANALYSIS DATA SHEET

Lab Name: TestAmerica Burlington | Job No.: 200-24299-1

SDG No.: 200-24299

Client Sample ID: DUP-9-18-14 | Lab Sample ID: 200-24299-9

Matrix: Water | Lab File ID: LKOB17.D

Analysis Method: 8260C | Date Collected: 09/18/2014 00:00

Sample wt/vol: 5(mL) | Date Analyzed: 09/23/2014 17:44

Soil Aliquot Vol: | Dilution Factor: 1

Soil Extract Vol.: | GC Column: DB-624 ID: 0.53(mm)

% Moisture: | Level: (low/med) Low

Analysis Batch No.: 77624 | Units: ug/L

CAS NO.	COMPOUND NAME	RESULT	Q	LOQ	LOD	DL
123-91-1	1,4-Dioxane	10	U	50	10	5.2
75-27-4	Dichlorobromomethane	0.20	U	1.0	0.20	0.090
110-75-8	2-Chloroethyl vinyl ether	0.51	U	1.0	0.51	0.16
10061-01-5	cis-1,3-Dichloropropene	0.26	U	1.0	0.26	0.14
108-10-1	4-Methyl-2-pentanone (MIBK)	1.0	U	5.0	1.0	0.65
108-88-3	Toluene	0.20	U M	1.0	0.20	0.090
10061-02-6	trans-1,3-Dichloropropene	0.20	U	1.0	0.20	0.19
79-00-5	1,1,2-Trichloroethane	0.20	U	1.0	0.20	0.12
127-18-4	Tetrachloroethene	0.20	U	1.0	0.20	0.11
142-28-9	1,3-Dichloropropane	0.20	U	1.0	0.20	0.10
591-78-6	2-Hexanone	1.0	U	5.0	1.0	0.72
124-48-1	Chlorodibromomethane	0.20	U	1.0	0.20	0.10
106-93-4	Ethylene Dibromide	0.20	U	1.0	0.20	0.14
108-90-7	Chlorobenzene	0.20	U	1.0	0.20	0.090
630-20-6	1,1,1,2-Tetrachloroethane	0.20	U	1.0	0.20	0.10
100-41-4	Ethylbenzene	0.20	U	1.0	0.20	0.090
179601-23-1	m-Xylene & p-Xylene	0.40	U	1.0	0.40	0.18
95-47-6	o-Xylene	0.20	U	1.0	0.20	0.080
1330-20-7	Xylenes, Total	0.60	U	1.0	0.60	0.26
100-42-5	Styrene	0.20	U	1.0	0.20	0.10
75-25-2	Bromoform	0.20	U	1.0	0.20	0.060
98-82-8	Isopropylbenzene	0.20	U	1.0	0.20	0.070
108-86-1	Bromobenzene	0.20	U	1.0	0.20	0.13
79-34-5	1,1,2,2-Tetrachloroethane	0.31	U	1.0	0.31	0.10
96-18-4	1,2,3-Trichloropropane	0.20	U	1.0	0.20	0.11
103-65-1	N-Propylbenzene	0.20	U	1.0	0.20	0.10
95-49-8	2-Chlorotoluene	0.20	U	1.0	0.20	0.10
106-43-4	4-Chlorotoluene	0.20	U	1.0	0.20	0.12
108-67-8	1,3,5-Trimethylbenzene	0.20	U	1.0	0.20	0.080
98-06-6	tert-Butylbenzene	0.20	U	1.0	0.20	0.060
95-63-6	1,2,4-Trimethylbenzene	0.20	U	1.0	0.20	0.090
135-98-8	sec-Butylbenzene	0.20	U	1.0	0.20	0.080
99-87-6	4-Isopropyltoluene	0.20	U	1.0	0.20	0.090
541-73-1	1,3-Dichlorobenzene	0.20	U	1.0	0.20	0.11
106-46-7	1,4-Dichlorobenzene	0.20	U	1.0	0.20	0.16
95-50-1	1,2-Dichlorobenzene	0.20	U	1.0	0.20	0.13

FORM I
GC/MS VOA ORGANICS ANALYSIS DATA SHEET

Lab Name: TestAmerica Burlington Job No.: 200-24299-1

SDG No.: 200-24299

Client Sample ID: DUP-9-18-14 Lab Sample ID: 200-24299-9

Matrix: Water Lab File ID: LKOB17.D

Analysis Method: 8260C Date Collected: 09/18/2014 00:00

Sample wt/vol: 5(mL) Date Analyzed: 09/23/2014 17:44

Soil Aliquot Vol: Dilution Factor: 1

Soil Extract Vol.: GC Column: DB-624 ID: 0.53(mm)

% Moisture: Level: (low/med) Low

Analysis Batch No.: 77624 Units: ug/L

CAS NO.	COMPOUND NAME	RESULT	Q	LOQ	LOD	DL
104-51-8	n-Butylbenzene	0.20	U	1.0	0.20	0.080
96-12-8	1,2-Dibromo-3-Chloropropane	0.20	U	1.0	0.20	0.19
120-82-1	1,2,4-Trichlorobenzene	0.20	U	1.0	0.20	0.10
87-68-3	Hexachlorobutadiene	0.20	U	1.0	0.20	0.16
91-20-3	Naphthalene	0.20	U	1.0	0.20	0.18
87-61-6	1,2,3-Trichlorobenzene	0.20	U	1.0	0.20	0.15

CAS NO.	SURROGATE	%REC	Q	LIMITS
17060-07-0	1,2-Dichloroethane-d4 (Surr)	100		80-120
2037-26-5	Toluene-d8 (Surr)	98		80-120
460-00-4	4-Bromofluorobenzene	100		80-125
2199-69-1	1,2-Dichlorobenzene-d4	99		75-120

TestAmerica Burlington
Target Compound Quantitation Report

Data File: \\BTV-LIMS1\ChromData\CHL.i\20140923-9607.b\LKOB17.D
Lims ID: 200-24299-B-9 Lab Sample ID: 200-24299-9
Client ID: DUP-9-18-14
Sample Type: Client
Inject. Date: 23-Sep-2014 17:44:30 ALS Bottle#: 16 Worklist Smp#: 17
Purge Vol: 5.000 mL Dil. Factor: 1.0000
Sample Info: 200-0009607-017
Misc. Info.: 1,5
Operator ID: NEA Instrument ID: CHL.i

Method: \\BTV-LIMS1\ChromData\CHL.i\20140923-9607.b\8260_L_W.m
Limit Group: VM_8260C_Limits
Last Update: 24-Sep-2014 11:07:14 Calib Date: 17-Sep-2014 16:20:30
Integrator: RTE ID Type: Deconvolution ID
Quant Method: Internal Standard Quant By: Initial Calibration
Last ICal File: \\BTV-LIMS1\ChromData\CHL.i\20140917-9513.b\LKO09.D

Column 1 : DB-624 (0.53 mm) Det: MS SCAN
Process Host: XAWRK021

First Level Reviewer: archern Date: 24-Sep-2014 10:47:04

Compound	Sig	RT (min.)	Adj RT (min.)	Dlt RT (min.)	Q	Response	OnCol Amt ug/l	Flags
5 Bromomethane	94	3.539	3.538	0.001	97	7467	0.3369	
15 Iodomethane	142	5.219	5.218	0.001	66	3774	0.0918	
16 Carbon disulfide	76	5.328	5.327	0.001	94	5125	0.0630	7
$ 42 1,2-Dichloroethane-d4 (Sur	65	9.330	9.329	0.001	33	747168	25.0	
* 47 Fluorobenzene	96	9.923	9.921	0.002	97	2943665	25.0	
$ 58 Toluene-d8 (Surr)	98	12.749	12.747	0.002	97	2369433	24.5	
59 Toluene	92	12.887	12.866	0.021	34	1709	0.0253	7M
* 68 Chlorobenzene-d5	117	15.664	15.662	0.002	90	2104718	25.0	
$ 79 4-Bromofluorobenzene	95	18.322	18.311	0.011	86	1605035	24.9	
* 92 1,4-Dichlorobenzene-d4	152	20.011	20.010	0.001	97	1157544	25.0	
$ 94 1,2-Dichlorobenzene-d4	152	20.436	20.435	0.001	87	1023596	24.7	
100 Naphthalene	128	22.343	22.322	0.021	1	1896	0.0282	7

QC Flag Legend

Processing Flags
7 - Failed Limit of Detection
Review Flags
M - Manually Integrated

Reagents:

VM8260SUW_00070 Amount Added: 2.50 Units: uL
VM8260ISw_00072 Amount Added: 2.50 Units: uL Run Reagent

Report Date: 24-Sep-2014 11:07:40 Chrom Revision: 2.2 18-Aug-2014 12:17:36

TestAmerica Burlington

Data File: \\BTV-LIMS1\ChromData\CHL.i\20140923-9607.b\LKOB17.D

Injection Date:	23-Sep-2014 17:44:30	Instrument ID:	CHL.i	Operator ID:	NEA
Lims ID:	200-24299-B-9	Lab Sample ID:	200-24299-9	Worklist Smp#:	17
Client ID:	DUP-9-18-14				
Purge Vol:	5.000 mL	Dil. Factor:	1.0000	ALS Bottle#:	16
Method:	8260_L_W	Limit Group:	VM_8260C_Limits		

Column: DB-624 (0.53 mm)

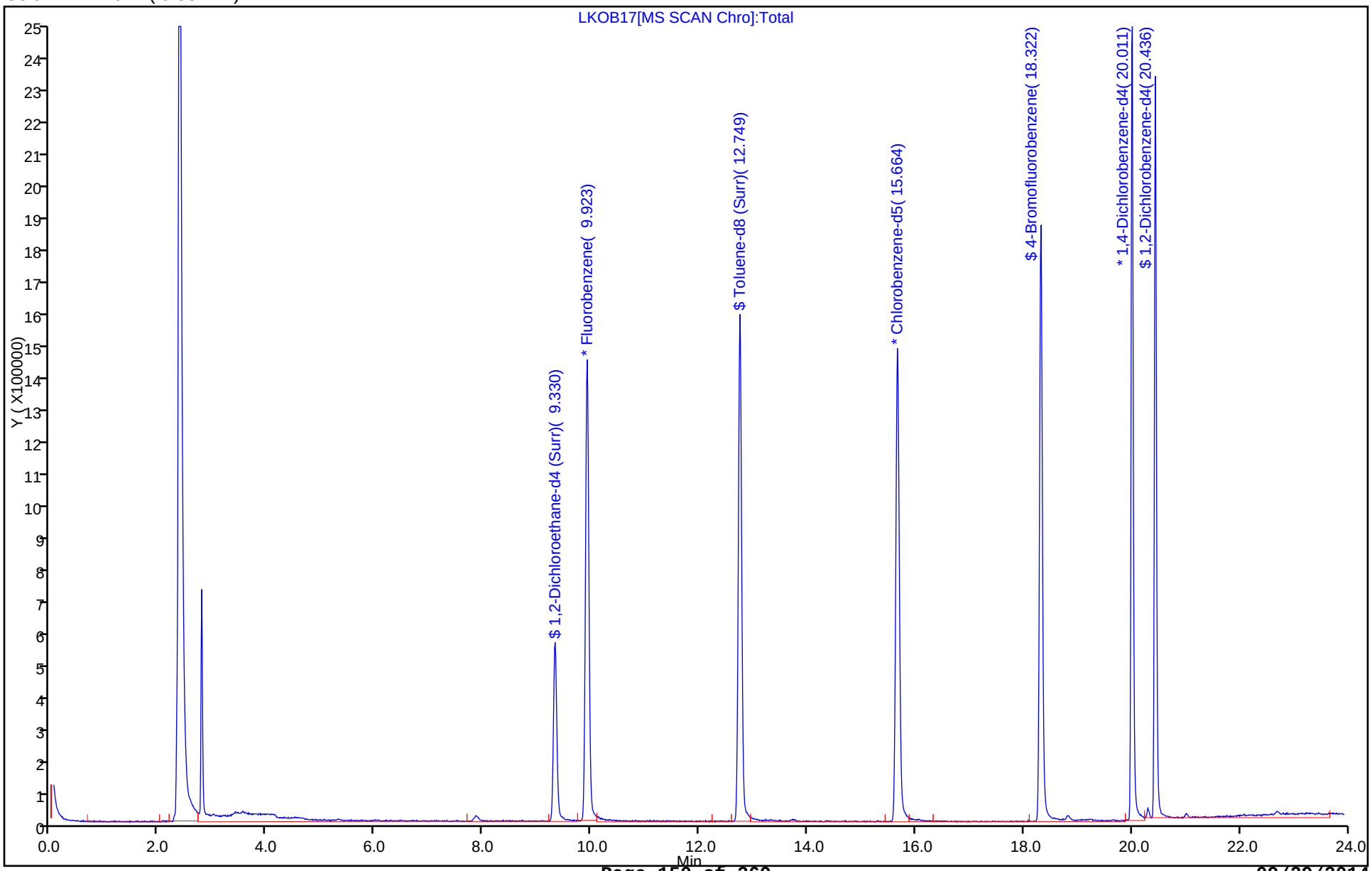

TestAmerica Burlington

Data File:	\\BTV-LIMS1\ChromData\CHL.i\20140923-9607.b\LKOB17.D				
Injection Date:	23-Sep-2014 17:44:30	Instrument ID:	CHL.i		
Lims ID:	200-24299-B-9	Lab Sample ID:	200-24299-9		
Client ID:	DUP-9-18-14				
Operator ID:	NEA	ALS Bottle#:	16	Worklist Smp#:	17
Purge Vol:	5.000 mL	Dil. Factor:	1.0000		
Method:	8260_L_W	Limit Group:	VM_8260C_Limits		
Column:	DB-624 (0.53 mm)	Detector	MS SCAN		

5 Bromomethane, CAS: 74-83-9

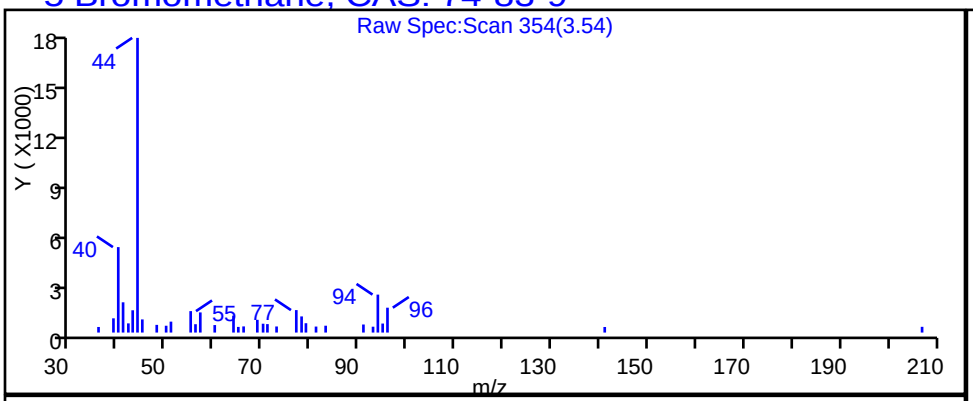

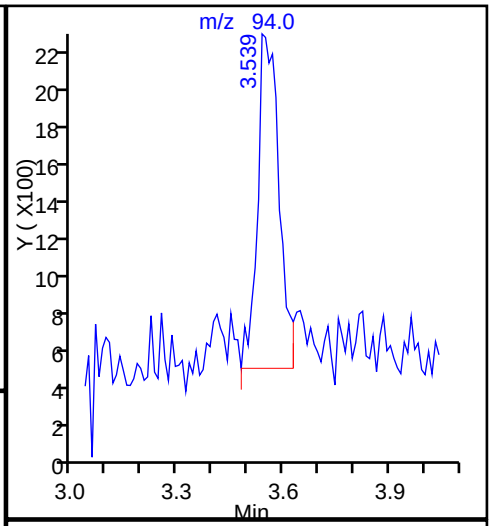

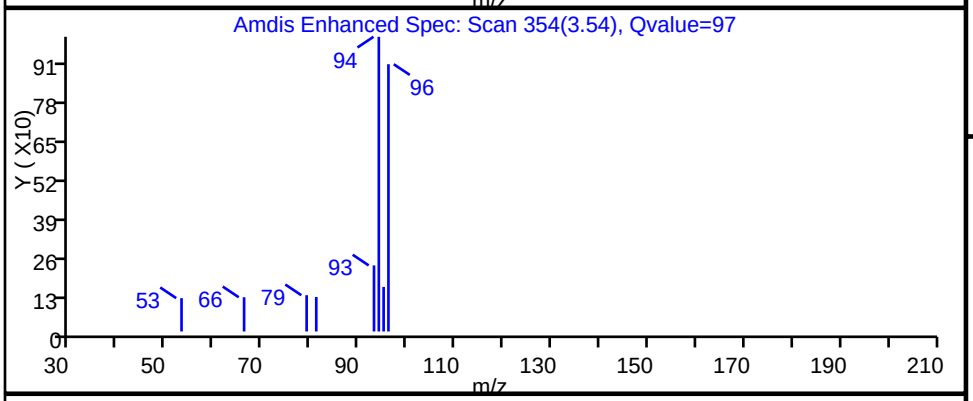

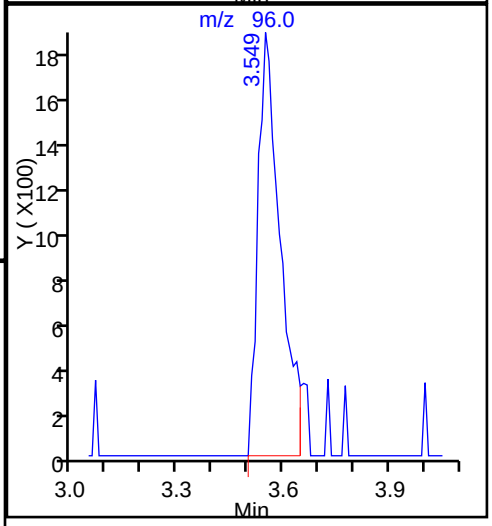

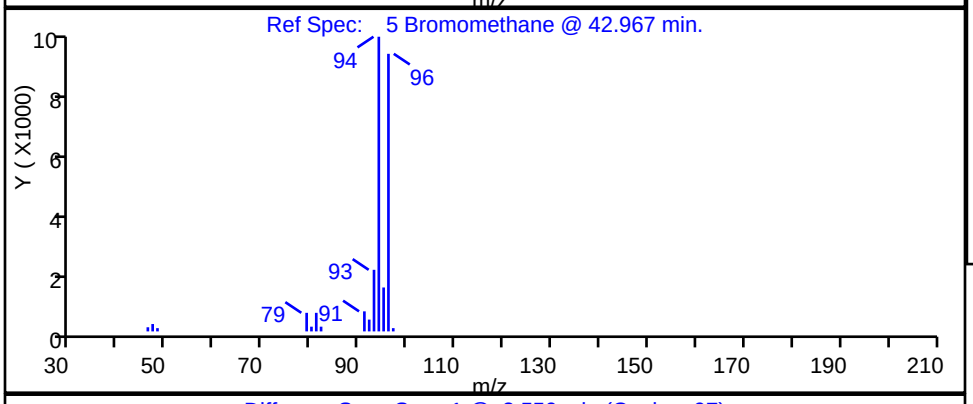

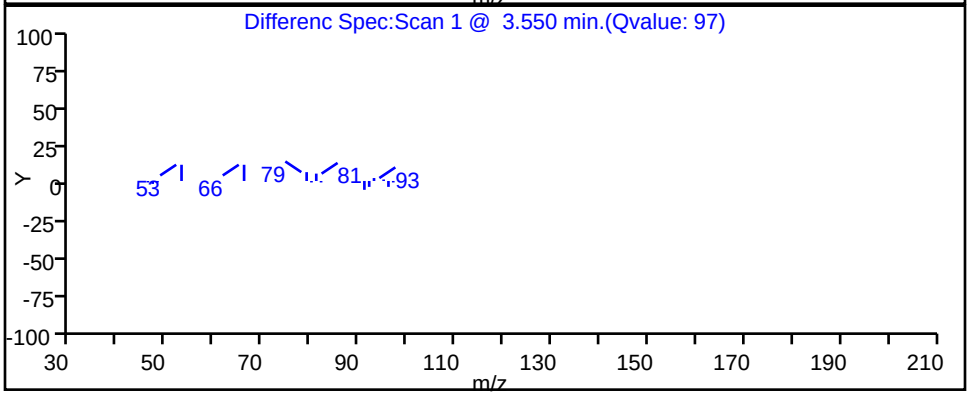

Manual Integration/User Assign Peak Report

TestAmerica Burlington

Data File:	\\BTV-LIMS1\ChromData\CHL.i\20140923-9607.b\LKOB17.D				
Injection Date:	23-Sep-2014 17:44:30	Instrument ID:	CHL.i		
Lims ID:	200-24299-B-9	Lab Sample ID:	200-24299-9		
Client ID:	DUP-9-18-14				
Operator ID:	NEA	ALS Bottle#:	16	Worklist Smp#:	17
Purge Vol:	5.000 mL	Dil. Factor:	1.0000		
Method:	8260_L_W	Limit Group:	VM_8260C_Limits		
Column:	DB-624 (0.53 mm)	Detector	MS SCAN		

59 Toluene, CAS: 108-88-3

Processing Integration Results

RT: 12.86
Response: 781
Amount: 0.011557

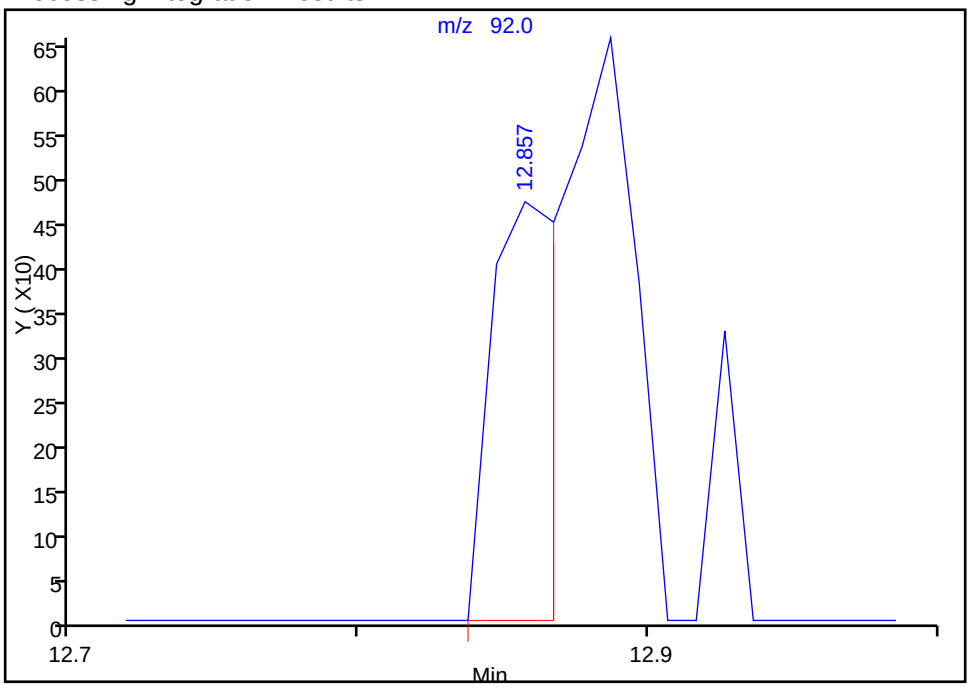

Manual Integration Results

RT: 12.89
Response: 1709
Amount: 0.025289

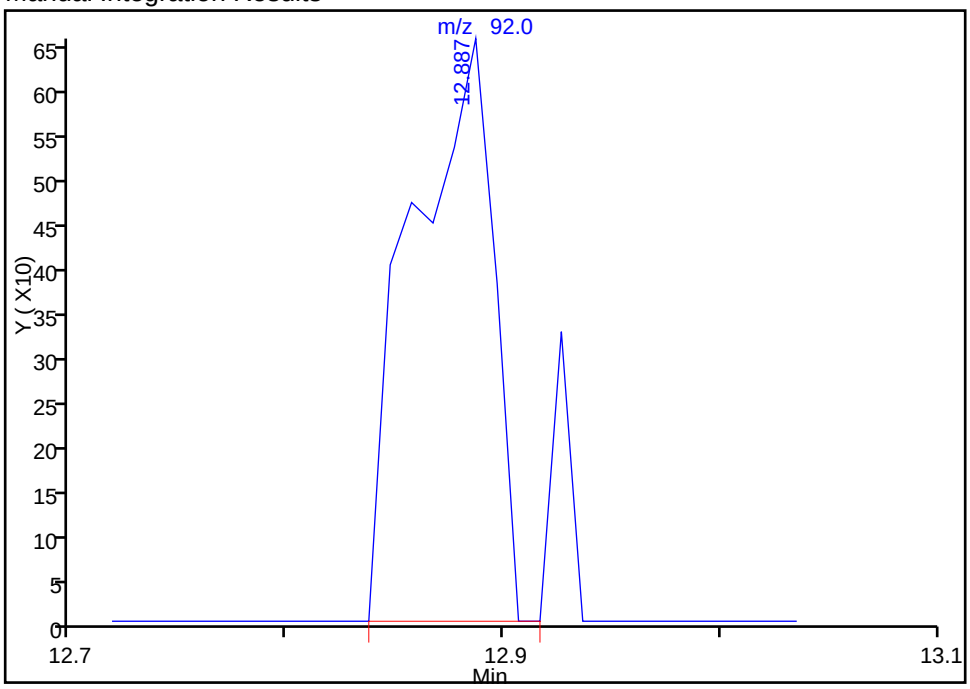

Reviewer: archern, 24-Sep-2014 10:47:04
Audit Action: Manually Integrated
Audit Reason: Baseline Event

FORM I
GC/MS VOA ORGANICS ANALYSIS DATA SHEET

Lab Name: TestAmerica Burlington Job No.: 200-24299-1

SDG No.: 200-24299

Client Sample ID: TRIP BLANK Lab Sample ID: 200-24299-10

Matrix: Water Lab File ID: LKOB09.D

Analysis Method: 8260C Date Collected: 09/18/2014 00:00

Sample wt/vol: 5(mL) Date Analyzed: 09/23/2014 13:22

Soil Aliquot Vol: Dilution Factor: 1

Soil Extract Vol.: GC Column: DB-624 ID: 0.53(mm)

% Moisture: Level: (low/med) Low

Analysis Batch No.: 77624 Units: ug/L

CAS NO.	COMPOUND NAME	RESULT	Q	LOQ	LOD	DL
75-71-8	Dichlorodifluoromethane	0.20	U	1.0	0.20	0.19
74-87-3	Chloromethane	0.20	U	1.0	0.20	0.19
75-01-4	Vinyl chloride	0.26	U	1.0	0.26	0.23
74-83-9	Bromomethane	0.26	U Q	1.0	0.26	0.22
75-00-3	Chloroethane	0.26	U	1.0	0.26	0.20
75-69-4	Trichlorofluoromethane	0.26	U	1.0	0.26	0.20
75-35-4	1,1-Dichloroethene	0.20	U	1.0	0.20	0.12
76-13-1	1,1,2-Trichloro-1,2,2-trifl uoroethane	0.20	U	1.0	0.20	0.11
67-64-1	Acetone	1.3	J	5.0	1.0	0.68
74-88-4	Iodomethane	0.20	U	1.0	0.20	0.17
75-15-0	Carbon disulfide	0.20	U	1.0	0.20	0.16
79-20-9	Methyl acetate	0.51	U	1.0	0.51	0.21
75-09-2	Methylene Chloride	0.20	U	1.0	0.20	0.15
156-60-5	trans-1,2-Dichloroethene	0.20	U	1.0	0.20	0.14
540-59-0	1,2-Dichloroethene, Total	0.40	U	1.0	0.40	0.26
1634-04-4	Methyl tert-butyl ether	0.20	U	1.0	0.20	0.090
75-34-3	1,1-Dichloroethane	0.20	U	1.0	0.20	0.10
108-05-4	Vinyl acetate	0.31	U	1.0	0.31	0.13
594-20-7	2,2-Dichloropropane	0.20	U	1.0	0.20	0.10
156-59-2	cis-1,2-Dichloroethene	0.20	U	1.0	0.20	0.14
78-93-3	2-Butanone (MEK)	1.0	U	5.0	1.0	0.81
74-97-5	Chlorobromomethane	0.20	U	1.0	0.20	0.15
109-99-9	Tetrahydrofuran	2.8	U	14	2.8	1.6
67-66-3	Chloroform	0.20	U	1.0	0.20	0.11
71-55-6	1,1,1-Trichloroethane	0.20	U	1.0	0.20	0.070
110-82-7	Cyclohexane	0.20	U	1.0	0.20	0.10
563-58-6	1,1-Dichloropropene	0.20	U	1.0	0.20	0.080
56-23-5	Carbon tetrachloride	0.20	U	1.0	0.20	0.080
78-83-1	Isobutyl alcohol	10	U	50	10	7.2
71-43-2	Benzene	0.20	U	1.0	0.20	0.080
107-06-2	1,2-Dichloroethane	0.51	U	1.0	0.51	0.16
79-01-6	Trichloroethene	0.20	U	1.0	0.20	0.13
108-87-2	Methylcyclohexane	0.20	U	1.0	0.20	0.070
78-87-5	1,2-Dichloropropane	0.31	U	1.0	0.31	0.12
74-95-3	Dibromomethane	0.26	U	1.0	0.26	0.22

FORM I
GC/MS VOA ORGANICS ANALYSIS DATA SHEET

Lab Name: TestAmerica Burlington Job No.: 200-24299-1

SDG No.: 200-24299

Client Sample ID: TRIP BLANK Lab Sample ID: 200-24299-10

Matrix: Water Lab File ID: LKOB09.D

Analysis Method: 8260C Date Collected: 09/18/2014 00:00

Sample wt/vol: 5(mL) Date Analyzed: 09/23/2014 13:22

Soil Aliquot Vol: Dilution Factor: 1

Soil Extract Vol.: GC Column: DB-624 ID: 0.53(mm)

% Moisture: Level: (low/med) Low

Analysis Batch No.: 77624 Units: ug/L

CAS NO.	COMPOUND NAME	RESULT	Q	LOQ	LOD	DL
123-91-1	1,4-Dioxane	10	U	50	10	5.2
75-27-4	Dichlorobromomethane	0.20	U	1.0	0.20	0.090
110-75-8	2-Chloroethyl vinyl ether	0.51	U	1.0	0.51	0.16
10061-01-5	cis-1,3-Dichloropropene	0.26	U	1.0	0.26	0.14
108-10-1	4-Methyl-2-pentanone (MIBK)	1.0	U	5.0	1.0	0.65
108-88-3	Toluene	0.20	U	1.0	0.20	0.090
10061-02-6	trans-1,3-Dichloropropene	0.20	U	1.0	0.20	0.19
79-00-5	1,1,2-Trichloroethane	0.20	U	1.0	0.20	0.12
127-18-4	Tetrachloroethene	0.20	U	1.0	0.20	0.11
142-28-9	1,3-Dichloropropane	0.20	U	1.0	0.20	0.10
591-78-6	2-Hexanone	1.0	U	5.0	1.0	0.72
124-48-1	Chlorodibromomethane	0.20	U	1.0	0.20	0.10
106-93-4	Ethylene Dibromide	0.20	U	1.0	0.20	0.14
108-90-7	Chlorobenzene	0.20	U	1.0	0.20	0.090
630-20-6	1,1,1,2-Tetrachloroethane	0.20	U	1.0	0.20	0.10
100-41-4	Ethylbenzene	0.20	U	1.0	0.20	0.090
179601-23-1	m-Xylene & p-Xylene	0.40	U	1.0	0.40	0.18
95-47-6	o-Xylene	0.20	U	1.0	0.20	0.080
1330-20-7	Xylenes, Total	0.60	U	1.0	0.60	0.26
100-42-5	Styrene	0.20	U	1.0	0.20	0.10
75-25-2	Bromoform	0.20	U	1.0	0.20	0.060
98-82-8	Isopropylbenzene	0.20	U	1.0	0.20	0.070
108-86-1	Bromobenzene	0.20	U	1.0	0.20	0.13
79-34-5	1,1,2,2-Tetrachloroethane	0.31	U	1.0	0.31	0.10
96-18-4	1,2,3-Trichloropropane	0.20	U	1.0	0.20	0.11
103-65-1	N-Propylbenzene	0.20	U	1.0	0.20	0.10
95-49-8	2-Chlorotoluene	0.20	U	1.0	0.20	0.10
106-43-4	4-Chlorotoluene	0.20	U	1.0	0.20	0.12
108-67-8	1,3,5-Trimethylbenzene	0.20	U	1.0	0.20	0.080
98-06-6	tert-Butylbenzene	0.20	U	1.0	0.20	0.060
95-63-6	1,2,4-Trimethylbenzene	0.20	U	1.0	0.20	0.090
135-98-8	sec-Butylbenzene	0.20	U	1.0	0.20	0.080
99-87-6	4-Isopropyltoluene	0.20	U	1.0	0.20	0.090
541-73-1	1,3-Dichlorobenzene	0.20	U	1.0	0.20	0.11
106-46-7	1,4-Dichlorobenzene	0.20	U	1.0	0.20	0.16
95-50-1	1,2-Dichlorobenzene	0.20	U	1.0	0.20	0.13

FORM I
GC/MS VOA ORGANICS ANALYSIS DATA SHEET

Lab Name: TestAmerica Burlington | Job No.: 200-24299-1

SDG No.: 200-24299

Client Sample ID: TRIP BLANK | Lab Sample ID: 200-24299-10

Matrix: Water | Lab File ID: LKOB09.D

Analysis Method: 8260C | Date Collected: 09/18/2014 00:00

Sample wt/vol: 5(mL) | Date Analyzed: 09/23/2014 13:22

Soil Aliquot Vol: | Dilution Factor: 1

Soil Extract Vol.: | GC Column: DB-624 ID: 0.53(mm)

% Moisture: | Level: (low/med) Low

Analysis Batch No.: 77624 | Units: ug/L

CAS NO.	COMPOUND NAME	RESULT	Q	LOQ	LOD	DL
104-51-8	n-Butylbenzene	0.20	U	1.0	0.20	0.080
96-12-8	1,2-Dibromo-3-Chloropropane	0.20	U	1.0	0.20	0.19
120-82-1	1,2,4-Trichlorobenzene	0.20	U M	1.0	0.20	0.10
87-68-3	Hexachlorobutadiene	0.20	U	1.0	0.20	0.16
91-20-3	Naphthalene	0.20	U	1.0	0.20	0.18
87-61-6	1,2,3-Trichlorobenzene	0.20	U	1.0	0.20	0.15

CAS NO.	SURROGATE	%REC	Q	LIMITS
17060-07-0	1,2-Dichloroethane-d4 (Surr)	98		80-120
2037-26-5	Toluene-d8 (Surr)	98		80-120
460-00-4	4-Bromofluorobenzene	99		80-125
2199-69-1	1,2-Dichlorobenzene-d4	100		75-120

TestAmerica Burlington
Target Compound Quantitation Report

Data File: \\BTV-LIMS1\ChromData\CHL.i\20140923-9607.b\LKOB09.D
Lims ID: 200-24299-A-10 Lab Sample ID: 200-24299-10
Client ID: TRIP BLANK
Sample Type: Client
Inject. Date: 23-Sep-2014 13:22:30 ALS Bottle#: 8 Worklist Smp#: 9
Purge Vol: 5.000 mL Dil. Factor: 1.0000
Sample Info: 200-0009607-009
Misc. Info.: 1,5
Operator ID: NEA Instrument ID: CHL.i

Method: \\BTV-LIMS1\ChromData\CHL.i\20140923-9607.b\8260_L_W.m
Limit Group: VM_8260C_Limits
Last Update: 24-Sep-2014 11:07:14 Calib Date: 17-Sep-2014 16:20:30
Integrator: RTE ID Type: Deconvolution ID
Quant Method: Internal Standard Quant By: Initial Calibration
Last ICal File: \\BTV-LIMS1\ChromData\CHL.i\20140917-9513.b\LKO09.D

Column 1 : DB-624 (0.53 mm) Det: MS SCAN
Process Host: XAWRK021

First Level Reviewer: archern Date: 23-Sep-2014 14:00:09

Compound	Sig	RT (min.)	Adj RT (min.)	Dlt RT (min.)	Q	Response	OnCol Amt ug/l	Flags
14 Acetone	43	5.053	5.060	-0.007	72	2435	1.31	
16 Carbon disulfide	76	5.310	5.327	-0.017	88	6431	0.0780	7
$ 42 1,2-Dichloroethane-d4 (Sur	65	9.322	9.329	-0.007	32	739539	24.4	
* 47 Fluorobenzene	96	9.925	9.921	0.004	97	2986043	25.0	
$ 58 Toluene-d8 (Surr)	98	12.751	12.747	0.004	97	2395560	24.4	
* 68 Chlorobenzene-d5	117	15.656	15.662	-0.006	91	2133918	25.0	
$ 79 4-Bromofluorobenzene	95	18.314	18.311	0.003	86	1598579	24.6	
* 92 1,4-Dichlorobenzene-d4	152	20.004	20.010	-0.006	97	1167151	25.0	
$ 94 1,2-Dichlorobenzene-d4	152	20.439	20.435	0.004	87	1046838	25.0	
98 1,2,4-Trichlorobenzene	180	22.069	22.075	-0.006	1	1992	0.0476	7M
100 Naphthalene	128	22.356	22.322	0.034	1	4192	0.0619	7

QC Flag Legend

Processing Flags
7 - Failed Limit of Detection
Review Flags
M - Manually Integrated

Reagents:

VM8260SUW_00070 Amount Added: 2.50 Units: uL
VM8260ISw_00072 Amount Added: 2.50 Units: uL Run Reagent

Report Date: 24-Sep-2014 11:07:28 Chrom Revision: 2.2 18-Aug-2014 12:17:36

TestAmerica Burlington

Data File: \\BTV-LIMS1\ChromData\CHL.i\20140923-9607.b\LKOB09.D

Injection Date:	23-Sep-2014 13:22:30	Instrument ID:	CHL.i	Operator ID:	NEA
Lims ID:	200-24299-A-10	Lab Sample ID:	200-24299-10	Worklist Smp#:	9
Client ID:	TRIP BLANK				
Purge Vol:	5.000 mL	Dil. Factor:	1.0000	ALS Bottle#:	8
Method:	8260_L_W	Limit Group:	VM_8260C_Limits		

Column: DB-624 (0.53 mm)

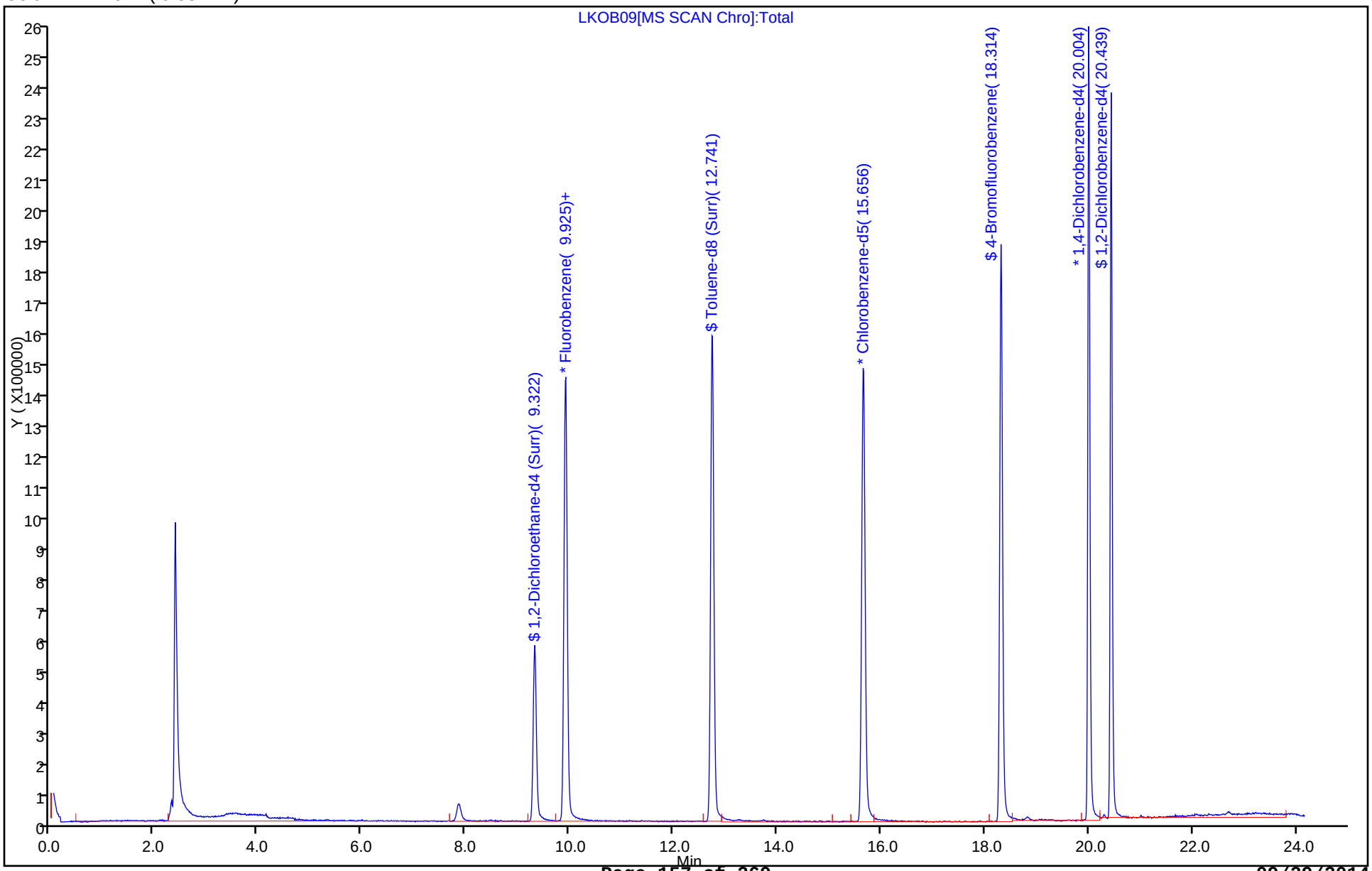

TestAmerica Burlington

Data File:	\\BTV-LIMS1\ChromData\CHL.i\20140923-9607.b\LKOB09.D				
Injection Date:	23-Sep-2014 13:22:30	Instrument ID:	CHL.i		
Lims ID:	200-24299-A-10	Lab Sample ID:	200-24299-10		
Client ID:	TRIP BLANK				
Operator ID:	NEA	ALS Bottle#:	8	Worklist Smp#:	9
Purge Vol:	5.000 mL	Dil. Factor:	1.0000		
Method:	8260_L_W	Limit Group:	VM_8260C_Limits		
Column:	DB-624 (0.53 mm)	Detector	MS SCAN		

14 Acetone, CAS: 67-64-1

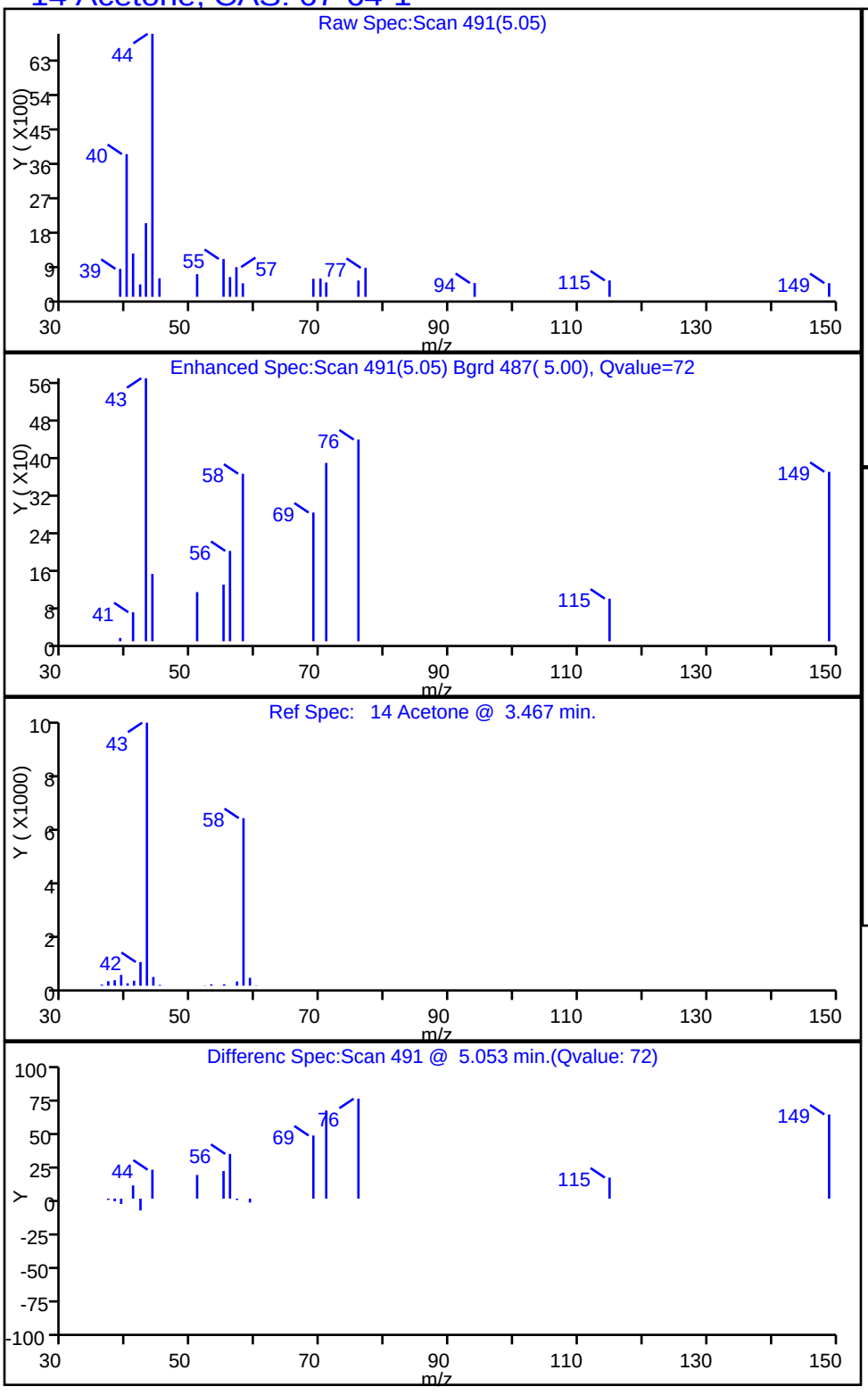

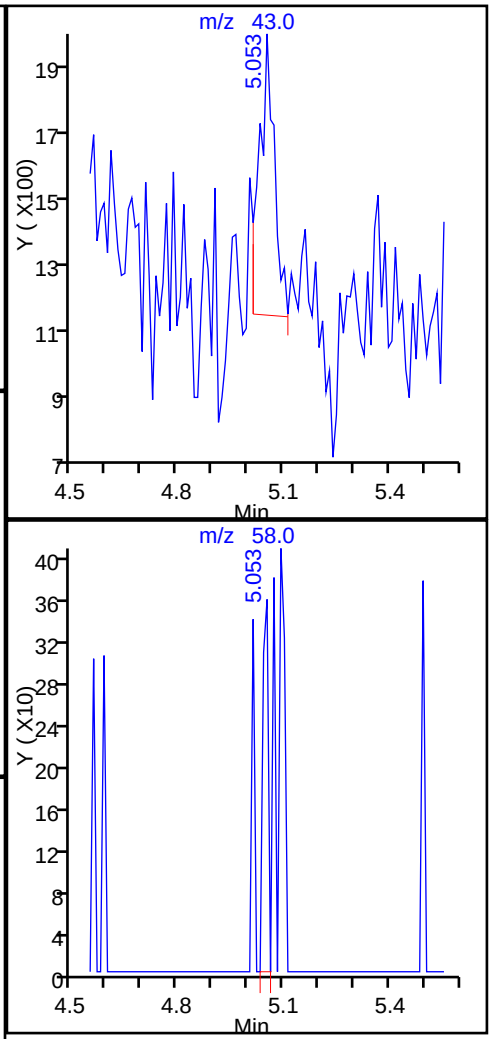

Manual Integration/User Assign Peak Report

TestAmerica Burlington

Data File:	\\BTV-LIMS1\ChromData\CHL.i\20140923-9607.b\LKOB09.D				
Injection Date:	23-Sep-2014 13:22:30	Instrument ID:	CHL.i		
Lims ID:	200-24299-A-10	Lab Sample ID:	200-24299-10		
Client ID:	TRIP BLANK				
Operator ID:	NEA	ALS Bottle#:	8	Worklist Smp#:	9
Purge Vol:	5.000 mL	Dil. Factor:	1.0000		
Method:	8260_L_W	Limit Group:	VM_8260C_Limits		
Column:	DB-624 (0.53 mm)	Detector	MS SCAN		

98 1,2,4-Trichlorobenzene, CAS: 120-82-1

Processing Integration Results

RT: 22.07
Response: 795
Amount: 0.019015

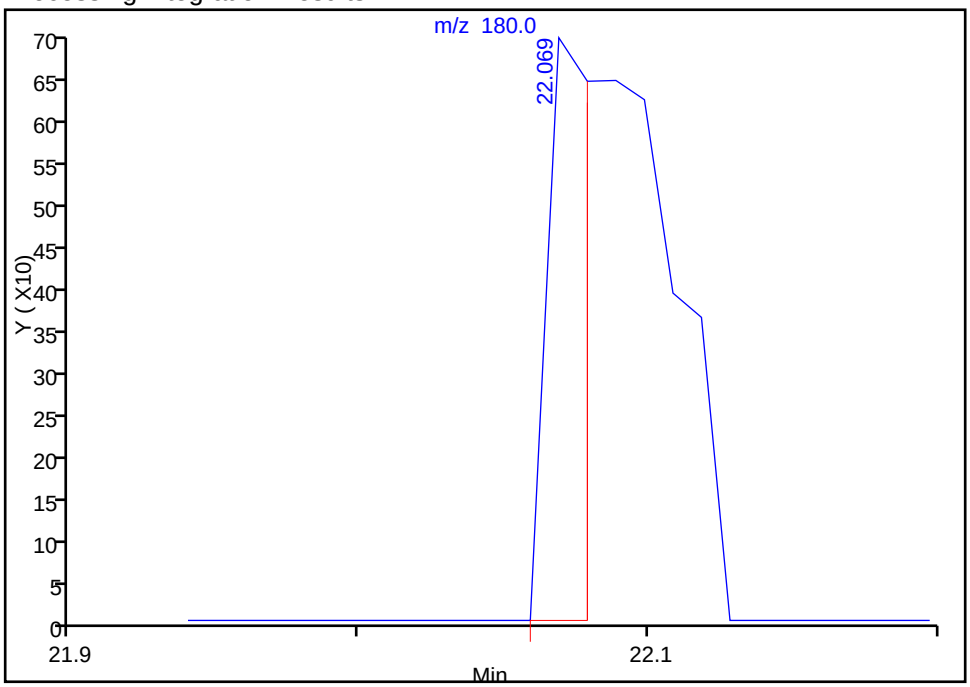

Manual Integration Results

RT: 22.07
Response: 1992
Amount: 0.047646

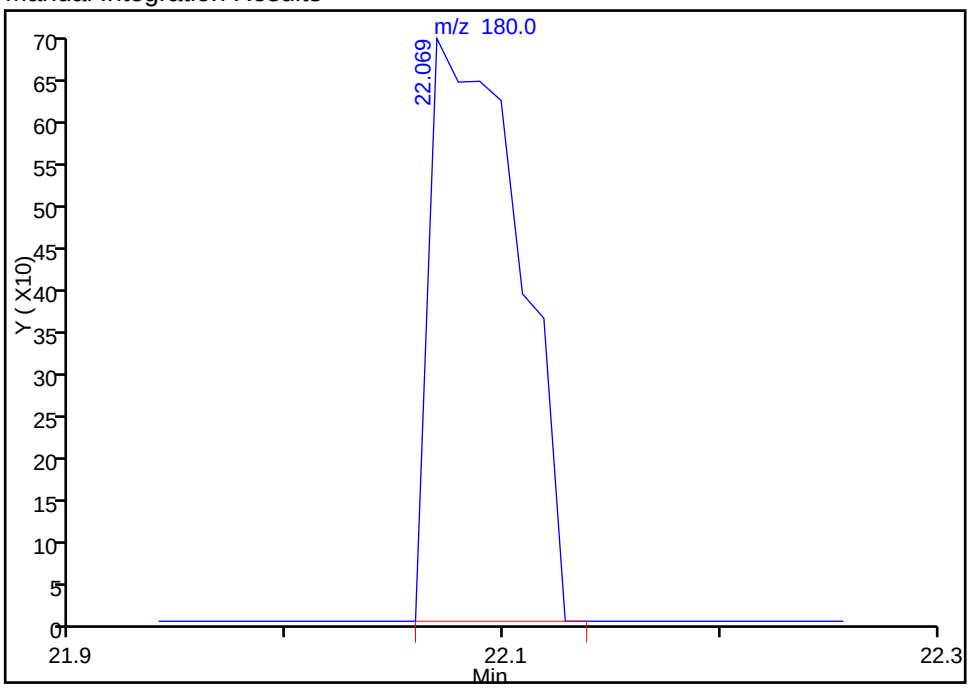

Reviewer: archern, 23-Sep-2014 14:00:09
Audit Action: Manually Integrated
Audit Reason: Baseline Event

FORM I
GC/MS VOA ORGANICS ANALYSIS DATA SHEET

Lab Name: TestAmerica Burlington Job No.: 200-24299-1

SDG No.: 200-24299

Client Sample ID: FIELD BLANK Lab Sample ID: 200-24299-11

Matrix: Water Lab File ID: LKOB10.D

Analysis Method: 8260C Date Collected: 09/19/2014 10:55

Sample wt/vol: 5(mL) Date Analyzed: 09/23/2014 13:55

Soil Aliquot Vol: Dilution Factor: 1

Soil Extract Vol.: GC Column: DB-624 ID: 0.53(mm)

% Moisture: Level: (low/med) Low

Analysis Batch No.: 77624 Units: ug/L

CAS NO.	COMPOUND NAME	RESULT	Q	LOQ	LOD	DL
75-71-8	Dichlorodifluoromethane	0.20	U	1.0	0.20	0.19
74-87-3	Chloromethane	0.20	U	1.0	0.20	0.19
75-01-4	Vinyl chloride	0.26	U	1.0	0.26	0.23
74-83-9	Bromomethane	0.24	J Q	1.0	0.26	0.22
75-00-3	Chloroethane	0.26	U	1.0	0.26	0.20
75-69-4	Trichlorofluoromethane	0.26	U	1.0	0.26	0.20
75-35-4	1,1-Dichloroethene	0.20	U	1.0	0.20	0.12
76-13-1	1,1,2-Trichloro-1,2,2-trifl uoroethane	0.20	U	1.0	0.20	0.11
67-64-1	Acetone	3.3	J M	5.0	1.0	0.68
74-88-4	Iodomethane	0.20	U	1.0	0.20	0.17
75-15-0	Carbon disulfide	0.20	U	1.0	0.20	0.16
79-20-9	Methyl acetate	0.51	U	1.0	0.51	0.21
75-09-2	Methylene Chloride	0.20	U	1.0	0.20	0.15
156-60-5	trans-1,2-Dichloroethene	0.20	U	1.0	0.20	0.14
540-59-0	1,2-Dichloroethene, Total	0.40	U	1.0	0.40	0.26
1634-04-4	Methyl tert-butyl ether	0.20	U	1.0	0.20	0.090
75-34-3	1,1-Dichloroethane	0.20	U	1.0	0.20	0.10
108-05-4	Vinyl acetate	0.31	U	1.0	0.31	0.13
594-20-7	2,2-Dichloropropane	0.20	U	1.0	0.20	0.10
156-59-2	cis-1,2-Dichloroethene	0.20	U	1.0	0.20	0.14
78-93-3	2-Butanone (MEK)	1.0	U	5.0	1.0	0.81
74-97-5	Chlorobromomethane	0.20	U	1.0	0.20	0.15
109-99-9	Tetrahydrofuran	2.8	U	14	2.8	1.6
67-66-3	Chloroform	0.20	U	1.0	0.20	0.11
71-55-6	1,1,1-Trichloroethane	0.20	U	1.0	0.20	0.070
110-82-7	Cyclohexane	0.20	U	1.0	0.20	0.10
563-58-6	1,1-Dichloropropene	0.20	U	1.0	0.20	0.080
56-23-5	Carbon tetrachloride	0.20	U	1.0	0.20	0.080
78-83-1	Isobutyl alcohol	10	U	50	10	7.2
71-43-2	Benzene	0.20	U	1.0	0.20	0.080
107-06-2	1,2-Dichloroethane	0.51	U	1.0	0.51	0.16
79-01-6	Trichloroethene	0.20	U	1.0	0.20	0.13
108-87-2	Methylcyclohexane	0.20	U	1.0	0.20	0.070
78-87-5	1,2-Dichloropropane	0.31	U	1.0	0.31	0.12
74-95-3	Dibromomethane	0.26	U	1.0	0.26	0.22

FORM I
GC/MS VOA ORGANICS ANALYSIS DATA SHEET

Lab Name: TestAmerica Burlington Job No.: 200-24299-1

SDG No.: 200-24299

Client Sample ID: FIELD BLANK Lab Sample ID: 200-24299-11

Matrix: Water Lab File ID: LKOB10.D

Analysis Method: 8260C Date Collected: 09/19/2014 10:55

Sample wt/vol: 5(mL) Date Analyzed: 09/23/2014 13:55

Soil Aliquot Vol: Dilution Factor: 1

Soil Extract Vol.: GC Column: DB-624 ID: 0.53(mm)

% Moisture: Level: (low/med) Low

Analysis Batch No.: 77624 Units: ug/L

CAS NO.	COMPOUND NAME	RESULT	Q	LOQ	LOD	DL
123-91-1	1,4-Dioxane	10	U	50	10	5.2
75-27-4	Dichlorobromomethane	0.20	U	1.0	0.20	0.090
110-75-8	2-Chloroethyl vinyl ether	0.51	U	1.0	0.51	0.16
10061-01-5	cis-1,3-Dichloropropene	0.26	U	1.0	0.26	0.14
108-10-1	4-Methyl-2-pentanone (MIBK)	1.0	U	5.0	1.0	0.65
108-88-3	Toluene	0.21	J	1.0	0.20	0.090
10061-02-6	trans-1,3-Dichloropropene	0.20	U	1.0	0.20	0.19
79-00-5	1,1,2-Trichloroethane	0.20	U	1.0	0.20	0.12
127-18-4	Tetrachloroethene	0.20	U	1.0	0.20	0.11
142-28-9	1,3-Dichloropropane	0.20	U	1.0	0.20	0.10
591-78-6	2-Hexanone	1.0	U	5.0	1.0	0.72
124-48-1	Chlorodibromomethane	0.20	U	1.0	0.20	0.10
106-93-4	Ethylene Dibromide	0.20	U	1.0	0.20	0.14
108-90-7	Chlorobenzene	0.20	U	1.0	0.20	0.090
630-20-6	1,1,1,2-Tetrachloroethane	0.20	U	1.0	0.20	0.10
100-41-4	Ethylbenzene	0.20	U	1.0	0.20	0.090
179601-23-1	m-Xylene & p-Xylene	0.40	U	1.0	0.40	0.18
95-47-6	o-Xylene	0.080	J	1.0	0.20	0.080
1330-20-7	Xylenes, Total	0.60	U	1.0	0.60	0.26
100-42-5	Styrene	0.20	U	1.0	0.20	0.10
75-25-2	Bromoform	0.20	U	1.0	0.20	0.060
98-82-8	Isopropylbenzene	0.20	U	1.0	0.20	0.070
108-86-1	Bromobenzene	0.20	U	1.0	0.20	0.13
79-34-5	1,1,2,2-Tetrachloroethane	0.31	U	1.0	0.31	0.10
96-18-4	1,2,3-Trichloropropane	0.20	U	1.0	0.20	0.11
103-65-1	N-Propylbenzene	0.20	U	1.0	0.20	0.10
95-49-8	2-Chlorotoluene	0.20	U	1.0	0.20	0.10
106-43-4	4-Chlorotoluene	0.20	U	1.0	0.20	0.12
108-67-8	1,3,5-Trimethylbenzene	0.20	U	1.0	0.20	0.080
98-06-6	tert-Butylbenzene	0.20	U	1.0	0.20	0.060
95-63-6	1,2,4-Trimethylbenzene	0.20	U	1.0	0.20	0.090
135-98-8	sec-Butylbenzene	0.20	U	1.0	0.20	0.080
99-87-6	4-Isopropyltoluene	0.20	U	1.0	0.20	0.090
541-73-1	1,3-Dichlorobenzene	0.20	U	1.0	0.20	0.11
106-46-7	1,4-Dichlorobenzene	0.20	U	1.0	0.20	0.16
95-50-1	1,2-Dichlorobenzene	0.20	U	1.0	0.20	0.13

FORM I
GC/MS VOA ORGANICS ANALYSIS DATA SHEET

Lab Name: TestAmerica Burlington Job No.: 200-24299-1

SDG No.: 200-24299

Client Sample ID: FIELD BLANK Lab Sample ID: 200-24299-11

Matrix: Water Lab File ID: LKOB10.D

Analysis Method: 8260C Date Collected: 09/19/2014 10:55

Sample wt/vol: 5(mL) Date Analyzed: 09/23/2014 13:55

Soil Aliquot Vol: Dilution Factor: 1

Soil Extract Vol.: GC Column: DB-624 ID: 0.53(mm)

% Moisture: Level: (low/med) Low

Analysis Batch No.: 77624 Units: ug/L

CAS NO.	COMPOUND NAME	RESULT	Q	LOQ	LOD	DL
104-51-8	n-Butylbenzene	0.20	U	1.0	0.20	0.080
96-12-8	1,2-Dibromo-3-Chloropropane	0.20	U	1.0	0.20	0.19
120-82-1	1,2,4-Trichlorobenzene	0.20	U	1.0	0.20	0.10
87-68-3	Hexachlorobutadiene	0.20	U	1.0	0.20	0.16
91-20-3	Naphthalene	0.20	U	1.0	0.20	0.18
87-61-6	1,2,3-Trichlorobenzene	0.20	U	1.0	0.20	0.15

CAS NO.	SURROGATE	%REC	Q	LIMITS
17060-07-0	1,2-Dichloroethane-d4 (Surr)	99		80-120
2037-26-5	Toluene-d8 (Surr)	96		80-120
460-00-4	4-Bromofluorobenzene	98		80-125
2199-69-1	1,2-Dichlorobenzene-d4	99		75-120

TestAmerica Burlington
Target Compound Quantitation Report

Data File: \\BTV-LIMS1\ChromData\CHL.i\20140923-9607.b\LKOB10.D
Lims ID: 200-24299-B-11 Lab Sample ID: 200-24299-11
Client ID: FIELD BLANK
Sample Type: Client
Inject. Date: 23-Sep-2014 13:55:30 ALS Bottle#: 9 Worklist Smp#: 10
Purge Vol: 5.000 mL Dil. Factor: 1.0000
Sample Info: 200-0009607-010
Misc. Info.: 1,5
Operator ID: NEA Instrument ID: CHL.i

Method: \\BTV-LIMS1\ChromData\CHL.i\20140923-9607.b\8260_L_W.m
Limit Group: VM_8260C_Limits
Last Update: 24-Sep-2014 11:07:14 Calib Date: 17-Sep-2014 16:20:30
Integrator: RTE ID Type: Deconvolution ID
Quant Method: Internal Standard Quant By: Initial Calibration
Last ICal File: \\BTV-LIMS1\ChromData\CHL.i\20140917-9513.b\LKO09.D

Column 1 : DB-624 (0.53 mm) Det: MS SCAN
Process Host: XAWRK021

First Level Reviewer: archern Date: 23-Sep-2014 15:11:16

Compound	Sig	RT (min.)	Adj RT (min.)	Dlt RT (min.)	Q	Response	OnCol Amt ug/l	Flags
5 Bromomethane	94	3.553	3.538	0.015	26	5432	0.2369	7
14 Acetone	43	5.055	5.060	-0.005	85	16509	3.35	M
16 Carbon disulfide	76	5.322	5.327	-0.005	92	7544	0.0897	7
37 Chloroform	83	8.494	8.489	0.005	90	4261	0.0598	7
$ 42 1,2-Dichloroethane-d4 (Sur	65	9.324	9.329	-0.005	47	764094	24.7	
* 47 Fluorobenzene	96	9.926	9.921	0.005	97	3045916	25.0	
$ 58 Toluene-d8 (Surr)	98	12.752	12.747	0.005	97	2436509	24.1	
59 Toluene	92	12.881	12.866	0.015	93	15177	0.2149	
* 68 Chlorobenzene-d5	117	15.667	15.662	0.005	90	2199480	25.0	
S 73 Xylenes, Total	106				0		0.0801	7
74 o-Xylene	106	17.219	17.204	0.015	88	3812	0.0801	7
$ 79 4-Bromofluorobenzene	95	18.325	18.311	0.014	86	1639664	24.4	
88 1,2,4-Trimethylbenzene	105	19.580	19.585	-0.005	1	2806	0.0299	7
* 92 1,4-Dichlorobenzene-d4	152	20.015	20.010	0.005	97	1207140	25.0	
$ 94 1,2-Dichlorobenzene-d4	152	20.440	20.435	0.005	87	1072874	24.8	
98 1,2,4-Trichlorobenzene	180	22.090	22.075	0.015	67	2245	0.0519	7
100 Naphthalene	128	22.347	22.322	0.025	80	3953	0.0564	7
101 1,2,3-Trichlorobenzene	180	22.594	22.579	0.015	82	1702	0.0449	7

QC Flag Legend

Processing Flags
7 - Failed Limit of Detection
Review Flags
M - Manually Integrated

Reagents:

VM8260SUW_00070 Amount Added: 2.50 Units: uL
VM8260ISw_00072 Amount Added: 2.50 Units: uL Run Reagent

Report Date: 24-Sep-2014 11:07:30 Chrom Revision: 2.2 18-Aug-2014 12:17:36

TestAmerica Burlington

Data File: \\BTV-LIMS1\ChromData\CHL.i\20140923-9607.b\LKOB10.D

Injection Date:	23-Sep-2014 13:55:30	Instrument ID:	CHL.i	Operator ID:	NEA
Lims ID:	200-24299-B-11	Lab Sample ID:	200-24299-11	Worklist Smp#:	10
Client ID:	FIELD BLANK				
Purge Vol:	5.000 mL	Dil. Factor:	1.0000	ALS Bottle#:	9
Method:	8260_L_W	Limit Group:	VM_8260C_Limits		

Column: DB-624 (0.53 mm)

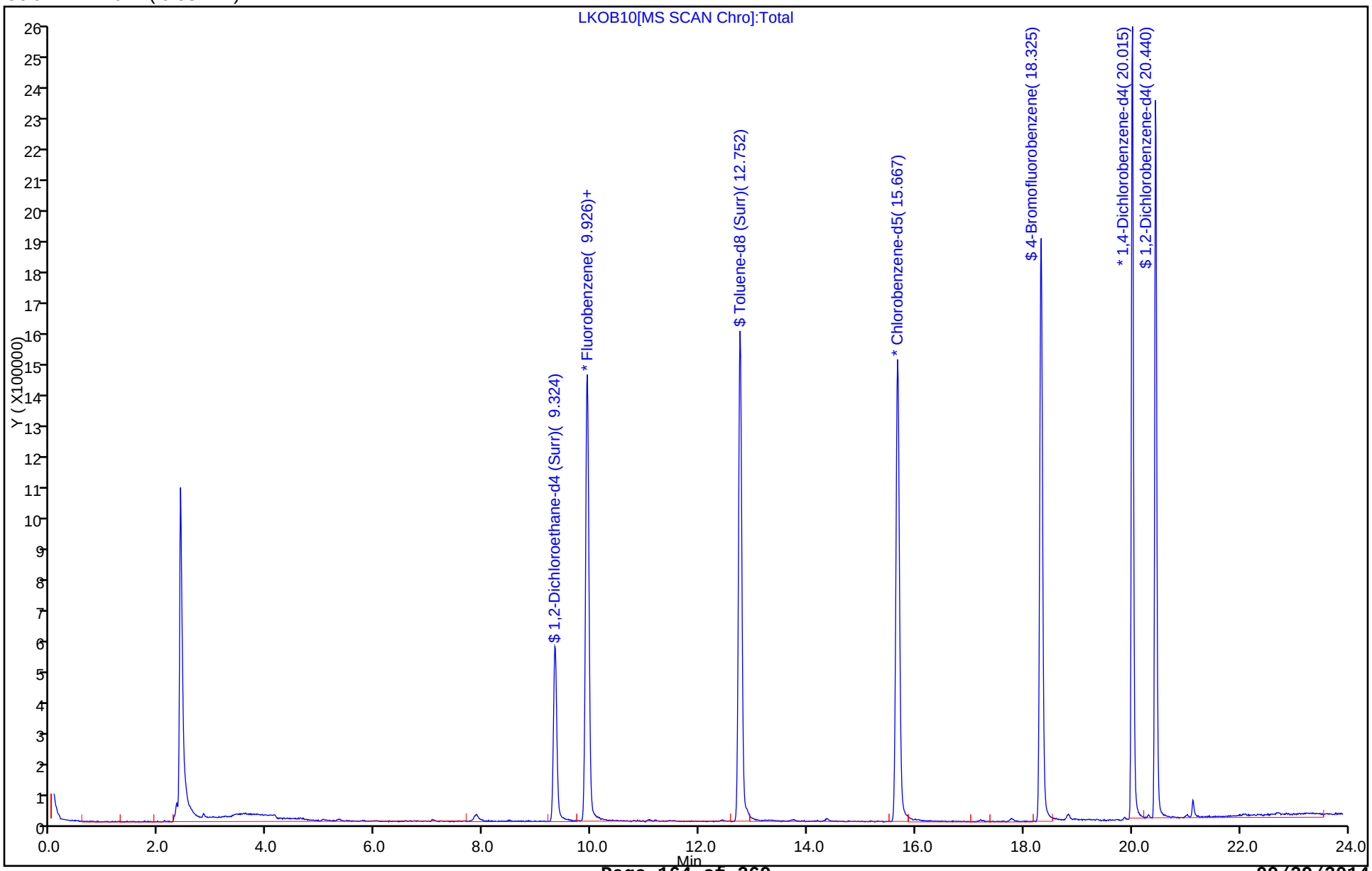

TestAmerica Burlington

Data File:	\\BTV-LIMS1\ChromData\CHL.i\20140923-9607.b\LKOB10.D				
Injection Date:	23-Sep-2014 13:55:30	Instrument ID:	CHL.i		
Lims ID:	200-24299-B-11	Lab Sample ID:	200-24299-11		
Client ID:	FIELD BLANK				
Operator ID:	NEA	ALS Bottle#:	9	Worklist Smp#:	10
Purge Vol:	5.000 mL	Dil. Factor:	1.0000		
Method:	8260_L_W	Limit Group:	VM_8260C_Limits		
Column:	DB-624 (0.53 mm)	Detector	MS SCAN		

5 Bromomethane, CAS: 74-83-9

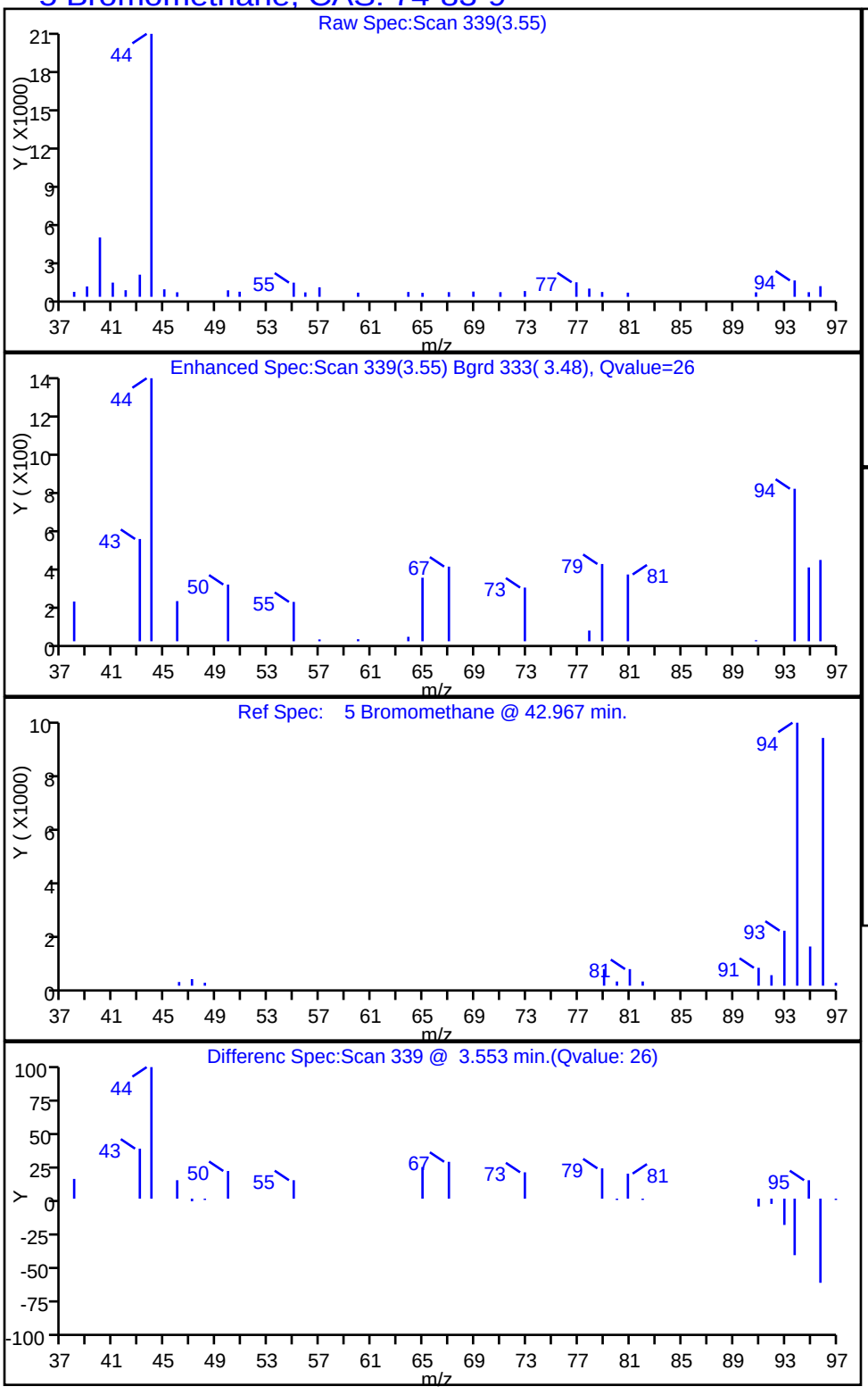

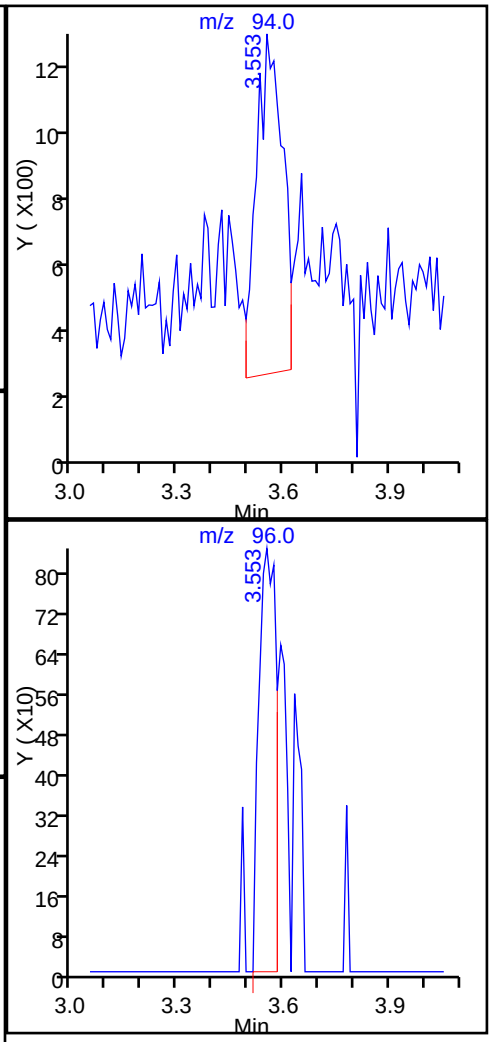

Report Date: 24-Sep-2014 11:07:30 Chrom Revision: 2.2 18-Aug-2014 12:17:36

TestAmerica Burlington

Data File: \\BTV-LIMS1\ChromData\CHL.i\20140923-9607.b\LKOB10.D

Injection Date:	23-Sep-2014 13:55:30	Instrument ID:	CHL.i
Lims ID:	200-24299-B-11	Lab Sample ID:	200-24299-11
Client ID:	FIELD BLANK		
Operator ID:	NEA	ALS Bottle#:	9 Worklist Smp#: 10
Purge Vol:	5.000 mL	Dil. Factor:	1.0000
Method:	8260_L_W	Limit Group:	VM_8260C_Limits
Column:	DB-624 (0.53 mm)	Detector	MS SCAN

14 Acetone, CAS: 67-64-1

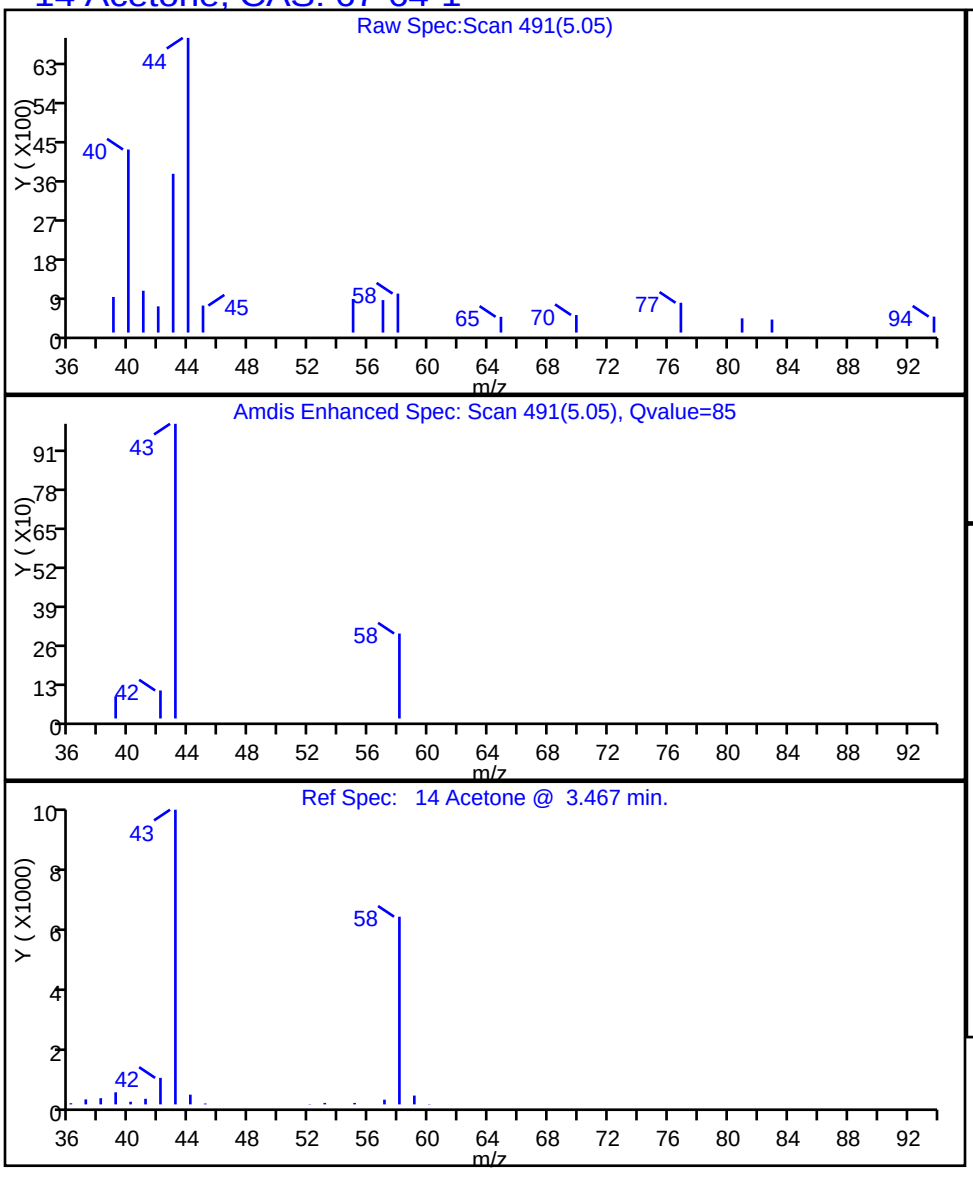

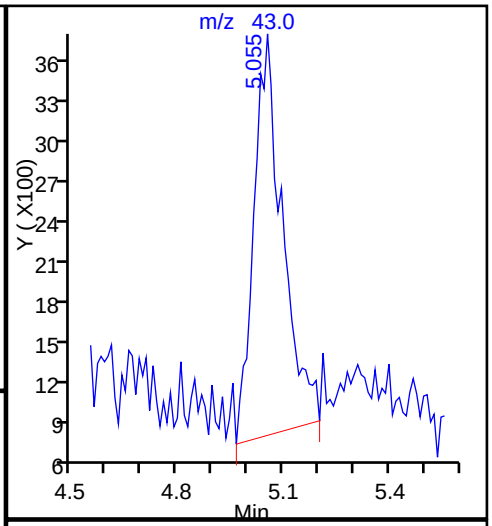

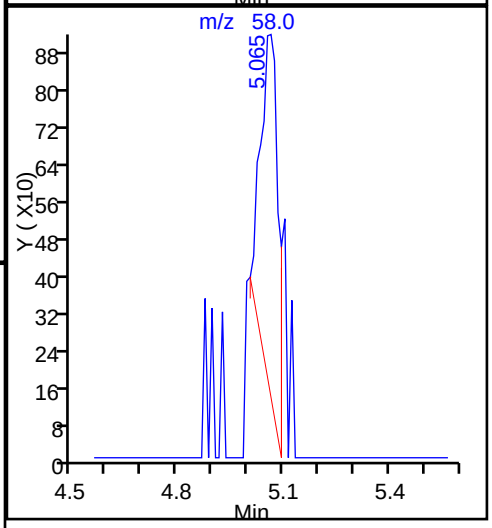

Data File: \\BTV-LIMS1\ChromData\CHL.i\20140923-9607.b\LKOB10.D
Injection Date: 23-Sep-2014 13:55:30 Instrument ID: CHL.i
Lims ID: 200-24299-B-11 Lab Sample ID: 200-24299-11
Client ID: FIELD BLANK
Operator ID: NEA ALS Bottle#: 9 Worklist Smp#: 10
Purge Vol: 5.000 mL Dil. Factor: 1.0000
Method: 8260_L_W Limit Group: VM_8260C_Limits
Column: DB-624 (0.53 mm) Detector MS SCAN

59 Toluene, CAS: 108-88-3

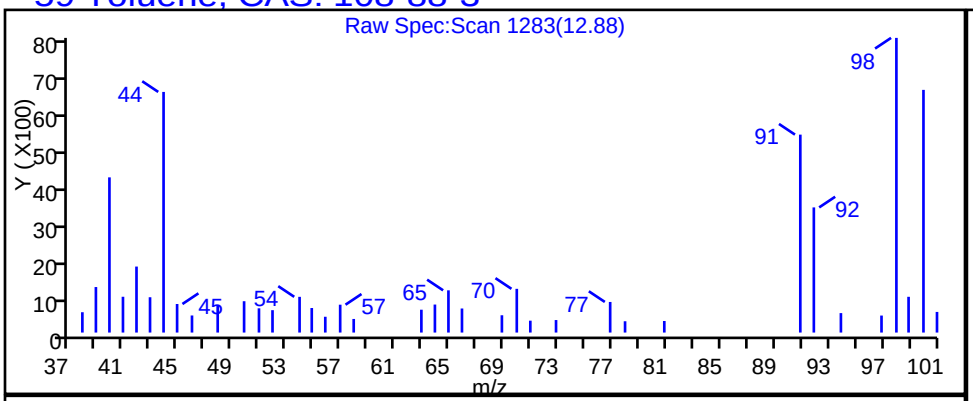

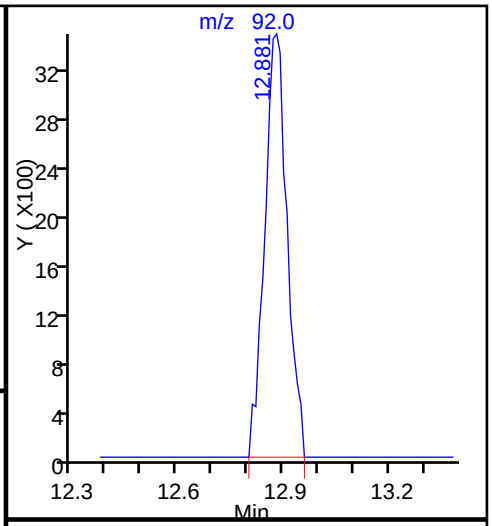

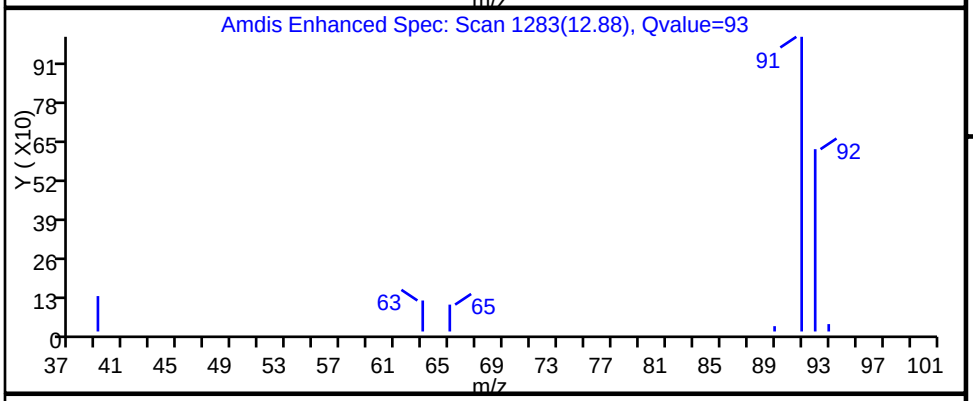

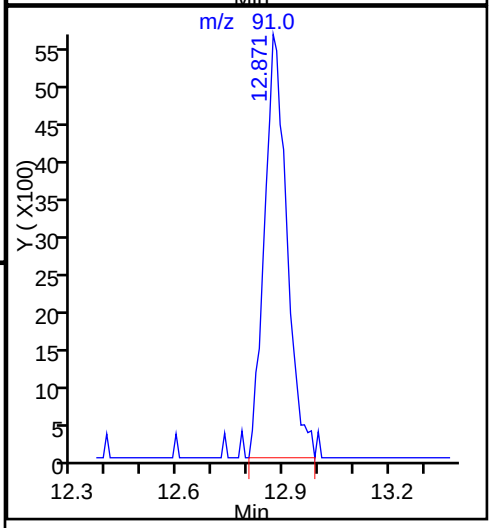

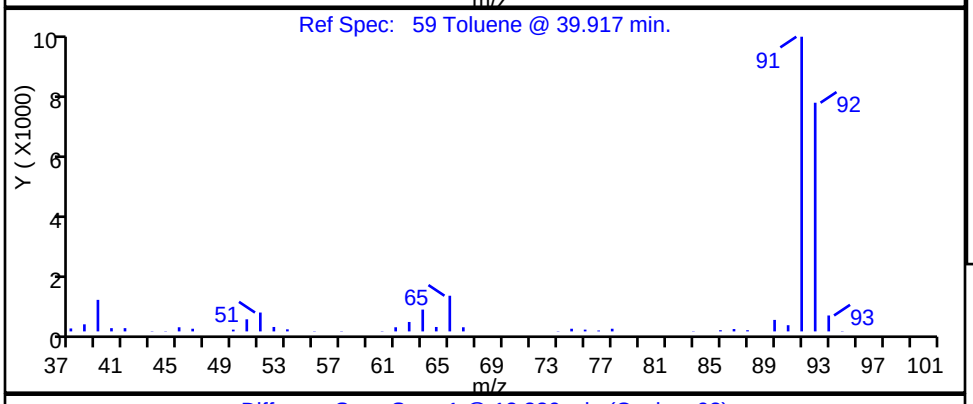

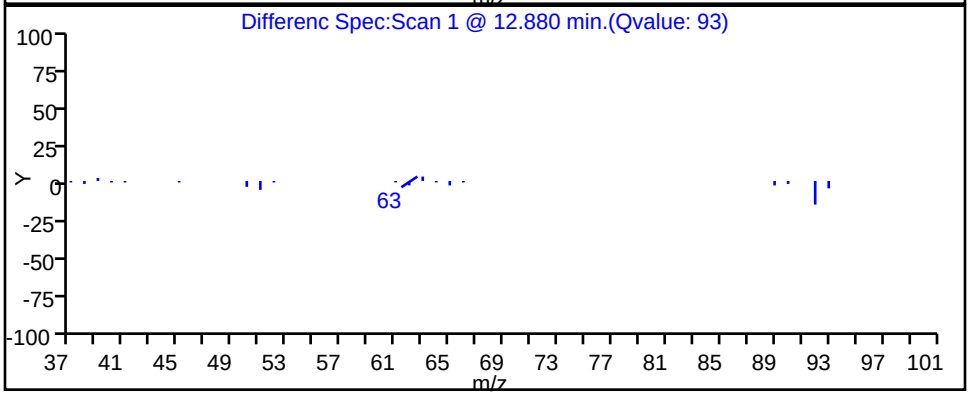

Report Date: 24-Sep-2014 11:07:30 Chrom Revision: 2.2 18-Aug-2014 12:17:36

TestAmerica Burlington

Data File: \\BTV-LIMS1\ChromData\CHL.i\20140923-9607.b\LKOB10.D

Injection Date:	23-Sep-2014 13:55:30	Instrument ID:	CHL.i		
Lims ID:	200-24299-B-11	Lab Sample ID:	200-24299-11		
Client ID:	FIELD BLANK				
Operator ID:	NEA	ALS Bottle#:	9	Worklist Smp#:	10
Purge Vol:	5.000 mL	Dil. Factor:	1.0000		
Method:	8260_L_W	Limit Group:	VM_8260C_Limits		
Column:	DB-624 (0.53 mm)	Detector	MS SCAN		

74 o-Xylene, CAS: 95-47-6

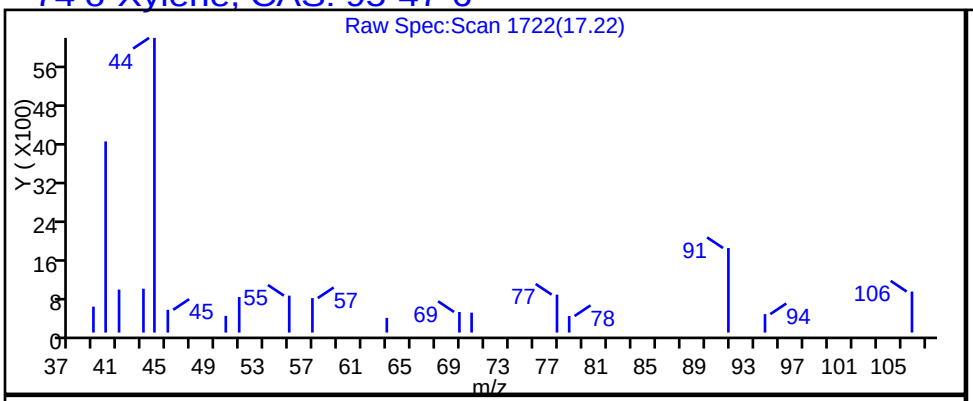

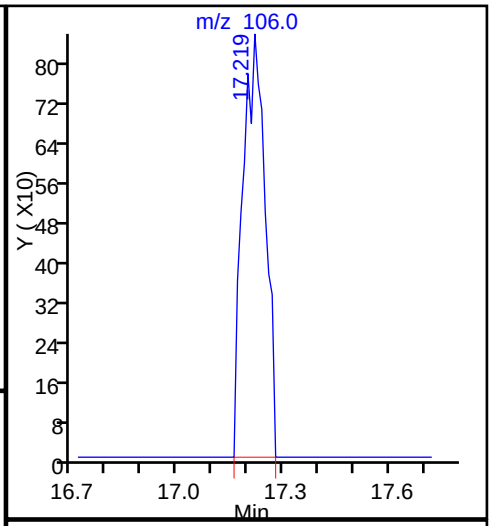

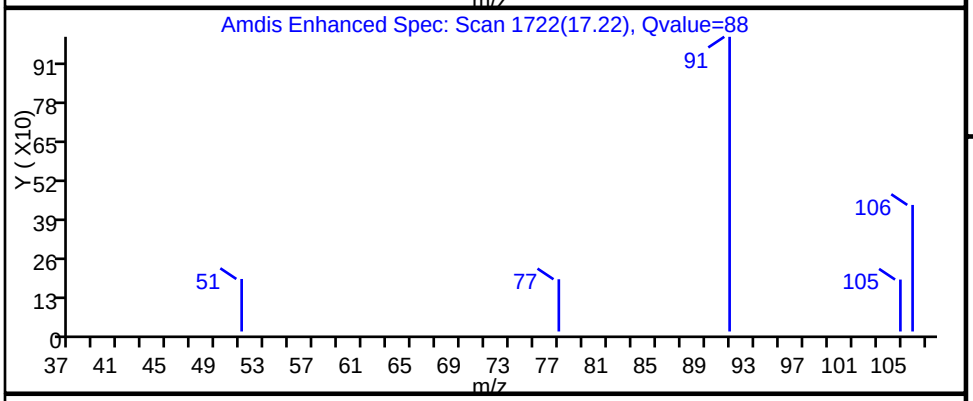

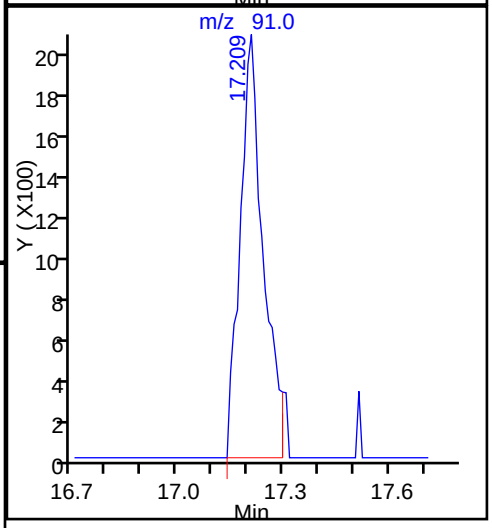

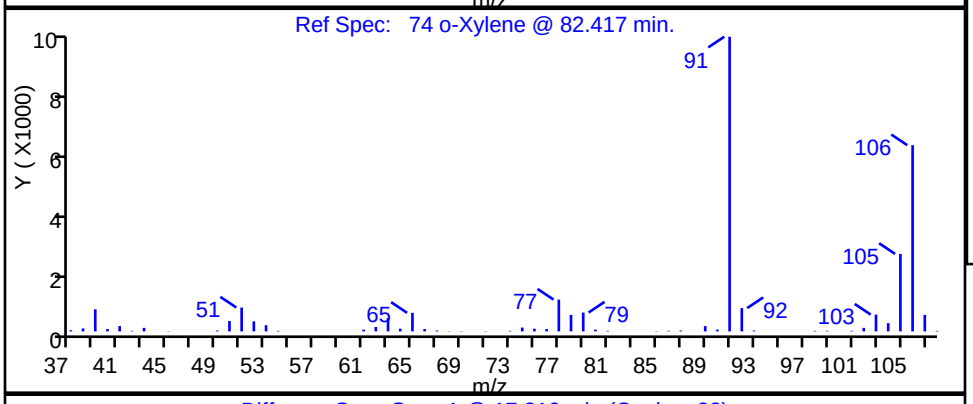

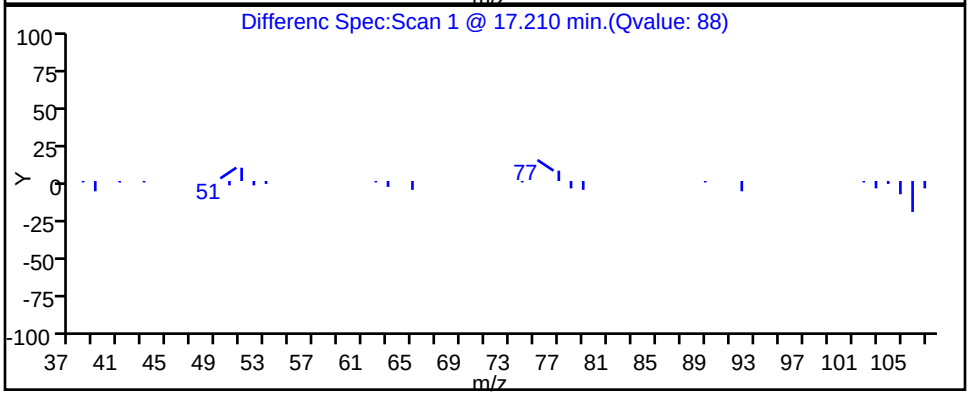

Manual Integration/User Assign Peak Report

TestAmerica Burlington

Data File:	\\BTV-LIMS1\ChromData\CHL.i\20140923-9607.b\LKOB10.D				
Injection Date:	23-Sep-2014 13:55:30	Instrument ID:	CHL.i		
Lims ID:	200-24299-B-11	Lab Sample ID:	200-24299-11		
Client ID:	FIELD BLANK				
Operator ID:	NEA	ALS Bottle#:	9	Worklist Smp#:	10
Purge Vol:	5.000 mL	Dil. Factor:	1.0000		
Method:	8260_L_W	Limit Group:	VM_8260C_Limits		
Column:	DB-624 (0.53 mm)	Detector	MS SCAN		

14 Acetone, CAS: 67-64-1

Processing Integration Results

RT: 5.05
Response: 12327
Amount: 2.738885

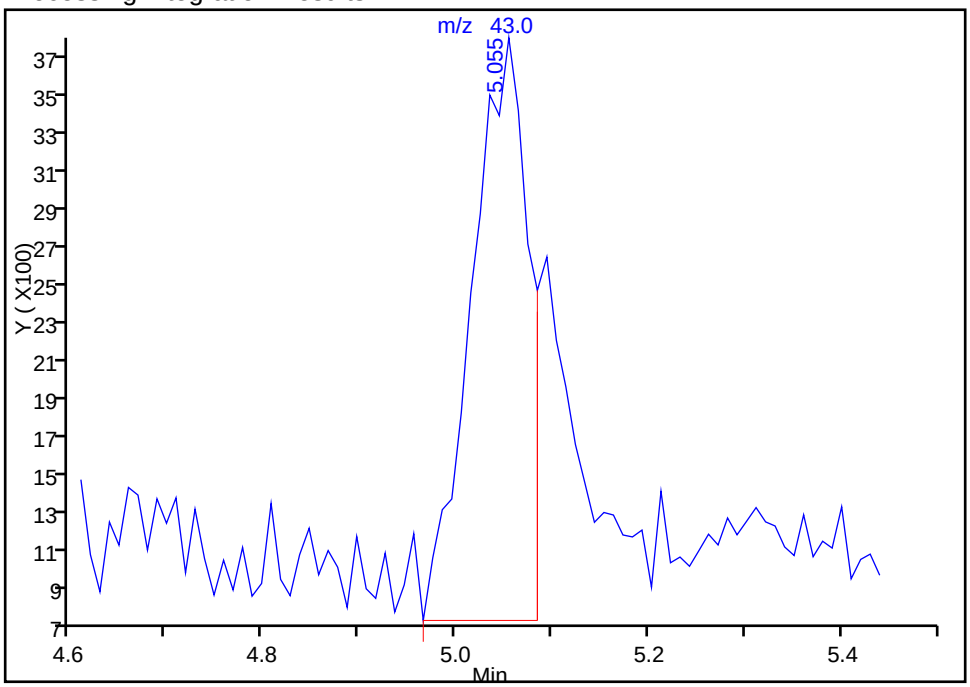

Manual Integration Results

RT: 5.05
Response: 16509
Amount: 3.347008

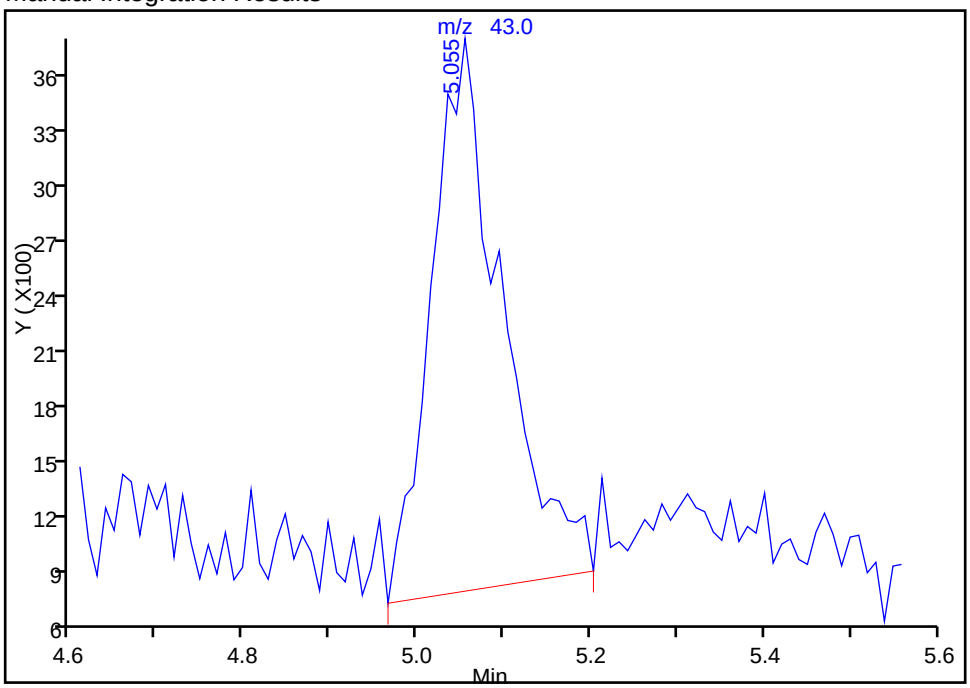

Reviewer: archern, 23-Sep-2014 15:11:16
Audit Action: Manually Integrated
Audit Reason: Baseline Event

FORM VI
GC/MS VOA INITIAL CALIBRATION DATA
INTERNAL STANDARD CURVE EVALUATION

Lab Name: TestAmerica Burlington Job No.: 200-24299-1 Analy Batch No.: 77379

SDG No.: 200-24299

Instrument ID: CHL.i GC Column: DB-624 ID: 0.53(mm) Heated Purge: (Y/N) N

Calibration Start Date: 09/17/2014 13:02 Calibration End Date: 09/17/2014 16:20 Calibration ID: 27982

Calibration Files:

LEVEL:	LAB SAMPLE ID:	LAB FILE ID:
Level 1	IC 200-77379/3	LKO03.D
Level 2	IC 200-77379/4	LKO04.D
Level 3	IC 200-77379/5	LKO05.D
Level 4	IC 200-77379/6	LKO06.D
Level 5	ICIS 200-77379/7	LKO07.D
Level 6	IC 200-77379/8	LKO08.D
Level 7	IC 200-77379/9	LKO09.D

ANALYTE	RRF					CURVE TYPE	COEFFICIENT			#	MIN RRF	%RSD	#	MAX %RSD	R^2 OR COD	#	MIN R^2 OR COD
	LVL 1 LVL 6	LVL 2 LVL 7	LVL 3	LVL 4	LVL 5		B	M1	M2								
Dichlorodifluoromethane	0.5323	0.6036 0.5321	0.5597	0.5415	0.5210	Ave		0.5484			0.1000	5.5		20.0			
Chloromethane	0.3281	0.3640 0.3235	0.3381	0.3333	0.3233	Ave		0.3351			0.1000	4.6		20.0			
Vinyl chloride	0.4497 0.3389	0.3609 0.3383	0.3497	0.3427	0.3298	Ave		0.3586			0.1000	12.0		20.0			
Bromomethane	0.1739	0.2279 0.1657	0.1961	0.1872	0.1786	Ave		0.1882			0.1000	12.0		20.0			
Chloroethane	0.1908	0.2184 0.1762	0.2109	0.2033	0.1942	Ave		0.1990			0.1000	7.6		20.0			
Dichlorofluoromethane	0.6180	0.6384 0.5707	0.6149	0.6278	0.5983	Ave		0.6114				3.9		20.0			
Trichlorofluoromethane	0.5683	0.6104 0.5433	0.6098	0.5838	0.5600	Ave		0.5793			0.1000	4.7		20.0			
1,2-Dichloro-1,1,2-trifluoroethane	0.6506	0.7188 0.6126	0.6689	0.6472	0.6328	Ave		0.6552				5.6		20.0			
Ethyl ether	0.1682	0.1856 0.1581	0.1604	0.1721	0.1646	Ave		0.1682				5.9		20.0			
Acrolein	0.0151	0.0116 0.0151	0.0140	0.0145	0.0147	Ave		0.0142				9.3		20.0			
1,1-Dichloroethene	0.2801	0.3111 0.2639	0.2925	0.2835	0.2771	Ave		0.2847			0.1000	5.6		20.0			
1,1,2-Trichloro-1,2,2-trifluoroethane	0.5131	0.5627 0.4793	0.5303	0.5220	0.4972	Ave		0.5174			0.1000	5.5		20.0			
Acetone	0.0575	0.0512 0.0565	0.0506	0.0547	0.0535	Lin1	-0.053	0.0564		*	0.1000				0.9990		0.9900
Iodomethane	0.4047	0.3089 0.3803	0.2972	0.3341	0.3688	Ave		0.3490				12.0		20.0			

Note: The m1 coefficient is the same as Ave RRF for an Ave curve type.

FORM VI
GC/MS VOA INITIAL CALIBRATION DATA
INTERNAL STANDARD CURVE EVALUATION

Lab Name: TestAmerica Burlington Job No.: 200-24299-1 Analy Batch No.: 77379

SDG No.: 200-24299

Instrument ID: CHL.i GC Column: DB-624 ID: 0.53(mm) Heated Purge: (Y/N) N

Calibration Start Date: 09/17/2014 13:02 Calibration End Date: 09/17/2014 16:20 Calibration ID: 27982

ANALYTE	RRF					CURVE TYPE	COEFFICIENT			#	MIN RRF	%RSD	#	MAX %RSD	R^2 OR COD	#	MIN R^2 OR COD
	LVL 1 LVL 6	LVL 2 LVL 7	LVL 3	LVL 4	LVL 5		B	M1	M2								
Carbon disulfide	0.6706	0.7920 0.6336	0.7019	0.6809	0.6645	Ave		0.6906			0.1000	7.9		20.0			
3-Chloro-1-propene	0.4822	0.5522 0.4540	0.4980	0.4930	0.4783	Ave		0.4929				6.7		20.0			
Methyl acetate	0.0617	0.0610 0.0581	0.0626	0.0586	0.0573	Lin1	0.0040	0.0590		*	0.1000				0.9990		0.9900
Methylene Chloride	0.2788	0.3409 0.2669	0.2921	0.2781	0.2773	Ave		0.2890			0.1000	9.2		20.0			
2-Methyl-2-propanol	0.0181	0.0183 0.0165	0.0176	0.0174	0.0179	Ave		0.0176				3.6		20.0			
Acrylonitrile	0.0615	0.0406 0.0605	0.0435	0.0554	0.0550	Ave		0.0528				17.0		20.0			
trans-1,2-Dichloroethene	0.3085	0.3349 0.2941	0.3186	0.3076	0.3000	Ave		0.3106			0.1000	4.7		20.0			
Methyl tert-butyl ether	0.5484	0.6296 0.5311	0.5637	0.5512	0.5444	Ave		0.5614			0.1000	6.2		20.0			
1,1-Dichloroethane	0.6214	0.6924 0.5932	0.6268	0.6216	0.6066	Ave		0.6270			0.2000	5.5		20.0			
Vinyl acetate	0.6753	0.7477 0.6614	0.6647	0.6605	0.6811	Ave		0.6818				4.9		20.0			
Isopropyl ether	1.2416	1.3056 1.2088	1.2501	1.2385	1.2260	Ave		1.2451				2.6		20.0			
2-Chloro-1,3-butadiene	0.4544	0.4804 0.4330	0.4480	0.4476	0.4413	Ave		0.4508				3.6		20.0			
Tert-butyl ethyl ether	0.8444	0.8843 0.8207	0.8229	0.8379	0.8296	Ave		0.8400				2.8		20.0			
2,2-Dichloropropane	0.4281	0.4710 0.4049	0.4567	0.4409	0.4217	Ave		0.4372				5.5		20.0			
cis-1,2-Dichloroethene	0.3159	0.3473 0.3041	0.3188	0.3180	0.3126	Ave		0.3195			0.1000	4.6		20.0			
2-Butanone (MEK)	0.0231	0.0239 0.0223	0.0216	0.0215	0.0217	Lin1	-0.001	0.0224		*	0.1000				0.9990		0.9900
Propionitrile	0.0219	0.0302 0.0226	0.0232	0.0219	0.0237	Ave		0.0239				13.0		20.0			
Methacrylonitrile	0.0755	0.0665 0.0725	0.0710	0.0780	0.0708	Ave		0.0724				5.5		20.0			
Chlorobromomethane	0.1809	0.1919 0.1622	0.1805	0.1786	0.1772	Ave		0.1786				5.4		20.0			
Tetrahydrofuran	0.0819	0.0796 0.0794	0.0769	0.0788	0.0796	Ave		0.0794				2.0		20.0			

Note: The m1 coefficient is the same as Ave RRF for an Ave curve type.

FORM VI
GC/MS VOA INITIAL CALIBRATION DATA
INTERNAL STANDARD CURVE EVALUATION

Lab Name: TestAmerica Burlington Job No.: 200-24299-1 Analy Batch No.: 77379

SDG No.: 200-24299

Instrument ID: CHL.i GC Column: DB-624 ID: 0.53(mm) Heated Purge: (Y/N) N

Calibration Start Date: 09/17/2014 13:02 Calibration End Date: 09/17/2014 16:20 Calibration ID: 27982

ANALYTE	RRF					CURVE TYPE	COEFFICIENT			#	MIN RRF	%RSD	#	MAX %RSD	R^2 OR COD	#	MIN R^2 OR COD
	LVL 1 LVL 6	LVL 2 LVL 7	LVL 3	LVL 4	LVL 5		B	M1	M2								
Chloroform	0.5786	0.6265 0.5590	0.5898	0.5836	0.5720	Ave		0.5849			0.2000	3.9		20.0			
1,1,1-Trichloroethane	0.4955	0.5516 0.4724	0.5102	0.5017	0.4856	Ave		0.5028			0.1000	5.4		20.0			
Cyclohexane	0.5222	0.5728 0.4956	0.5314	0.5196	0.5001	Ave		0.5236			0.1000	5.3		20.0			
1,1-Dichloropropene	0.4703	0.5081 0.4461	0.4788	0.4704	0.4587	Ave		0.4721				4.4		20.0			
Carbon tetrachloride	0.4624	0.4679 0.4416	0.4637	0.4647	0.4490	Ave		0.4582			0.1000	2.3		20.0			
Isobutyl alcohol	0.0111	0.0110 0.0105	0.0106	0.0106	0.0105	Ave		0.0107				2.4		20.0			
Benzene	0.8671	0.9256 0.8258	0.8745	0.8631	0.8495	Ave		0.8676			0.5000	3.8		20.0			
1,2-Dichloroethane	0.2972	0.3171 0.2874	0.2979	0.2976	0.2906	Ave		0.2980			0.1000	3.5		20.0			
Tert-amyl methyl ether	0.7132	0.7194 0.6904	0.7003	0.6957	0.7018	Ave		0.7035				1.5		20.0			
Trichloroethene	0.3855	0.4298 0.3691	0.3680	0.3725	0.3726	Ave		0.3829			0.2000	6.2		20.0			
Methylcyclohexane	0.4311	0.4721 0.4109	0.4336	0.4249	0.4162	Ave		0.4315			0.1000	5.0		20.0			
1,2-Dichloropropane	0.3835	0.4268 0.3727	0.3863	0.3821	0.3755	Ave		0.3878			0.1000	5.1		20.0			
Dibromomethane	0.3011	0.3255 0.2900	0.2978	0.2969	0.2951	Ave		0.3011				4.2		20.0			
Methyl methacrylate	0.2858	0.3335 0.2830	0.2903	0.2830	0.2887	Ave		0.2941				6.7		20.0			
1,4-Dioxane	0.0022	0.0020 0.0020	0.0022	0.0021	0.0020	Ave		0.0021				4.3		20.0			
Dichlorobromomethane	0.6107	0.6361 0.5929	0.6109	0.6073	0.6034	Ave		0.6102			0.2000	2.3		20.0			
2-Chloroethyl vinyl ether	0.1249	0.0678 0.1387	0.0753	0.0879	0.1070	Ave		0.1003				28.0	*	20.0			
cis-1,3-Dichloropropene	0.5952 0.5342	0.5624 0.5117	0.5334	0.5226	0.5205	Ave		0.5400			0.2000	5.4		20.0			
4-Methyl-2-pentanone (MIBK)	0.3405	0.3586 0.3425	0.3384	0.3399	0.3406	Ave		0.3434			0.1000	2.2		20.0			
Toluene	0.8000	0.8582 0.7695	0.8077	0.7924	0.7884	Ave		0.8027			0.4000	3.7		20.0			

Note: The m1 coefficient is the same as Ave RRF for an Ave curve type.

FORM VI
GC/MS VOA INITIAL CALIBRATION DATA
INTERNAL STANDARD CURVE EVALUATION

Lab Name: TestAmerica Burlington Job No.: 200-24299-1 Analy Batch No.: 77379

SDG No.: 200-24299

Instrument ID: CHL.i GC Column: DB-624 ID: 0.53(mm) Heated Purge: (Y/N) N

Calibration Start Date: 09/17/2014 13:02 Calibration End Date: 09/17/2014 16:20 Calibration ID: 27982

ANALYTE	RRF					CURVE TYPE	COEFFICIENT			#	MIN RRF	%RSD	#	MAX %RSD	R^2 OR COD	#	MIN R^2 OR COD
	LVL 1 LVL 6	LVL 2 LVL 7	LVL 3	LVL 4	LVL 5		B	M1	M2								
trans-1,3-Dichloropropene	0.6474 0.5926	0.6440 0.5822	0.6080	0.5957	0.5901	Ave		0.6086			0.1000	4.4		20.0			
Ethyl methacrylate	0.4181	0.4487 0.4056	0.4140	0.4218	0.4088	Ave		0.4195				3.7		20.0			
1,1,2-Trichloroethane	0.3706	0.3983 0.3592	0.3795	0.3809	0.3678	Ave		0.3760			0.1000	3.6		20.0			
Tetrachloroethene	0.6340	0.6568 0.6031	0.6430	0.6328	0.6110	Ave		0.6301			0.2000	3.2		20.0			
1,3-Dichloropropane	0.7183	0.8280 0.6957	0.7520	0.7247	0.7208	Ave		0.7399				6.3		20.0			
2-Hexanone	0.3191	0.3130 0.3170	0.3022	0.3130	0.3168	Ave		0.3135			0.1000	1.9		20.0			
Chlorodibromomethane	0.7766 0.7079	0.7436 0.6890	0.7098	0.6976	0.7006	Ave		0.7179			0.1000	4.3		20.0			
Ethylene Dibromide	0.6116	0.6631 0.5923	0.6167	0.6058	0.6057	Ave		0.6159			0.1000	4.0		20.0			
Chlorobenzene	0.9792	1.0586 0.9523	0.9945	0.9848	0.9704	Ave		0.9900			0.5000	3.7		20.0			
1,1,1,2-Tetrachloroethane	0.5093 0.5101	0.5243 0.4951	0.5173	0.5092	0.5049	Ave		0.5100				1.8		20.0			
Ethylbenzene	1.6069	1.7264 1.5593	1.6245	1.6283	1.5883	Ave		1.6223			0.1000	3.5		20.0			
m-Xylene & p-Xylene	0.5579	0.5854 0.5426	0.5600	0.5564	0.5520	Ave		0.5591			0.1000	2.6		20.0			
o-Xylene	0.5385	0.5737 0.5227	0.5438	0.5385	0.5295	Ave		0.5411			0.3000	3.3		20.0			
Styrene	0.9271	0.9731 0.9089	0.9290	0.9311	0.9288	Ave		0.9330			0.3000	2.3		20.0			
Bromoform	0.5847	0.5886 0.5696	0.5832	0.5829	0.5789	Ave		0.5813			0.1000	1.1		20.0			
Isopropylbenzene	2.6887	2.9891 2.6053	2.7551	2.7279	2.6409	Ave		2.7345			0.1000	5.0		20.0			
Bromobenzene	0.9255	1.0333 0.9028	0.9528	0.9457	0.9265	Ave		0.9478				4.8		20.0			
1,1,2,2-Tetrachloroethane	1.2627	1.3729 1.2206	1.3067	1.2981	1.2809	Ave		1.2903			0.3000	3.9		20.0			
1,2,3-Trichloropropane	0.2873	0.3305 0.2770	0.3027	0.2988	0.2898	Ave		0.2977				6.2		20.0			
trans-1,4-Dichloro-2-butene	0.2298	0.2664 0.2246	0.2460	0.2375	0.2224	Ave		0.2378				6.9		20.0			

Note: The m1 coefficient is the same as Ave RRF for an Ave curve type.

FORM VI
GC/MS VOA INITIAL CALIBRATION DATA
INTERNAL STANDARD CURVE EVALUATION

Lab Name: TestAmerica Burlington Job No.: 200-24299-1 Analy Batch No.: 77379

SDG No.: 200-24299

Instrument ID: CHL.i GC Column: DB-624 ID: 0.53(mm) Heated Purge: (Y/N) N

Calibration Start Date: 09/17/2014 13:02 Calibration End Date: 09/17/2014 16:20 Calibration ID: 27982

ANALYTE	RRF					CURVE TYPE	COEFFICIENT			#	MIN RRF	%RSD	#	MAX %RSD	R^2 OR COD	#	MIN R^2 OR COD
	LVL 1 LVL 6	LVL 2 LVL 7	LVL 3	LVL 4	LVL 5		B	M1	M2								
N-Propylbenzene	0.6927	0.7175 0.6616	0.6988	0.6961	0.6840	Ave		0.6918				2.7		20.0			
2-Chlorotoluene	0.6328	0.6860 0.6154	0.6513	0.6496	0.6346	Ave		0.6450				3.7		20.0			
1,3,5-Trimethylbenzene	1.9337	2.1502 1.8644	1.9768	1.9788	1.9275	Ave		1.9719				4.9		20.0			
4-Chlorotoluene	0.6403	0.6988 0.6340	0.6766	0.6427	0.6481	Ave		0.6568				3.9		20.0			
tert-Butylbenzene	2.1276	2.3663 2.0480	2.2042	2.1883	2.1029	Ave		2.1729				5.1		20.0			
1,2,4-Trimethylbenzene	1.9335	2.0721 1.8589	1.9187	1.9727	1.9201	Ave		1.9460				3.7		20.0			
sec-Butylbenzene	2.8436	3.1005 2.7410	2.9030	2.8938	2.8173	Ave		2.8832				4.2		20.0			
1,3-Dichlorobenzene	1.4096	1.5031 1.3619	1.4190	1.4185	1.3948	Ave		1.4178			0.6000	3.3		20.0			
4-Isopropyltoluene	2.2740	2.4499 2.1702	2.3339	2.3270	2.2372	Ave		2.2987				4.2		20.0			
1,4-Dichlorobenzene	1.4293	1.6256 1.3736	1.4711	1.4373	1.4259	Ave		1.4605			0.5000	5.9		20.0			
n-Butylbenzene	2.1643	2.2011 2.0596	2.1315	2.1527	2.1030	Ave		2.1353				2.3		20.0			
1,2-Dichlorobenzene	1.2908	1.4120 1.2430	1.3064	1.3163	1.2931	Ave		1.3103			0.4000	4.3		20.0			
1,2-Dibromo-3-Chloropropane	0.2498	0.2819 0.2391	0.2412	0.2542	0.2507	Ave		0.2528			0.0500	6.1		20.0			
1,2,4-Trichlorobenzene	0.9399	0.8361 0.9276	0.8616	0.8950	0.9129	Ave		0.8955			0.2000	4.5		20.0			
Hexachlorobutadiene	0.5447	0.5977 0.5304	0.5673	0.5629	0.5375	Ave		0.5568				4.4		20.0			
Naphthalene	1.5647	1.2111 1.5167	1.3608	1.5004	1.5504	Ave		1.4507				9.5		20.0			
1,2,3-Trichlorobenzene	0.8038	0.7718 0.7980	0.7440	0.8023	0.7884	Ave		0.7847				3.0		20.0			
1,2-Dichloroethane-d4 (Surr)	0.2489	0.2720 0.2406	0.2631	0.2509	0.2473	Ave		0.2538				4.6		20.0			
Toluene-d8 (Surr)	1.1414	1.2188 1.1145	1.1694	1.1310	1.1137	Ave		1.1481				3.5		20.0			
4-Bromofluorobenzene	1.3652	1.4887 1.3206	1.4076	1.3979	1.3607	Ave		1.3901				4.1		20.0			

Note: The m1 coefficient is the same as Ave RRF for an Ave curve type.

FORM VI
GC/MS VOA INITIAL CALIBRATION DATA
INTERNAL STANDARD CURVE EVALUATION

Lab Name: TestAmerica Burlington Job No.: 200-24299-1 Analy Batch No.: 77379

SDG No.: 200-24299

Instrument ID: CHL.i GC Column: DB-624 ID: 0.53(mm) Heated Purge: (Y/N) N

Calibration Start Date: 09/17/2014 13:02 Calibration End Date: 09/17/2014 16:20 Calibration ID: 27982

ANALYTE	RRF					CURVE TYPE	COEFFICIENT			#	MIN RRF	%RSD	#	MAX %RSD	R^2 OR COD	#	MIN R^2 OR COD
	LVL 1 LVL 6	LVL 2 LVL 7	LVL 3	LVL 4	LVL 5		B	M1	M2								
1,2-Dichlorobenzene-d4	0.8805	0.9732 0.8499	0.9107	0.8850	0.8774	Ave		0.8961				4.7		20.0			

Note: The m1 coefficient is the same as Ave RRF for an Ave curve type.

FORM VI
GC/MS VOA INITIAL CALIBRATION DATA
INTERNAL STANDARD RESPONSE AND CONCENTRATION

Lab Name: TestAmerica Burlington Job No.: 200-24299-1 Analy Batch No.: 77379

SDG No.: 200-24299

Instrument ID: CHL.i GC Column: DB-624 ID: 0.53(mm) Heated Purge: (Y/N) N

Calibration Start Date: 09/17/2014 13:02 Calibration End Date: 09/17/2014 16:20 Calibration ID: 27982

Calibration Files:

LEVEL:	LAB SAMPLE ID:	LAB FILE ID:
Level 1	IC 200-77379/3	LKO03.D
Level 2	IC 200-77379/4	LKO04.D
Level 3	IC 200-77379/5	LKO05.D
Level 4	IC 200-77379/6	LKO06.D
Level 5	ICIS 200-77379/7	LKO07.D
Level 6	IC 200-77379/8	LKO08.D
Level 7	IC 200-77379/9	LKO09.D

ANALYTE	IS REF	CURVE TYPE	RESPONSE					CONCENTRATION (UG/L)				
			LVL 1 LVL 6	LVL 2 LVL 7	LVL 3	LVL 4	LVL 5	LVL 6	LVL 2 LVL 7	LVL 3	LVL 4	LVL 5
Dichlorodifluoromethane	FB	Ave	2854905	63053 5782260	295503	576402	1401441	50.0	1.00 100	5.00	10.0	25.0
Chloromethane	FB	Ave	1760009	38022 3515004	178520	354753	869692	50.0	1.00 100	5.00	10.0	25.0
Vinyl chloride	FB	Ave	18706 1817589	37696 3675592	184644	364770	887166	0.400 50.0	1.00 100	5.00	10.0	25.0
Bromomethane	FB	Ave	932647	23804 1800051	103549	199311	480446	50.0	1.00 100	5.00	10.0	25.0
Chloroethane	FB	Ave	1023462	22808 1915170	111322	216386	522324	50.0	1.00 100	5.00	10.0	25.0
Dichlorofluoromethane	FB	Ave	3314832	66686 6201518	324659	668315	1609354	50.0	1.00 100	5.00	10.0	25.0
Trichlorofluoromethane	FB	Ave	3048411	63762 5903421	321964	621501	1506370	50.0	1.00 100	5.00	10.0	25.0
1,2-Dichloro-1,1,2-trifluoroethane	FB	Ave	3489524	75083 6657043	353156	688999	1702026	50.0	1.00 100	5.00	10.0	25.0
Ethyl ether	FB	Ave	901939	19387 1717985	84664	183179	442836	50.0	1.00 100	5.00	10.0	25.0
Acrolein	FB	Ave	406256	6087 823093	37060	77830	198529	251	5.03 503	25.1	50.3	126
1,1-Dichloroethene	FB	Ave	1502633	32494 2867581	154432	301804	745441	50.0	1.00 100	5.00	10.0	25.0
1,1,2-Trichloro-1,2,2-trifluoroetha ne	FB	Ave	2751943	58772 5208733	280002	555677	1337285	50.0	1.00 100	5.00	10.0	25.0
Acetone	FB	Lin1	1542963	26744 3071117	133623	291092	718893	250	5.00 500	25.0	50.0	125
Iodomethane	FB	Ave	2170831	32265 4132979	156920	355666	991965	50.0	1.00 100	5.00	10.0	25.0
Carbon disulfide	FB	Ave	3596747	82722 6884662	370592	724817	1787502	50.0	1.00 100	5.00	10.0	25.0

FORM VI
GC/MS VOA INITIAL CALIBRATION DATA
INTERNAL STANDARD RESPONSE AND CONCENTRATION

Lab Name: TestAmerica Burlington Job No.: 200-24299-1 Analy Batch No.: 77379

SDG No.: 200-24299

Instrument ID: CHL.i GC Column: DB-624 ID: 0.53(mm) Heated Purge: (Y/N) N

Calibration Start Date: 09/17/2014 13:02 Calibration End Date: 09/17/2014 16:20 Calibration ID: 27982

ANALYTE	IS REF	CURVE TYPE	RESPONSE					CONCENTRATION (UG/L)				
			LVL 1 LVL 6	LVL 2 LVL 7	LVL 3	LVL 4	LVL 5	LVL 6	LVL 2 LVL 7	LVL 3	LVL 4	LVL 5
3-Chloro-1-propene	FB	Ave	2586423	57677 4932889	262942	524777	1286484	50.0	1.00 100	5.00	10.0	25.0
Methyl acetate	FB	Lin1	330856	6372 631230	33077	62376	154037	50.0	1.00 100	5.00	10.0	25.0
Methylene Chloride	FB	Ave	1495647	35604 2899763	154213	296094	745873	50.0	1.00 100	5.00	10.0	25.0
2-Methyl-2-propanol	FB	Ave	1944655	95451 3591427	185319	369813	964168	1000	50.0 2000	100	200	500
Acrylonitrile	FB	Ave	329615	4245 657689	22958	59014	147948	50.0	1.00 100	5.00	10.0	25.0
trans-1,2-Dichloroethene	FB	Ave	1654607	34982 3196339	168199	327440	806992	50.0	1.00 100	5.00	10.0	25.0
Methyl tert-butyl ether	FB	Ave	2941633	65763 5771012	297630	586803	1464322	50.0	1.00 100	5.00	10.0	25.0
1,1-Dichloroethane	FB	Ave	3333117	72328 6445477	330907	661668	1631793	50.0	1.00 100	5.00	10.0	25.0
Vinyl acetate	FB	Ave	3621916	78099 7187416	350955	703158	1832215	50.0	1.00 100	5.00	10.0	25.0
Isopropyl ether	FB	Ave	6659344	136369 13135611	660029	1318361	3297756	50.0	1.00 100	5.00	10.0	25.0
2-Chloro-1,3-butadiene	FB	Ave	2437114	50177 4705118	236551	476464	1187090	50.0	1.00 100	5.00	10.0	25.0
Tert-butyl ethyl ether	FB	Ave	4529222	92365 8917943	434469	891991	2231396	50.0	1.00 100	5.00	10.0	25.0
2,2-Dichloropropane	FB	Ave	2295945	49194 4400361	241136	469366	1134226	50.0	1.00 100	5.00	10.0	25.0
cis-1,2-Dichloroethene	FB	Ave	1694156	36281 3304876	168301	338568	840959	50.0	1.00 100	5.00	10.0	25.0
2-Butanone (MEK)	FB	Lin1	618245	12483 1212779	57017	114628	291840	250	5.00 500	25.0	50.0	125
Propionitrile	FB	Ave	470738	12619 981591	49060	93212	254819	200	4.00 400	20.0	40.0	100
Methacrylonitrile	FB	Ave	404966	6950 787416	37468	82981	190456	50.0	1.00 100	5.00	10.0	25.0
Chlorobromomethane	FB	Ave	970305	20046 1762734	95309	190175	476698	50.0	1.00 100	5.00	10.0	25.0
Tetrahydrofuran	FB	Ave	6152983	116443 12077328	568677	1175087	2997820	700	14.0 1400	70.0	140	350
Chloroform	FB	Ave	3103701	65441 6074619	311371	621225	1538546	50.0	1.00 100	5.00	10.0	25.0
1,1,1-Trichloroethane	FB	Ave	2657604	57612 5132922	269354	534046	1306149	50.0	1.00 100	5.00	10.0	25.0

FORM VI
GC/MS VOA INITIAL CALIBRATION DATA
INTERNAL STANDARD RESPONSE AND CONCENTRATION

Lab Name: TestAmerica Burlington Job No.: 200-24299-1 Analy Batch No.: 77379

SDG No.: 200-24299

Instrument ID: CHL.i GC Column: DB-624 ID: 0.53(mm) Heated Purge: (Y/N) N

Calibration Start Date: 09/17/2014 13:02 Calibration End Date: 09/17/2014 16:20 Calibration ID: 27982

ANALYTE	IS REF	CURVE TYPE	RESPONSE					CONCENTRATION (UG/L)				
			LVL 1 LVL 6	LVL 2 LVL 7	LVL 3	LVL 4	LVL 5	LVL 6	LVL 2 LVL 7	LVL 3	LVL 4	LVL 5
Cyclohexane	FB	Ave	2800701	59834 5384940	280547	553072	1345153	50.0	1.00 100	5.00	10.0	25.0
1,1-Dichloropropene	FB	Ave	2522292	53076 4847837	252805	500777	1233751	50.0	1.00 100	5.00	10.0	25.0
Carbon tetrachloride	FB	Ave	2479954	48876 4799102	244819	494636	1207823	50.0	1.00 100	5.00	10.0	25.0
Isobutyl alcohol	FB	Ave	2989854	57257 5723968	281045	563382	1413811	2500	50.0 5000	250	500	1250
Benzene	FB	Ave	4651007	96682 8973415	461703	918793	2284954	50.0	1.00 100	5.00	10.0	25.0
1,2-Dichloroethane	FB	Ave	1593871	33120 3123174	157293	316784	781766	50.0	1.00 100	5.00	10.0	25.0
Tert-amyl methyl ether	FB	Ave	3825454	75143 7501840	369755	740625	1887632	50.0	1.00 100	5.00	10.0	25.0
Trichloroethene	FB	Ave	2067527	44890 4010646	194279	396507	1002336	50.0	1.00 100	5.00	10.0	25.0
Methylcyclohexane	FB	Ave	2312391	49313 4465165	228952	452318	1119458	50.0	1.00 100	5.00	10.0	25.0
1,2-Dichloropropane	FB	Ave	2057125	44579 4049615	203976	406725	1010083	50.0	1.00 100	5.00	10.0	25.0
Dibromomethane	FB	Ave	1615209	33998 3151821	157234	316101	793798	50.0	1.00 100	5.00	10.0	25.0
Methyl methacrylate	CBZ	Ave	1104794	24860 2194966	108912	215938	556952	50.0	1.00 100	5.00	10.0	25.0
1,4-Dioxane	FB	Ave	590094	10223 1112612	57006	112626	273770	2500	50.0 5000	250	500	1250
Dichlorobromomethane	FB	Ave	3275702	66442 6442422	322509	646522	1623063	50.0	1.00 100	5.00	10.0	25.0
2-Chloroethyl vinyl ether	FB	Ave	669753	7080 1507104	39766	93544	287798	50.0	1.00 100	5.00	10.0	25.0
cis-1,3-Dichloropropene	FB	Ave	24755 2865450	58745 5560564	281620	556340	1400069	0.400 50.0	1.00 100	5.00	10.0	25.0
4-Methyl-2-pentanone (MIBK)	FB	Ave	9130786	187288 18611068	893448	1809280	4581498	250	5.00 500	25.0	50.0	125
Toluene	CBZ	Ave	3092898	63968 5969491	303002	604586	1520853	50.0	1.00 100	5.00	10.0	25.0
trans-1,3-Dichloropropene	CBZ	Ave	19317 2290743	47999 4516342	228079	454478	1138319	0.400 50.0	1.00 100	5.00	10.0	25.0
Ethyl methacrylate	FB	Ave	2242354	46863 4407283	218598	449029	1099683	50.0	1.00 100	5.00	10.0	25.0
1,1,2-Trichloroethane	CBZ	Ave	1432775	29689 2786339	142348	290586	709600	50.0	1.00 100	5.00	10.0	25.0

FORM VI
GC/MS VOA INITIAL CALIBRATION DATA
INTERNAL STANDARD RESPONSE AND CONCENTRATION

Lab Name: TestAmerica Burlington Job No.: 200-24299-1 Analy Batch No.: 77379

SDG No.: 200-24299

Instrument ID: CHL.i GC Column: DB-624 ID: 0.53(mm) Heated Purge: (Y/N) N

Calibration Start Date: 09/17/2014 13:02 Calibration End Date: 09/17/2014 16:20 Calibration ID: 27982

ANALYTE	IS REF	CURVE TYPE	RESPONSE					CONCENTRATION (UG/L)				
			LVL 1 LVL 6	LVL 2 LVL 7	LVL 3	LVL 4	LVL 5	LVL 6	LVL 2 LVL 7	LVL 3	LVL 4	LVL 5
Tetrachloroethene	CBZ	Ave	2450921	48956 4678487	241184	482785	1178677	50.0	1.00 100	5.00	10.0	25.0
1,3-Dichloropropane	CBZ	Ave	2776732	61719 5396290	282102	552892	1390494	50.0	1.00 100	5.00	10.0	25.0
2-Hexanone	CBZ	Ave	6168921	116648 12293628	566809	1194161	3055677	250	5.00 500	25.0	50.0	125
Chlorodibromomethane	CBZ	Ave	23171 2736794	55423 5344496	266246	532253	1351526	0.400 50.0	1.00 100	5.00	10.0	25.0
Ethylene Dibromide	CBZ	Ave	2364219	49427 4594901	231338	462181	1168379	50.0	1.00 100	5.00	10.0	25.0
Chlorobenzene	CBZ	Ave	3785548	78907 7386940	373040	751405	1872065	50.0	1.00 100	5.00	10.0	25.0
1,1,1,2-Tetrachloroethane	CBZ	Ave	15195 1972032	39077 3840529	194057	388504	973965	0.400 50.0	1.00 100	5.00	10.0	25.0
Ethylbenzene	CBZ	Ave	6212177	128679 12096059	609378	1242340	3064092	50.0	1.00 100	5.00	10.0	25.0
m-Xylene & p-Xylene	CBZ	Ave	4313380	87270 8418447	420165	848992	2129857	100	2.00 200	10.0	20.0	50.0
o-Xylene	CBZ	Ave	2081680	42762 4054721	204000	410868	1021403	50.0	1.00 100	5.00	10.0	25.0
Styrene	CBZ	Ave	3584005	72530 7050237	348475	710378	1791699	50.0	1.00 100	5.00	10.0	25.0
Bromoform	CBZ	Ave	2260294	43872 4418550	218771	444725	1116692	50.0	1.00 100	5.00	10.0	25.0
Isopropylbenzene	DCB	Ave	5832418	121208 11341208	576032	1151668	2844142	50.0	1.00 100	5.00	10.0	25.0
Bromobenzene	DCB	Ave	2007722	41900 3929896	199216	399255	997738	50.0	1.00 100	5.00	10.0	25.0
1,1,2,2-Tetrachloroethane	DCB	Ave	2739143	55672 5313370	273197	548023	1379481	50.0	1.00 100	5.00	10.0	25.0
1,2,3-Trichloropropane	DCB	Ave	623181	13403 1205718	63287	126163	312134	50.0	1.00 100	5.00	10.0	25.0
trans-1,4-Dichloro-2-butene	DCB	Ave	498593	10801 977644	51442	100248	239475	50.0	1.00 100	5.00	10.0	25.0
N-Propylbenzene	DCB	Ave	1502648	29093 2880013	146111	293863	736579	50.0	1.00 100	5.00	10.0	25.0
2-Chlorotoluene	DCB	Ave	1372664	27818 2678941	136182	274256	683408	50.0	1.00 100	5.00	10.0	25.0
1,3,5-Trimethylbenzene	DCB	Ave	4194734	87189 8116015	413297	835409	2075795	50.0	1.00 100	5.00	10.0	25.0
4-Chlorotoluene	DCB	Ave	1388959	28338 2759997	141459	271327	697946	50.0	1.00 100	5.00	10.0	25.0

FORM VI
GC/MS VOA INITIAL CALIBRATION DATA
INTERNAL STANDARD RESPONSE AND CONCENTRATION

Lab Name: TestAmerica Burlington Job No.: 200-24299-1 Analy Batch No.: 77379

SDG No.: 200-24299

Instrument ID: CHL.i GC Column: DB-624 ID: 0.53(mm) Heated Purge: (Y/N) N

Calibration Start Date: 09/17/2014 13:02 Calibration End Date: 09/17/2014 16:20 Calibration ID: 27982

ANALYTE	IS REF	CURVE TYPE	RESPONSE					CONCENTRATION (UG/L)				
			LVL 1 LVL 6	LVL 2 LVL 7	LVL 3	LVL 4	LVL 5	LVL 6	LVL 2 LVL 7	LVL 3	LVL 4	LVL 5
tert-Butylbenzene	DCB	Ave	4615147	95952 8915278	460840	923853	2264755	50.0	1.00 100	5.00	10.0	25.0
1,2,4-Trimethylbenzene	DCB	Ave	4194103	84022 8092157	401166	832841	2067878	50.0	1.00 100	5.00	10.0	25.0
sec-Butylbenzene	DCB	Ave	6168447	125725 11932068	606949	1221732	3034122	50.0	1.00 100	5.00	10.0	25.0
1,3-Dichlorobenzene	DCB	Ave	3057719	60948 5928600	296684	598884	1502069	50.0	1.00 100	5.00	10.0	25.0
4-Isopropyltoluene	DCB	Ave	4932927	99343 9447528	487967	982400	2409341	50.0	1.00 100	5.00	10.0	25.0
1,4-Dichlorobenzene	DCB	Ave	3100420	65916 5979540	307577	606800	1535584	50.0	1.00 100	5.00	10.0	25.0
n-Butylbenzene	DCB	Ave	4694791	89252 8965683	445658	908819	2264772	50.0	1.00 100	5.00	10.0	25.0
1,2-Dichlorobenzene	DCB	Ave	2800004	57254 5411145	273132	555728	1392565	50.0	1.00 100	5.00	10.0	25.0
1,2-Dibromo-3-Chloropropane	DCB	Ave	541820	11432 1040891	50435	107339	270006	50.0	1.00 100	5.00	10.0	25.0
1,2,4-Trichlorobenzene	DCB	Ave	2038896	33903 4038173	180145	377851	983154	50.0	1.00 100	5.00	10.0	25.0
Hexachlorobutadiene	DCB	Ave	1181529	24237 2308955	118615	237661	578820	50.0	1.00 100	5.00	10.0	25.0
Naphthalene	DCB	Ave	3394183	49109 6602620	284507	633428	1669719	50.0	1.00 100	5.00	10.0	25.0
1,2,3-Trichlorobenzene	DCB	Ave	1743642	31295 3473706	155553	338728	849098	50.0	1.00 100	5.00	10.0	25.0
1,2-Dichloroethane-d4 (Surr)	FB	Ave	1335295	28413 2614151	138931	267136	665106	50.0	1.00 100	5.00	10.0	25.0
Toluene-d8 (Surr)	CBZ	Ave	4412700	90845 8645408	438657	862947	2148543	50.0	1.00 100	5.00	10.0	25.0
4-Bromofluorobenzene	DCB	Ave	2961469	60364 5748897	294297	590160	1465431	50.0	1.00 100	5.00	10.0	25.0
1,2-Dichlorobenzene-d4	DCB	Ave	1910058	39461 3699869	190414	373639	944868	50.0	1.00 100	5.00	10.0	25.0

Curve Type Legend:

Ave = Average ISTD
Lin1 = Linear 1/conc ISTD

TestAmerica Burlington
Target Compound Quantitation Report

Data File: \\BTV-LIMS1\ChromData\CHL.i\20140917-9513.b\LKO03.D
Lims ID: IC
Client ID:
Sample Type: IC Calib Level: 1
Inject. Date: 17-Sep-2014 13:02:30 ALS Bottle#: 2 Worklist Smp#: 3
Purge Vol: 5.000 mL Dil. Factor: 1.0000
Sample Info: 200-0009513-003
Misc. Info.: 1,5
Operator ID: MTP Instrument ID: CHL.i
Sublist: chrom-8260_L_W*sub5

Method: \\BTV-LIMS1\ChromData\CHL.i\20140917-9513.b\8260_L_W.m
Limit Group: VM_8260C_Limits
Last Update: 18-Sep-2014 10:04:15 Calib Date: 17-Sep-2014 16:20:30
Integrator: RTE ID Type: Deconvolution ID
Quant Method: Internal Standard Quant By: Initial Calibration
Last ICal File: \\BTV-LIMS1\ChromData\CHL.i\20140917-9513.b\LKO09.D

Column 1 : DB-624 (0.53 mm) Det: MS SCAN
Process Host: XAWRK003

First Level Reviewer: phillipsm Date: 18-Sep-2014 09:13:34

Compound	Sig	RT (min.)	Adj RT (min.)	Dlt RT (min.)	Q	Response	Cal Amt ug/l	OnCol Amt ug/l	Flags
3 Vinyl chloride	62	3.070	3.059	0.011	97	18706	0.4000	0.5017	
* 47 Fluorobenzene	96	9.928	9.927	0.001	99	2599514	25.0	25.0	
56 cis-1,3-Dichloropropene	75	12.260	12.249	0.011	95	24755	0.4000	0.4409	
60 trans-1,3-Dichloropropene	75	13.287	13.277	0.010	92	19317	0.4000	0.4256	
66 Chlorodibromomethane	129	14.414	14.413	0.001	95	23171	0.4000	0.4327	
* 68 Chlorobenzene-d5	117	15.669	15.668	0.001	90	1864759	25.0	25.0	
70 1,1,1,2-Tetrachloroethane	131	15.906	15.915	-0.009	88	15195	0.4000	0.3994	
* 92 1,4-Dichlorobenzene-d4	152	20.016	20.016	0.000	97	1010147	25.0	25.0	

Reagents:

VMLWCALaw_00260	Amount Added:	0.04	Units: uL	
VMTBACALw_00061	Amount Added:	0.04	Units: uL	
VM860LWCALcw_00069	Amount Added:	0.04	Units: uL	
VM860LWCALbw_00073	Amount Added:	0.04	Units: uL	
VM8260ISw_00072	Amount Added:	2.50	Units: uL	Run Reagent

Report Date: 18-Sep-2014 10:04:17 Chrom Revision: 2.2 18-Aug-2014 12:17:36

TestAmerica Burlington

Data File: \\BTV-LIMS1\ChromData\CHL.i\20140917-9513.b\LKO03.D

Injection Date:	17-Sep-2014 13:02:30	Instrument ID:	CHL.i	Operator ID:	MTP
Lims ID:	IC			Worklist Smp#:	3
Client ID:					
Purge Vol:	5.000 mL	Dil. Factor:	1.0000	ALS Bottle#:	2
Method:	8260_L_W	Limit Group:	VM_8260C_Limits		

Column: DB-624 (0.53 mm)

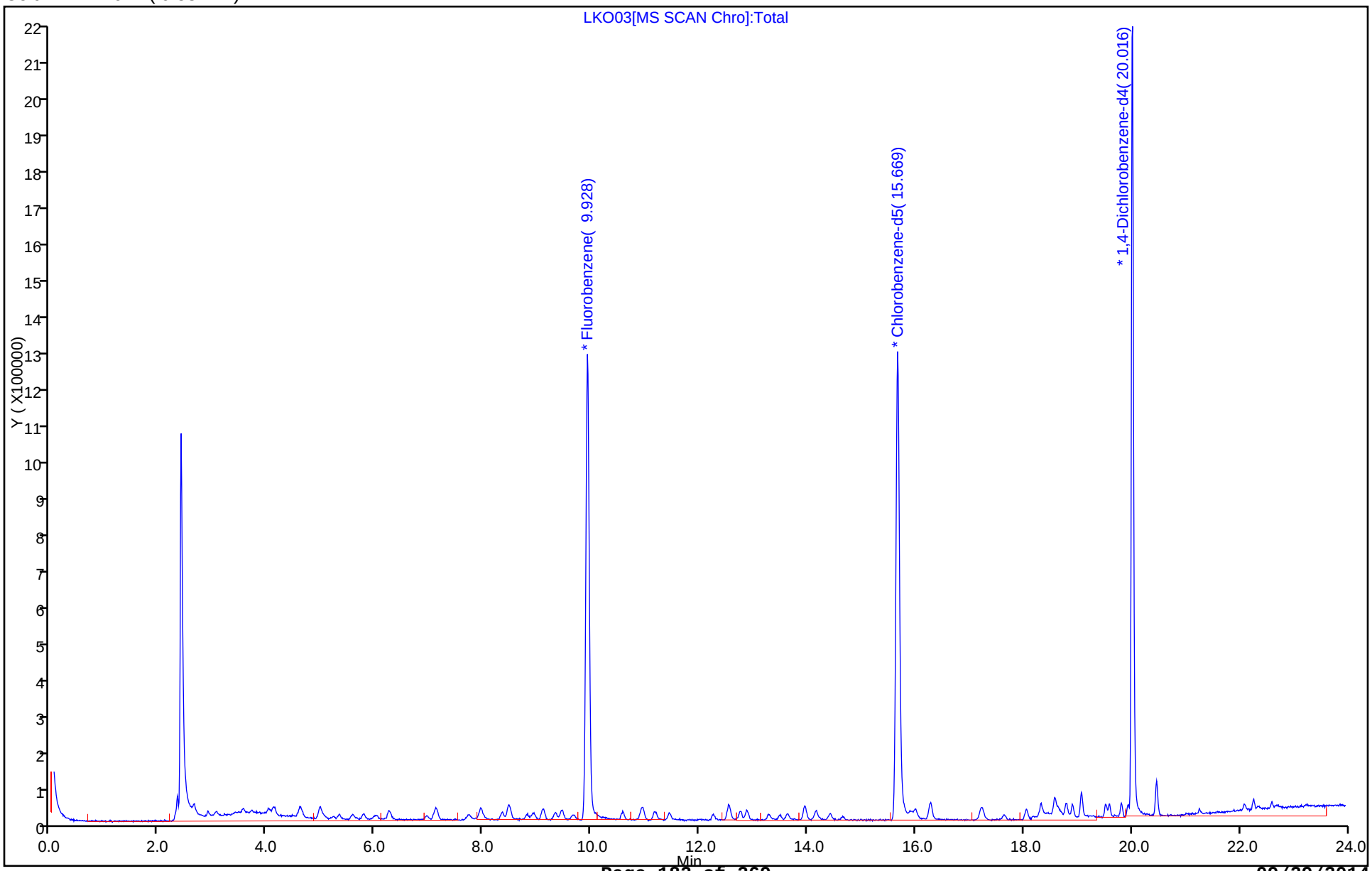

TestAmerica Burlington
Target Compound Quantitation Report

Data File: \\BTV-LIMS1\ChromData\CHL.i\20140917-9513.b\LKO04.D
Lims ID: IC
Client ID:
Sample Type: IC Calib Level: 2
Inject. Date: 17-Sep-2014 13:35:30 ALS Bottle#: 3 Worklist Smp#: 4
Purge Vol: 5.000 mL Dil. Factor: 1.0000
Sample Info: 200-0009513-004
Misc. Info.: 1,5
Operator ID: MTP Instrument ID: CHL.i
Sublist: chrom-8260_L_W*sub5

Method: \\BTV-LIMS1\ChromData\CHL.i\20140917-9513.b\8260_L_W.m
Limit Group: VM_8260C_Limits
Last Update: 18-Sep-2014 10:38:39 Calib Date: 17-Sep-2014 16:20:30
Integrator: RTE ID Type: Deconvolution ID
Quant Method: Internal Standard Quant By: Initial Calibration
Last ICal File: \\BTV-LIMS1\ChromData\CHL.i\20140917-9513.b\LKO09.D

Column 1 : DB-624 (0.53 mm) Det: MS SCAN
Process Host: XAWRK003

First Level Reviewer: phillipsm Date: 18-Sep-2014 10:04:10

Compound	Sig	RT (min.)	Adj RT (min.)	Dlt RT (min.)	Q	Response	Cal Amt ug/l	OnCol Amt ug/l	Flags
1 Dichlorodifluoromethane	85	2.634	2.634	0.000	99	63053	1.00	1.10	
2 Chloromethane	50	2.901	2.891	0.010	99	38022	1.00	1.09	
3 Vinyl chloride	62	3.059	3.059	0.000	97	37696	1.00	1.01	
5 Bromomethane	94	3.543	3.534	0.009	99	23804	1.00	1.21	
6 Chloroethane	64	3.701	3.702	-0.001	97	22808	1.00	1.10	
7 Dichlorofluoromethane	67	4.017	4.018	-0.001	98	66686	1.00	1.04	
8 Trichlorofluoromethane	101	4.116	4.117	-0.001	98	63762	1.00	1.05	
9 1,2-Dichloro-1,1,2-trifluo	67	4.591	4.601	-0.010	97	75083	1.00	1.10	
10 Ethyl ether	59	4.600	4.601	-0.001	47	19387	1.00	1.10	
11 Acrolein	56	4.788	4.789	-0.001	59	6087	5.03	4.12	
12 1,1-Dichloroethene	96	4.966	4.966	0.000	96	32494	1.00	1.09	
13 1,1,2-Trichloro-1,2,2-trif	101	4.976	4.976	0.000	92	58772	1.00	1.09	
14 Acetone	43	5.045	5.055	-0.010	89	26744	5.00	5.48	
15 Iodomethane	142	5.213	5.213	0.000	97	32265	1.00	0.8851	
16 Carbon disulfide	76	5.322	5.322	0.000	98	82722	1.00	1.15	
17 3-Chloro-1-propene	41	5.559	5.569	-0.010	94	57677	1.00	1.12	
18 Methyl acetate	74	5.628	5.619	0.009	98	6372	1.00	0.9660	M
19 Methylene Chloride	84	5.786	5.777	0.009	97	35604	1.00	1.18	
20 2-Methyl-2-propanol	59	6.004	6.004	0.000	100	95451	50.0	51.8	
21 Acrylonitrile	53	6.181	6.182	-0.001	60	4245	1.00	0.7703	
22 trans-1,2-Dichloroethene	96	6.251	6.241	0.010	96	34982	1.00	1.08	
23 Methyl tert-butyl ether	73	6.260	6.261	-0.001	92	65763	1.00	1.12	
S 24 1,2-Dichloroethene, Total	96				0		2.00	2.17	
25 1,1-Dichloroethane	63	6.952	6.953	-0.001	98	72328	1.00	1.10	
26 Vinyl acetate	43	7.100	7.101	-0.001	43	78099	1.00	1.10	
27 2-Chloro-1,3-butadiene	53	7.130	7.121	0.009	67	50177	1.00	1.07	
28 Isopropyl ether	45	7.110	7.111	-0.001	98	136369	1.00	1.05	
29 Tert-butyl ethyl ether	59	7.723	7.733	-0.010	97	92365	1.00	1.05	
30 2,2-Dichloropropane	77	7.940	7.941	-0.001	65	49194	1.00	1.08	
31 cis-1,2-Dichloroethene	96	7.940	7.941	-0.001	89	36281	1.00	1.09	

Compound	Sig	RT (min.)	Adj RT (min.)	Dlt RT (min.)	Q	Response	Cal Amt ug/l	OnCol Amt ug/l	Flags
32 2-Butanone (MEK)	72	7.980	7.970	0.010	98	12483	5.00	5.37	
33 Propionitrile	54	8.059	8.049	0.010	92	12619	4.00	5.05	
34 Methacrylonitrile	67	8.326	8.316	0.010	51	6950	1.00	0.9194	
35 Chlorobromomethane	128	8.345	8.346	-0.001	94	20046	1.00	1.07	
36 Tetrahydrofuran	42	8.454	8.445	0.009	97	116443	14.0	14.0	
37 Chloroform	83	8.484	8.494	-0.010	96	65441	1.00	1.07	
38 1,1,1-Trichloroethane	97	8.820	8.810	0.010	99	57612	1.00	1.10	
39 Cyclohexane	56	8.928	8.919	0.009	96	59834	1.00	1.09	
40 1,1-Dichloropropene	75	9.096	9.097	-0.001	91	53076	1.00	1.08	
41 Carbon tetrachloride	117	9.106	9.107	-0.001	87	48876	1.00	1.02	
$ 42 1,2-Dichloroethane-d4 (Sur	65	9.334	9.324	0.010	93	28413	1.00	1.07	
43 Isobutyl alcohol	43	9.324	9.324	0.000	90	57257	50.0	51.1	
44 Benzene	78	9.452	9.443	0.009	96	96682	1.00	1.07	
45 1,2-Dichloroethane	62	9.462	9.462	0.000	53	33120	1.00	1.06	
46 Tert-amyl methyl ether	73	9.669	9.670	-0.001	97	75143	1.00	1.02	
* 47 Fluorobenzene	96	9.926	9.927	-0.001	98	2611323	25.0	25.0	
48 Trichloroethene	95	10.579	10.569	0.010	97	44890	1.00	1.12	
49 Methylcyclohexane	83	10.924	10.925	-0.001	89	49313	1.00	1.09	
50 1,2-Dichloropropane	63	10.954	10.945	0.009	92	44579	1.00	1.10	
51 Dibromomethane	93	11.162	11.152	0.010	99	33998	1.00	1.08	
52 Methyl methacrylate	69	11.191	11.182	0.009	99	24860	1.00	1.13	
53 1,4-Dioxane	88	11.221	11.221	0.000	54	10223	50.0	46.9	
54 Dichlorobromomethane	83	11.438	11.439	-0.001	98	66442	1.00	1.04	
55 2-Chloroethyl vinyl ether	63	11.992	11.992	0.000	28	7080	1.00	0.6761	
56 cis-1,3-Dichloropropene	75	12.268	12.249	0.019	96	58745	1.00	1.04	
57 4-Methyl-2-pentanone (MIBK	43	12.545	12.535	0.010	96	187288	5.00	5.22	
$ 58 Toluene-d8 (Surr)	98	12.752	12.753	-0.001	98	90845	1.00	1.06	
59 Toluene	92	12.881	12.871	0.010	93	63968	1.00	1.07	
60 trans-1,3-Dichloropropene	75	13.286	13.277	0.009	97	47999	1.00	1.06	
61 Ethyl methacrylate	69	13.484	13.484	0.000	94	46863	1.00	1.07	
62 1,1,2-Trichloroethane	83	13.622	13.622	0.000	95	29689	1.00	1.06	
63 Tetrachloroethene	166	13.948	13.939	0.009	93	48956	1.00	1.04	
64 1,3-Dichloropropane	76	13.968	13.948	0.020	97	61719	1.00	1.12	
65 2-Hexanone	43	14.146	14.146	0.000	100	116648	5.00	4.99	
66 Chlorodibromomethane	129	14.422	14.413	0.009	96	55423	1.00	1.04	
67 Ethylene Dibromide	107	14.650	14.650	0.000	94	49427	1.00	1.08	
* 68 Chlorobenzene-d5	117	15.667	15.668	-0.001	90	1863429	25.0	25.0	
69 Chlorobenzene	112	15.737	15.727	0.010	92	78907	1.00	1.07	
70 1,1,1,2-Tetrachloroethane	131	15.914	15.915	-0.001	93	39077	1.00	1.03	
71 Ethylbenzene	91	16.003	15.994	0.009	99	128679	1.00	1.06	
72 m-Xylene & p-Xylene	106	16.280	16.271	0.009	99	87270	2.00	2.09	
S 73 Xylenes, Total	106				0		3.00	3.15	
74 o-Xylene	106	17.209	17.209	0.000	91	42762	1.00	1.06	
75 Styrene	104	17.239	17.239	-0.001	89	72530	1.00	1.04	
76 Bromoform	173	17.644	17.634	0.010	94	43872	1.00	1.01	
77 Isopropylbenzene	105	18.049	18.049	0.000	96	121208	1.00	1.09	
78 trans-1,4-Dichloro-2-buten	53	18.691	18.682	0.009	71	10801	1.00	1.12	
$ 79 4-Bromofluorobenzene	95	18.325	18.316	0.009	87	60364	1.00	1.07	
80 Bromobenzene	156	18.572	18.573	-0.001	97	41900	1.00	1.09	
81 1,1,2,2-Tetrachloroethane	83	18.582	18.583	-0.001	97	55672	1.00	1.06	
82 1,2,3-Trichloropropane	110	18.652	18.642	0.010	53	13403	1.00	1.11	
83 N-Propylbenzene	120	18.790	18.790	0.000	98	29093	1.00	1.04	

Compound	Sig	RT (min.)	Adj RT (min.)	Dlt RT (min.)	Q	Response	Cal Amt ug/l	OnCol Amt ug/l	Flags
84 2-Chlorotoluene	126	18.899	18.899	0.000	96	27818	1.00	1.06	
85 4-Chlorotoluene	126	19.076	19.067	0.009	97	28338	1.00	1.06	
86 1,3,5-Trimethylbenzene	105	19.067	19.067	0.000	75	87189	1.00	1.09	
87 tert-Butylbenzene	119	19.521	19.521	0.000	92	95952	1.00	1.09	
88 1,2,4-Trimethylbenzene	105	19.590	19.581	0.009	95	84022	1.00	1.06	
89 sec-Butylbenzene	105	19.808	19.808	0.000	99	125725	1.00	1.08	
90 1,3-Dichlorobenzene	146	19.936	19.927	0.009	93	60948	1.00	1.06	
91 4-Isopropyltoluene	119	19.995	19.996	-0.001	97	99343	1.00	1.07	
* 92 1,4-Dichlorobenzene-d4	152	20.015	20.016	-0.001	97	1013737	25.0	25.0	
93 1,4-Dichlorobenzene	146	20.045	20.035	0.010	92	65916	1.00	1.11	
$ 94 1,2-Dichlorobenzene-d4	152	20.450	20.440	0.010	86	39461	1.00	1.09	
95 1,2-Dichlorobenzene	146	20.470	20.470	0.000	79	57254	1.00	1.08	
96 n-Butylbenzene	91	20.460	20.460	0.000	98	89252	1.00	1.03	
97 1,2-Dibromo-3-Chloropropan	75	21.250	21.251	-0.001	94	11432	1.00	1.12	
98 1,2,4-Trichlorobenzene	180	22.090	22.081	0.009	94	33903	1.00	0.9336	
99 Hexachlorobutadiene	225	22.258	22.259	-0.001	93	24237	1.00	1.07	
100 Naphthalene	128	22.347	22.338	0.009	98	49109	1.00	0.8348	
101 1,2,3-Trichlorobenzene	180	22.594	22.585	0.009	94	31295	1.00	0.9835	

QC Flag Legend

Review Flags

M - Manually Integrated

Reagents:

VMLWCALaw_00260	Amount Added:	0.10	Units: uL	
VMTBACALw_00061	Amount Added:	0.10	Units: uL	
VM860LWCALcw_00069	Amount Added:	0.10	Units: uL	
VM860LWCALbw_00073	Amount Added:	0.10	Units: uL	
VM8260ISw_00072	Amount Added:	2.50	Units: uL	Run Reagent

Report Date: 18-Sep-2014 10:38:40 Chrom Revision: 2.2 18-Aug-2014 12:17:36

TestAmerica Burlington

Data File: \\BTV-LIMS1\ChromData\CHL.i\20140917-9513.b\LKO04.D

Injection Date:	17-Sep-2014 13:35:30	Instrument ID:	CHL.i	Operator ID:	MTP
Lims ID:	IC			Worklist Smp#:	4
Client ID:					
Purge Vol:	5.000 mL	Dil. Factor:	1.0000	ALS Bottle#:	3
Method:	8260_L_W	Limit Group:	VM_8260C_Limits		

Column: DB-624 (0.53 mm)

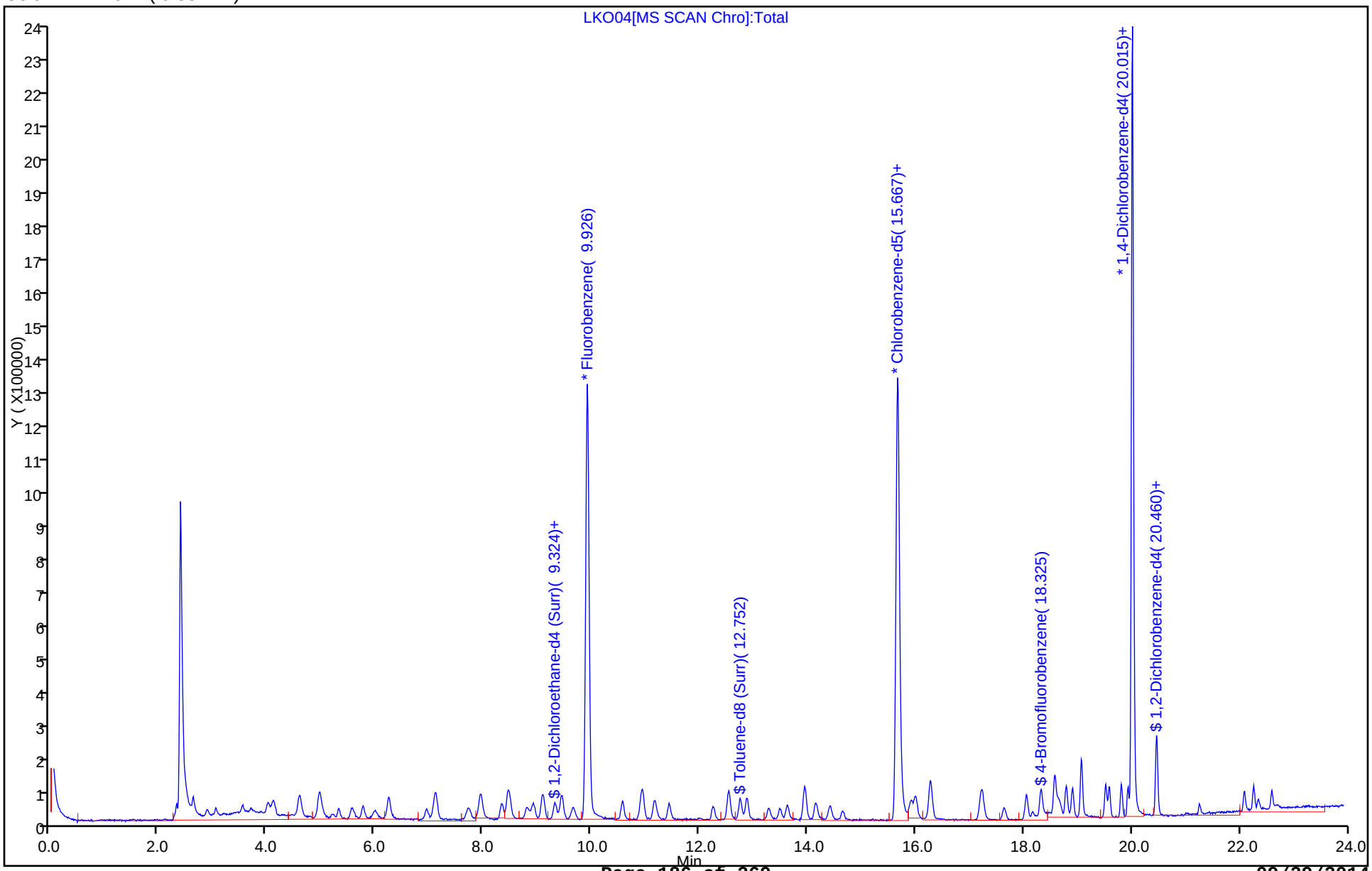

Manual Integration/User Assign Peak Report

TestAmerica Burlington

Data File: \\BTV-LIMS1\ChromData\CHL.i\20140917-9513.b\LKO04.D
Injection Date: 17-Sep-2014 13:35:30 Instrument ID: CHL.i
Lims ID: IC
Client ID:
Operator ID: MTP ALS Bottle#: 3 Worklist Smp#: 4
Purge Vol: 5.000 mL Dil. Factor: 1.0000
Method: 8260_L_W Limit Group: VM_8260C_Limits
Column: DB-624 (0.53 mm) Detector MS SCAN

18 Methyl acetate, CAS: 79-20-9

Processing Integration Results

RT: 5.63
Response: 4525
Amount: 0.760894

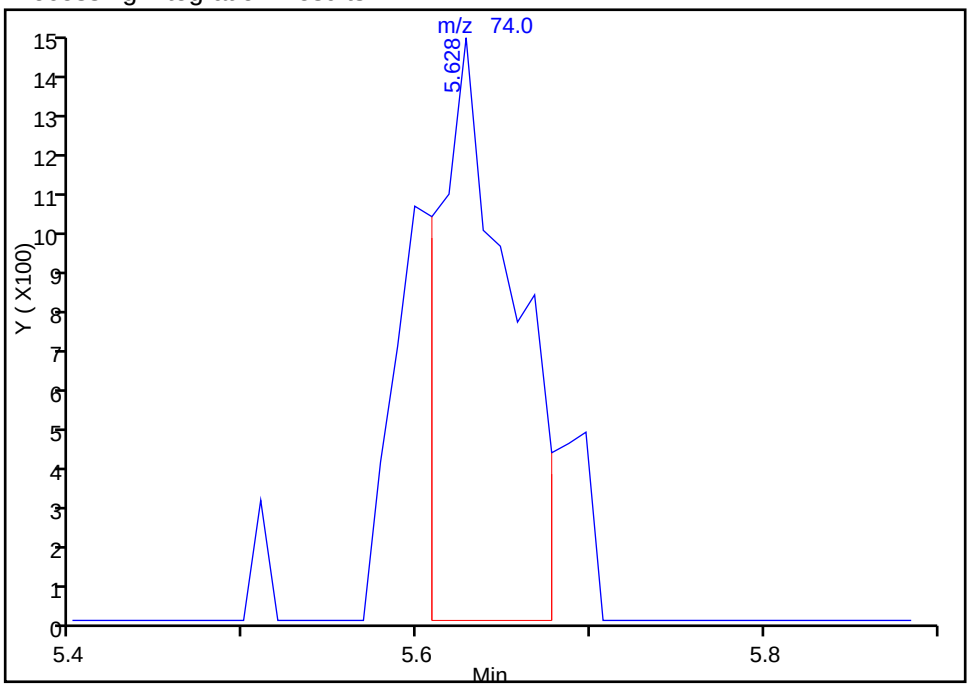

Manual Integration Results

RT: 5.63
Response: 6372
Amount: 0.966027

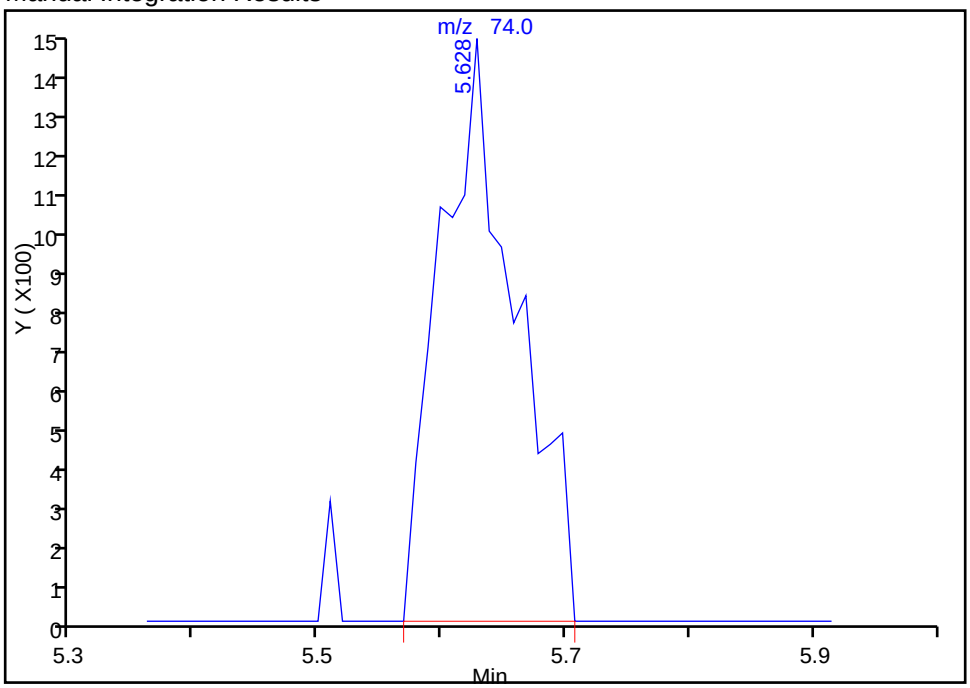

Reviewer: phillipsm, 18-Sep-2014 09:35:07
Audit Action: Manually Integrated
Audit Reason: Baseline Event

TestAmerica Burlington
Target Compound Quantitation Report

Data File: \\BTV-LIMS1\ChromData\CHL.i\20140917-9513.b\LKO05.D
Lims ID: IC
Client ID:
Sample Type: IC Calib Level: 3
Inject. Date: 17-Sep-2014 14:08:30 ALS Bottle#: 4 Worklist Smp#: 5
Purge Vol: 5.000 mL Dil. Factor: 1.0000
Sample Info: 200-0009513-005
Misc. Info.: 1,5
Operator ID: MTP Instrument ID: CHL.i
Sublist: chrom-8260_L_W*sub5

Method: \\BTV-LIMS1\ChromData\CHL.i\20140917-9513.b\8260_L_W.m
Limit Group: VM_8260C_Limits
Last Update: 18-Sep-2014 10:04:19 Calib Date: 17-Sep-2014 16:20:30
Integrator: RTE ID Type: Deconvolution ID
Quant Method: Internal Standard Quant By: Initial Calibration
Last ICal File: \\BTV-LIMS1\ChromData\CHL.i\20140917-9513.b\LKO09.D

Column 1 : DB-624 (0.53 mm) Det: MS SCAN
Process Host: XAWRK003

First Level Reviewer: phillipsm Date: 18-Sep-2014 09:37:53

Compound	Sig	RT (min.)	Adj RT (min.)	Dlt RT (min.)	Q	Response	Cal Amt ug/l	OnCol Amt ug/l	Flags
1 Dichlorodifluoromethane	85	2.648	2.634	0.014	99	295503	5.00	5.10	
2 Chloromethane	50	2.905	2.891	0.014	98	178520	5.00	5.05	
3 Vinyl chloride	62	3.063	3.059	0.004	97	184644	5.00	4.88	
5 Bromomethane	94	3.557	3.534	0.023	99	103549	5.00	5.21	
6 Chloroethane	64	3.715	3.702	0.013	100	111322	5.00	5.30	
7 Dichlorofluoromethane	67	4.032	4.018	0.014	99	324659	5.00	5.03	
8 Trichlorofluoromethane	101	4.130	4.117	0.013	98	321964	5.00	5.26	
9 1,2-Dichloro-1,1,2-trifluo	67	4.615	4.601	0.014	98	353156	5.00	5.10	
10 Ethyl ether	59	4.615	4.601	0.014	48	84664	5.00	4.77	
11 Acrolein	56	4.802	4.789	0.013	94	37060	25.1	24.8	
12 1,1-Dichloroethene	96	4.970	4.966	0.004	96	154432	5.00	5.14	
13 1,1,2-Trichloro-1,2,2-trif	101	4.990	4.976	0.014	91	280002	5.00	5.12	
14 Acetone	43	5.059	5.055	0.004	88	133623	25.0	23.4	
15 Iodomethane	142	5.217	5.213	0.004	22	156920	5.00	4.26	M
16 Carbon disulfide	76	5.336	5.322	0.014	99	370592	5.00	5.08	
17 3-Chloro-1-propene	41	5.573	5.569	0.004	94	262942	5.00	5.05	
18 Methyl acetate	74	5.622	5.619	0.003	99	33077	5.00	5.24	
19 Methylene Chloride	84	5.781	5.777	0.004	97	154213	5.00	5.05	
20 2-Methyl-2-propanol	59	6.018	6.004	0.014	100	185319	100.0	99.6	
21 Acrylonitrile	53	6.186	6.182	0.004	93	22958	5.00	4.12	
22 trans-1,2-Dichloroethene	96	6.255	6.241	0.014	97	168199	5.00	5.13	
23 Methyl tert-butyl ether	73	6.265	6.261	0.004	97	297630	5.00	5.02	
S 24 1,2-Dichloroethene, Total	96				0		10.0	10.1	
25 1,1-Dichloroethane	63	6.966	6.953	0.013	99	330907	5.00	5.00	
26 Vinyl acetate	43	7.105	7.101	0.004	56	350955	5.00	4.87	
27 2-Chloro-1,3-butadiene	53	7.134	7.121	0.013	91	236551	5.00	4.97	
28 Isopropyl ether	45	7.115	7.111	0.003	98	660029	5.00	5.02	
29 Tert-butyl ethyl ether	59	7.737	7.733	0.004	97	434469	5.00	4.90	
30 2,2-Dichloropropane	77	7.954	7.941	0.013	69	241136	5.00	5.22	
31 cis-1,2-Dichloroethene	96	7.954	7.941	0.013	91	168301	5.00	4.99	

Compound	Sig	RT (min.)	Adj RT (min.)	Dlt RT (min.)	Q	Response	Cal Amt ug/l	OnCol Amt ug/l	Flags
32 2-Butanone (MEK)	72	7.984	7.970	0.014	98	57017	25.0	24.2	
33 Propionitrile	54	8.073	8.049	0.024	98	49060	20.0	19.4	
34 Methacrylonitrile	67	8.320	8.316	0.004	93	37468	5.00	4.90	
35 Chlorobromomethane	128	8.350	8.346	0.004	95	95309	5.00	5.05	
36 Tetrahydrofuran	42	8.458	8.445	0.013	96	568677	70.0	67.8	
37 Chloroform	83	8.498	8.494	0.004	98	311371	5.00	5.04	
38 1,1,1-Trichloroethane	97	8.814	8.810	0.004	98	269354	5.00	5.07	
39 Cyclohexane	56	8.933	8.919	0.014	97	280547	5.00	5.07	
40 1,1-Dichloropropene	75	9.101	9.097	0.004	92	252805	5.00	5.07	
41 Carbon tetrachloride	117	9.111	9.107	0.004	97	244819	5.00	5.06	
$ 42 1,2-Dichloroethane-d4 (Sur	65	9.328	9.324	0.004	98	138931	5.00	5.18	
43 Isobutyl alcohol	43	9.318	9.324	-0.006	93	281045	250.0	248.0	
44 Benzene	78	9.446	9.443	0.003	97	461703	5.00	5.04	
45 1,2-Dichloroethane	62	9.466	9.462	0.004	92	157293	5.00	5.00	
46 Tert-amyl methyl ether	73	9.664	9.670	-0.006	96	369755	5.00	4.98	
* 47 Fluorobenzene	96	9.931	9.927	0.004	98	2639827	25.0	25.0	
48 Trichloroethene	95	10.583	10.569	0.014	98	194279	5.00	4.81	
49 Methylcyclohexane	83	10.929	10.925	0.004	88	228952	5.00	5.03	
50 1,2-Dichloropropane	63	10.948	10.945	0.003	89	203976	5.00	4.98	
51 Dibromomethane	93	11.156	11.152	0.004	97	157234	5.00	4.95	
52 Methyl methacrylate	69	11.186	11.182	0.004	98	108912	5.00	4.94	
53 1,4-Dioxane	88	11.215	11.221	-0.006	95	57006	250.0	258.8	
54 Dichlorobromomethane	83	11.442	11.439	0.003	98	322509	5.00	5.01	
55 2-Chloroethyl vinyl ether	63	11.996	11.992	0.004	89	39766	5.00	3.76	
56 cis-1,3-Dichloropropene	75	12.253	12.249	0.004	96	281620	5.00	4.94	
57 4-Methyl-2-pentanone (MIBK	43	12.539	12.535	0.004	96	893448	25.0	24.6	
$ 58 Toluene-d8 (Surr)	98	12.757	12.753	0.004	97	438657	5.00	5.09	
59 Toluene	92	12.875	12.871	0.004	94	303002	5.00	5.03	
60 trans-1,3-Dichloropropene	75	13.280	13.277	0.003	98	228079	5.00	5.00	
61 Ethyl methacrylate	69	13.488	13.484	0.004	95	218598	5.00	4.93	
62 1,1,2-Trichloroethane	83	13.616	13.622	-0.006	96	142348	5.00	5.05	
63 Tetrachloroethene	166	13.942	13.939	0.003	97	241184	5.00	5.10	
64 1,3-Dichloropropane	76	13.952	13.948	0.004	98	282102	5.00	5.08	
65 2-Hexanone	43	14.150	14.146	0.004	100	566809	25.0	24.1	
66 Chlorodibromomethane	129	14.417	14.413	0.004	97	266246	5.00	4.94	
67 Ethylene Dibromide	107	14.644	14.650	-0.006	98	231338	5.00	5.01	
* 68 Chlorobenzene-d5	117	15.662	15.668	-0.006	90	1875598	25.0	25.0	
69 Chlorobenzene	112	15.731	15.727	0.004	93	373040	5.00	5.02	
70 1,1,1,2-Tetrachloroethane	131	15.909	15.915	-0.006	96	194057	5.00	5.07	
71 Ethylbenzene	91	15.998	15.994	0.004	99	609378	5.00	5.01	
72 m-Xylene & p-Xylene	106	16.265	16.271	-0.006	99	420165	10.0	10.0	
S 73 Xylenes, Total	106				0		15.0	15.0	
74 o-Xylene	106	17.193	17.209	-0.016	92	204000	5.00	5.03	
75 Styrene	104	17.233	17.239	-0.006	94	348475	5.00	4.98	
76 Bromoform	173	17.638	17.634	0.004	96	218771	5.00	5.02	
77 Isopropylbenzene	105	18.053	18.049	0.004	96	576032	5.00	5.04	
78 trans-1,4-Dichloro-2-buten	53	18.685	18.682	0.003	78	51442	5.00	5.17	
$ 79 4-Bromofluorobenzene	95	18.320	18.316	0.004	86	294297	5.00	5.06	
80 Bromobenzene	156	18.567	18.573	-0.006	97	199216	5.00	5.03	
81 1,1,2,2-Tetrachloroethane	83	18.577	18.583	-0.006	99	273197	5.00	5.06	
82 1,2,3-Trichloropropane	110	18.636	18.642	-0.006	60	63287	5.00	5.08	
83 N-Propylbenzene	120	18.784	18.790	-0.006	98	146111	5.00	5.05	

Compound	Sig	RT (min.)	Adj RT (min.)	Dlt RT (min.)	Q	Response	Cal Amt ug/l	OnCol Amt ug/l	Flags
84 2-Chlorotoluene	126	18.903	18.899	0.004	97	136182	5.00	5.05	
85 4-Chlorotoluene	126	19.071	19.067	0.004	97	141459	5.00	5.15	
86 1,3,5-Trimethylbenzene	105	19.061	19.067	-0.006	92	413297	5.00	5.01	
87 tert-Butylbenzene	119	19.515	19.521	-0.006	93	460840	5.00	5.07	
88 1,2,4-Trimethylbenzene	105	19.585	19.581	0.004	94	401166	5.00	4.93	
89 sec-Butylbenzene	105	19.802	19.808	-0.006	99	606949	5.00	5.03	
90 1,3-Dichlorobenzene	146	19.930	19.927	0.003	94	296684	5.00	5.00	
91 4-Isopropyltoluene	119	19.990	19.996	-0.006	98	487967	5.00	5.08	
* 92 1,4-Dichlorobenzene-d4	152	20.010	20.016	-0.006	97	1045389	25.0	25.0	
93 1,4-Dichlorobenzene	146	20.039	20.035	0.004	93	307577	5.00	5.04	
$ 94 1,2-Dichlorobenzene-d4	152	20.444	20.440	0.004	86	190414	5.00	5.08	
95 1,2-Dichlorobenzene	146	20.464	20.470	-0.006	78	273132	5.00	4.99	
96 n-Butylbenzene	91	20.464	20.460	0.004	98	445658	5.00	4.99	
97 1,2-Dibromo-3-Chloropropan	75	21.255	21.251	0.004	93	50435	5.00	4.77	
98 1,2,4-Trichlorobenzene	180	22.085	22.081	0.004	94	180145	5.00	4.81	
99 Hexachlorobutadiene	225	22.253	22.259	-0.006	94	118615	5.00	5.09	
100 Naphthalene	128	22.332	22.338	-0.006	98	284507	5.00	4.69	
101 1,2,3-Trichlorobenzene	180	22.589	22.585	0.003	94	155553	5.00	4.74	

QC Flag Legend

Review Flags

M - Manually Integrated

Reagents:

VMLWCALaw_00260	Amount Added:	0.50	Units: uL	
VMTBACALw_00061	Amount Added:	0.20	Units: uL	
VM860LWCALcw_00069	Amount Added:	0.50	Units: uL	
VM860LWCALbw_00073	Amount Added:	0.50	Units: uL	
VM8260ISw_00072	Amount Added:	2.50	Units: uL	Run Reagent

Report Date: 18-Sep-2014 10:04:20 Chrom Revision: 2.2 18-Aug-2014 12:17:36

TestAmerica Burlington

Data File: \\BTV-LIMS1\ChromData\CHL.i\20140917-9513.b\LKO05.D

Injection Date:	17-Sep-2014 14:08:30	Instrument ID:	CHL.i	Operator ID:	MTP
Lims ID:	IC			Worklist Smp#:	5
Client ID:					
Purge Vol:	5.000 mL	Dil. Factor:	1.0000	ALS Bottle#:	4
Method:	8260_L_W	Limit Group:	VM_8260C_Limits		

Column: DB-624 (0.53 mm)

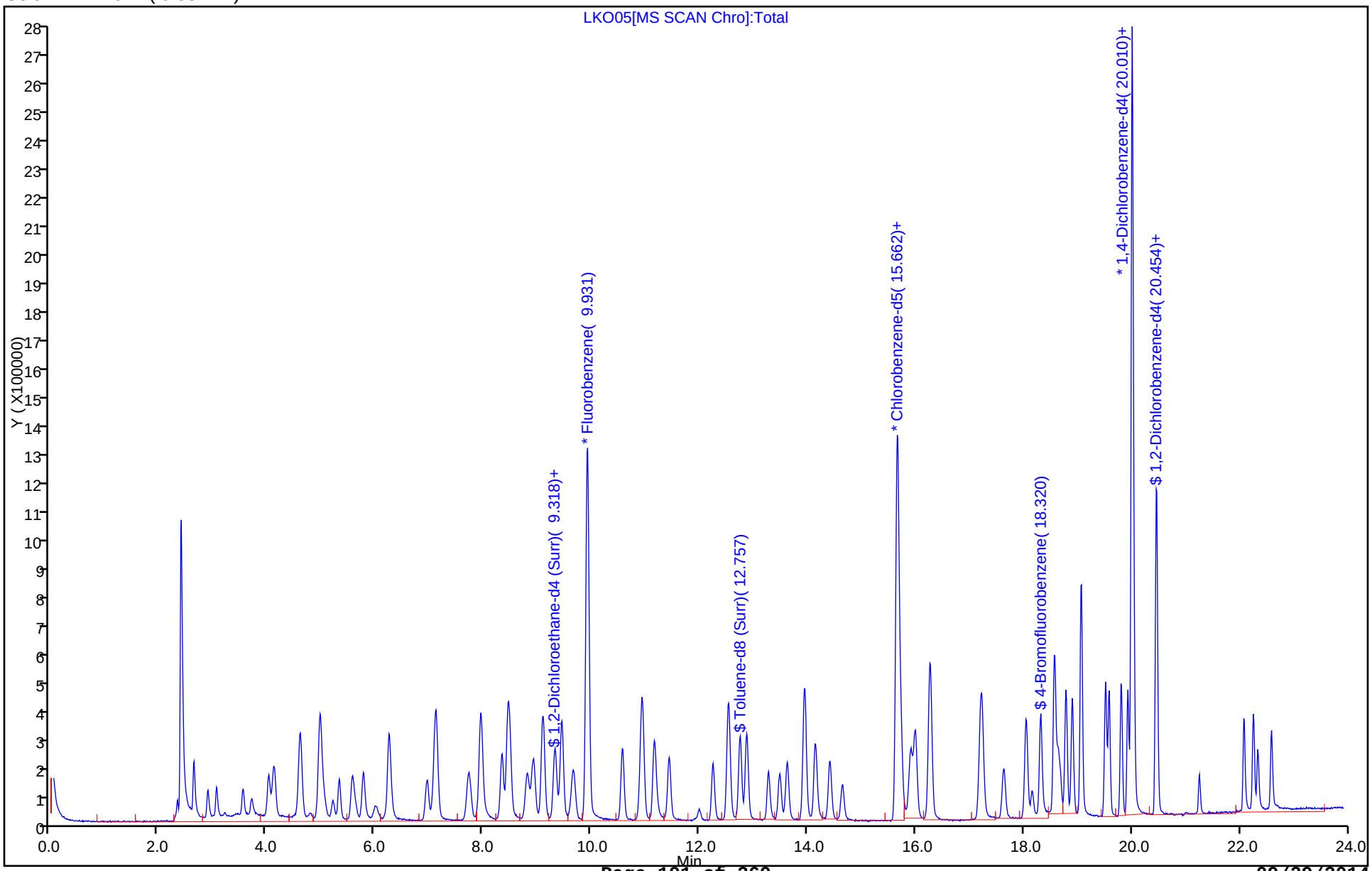

Manual Integration/User Assign Peak Report

TestAmerica Burlington

Data File: \\BTV-LIMS1\ChromData\CHL.i\20140917-9513.b\LKO05.D
Injection Date: 17-Sep-2014 14:08:30 Instrument ID: CHL.i
Lims ID: IC
Client ID:
Operator ID: MTP ALS Bottle#: 4 Worklist Smp#: 5
Purge Vol: 5.000 mL Dil. Factor: 1.0000
Method: 8260_L_W Limit Group: VM_8260C_Limits
Column: DB-624 (0.53 mm) Detector MS SCAN

15 Iodomethane, CAS: 74-88-4

Not Detected
Expected RT: 5.21

Processing Integration Results

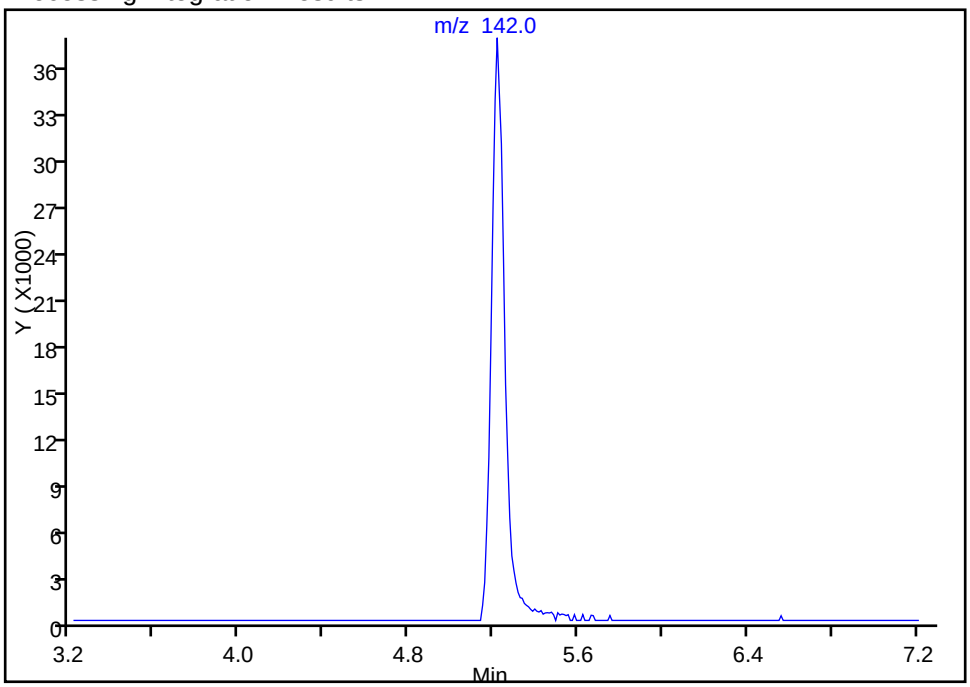

Manual Integration Results

RT: 5.22
Response: 156920
Amount: 4.257983

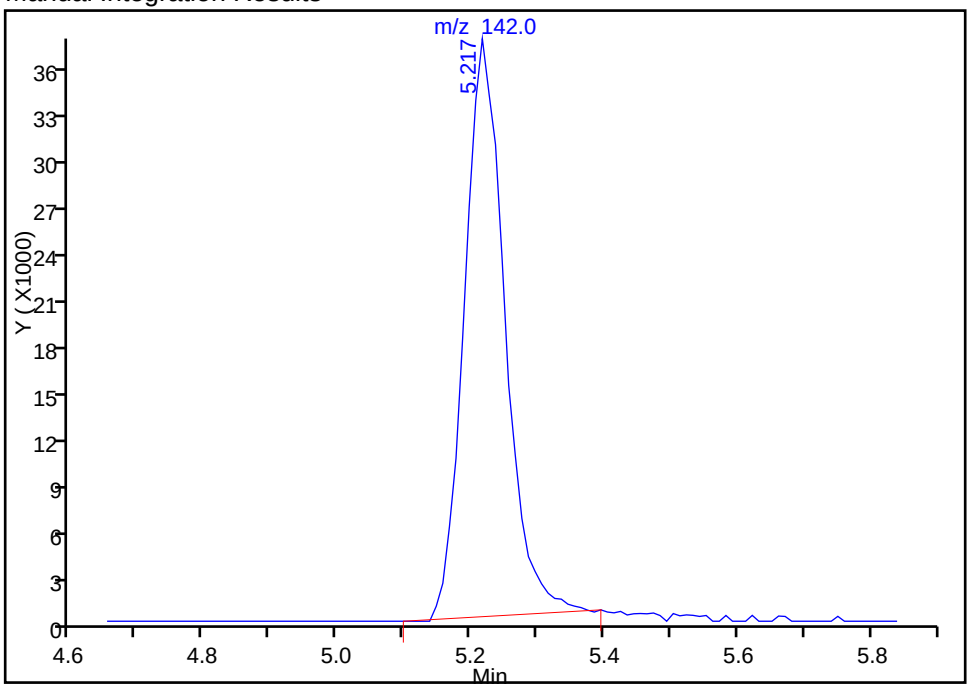

Reviewer: phillipsm, 18-Sep-2014 09:37:53
Audit Action: Manually Integrated
Audit Reason: Peak not found by the data system

TestAmerica Burlington
Target Compound Quantitation Report

Data File: \\BTV-LIMS1\ChromData\CHL.i\20140917-9513.b\LKO06.D
Lims ID: IC
Client ID:
Sample Type: IC Calib Level: 4
Inject. Date: 17-Sep-2014 14:41:30 ALS Bottle#: 5 Worklist Smp#: 6
Purge Vol: 5.000 mL Dil. Factor: 1.0000
Sample Info: 200-0009513-006
Misc. Info.: 1,5
Operator ID: MTP Instrument ID: CHL.i
Sublist: chrom-8260_L_W*sub5

Method: \\BTV-LIMS1\ChromData\CHL.i\20140917-9513.b\8260_L_W.m
Limit Group: VM_8260C_Limits
Last Update: 18-Sep-2014 10:04:20 Calib Date: 17-Sep-2014 16:20:30
Integrator: RTE ID Type: Deconvolution ID
Quant Method: Internal Standard Quant By: Initial Calibration
Last ICal File: \\BTV-LIMS1\ChromData\CHL.i\20140917-9513.b\LKO09.D

Column 1 : DB-624 (0.53 mm) Det: MS SCAN
Process Host: XAWRK003

First Level Reviewer: phillipsm Date: 18-Sep-2014 09:17:18

Compound	Sig	RT (min.)	Adj RT (min.)	Dlt RT (min.)	Q	Response	Cal Amt ug/l	OnCol Amt ug/l	Flags
1 Dichlorodifluoromethane	85	2.634	2.634	0.000	99	576402	10.0	9.87	
2 Chloromethane	50	2.891	2.891	0.000	98	354753	10.0	9.95	
3 Vinyl chloride	62	3.049	3.049	0.000	98	364770	10.0	9.56	
5 Bromomethane	94	3.543	3.543	0.000	100	199311	10.0	9.95	
6 Chloroethane	64	3.701	3.701	0.000	99	216386	10.0	10.2	
7 Dichlorofluoromethane	67	4.017	4.017	0.000	99	668315	10.0	10.3	
8 Trichlorofluoromethane	101	4.116	4.116	0.000	99	621501	10.0	10.1	
9 1,2-Dichloro-1,1,2-trifluo	67	4.600	4.600	0.000	98	688999	10.0	9.88	
10 Ethyl ether	59	4.600	4.600	0.000	89	183179	10.0	10.2	
11 Acrolein	56	4.788	4.788	0.000	94	77830	50.3	51.7	
12 1,1-Dichloroethene	96	4.966	4.966	0.000	95	301804	10.0	9.96	
13 1,1,2-Trichloro-1,2,2-trif	101	4.976	4.976	0.000	93	555677	10.0	10.1	
14 Acetone	43	5.055	5.055	0.000	86	291092	50.0	49.4	
15 Iodomethane	142	5.213	5.213	0.000	97	355666	10.0	9.57	
16 Carbon disulfide	76	5.322	5.322	0.000	99	724817	10.0	9.86	
17 3-Chloro-1-propene	41	5.569	5.569	0.000	94	524777	10.0	10.0	
18 Methyl acetate	74	5.618	5.618	0.000	99	62376	10.0	9.87	
19 Methylene Chloride	84	5.766	5.766	0.000	98	296094	10.0	9.62	
20 2-Methyl-2-propanol	59	5.994	5.994	0.000	100	369813	200.0	197.1	
21 Acrylonitrile	53	6.181	6.181	0.000	97	59014	10.0	10.5	
22 trans-1,2-Dichloroethene	96	6.241	6.241	0.000	97	327440	10.0	9.90	
23 Methyl tert-butyl ether	73	6.270	6.270	0.000	97	586803	10.0	9.82	
S 24 1,2-Dichloroethene, Total	96				0		20.0	19.9	
25 1,1-Dichloroethane	63	6.952	6.952	0.000	99	661668	10.0	9.91	
26 Vinyl acetate	43	7.100	7.100	0.000	55	703158	10.0	9.69	
27 2-Chloro-1,3-butadiene	53	7.120	7.120	0.000	90	476464	10.0	9.93	
28 Isopropyl ether	45	7.110	7.110	0.000	98	1318361	10.0	9.95	
29 Tert-butyl ethyl ether	59	7.723	7.723	0.000	97	891991	10.0	9.98	
30 2,2-Dichloropropane	77	7.940	7.940	0.000	77	469366	10.0	10.1	
31 cis-1,2-Dichloroethene	96	7.940	7.940	0.000	91	338568	10.0	9.96	

Compound	Sig	RT (min.)	Adj RT (min.)	Dlt RT (min.)	Q	Response	Cal Amt ug/l	OnCol Amt ug/l	Flags
32 2-Butanone (MEK)	72	7.970	7.970	0.000	97	114628	50.0	48.1	
33 Propionitrile	54	8.059	8.059	0.000	98	93212	40.0	36.6	
34 Methacrylonitrile	67	8.316	8.316	0.000	96	82981	10.0	10.8	
35 Chlorobromomethane	128	8.345	8.345	0.000	94	190175	10.0	10.0	
36 Tetrahydrofuran	42	8.444	8.444	0.000	96	1175087	140.0	139.0	
37 Chloroform	83	8.484	8.484	0.000	98	621225	10.0	9.98	
38 1,1,1-Trichloroethane	97	8.810	8.810	0.000	99	534046	10.0	9.98	
39 Cyclohexane	56	8.919	8.919	0.000	96	553072	10.0	9.92	
40 1,1-Dichloropropene	75	9.096	9.096	0.000	92	500777	10.0	9.97	
41 Carbon tetrachloride	117	9.106	9.106	0.000	98	494636	10.0	10.1	
$ 42 1,2-Dichloroethane-d4 (Sur	65	9.334	9.334	0.000	96	267136	10.0	9.89	
43 Isobutyl alcohol	43	9.314	9.314	0.000	92	563382	500.0	493.2	
44 Benzene	78	9.452	9.452	0.000	97	918793	10.0	9.95	
45 1,2-Dichloroethane	62	9.462	9.462	0.000	91	316784	10.0	9.99	
46 Tert-amyl methyl ether	73	9.670	9.670	0.000	96	740625	10.0	9.89	
* 47 Fluorobenzene	96	9.926	9.926	0.000	97	2661296	25.0	25.0	
48 Trichloroethene	95	10.569	10.569	0.000	98	396507	10.0	9.73	
49 Methylcyclohexane	83	10.924	10.924	0.000	90	452318	10.0	9.85	
50 1,2-Dichloropropane	63	10.944	10.944	0.000	91	406725	10.0	9.85	
51 Dibromomethane	93	11.152	11.152	0.000	98	316101	10.0	9.86	
52 Methyl methacrylate	69	11.181	11.181	0.000	98	215938	10.0	9.62	
53 1,4-Dioxane	88	11.221	11.221	0.000	96	112626	500.0	507.2	
54 Dichlorobromomethane	83	11.438	11.438	0.000	98	646522	10.0	9.95	
55 2-Chloroethyl vinyl ether	63	11.992	11.992	0.000	92	93544	10.0	8.77	
56 cis-1,3-Dichloropropene	75	12.249	12.249	0.000	95	556340	10.0	9.68	
57 4-Methyl-2-pentanone (MIBK	43	12.535	12.535	0.000	96	1809280	50.0	49.5	
$ 58 Toluene-d8 (Surr)	98	12.752	12.752	0.000	97	862947	10.0	9.85	
59 Toluene	92	12.871	12.871	0.000	94	604586	10.0	9.87	
60 trans-1,3-Dichloropropene	75	13.276	13.276	0.000	98	454478	10.0	9.79	
61 Ethyl methacrylate	69	13.484	13.484	0.000	95	449029	10.0	10.1	
62 1,1,2-Trichloroethane	83	13.622	13.622	0.000	96	290586	10.0	10.1	
63 Tetrachloroethene	166	13.948	13.948	0.000	98	482785	10.0	10.0	
64 1,3-Dichloropropane	76	13.958	13.958	0.000	97	552892	10.0	9.79	
65 2-Hexanone	43	14.146	14.146	0.000	100	1194161	50.0	49.9	
66 Chlorodibromomethane	129	14.413	14.413	0.000	98	532253	10.0	9.72	
67 Ethylene Dibromide	107	14.650	14.650	0.000	98	462181	10.0	9.84	
* 68 Chlorobenzene-d5	117	15.667	15.667	0.000	90	1907444	25.0	25.0	
69 Chlorobenzene	112	15.727	15.727	0.000	92	751405	10.0	9.95	
70 1,1,1,2-Tetrachloroethane	131	15.914	15.914	0.000	97	388504	10.0	9.98	
71 Ethylbenzene	91	15.994	15.994	0.000	99	1242340	10.0	10.0	
72 m-Xylene & p-Xylene	106	16.270	16.270	0.000	100	848992	20.0	19.9	
S 73 Xylenes, Total	106				0		30.0	29.9	
74 o-Xylene	106	17.209	17.209	0.000	90	410868	10.0	9.95	
75 Styrene	104	17.239	17.239	0.000	90	710378	10.0	9.98	
76 Bromoform	173	17.634	17.634	0.000	96	444725	10.0	10.0	
77 Isopropylbenzene	105	18.049	18.049	0.000	96	1151668	10.0	9.98	
78 trans-1,4-Dichloro-2-buten	53	18.681	18.681	0.000	86	100248	10.0	9.99	
$ 79 4-Bromofluorobenzene	95	18.316	18.316	0.000	86	590160	10.0	10.1	
80 Bromobenzene	156	18.573	18.573	0.000	98	399255	10.0	9.98	
81 1,1,2,2-Tetrachloroethane	83	18.582	18.582	0.000	98	548023	10.0	10.1	
82 1,2,3-Trichloropropane	110	18.642	18.642	0.000	58	126163	10.0	10.0	
83 N-Propylbenzene	120	18.790	18.790	0.000	98	293863	10.0	10.1	

Compound	Sig	RT (min.)	Adj RT (min.)	Dlt RT (min.)	Q	Response	Cal Amt ug/l	OnCol Amt ug/l	Flags
84 2-Chlorotoluene	126	18.908	18.908	0.000	97	274256	10.0	10.1	
85 4-Chlorotoluene	126	19.067	19.067	0.000	97	271327	10.0	9.79	
86 1,3,5-Trimethylbenzene	105	19.067	19.067	0.000	91	835409	10.0	10.0	
87 tert-Butylbenzene	119	19.521	19.521	0.000	92	923853	10.0	10.1	
88 1,2,4-Trimethylbenzene	105	19.580	19.580	0.000	98	832841	10.0	10.1	
89 sec-Butylbenzene	105	19.808	19.808	0.000	99	1221732	10.0	10.0	
90 1,3-Dichlorobenzene	146	19.936	19.936	0.000	93	598884	10.0	10.0	
91 4-Isopropyltoluene	119	19.995	19.995	0.000	98	982400	10.0	10.1	
* 92 1,4-Dichlorobenzene-d4	152	20.015	20.015	0.000	97	1055457	25.0	25.0	
93 1,4-Dichlorobenzene	146	20.045	20.045	0.000	94	606800	10.0	9.84	
$ 94 1,2-Dichlorobenzene-d4	152	20.450	20.450	0.000	87	373639	10.0	9.88	
95 1,2-Dichlorobenzene	146	20.470	20.470	0.000	77	555728	10.0	10.0	
96 n-Butylbenzene	91	20.460	20.460	0.000	98	908819	10.0	10.1	
97 1,2-Dibromo-3-Chloropropan	75	21.250	21.250	0.000	94	107339	10.0	10.1	
98 1,2,4-Trichlorobenzene	180	22.080	22.080	0.000	94	377851	10.0	10.0	
99 Hexachlorobutadiene	225	22.258	22.258	0.000	96	237661	10.0	10.1	
100 Naphthalene	128	22.337	22.337	0.000	98	633428	10.0	10.3	
101 1,2,3-Trichlorobenzene	180	22.594	22.594	0.000	95	338728	10.0	10.2	

Reagents:

VMLWCALaw_00260	Amount Added:	1.00	Units: uL	
VMTBACALw_00061	Amount Added:	0.40	Units: uL	
VM860LWCALcw_00069	Amount Added:	1.00	Units: uL	
VM860LWCALbw_00073	Amount Added:	1.00	Units: uL	
VM8260ISw_00072	Amount Added:	2.50	Units: uL	Run Reagent

Report Date: 18-Sep-2014 10:04:21 Chrom Revision: 2.2 18-Aug-2014 12:17:36

TestAmerica Burlington

Data File: \\BTV-LIMS1\ChromData\CHL.i\20140917-9513.b\LKO06.D

Injection Date:	17-Sep-2014 14:41:30	Instrument ID:	CHL.i	Operator ID:	MTP
Lims ID:	IC			Worklist Smp#:	6
Client ID:					
Purge Vol:	5.000 mL	Dil. Factor:	1.0000	ALS Bottle#:	5
Method:	8260_L_W	Limit Group:	VM_8260C_Limits		

Column: DB-624 (0.53 mm)

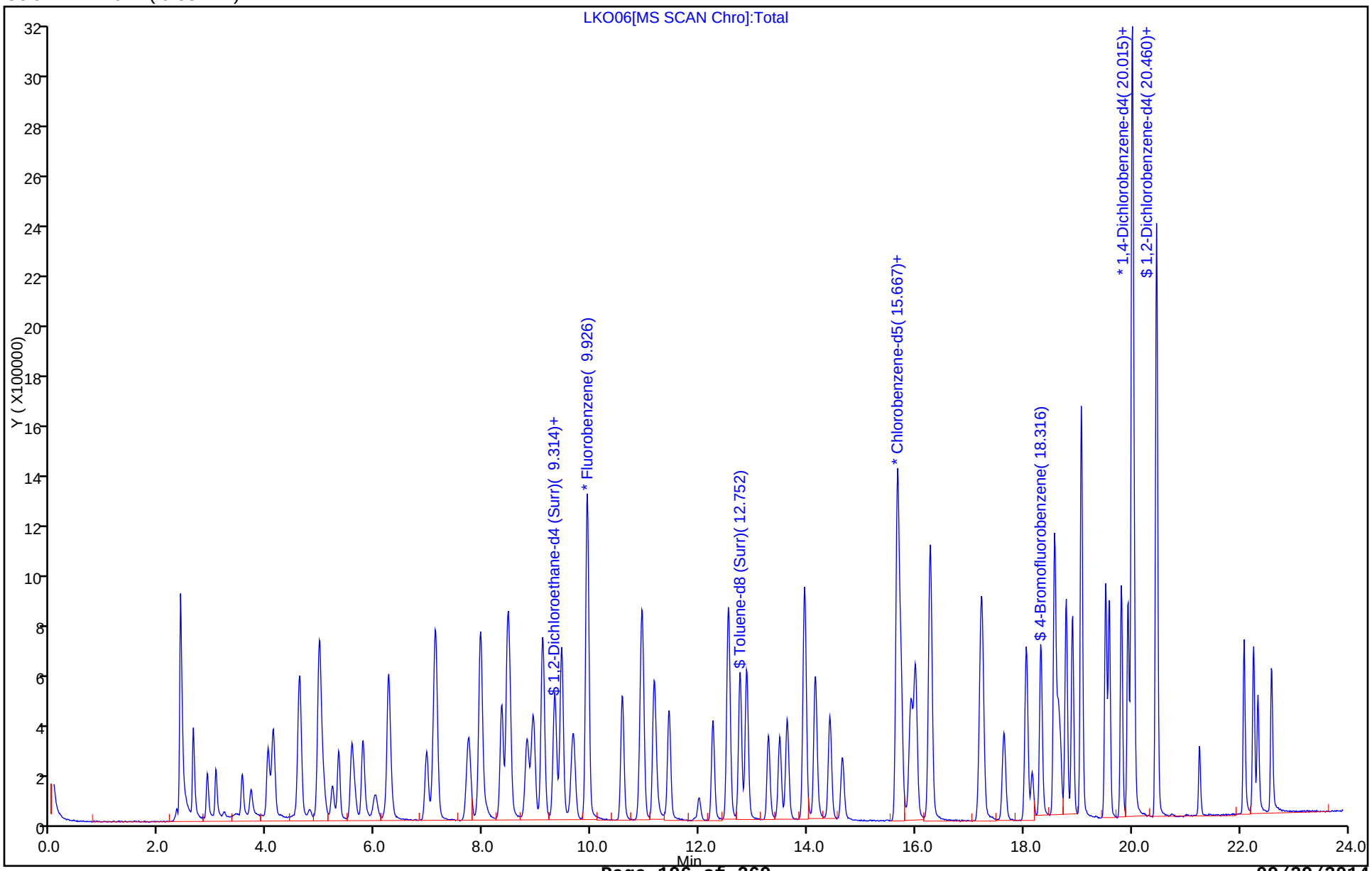

TestAmerica Burlington
Target Compound Quantitation Report

Data File: \\BTV-LIMS1\ChromData\CHL.i\20140917-9513.b\LKO07.D
Lims ID: ICIS
Client ID:
Sample Type: ICIS Calib Level: 5
Inject. Date: 17-Sep-2014 15:14:30 ALS Bottle#: 6 Worklist Smp#: 7
Purge Vol: 5.000 mL Dil. Factor: 1.0000
Sample Info: 200-0009513-007
Misc. Info.: 1,5
Operator ID: MTP Instrument ID: CHL.i
Sublist: chrom-8260_L_W*sub5

Method: \\BTV-LIMS1\ChromData\CHL.i\20140917-9513.b\8260_L_W.m
Limit Group: VM_8260C_Limits
Last Update: 18-Sep-2014 10:04:21 Calib Date: 17-Sep-2014 16:20:30
Integrator: RTE ID Type: Deconvolution ID
Quant Method: Internal Standard Quant By: Initial Calibration
Last ICal File: \\BTV-LIMS1\ChromData\CHL.i\20140917-9513.b\LKO09.D

Column 1 : DB-624 (0.53 mm) Det: MS SCAN
Process Host: XAWRK003

First Level Reviewer: phillipsm Date: 18-Sep-2014 09:16:59

Compound	Sig	RT (min.)	Adj RT (min.)	Dlt RT (min.)	Q	Response	Cal Amt ug/l	OnCol Amt ug/l	Flags
1 Dichlorodifluoromethane	85	2.634	2.634	0.000	99	1401441	25.0	23.8	
2 Chloromethane	50	2.891	2.891	0.000	99	869692	25.0	24.1	
3 Vinyl chloride	62	3.059	3.059	0.000	98	887166	25.0	23.0	
5 Bromomethane	94	3.534	3.534	0.000	99	480446	25.0	23.7	
6 Chloroethane	64	3.702	3.702	0.000	99	522324	25.0	24.4	
7 Dichlorofluoromethane	67	4.018	4.018	0.000	98	1609354	25.0	24.5	
8 Trichlorofluoromethane	101	4.117	4.117	0.000	98	1506370	25.0	24.2	
9 1,2-Dichloro-1,1,2-trifluo	67	4.601	4.601	0.000	98	1702026	25.0	24.1	
10 Ethyl ether	59	4.601	4.601	0.000	49	442836	25.0	24.5	
11 Acrolein	56	4.789	4.789	0.000	93	198529	125.7	130.4	
12 1,1-Dichloroethene	96	4.966	4.966	0.000	95	745441	25.0	24.3	
13 1,1,2-Trichloro-1,2,2-trif	101	4.976	4.976	0.000	93	1337285	25.0	24.0	
14 Acetone	43	5.055	5.055	0.000	86	718893	125.0	119.3	
15 Iodomethane	142	5.213	5.213	0.000	97	991965	25.0	26.4	
16 Carbon disulfide	76	5.322	5.322	0.000	99	1787502	25.0	24.1	
17 3-Chloro-1-propene	41	5.569	5.569	0.000	95	1286484	25.0	24.3	
18 Methyl acetate	74	5.619	5.619	0.000	99	154037	25.0	24.2	
19 Methylene Chloride	84	5.777	5.777	0.000	97	745873	25.0	24.0	
20 2-Methyl-2-propanol	59	6.004	6.004	0.000	100	964168	500.0	508.3	
21 Acrylonitrile	53	6.182	6.182	0.000	96	147948	25.0	26.1	
22 trans-1,2-Dichloroethene	96	6.241	6.241	0.000	98	806992	25.0	24.1	
23 Methyl tert-butyl ether	73	6.261	6.261	0.000	97	1464322	25.0	24.2	
S 24 1,2-Dichloroethene, Total	96				0		50.0	48.6	
25 1,1-Dichloroethane	63	6.953	6.953	0.000	99	1631793	25.0	24.2	
26 Vinyl acetate	43	7.101	7.101	0.000	55	1832215	25.0	25.0	
27 2-Chloro-1,3-butadiene	53	7.121	7.121	0.000	90	1187090	25.0	24.5	
28 Isopropyl ether	45	7.111	7.111	0.000	98	3297756	25.0	24.6	
29 Tert-butyl ethyl ether	59	7.733	7.733	0.000	97	2231396	25.0	24.7	
30 2,2-Dichloropropane	77	7.941	7.941	0.000	67	1134226	25.0	24.1	
31 cis-1,2-Dichloroethene	96	7.941	7.941	0.000	91	840959	25.0	24.5	

Compound	Sig	RT (min.)	Adj RT (min.)	Dlt RT (min.)	Q	Response	Cal Amt ug/l	OnCol Amt ug/l	Flags
32 2-Butanone (MEK)	72	7.970	7.970	0.000	97	291840	125.0	121.2	
33 Propionitrile	54	8.049	8.049	0.000	98	254819	100.0	99.0	
34 Methacrylonitrile	67	8.316	8.316	0.000	94	190456	25.0	24.5	
35 Chlorobromomethane	128	8.346	8.346	0.000	94	476698	25.0	24.8	
36 Tetrahydrofuran	42	8.445	8.445	0.000	96	2997820	350.0	350.9	
37 Chloroform	83	8.494	8.494	0.000	98	1538546	25.0	24.4	
38 1,1,1-Trichloroethane	97	8.810	8.810	0.000	98	1306149	25.0	24.1	
39 Cyclohexane	56	8.919	8.919	0.000	97	1345153	25.0	23.9	
40 1,1-Dichloropropene	75	9.097	9.097	0.000	92	1233751	25.0	24.3	
41 Carbon tetrachloride	117	9.107	9.107	0.000	98	1207823	25.0	24.5	
$ 42 1,2-Dichloroethane-d4 (Sur	65	9.324	9.324	0.000	98	665106	25.0	24.4	
43 Isobutyl alcohol	43	9.324	9.324	0.000	92	1413811	1250.0	1224.4	
44 Benzene	78	9.443	9.443	0.000	97	2284954	25.0	24.5	
45 1,2-Dichloroethane	62	9.462	9.462	0.000	92	781766	25.0	24.4	
46 Tert-amyl methyl ether	73	9.670	9.670	0.000	96	1887632	25.0	24.9	
* 47 Fluorobenzene	96	9.927	9.927	0.000	97	2689886	25.0	25.0	
48 Trichloroethene	95	10.569	10.569	0.000	98	1002336	25.0	24.3	
49 Methylcyclohexane	83	10.925	10.925	0.000	88	1119458	25.0	24.1	
50 1,2-Dichloropropane	63	10.945	10.945	0.000	91	1010083	25.0	24.2	
51 Dibromomethane	93	11.152	11.152	0.000	98	793798	25.0	24.5	
52 Methyl methacrylate	69	11.182	11.182	0.000	98	556952	25.0	24.5	
53 1,4-Dioxane	88	11.221	11.221	0.000	97	273770	1250.0	1219.7	
54 Dichlorobromomethane	83	11.439	11.439	0.000	98	1623063	25.0	24.7	
55 2-Chloroethyl vinyl ether	63	11.992	11.992	0.000	93	287798	25.0	26.7	
56 cis-1,3-Dichloropropene	75	12.249	12.249	0.000	96	1400069	25.0	24.1	
57 4-Methyl-2-pentanone (MIBK	43	12.535	12.535	0.000	96	4581498	125.0	124.0	
$ 58 Toluene-d8 (Surr)	98	12.753	12.753	0.000	97	2148543	25.0	24.3	
59 Toluene	92	12.871	12.871	0.000	94	1520853	25.0	24.6	
60 trans-1,3-Dichloropropene	75	13.277	13.277	0.000	98	1138319	25.0	24.2	
61 Ethyl methacrylate	69	13.484	13.484	0.000	95	1099683	25.0	24.4	
62 1,1,2-Trichloroethane	83	13.622	13.622	0.000	96	709600	25.0	24.5	
63 Tetrachloroethene	166	13.939	13.939	0.000	97	1178677	25.0	24.2	
64 1,3-Dichloropropane	76	13.948	13.948	0.000	97	1390494	25.0	24.4	
65 2-Hexanone	43	14.146	14.146	0.000	100	3055677	125.0	126.3	
66 Chlorodibromomethane	129	14.413	14.413	0.000	98	1351526	25.0	24.4	
67 Ethylene Dibromide	107	14.650	14.650	0.000	98	1168379	25.0	24.6	
* 68 Chlorobenzene-d5	117	15.668	15.668	0.000	90	1929114	25.0	25.0	
69 Chlorobenzene	112	15.727	15.727	0.000	92	1872065	25.0	24.5	
70 1,1,1,2-Tetrachloroethane	131	15.915	15.915	0.000	97	973965	25.0	24.7	
71 Ethylbenzene	91	15.994	15.994	0.000	99	3064092	25.0	24.5	
72 m-Xylene & p-Xylene	106	16.271	16.271	0.000	100	2129857	50.0	49.4	
S 73 Xylenes, Total	106				0		75.0	73.8	
74 o-Xylene	106	17.209	17.209	0.000	91	1021403	25.0	24.5	
75 Styrene	104	17.239	17.239	0.000	93	1791699	25.0	24.9	
76 Bromoform	173	17.634	17.634	0.000	96	1116692	25.0	24.9	
77 Isopropylbenzene	105	18.049	18.049	0.000	96	2844142	25.0	24.1	
78 trans-1,4-Dichloro-2-buten	53	18.682	18.682	0.000	80	239475	25.0	23.4	
$ 79 4-Bromofluorobenzene	95	18.316	18.316	0.000	86	1465431	25.0	24.5	
80 Bromobenzene	156	18.573	18.573	0.000	97	997738	25.0	24.4	
81 1,1,2,2-Tetrachloroethane	83	18.583	18.583	0.000	99	1379481	25.0	24.8	
82 1,2,3-Trichloropropane	110	18.642	18.642	0.000	63	312134	25.0	24.3	
83 N-Propylbenzene	120	18.790	18.790	0.000	98	736579	25.0	24.7	

Compound	Sig	RT (min.)	Adj RT (min.)	Dlt RT (min.)	Q	Response	Cal Amt ug/l	OnCol Amt ug/l	Flags
84 2-Chlorotoluene	126	18.899	18.899	0.000	96	683408	25.0	24.6	
85 4-Chlorotoluene	126	19.067	19.067	0.000	97	697946	25.0	24.7	
86 1,3,5-Trimethylbenzene	105	19.067	19.067	0.000	74	2075795	25.0	24.4	
87 tert-Butylbenzene	119	19.521	19.521	0.000	92	2264755	25.0	24.2	
88 1,2,4-Trimethylbenzene	105	19.581	19.581	0.000	98	2067878	25.0	24.7	
89 sec-Butylbenzene	105	19.808	19.808	0.000	99	3034122	25.0	24.4	
90 1,3-Dichlorobenzene	146	19.927	19.927	0.000	94	1502069	25.0	24.6	
91 4-Isopropyltoluene	119	19.996	19.996	0.000	98	2409341	25.0	24.3	
* 92 1,4-Dichlorobenzene-d4	152	20.016	20.016	0.000	97	1076943	25.0	25.0	
93 1,4-Dichlorobenzene	146	20.035	20.035	0.000	92	1535584	25.0	24.4	
$ 94 1,2-Dichlorobenzene-d4	152	20.440	20.440	0.000	87	944868	25.0	24.5	
95 1,2-Dichlorobenzene	146	20.470	20.470	0.000	81	1392565	25.0	24.7	
96 n-Butylbenzene	91	20.460	20.460	0.000	98	2264772	25.0	24.6	
97 1,2-Dibromo-3-Chloropropan	75	21.251	21.251	0.000	94	270006	25.0	24.8	
98 1,2,4-Trichlorobenzene	180	22.081	22.081	0.000	94	983154	25.0	25.5	
99 Hexachlorobutadiene	225	22.259	22.259	0.000	94	578820	25.0	24.1	
100 Naphthalene	128	22.338	22.338	0.000	98	1669719	25.0	26.7	
101 1,2,3-Trichlorobenzene	180	22.585	22.585	0.000	95	849098	25.0	25.1	

Reagents:

VMLWCALaw_00260	Amount Added:	2.50	Units: uL	
VMTBACALw_00061	Amount Added:	1.00	Units: uL	
VM860LWCALcw_00069	Amount Added:	2.50	Units: uL	
VM860LWCALbw_00073	Amount Added:	2.50	Units: uL	
VM8260ISw_00072	Amount Added:	2.50	Units: uL	Run Reagent

Report Date: 18-Sep-2014 10:04:22 Chrom Revision: 2.2 18-Aug-2014 12:17:36

TestAmerica Burlington

Data File: \\BTV-LIMS1\ChromData\CHL.i\20140917-9513.b\LKO07.D

Injection Date:	17-Sep-2014 15:14:30	Instrument ID:	CHL.i	Operator ID:	MTP
Lims ID:	ICIS			Worklist Smp#:	7
Client ID:					
Purge Vol:	5.000 mL	Dil. Factor:	1.0000	ALS Bottle#:	6
Method:	8260_L_W	Limit Group:	VM_8260C_Limits		

Column: DB-624 (0.53 mm)

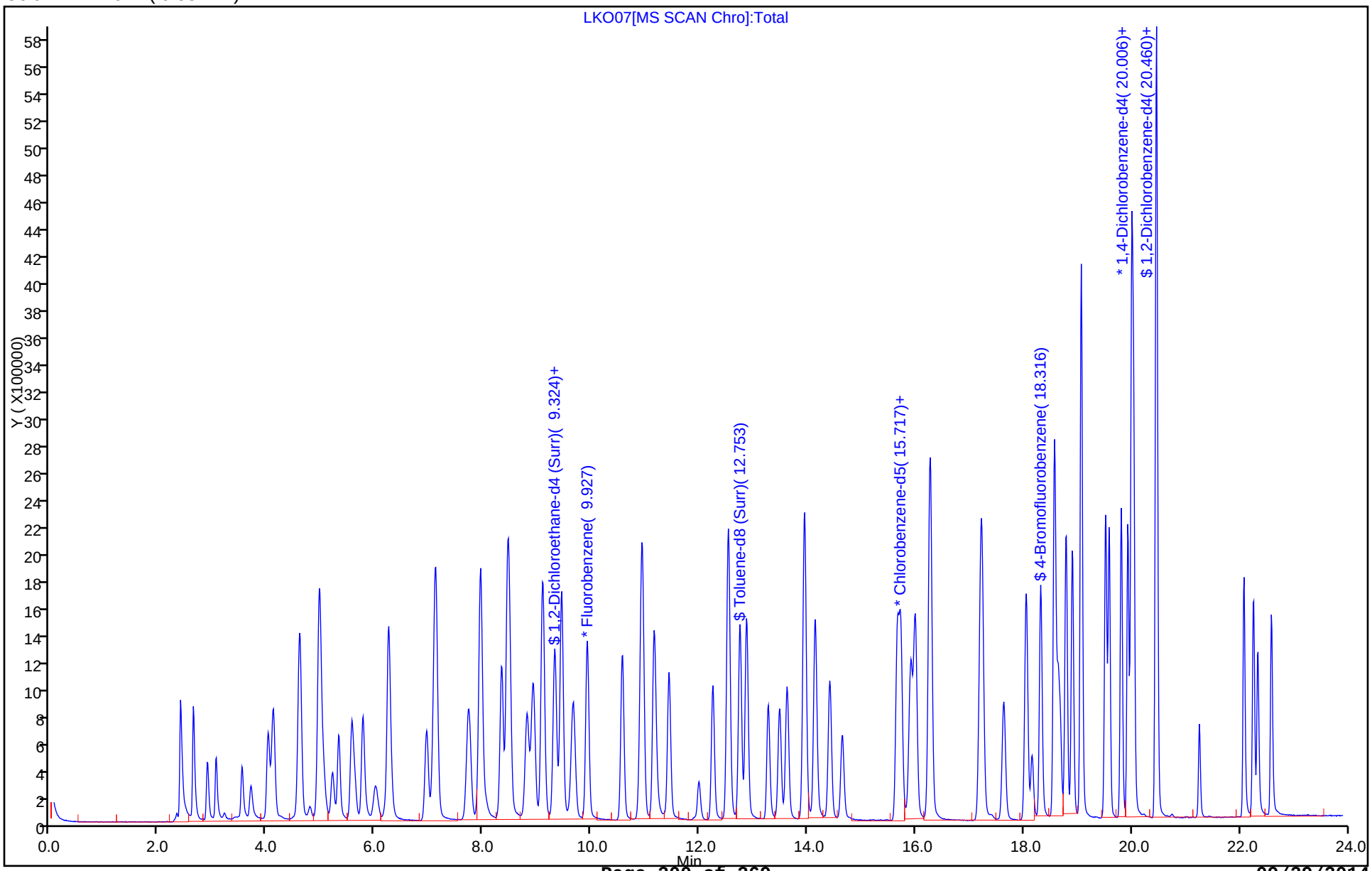

TestAmerica Burlington
Target Compound Quantitation Report

Data File: \\BTV-LIMS1\ChromData\CHL.i\20140917-9513.b\LKO08.D
Lims ID: IC
Client ID:
Sample Type: IC Calib Level: 6
Inject. Date: 17-Sep-2014 15:47:30 ALS Bottle#: 7 Worklist Smp#: 8
Purge Vol: 5.000 mL Dil. Factor: 1.0000
Sample Info: 200-0009513-008
Misc. Info.: 1,5
Operator ID: MTP Instrument ID: CHL.i
Sublist: chrom-8260_L_W*sub5

Method: \\BTV-LIMS1\ChromData\CHL.i\20140917-9513.b\8260_L_W.m
Limit Group: VM_8260C_Limits
Last Update: 18-Sep-2014 10:04:22 Calib Date: 17-Sep-2014 16:20:30
Integrator: RTE ID Type: Deconvolution ID
Quant Method: Internal Standard Quant By: Initial Calibration
Last ICal File: \\BTV-LIMS1\ChromData\CHL.i\20140917-9513.b\LKO09.D

Column 1 : DB-624 (0.53 mm) Det: MS SCAN
Process Host: XAWRK003

First Level Reviewer: phillipsm Date: 18-Sep-2014 09:54:52

Compound	Sig	RT (min.)	Adj RT (min.)	Dlt RT (min.)	Q	Response	Cal Amt ug/l	OnCol Amt ug/l	Flags
1 Dichlorodifluoromethane	85	2.639	2.634	0.005	99	2854905	50.0	48.5	
2 Chloromethane	50	2.896	2.891	0.005	98	1760009	50.0	49.0	
3 Vinyl chloride	62	3.054	3.059	-0.005	98	1817589	50.0	47.3	
5 Bromomethane	94	3.519	3.534	-0.015	99	932647	50.0	46.2	
6 Chloroethane	64	3.687	3.702	-0.015	99	1023462	50.0	48.0	
7 Dichlorofluoromethane	67	4.013	4.018	-0.005	99	3314832	50.0	50.5	
8 Trichlorofluoromethane	101	4.102	4.117	-0.015	99	3048411	50.0	49.1	
9 1,2-Dichloro-1,1,2-trifluo	67	4.596	4.601	-0.005	98	3489524	50.0	49.7	
10 Ethyl ether	59	4.606	4.601	0.005	90	901939	50.0	50.0	
11 Acrolein	56	4.793	4.789	0.004	93	406256	251.4	267.6	
12 1,1-Dichloroethene	96	4.961	4.966	-0.005	95	1502633	50.0	49.2	
13 1,1,2-Trichloro-1,2,2-trif	101	4.981	4.976	0.005	93	2751943	50.0	49.6	
14 Acetone	43	5.060	5.055	0.005	86	1542963	250.0	255.8	
15 Iodomethane	142	5.209	5.213	-0.005	97	2170831	50.0	58.0	
16 Carbon disulfide	76	5.327	5.322	0.005	99	3596747	50.0	48.6	
17 3-Chloro-1-propene	41	5.564	5.569	-0.005	94	2586423	50.0	48.9	
18 Methyl acetate	74	5.624	5.619	0.005	99	330856	50.0	52.2	
19 Methylene Chloride	84	5.772	5.777	-0.005	97	1495647	50.0	48.2	
20 2-Methyl-2-propanol	59	6.019	6.004	0.015	100	1944655	1000.0	1028.3	
21 Acrylonitrile	53	6.177	6.182	-0.005	95	329615	50.0	58.2	
22 trans-1,2-Dichloroethene	96	6.246	6.241	0.005	97	1654607	50.0	49.7	
23 Methyl tert-butyl ether	73	6.266	6.261	0.005	98	2941633	50.0	48.8	
S 24 1,2-Dichloroethene, Total	96				0		100.0	99.1	
25 1,1-Dichloroethane	63	6.948	6.953	-0.005	99	3333117	50.0	49.6	
26 Vinyl acetate	43	7.106	7.101	0.005	53	3621916	50.0	49.5	
27 2-Chloro-1,3-butadiene	53	7.116	7.121	-0.005	90	2437114	50.0	50.4	
28 Isopropyl ether	45	7.116	7.111	0.005	98	6659344	50.0	49.9	
29 Tert-butyl ethyl ether	59	7.728	7.733	-0.005	97	4529222	50.0	50.3	
30 2,2-Dichloropropane	77	7.946	7.941	0.005	69	2295945	50.0	49.0	
31 cis-1,2-Dichloroethene	96	7.946	7.941	0.005	91	1694156	50.0	49.4	

Compound	Sig	RT (min.)	Adj RT (min.)	Dlt RT (min.)	Q	Response	Cal Amt ug/l	OnCol Amt ug/l	Flags
32 2-Butanone (MEK)	72	7.975	7.970	0.005	97	618245	250.0	257.5	
33 Propionitrile	54	8.054	8.049	0.005	99	470738	200.0	183.4	
34 Methacrylonitrile	67	8.321	8.316	0.005	95	404966	50.0	52.2	
35 Chlorobromomethane	128	8.341	8.346	-0.005	94	970305	50.0	50.7	
36 Tetrahydrofuran	42	8.450	8.445	0.005	96	6152983	700.0	722.5	
37 Chloroform	83	8.489	8.494	-0.005	97	3103701	50.0	49.5	
38 1,1,1-Trichloroethane	97	8.815	8.810	0.005	98	2657604	50.0	49.3	
39 Cyclohexane	56	8.924	8.919	0.005	96	2800701	50.0	49.9	
40 1,1-Dichloropropene	75	9.102	9.097	0.005	93	2522292	50.0	49.8	
41 Carbon tetrachloride	117	9.102	9.107	-0.005	98	2479954	50.0	50.5	
$ 42 1,2-Dichloroethane-d4 (Sur	65	9.329	9.324	0.005	98	1335295	50.0	49.0	
43 Isobutyl alcohol	43	9.329	9.324	0.005	92	2989854	2500.0	2597.1	
44 Benzene	78	9.448	9.443	0.005	97	4651007	50.0	50.0	
45 1,2-Dichloroethane	62	9.457	9.462	-0.005	93	1593871	50.0	49.9	
46 Tert-amyl methyl ether	73	9.665	9.670	-0.005	97	3825454	50.0	50.7	
* 47 Fluorobenzene	96	9.932	9.927	0.005	98	2681855	25.0	25.0	
48 Trichloroethene	95	10.574	10.569	0.005	98	2067527	50.0	50.3	
49 Methylcyclohexane	83	10.930	10.925	0.005	88	2312391	50.0	50.0	
50 1,2-Dichloropropane	63	10.949	10.945	0.004	91	2057125	50.0	49.4	
51 Dibromomethane	93	11.147	11.152	-0.005	98	1615209	50.0	50.0	
52 Methyl methacrylate	69	11.177	11.182	-0.005	98	1104794	50.0	48.6	
53 1,4-Dioxane	88	11.206	11.221	-0.015	94	590094	2500.0	2636.9	
54 Dichlorobromomethane	83	11.444	11.439	0.005	98	3275702	50.0	50.0	
55 2-Chloroethyl vinyl ether	63	11.997	11.992	0.005	92	669753	50.0	62.3	
56 cis-1,3-Dichloropropene	75	12.254	12.249	0.005	96	2865450	50.0	49.5	
57 4-Methyl-2-pentanone (MIBK	43	12.540	12.535	0.005	96	9130786	250.0	247.8	
$ 58 Toluene-d8 (Surr)	98	12.748	12.753	-0.005	97	4412700	50.0	49.7	
59 Toluene	92	12.876	12.871	0.005	94	3092898	50.0	49.8	
60 trans-1,3-Dichloropropene	75	13.272	13.277	-0.005	98	2290743	50.0	48.7	
61 Ethyl methacrylate	69	13.489	13.484	0.005	95	2242354	50.0	49.8	
62 1,1,2-Trichloroethane	83	13.627	13.622	0.005	96	1432775	50.0	49.3	
63 Tetrachloroethene	166	13.944	13.939	0.005	97	2450921	50.0	50.3	
64 1,3-Dichloropropane	76	13.953	13.948	0.005	98	2776732	50.0	48.5	
65 2-Hexanone	43	14.141	14.146	-0.005	100	6168921	250.0	254.5	
66 Chlorodibromomethane	129	14.418	14.413	0.005	98	2736794	50.0	49.3	
67 Ethylene Dibromide	107	14.645	14.650	-0.005	98	2364219	50.0	49.7	
* 68 Chlorobenzene-d5	117	15.663	15.668	-0.005	89	1932945	25.0	25.0	
69 Chlorobenzene	112	15.732	15.727	0.005	93	3785548	50.0	49.5	
70 1,1,1,2-Tetrachloroethane	131	15.910	15.915	-0.005	97	1972032	50.0	50.0	
71 Ethylbenzene	91	15.999	15.994	0.005	99	6212177	50.0	49.5	
72 m-Xylene & p-Xylene	106	16.275	16.271	0.004	99	4313380	100.0	99.8	
S 73 Xylenes, Total	106				0		150.0	149.5	
74 o-Xylene	106	17.204	17.209	-0.005	92	2081680	50.0	49.8	
75 Styrene	104	17.234	17.239	-0.005	90	3584005	50.0	49.7	
76 Bromoform	173	17.639	17.634	0.005	96	2260294	50.0	50.3	
77 Isopropylbenzene	105	18.054	18.049	0.005	96	5832418	50.0	49.2	
78 trans-1,4-Dichloro-2-buten	53	18.686	18.682	0.004	78	498593	50.0	48.3	
$ 79 4-Bromofluorobenzene	95	18.321	18.316	0.005	86	2961469	50.0	49.1	
80 Bromobenzene	156	18.568	18.573	-0.005	97	2007722	50.0	48.8	
81 1,1,2,2-Tetrachloroethane	83	18.578	18.583	-0.005	99	2739143	50.0	48.9	
82 1,2,3-Trichloropropane	110	18.637	18.642	-0.005	66	623181	50.0	48.3	
83 N-Propylbenzene	120	18.785	18.790	-0.005	98	1502648	50.0	50.1	

Compound	Sig	RT (min.)	Adj RT (min.)	Dlt RT (min.)	Q	Response	Cal Amt ug/l	OnCol Amt ug/l	Flags
84 2-Chlorotoluene	126	18.904	18.899	0.005	96	1372664	50.0	49.1	
85 4-Chlorotoluene	126	19.072	19.067	0.005	97	1388959	50.0	48.7	
86 1,3,5-Trimethylbenzene	105	19.072	19.067	0.005	73	4194734	50.0	49.0	
87 tert-Butylbenzene	119	19.517	19.521	-0.004	94	4615147	50.0	49.0	
88 1,2,4-Trimethylbenzene	105	19.586	19.581	0.005	98	4194103	50.0	49.7	
89 sec-Butylbenzene	105	19.813	19.808	0.005	99	6168447	50.0	49.3	
90 1,3-Dichlorobenzene	146	19.932	19.927	0.005	94	3057719	50.0	49.7	
91 4-Isopropyltoluene	119	19.991	19.996	-0.005	97	4932927	50.0	49.5	
* 92 1,4-Dichlorobenzene-d4	152	20.011	20.016	-0.005	95	1084615	25.0	25.0	
93 1,4-Dichlorobenzene	146	20.040	20.035	0.005	92	3100420	50.0	48.9	
$ 94 1,2-Dichlorobenzene-d4	152	20.445	20.440	0.005	87	1910058	50.0	49.1	
95 1,2-Dichlorobenzene	146	20.465	20.470	-0.005	94	2800004	50.0	49.3	
96 n-Butylbenzene	91	20.465	20.460	0.005	98	4694791	50.0	50.7	
97 1,2-Dibromo-3-Chloropropan	75	21.256	21.251	0.005	94	541820	50.0	49.4	
98 1,2,4-Trichlorobenzene	180	22.076	22.081	-0.005	94	2038896	50.0	52.5	
99 Hexachlorobutadiene	225	22.254	22.259	-0.005	94	1181529	50.0	48.9	
100 Naphthalene	128	22.333	22.338	-0.005	98	3394183	50.0	53.9	
101 1,2,3-Trichlorobenzene	180	22.590	22.585	0.005	94	1743642	50.0	51.2	

Reagents:

VMLWCALaw_00260	Amount Added:	5.00	Units: uL	
VMTBACALw_00061	Amount Added:	2.00	Units: uL	
VM860LWCALcw_00069	Amount Added:	5.00	Units: uL	
VM860LWCALbw_00073	Amount Added:	5.00	Units: uL	
VM8260ISw_00072	Amount Added:	2.50	Units: uL	Run Reagent

Report Date: 18-Sep-2014 10:04:23 Chrom Revision: 2.2 18-Aug-2014 12:17:36

TestAmerica Burlington

Data File: \\BTV-LIMS1\ChromData\CHL.i\20140917-9513.b\LKO08.D

Injection Date:	17-Sep-2014 15:47:30	Instrument ID:	CHL.i	Operator ID:	MTP
Lims ID:	IC			Worklist Smp#:	8
Client ID:					
Purge Vol:	5.000 mL	Dil. Factor:	1.0000	ALS Bottle#:	7
Method:	8260_L_W	Limit Group:	VM_8260C_Limits		

Column: DB-624 (0.53 mm)

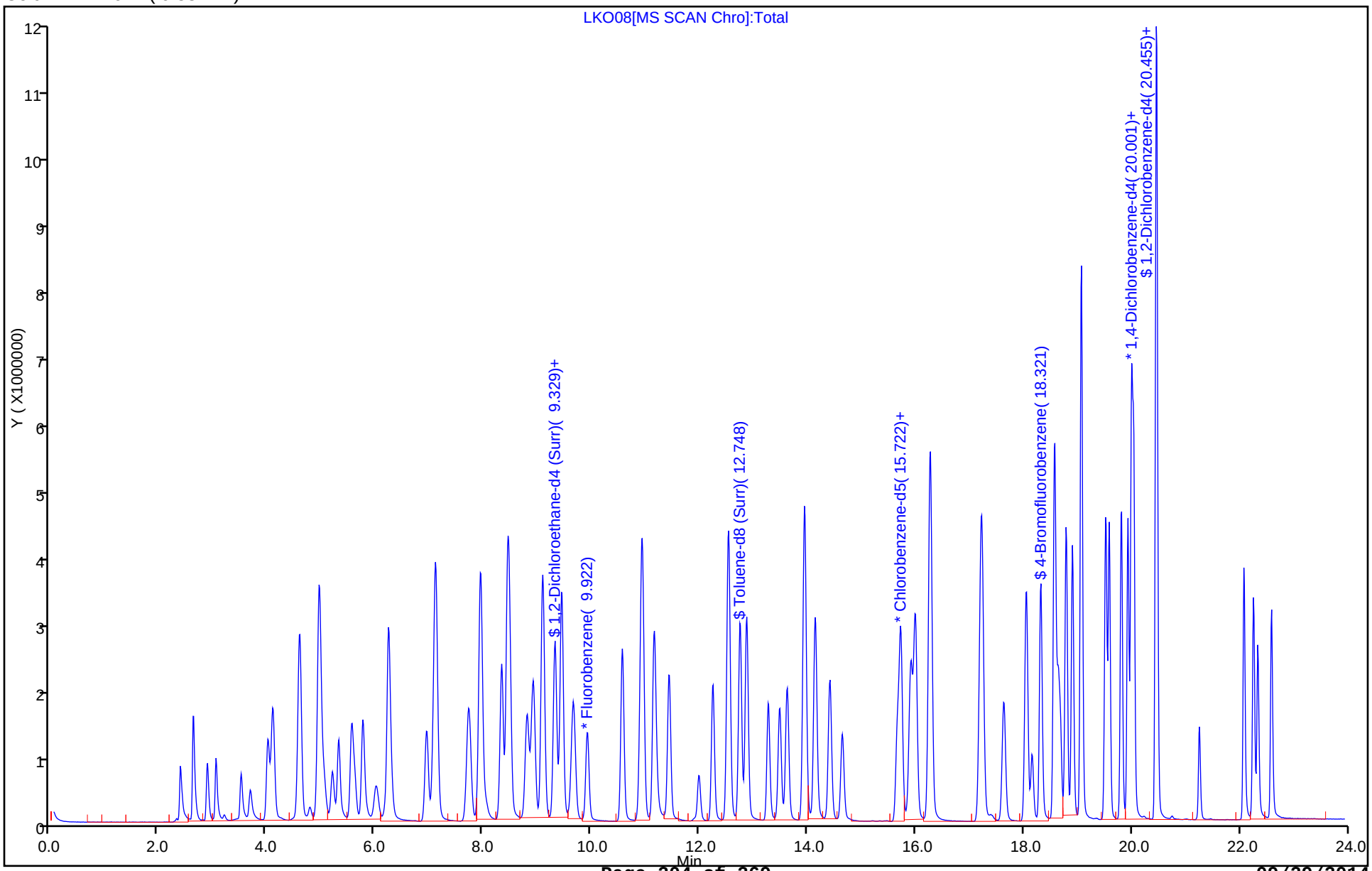

TestAmerica Burlington
Target Compound Quantitation Report

Data File: \\BTV-LIMS1\ChromData\CHL.i\20140917-9513.b\LKO09.D
Lims ID: IC
Client ID:
Sample Type: IC Calib Level: 7
Inject. Date: 17-Sep-2014 16:20:30 ALS Bottle#: 8 Worklist Smp#: 9
Purge Vol: 5.000 mL Dil. Factor: 1.0000
Sample Info: 200-0009513-009
Misc. Info.: 1,5
Operator ID: MTP Instrument ID: CHL.i
Sublist: chrom-8260_L_W*sub5

Method: \\BTV-LIMS1\ChromData\CHL.i\20140917-9513.b\8260_L_W.m
Limit Group: VM_8260C_Limits
Last Update: 18-Sep-2014 10:04:23 Calib Date: 17-Sep-2014 16:20:30
Integrator: RTE ID Type: Deconvolution ID
Quant Method: Internal Standard Quant By: Initial Calibration
Last ICal File: \\BTV-LIMS1\ChromData\CHL.i\20140917-9513.b\LKO09.D

Column 1 : DB-624 (0.53 mm) Det: MS SCAN
Process Host: XAWRK003

First Level Reviewer: phillipsm Date: 18-Sep-2014 09:56:04

Compound	Sig	RT (min.)	Adj RT (min.)	Dlt RT (min.)	Q	Response	Cal Amt ug/l	OnCol Amt ug/l	Flags
1 Dichlorodifluoromethane	85	2.633	2.634	-0.001	99	5782260	100.0	97.0	
2 Chloromethane	50	2.890	2.891	-0.001	99	3515004	100.0	96.5	
3 Vinyl chloride	62	3.048	3.059	-0.011	98	3675592	100.0	94.3	
5 Bromomethane	94	3.503	3.534	-0.031	100	1800051	100.0	88.0	
6 Chloroethane	64	3.661	3.702	-0.041	99	1915170	100.0	88.6	
7 Dichlorofluoromethane	67	3.997	4.018	-0.021	98	6201518	100.0	93.3	
8 Trichlorofluoromethane	101	4.086	4.117	-0.031	99	5903421	100.0	93.8	
9 1,2-Dichloro-1,1,2-trifluo	67	4.590	4.601	-0.011	98	6657043	100.0	93.5	
10 Ethyl ether	59	4.600	4.601	-0.001	92	1717985	100.0	94.0	
11 Acrolein	56	4.787	4.789	-0.002	93	823093	502.7	535.2	
12 1,1-Dichloroethene	96	4.945	4.966	-0.021	95	2867581	100.0	92.7	
13 1,1,2-Trichloro-1,2,2-trif	101	4.955	4.976	-0.021	94	5208733	100.0	92.6	
14 Acetone	43	5.064	5.055	0.009	86	3071117	500.0	501.7	
15 Iodomethane	142	5.202	5.213	-0.011	97	4132979	100.0	109.0	
16 Carbon disulfide	76	5.311	5.322	-0.011	99	6884662	100.0	91.7	
17 3-Chloro-1-propene	41	5.558	5.569	-0.011	94	4932889	100.0	92.1	
18 Methyl acetate	74	5.617	5.619	-0.002	99	631230	100.0	98.5	
19 Methylene Chloride	84	5.766	5.777	-0.011	98	2899763	100.0	92.3	
20 2-Methyl-2-propanol	59	6.032	6.004	0.028	100	3591427	2000.0	1874.8	
21 Acrylonitrile	53	6.181	6.182	-0.001	95	657689	100.0	114.7	
22 trans-1,2-Dichloroethene	96	6.240	6.241	-0.001	97	3196339	100.0	94.7	
23 Methyl tert-butyl ether	73	6.270	6.261	0.009	98	5771012	100.0	94.6	
S 24 1,2-Dichloroethene, Total	96				0		200.0	189.9	
25 1,1-Dichloroethane	63	6.941	6.953	-0.012	99	6445477	100.0	94.6	
26 Vinyl acetate	43	7.109	7.101	0.008	52	7187416	100.0	97.0	
27 2-Chloro-1,3-butadiene	53	7.109	7.121	-0.012	91	4705118	100.0	96.1	
28 Isopropyl ether	45	7.119	7.111	0.008	98	13135611	100.0	97.1	
29 Tert-butyl ethyl ether	59	7.732	7.733	-0.001	97	8917943	100.0	97.7	
30 2,2-Dichloropropane	77	7.939	7.941	-0.002	67	4400361	100.0	92.6	
31 cis-1,2-Dichloroethene	96	7.939	7.941	-0.002	91	3304876	100.0	95.2	

Compound	Sig	RT (min.)	Adj RT (min.)	Dlt RT (min.)	Q	Response	Cal Amt ug/l	OnCol Amt ug/l	Flags
32 2-Butanone (MEK)	72	7.979	7.970	0.009	97	1212779	500.0	498.6	
33 Propionitrile	54	8.058	8.049	0.009	99	981591	400.0	377.6	
34 Methacrylonitrile	67	8.325	8.316	0.009	95	787416	100.0	100.1	
35 Chlorobromomethane	128	8.345	8.346	-0.001	94	1762734	100.0	90.8	
36 Tetrahydrofuran	42	8.453	8.445	0.008	96	12077328	1400.0	1399.9	
37 Chloroform	83	8.493	8.494	-0.001	98	6074619	100.0	95.6	
38 1,1,1-Trichloroethane	97	8.809	8.810	-0.001	98	5132922	100.0	93.9	
39 Cyclohexane	56	8.918	8.919	-0.001	97	5384940	100.0	94.6	
40 1,1-Dichloropropene	75	9.096	9.097	-0.001	92	4847837	100.0	94.5	
41 Carbon tetrachloride	117	9.105	9.107	-0.002	97	4799102	100.0	96.4	
$ 42 1,2-Dichloroethane-d4 (Sur	65	9.333	9.324	0.009	98	2614151	100.0	94.8	
43 Isobutyl alcohol	43	9.333	9.324	0.009	92	5723968	5000.0	4908.4	
44 Benzene	78	9.441	9.443	-0.002	97	8973415	100.0	95.2	
45 1,2-Dichloroethane	62	9.451	9.462	-0.011	93	3123174	100.0	96.5	
46 Tert-amyl methyl ether	73	9.669	9.670	-0.001	96	7501840	100.0	98.1	
* 47 Fluorobenzene	96	9.926	9.927	-0.001	97	2716619	25.0	25.0	
48 Trichloroethene	95	10.568	10.569	-0.001	98	4010646	100.0	96.4	
49 Methylcyclohexane	83	10.924	10.925	-0.001	90	4465165	100.0	95.2	
50 1,2-Dichloropropane	63	10.943	10.945	-0.002	91	4049615	100.0	96.1	
51 Dibromomethane	93	11.151	11.152	-0.001	98	3151821	100.0	96.3	
52 Methyl methacrylate	69	11.181	11.182	-0.001	98	2194966	100.0	96.2	
53 1,4-Dioxane	88	11.220	11.221	-0.001	97	1112612	5000.0	4908.2	
54 Dichlorobromomethane	83	11.437	11.439	-0.002	98	6442422	100.0	97.2	
55 2-Chloroethyl vinyl ether	63	11.991	11.992	-0.001	92	1507104	100.0	138.3	
56 cis-1,3-Dichloropropene	75	12.248	12.249	-0.001	96	5560564	100.0	94.8	
57 4-Methyl-2-pentanone (MIBK	43	12.544	12.535	0.009	96	18611068	500.0	498.7	
$ 58 Toluene-d8 (Surr)	98	12.752	12.753	-0.001	97	8645408	100.0	97.1	
59 Toluene	92	12.880	12.871	0.009	94	5969491	100.0	95.9	
60 trans-1,3-Dichloropropene	75	13.275	13.277	-0.002	98	4516342	100.0	95.7	
61 Ethyl methacrylate	69	13.483	13.484	-0.001	95	4407283	100.0	96.7	
62 1,1,2-Trichloroethane	83	13.621	13.622	-0.001	96	2786339	100.0	95.5	
63 Tetrachloroethene	166	13.947	13.939	0.008	97	4678487	100.0	95.7	
64 1,3-Dichloropropane	76	13.957	13.948	0.009	98	5396290	100.0	94.0	
65 2-Hexanone	43	14.145	14.146	-0.001	100	12293628	500.0	505.5	
66 Chlorodibromomethane	129	14.422	14.413	0.009	98	5344496	100.0	96.0	
67 Ethylene Dibromide	107	14.649	14.650	-0.001	98	4594901	100.0	96.2	
* 68 Chlorobenzene-d5	117	15.667	15.668	-0.001	90	1939293	25.0	25.0	
69 Chlorobenzene	112	15.726	15.727	-0.001	97	7386940	100.0	96.2	
70 1,1,1,2-Tetrachloroethane	131	15.914	15.915	-0.001	98	3840529	100.0	97.1	
71 Ethylbenzene	91	16.003	15.994	0.009	99	12096059	100.0	96.1	
72 m-Xylene & p-Xylene	106	16.269	16.271	-0.002	99	8418447	200.0	194.1	
S 73 Xylenes, Total	106				0		300.0	290.7	
74 o-Xylene	106	17.208	17.209	-0.001	92	4054721	100.0	96.6	
75 Styrene	104	17.238	17.239	-0.001	93	7050237	100.0	97.4	
76 Bromoform	173	17.633	17.634	-0.001	96	4418550	100.0	98.0	
77 Isopropylbenzene	105	18.048	18.049	-0.001	96	11341208	100.0	95.3	
78 trans-1,4-Dichloro-2-buten	53	18.680	18.682	-0.002	86	977644	100.0	94.5	
$ 79 4-Bromofluorobenzene	95	18.315	18.316	-0.001	86	5748897	100.0	95.0	
80 Bromobenzene	156	18.572	18.573	-0.001	97	3929896	100.0	95.3	
81 1,1,2,2-Tetrachloroethane	83	18.582	18.583	-0.001	99	5313370	100.0	94.6	
82 1,2,3-Trichloropropane	110	18.641	18.642	-0.001	72	1205718	100.0	93.0	
83 N-Propylbenzene	120	18.789	18.790	-0.001	98	2880013	100.0	95.6	

Compound	Sig	RT (min.)	Adj RT (min.)	Dlt RT (min.)	Q	Response	Cal Amt ug/l	OnCol Amt ug/l	Flags
84 2-Chlorotoluene	126	18.908	18.899	0.009	96	2678941	100.0	95.4	
85 4-Chlorotoluene	126	19.076	19.067	0.009	98	2759997	100.0	96.5	
86 1,3,5-Trimethylbenzene	105	19.066	19.067	-0.001	74	8116015	100.0	94.5	
87 tert-Butylbenzene	119	19.520	19.521	-0.001	92	8915278	100.0	94.3	
88 1,2,4-Trimethylbenzene	105	19.589	19.581	0.008	98	8092157	100.0	95.5	
89 sec-Butylbenzene	105	19.807	19.808	-0.001	99	11932068	100.0	95.1	
90 1,3-Dichlorobenzene	146	19.935	19.927	0.008	94	5928600	100.0	96.1	
91 4-Isopropyltoluene	119	19.995	19.996	-0.001	98	9447528	100.0	94.4	
* 92 1,4-Dichlorobenzene-d4	152	20.014	20.016	-0.002	97	1088301	25.0	25.0	
93 1,4-Dichlorobenzene	146	20.044	20.035	0.009	92	5979540	100.0	94.1	
$ 94 1,2-Dichlorobenzene-d4	152	20.449	20.440	0.009	90	3699869	100.0	94.8	
95 1,2-Dichlorobenzene	146	20.469	20.470	-0.001	90	5411145	100.0	94.9	
96 n-Butylbenzene	91	20.469	20.460	0.009	98	8965683	100.0	96.5	
97 1,2-Dibromo-3-Chloropropan	75	21.250	21.251	-0.001	94	1040891	100.0	94.6	
98 1,2,4-Trichlorobenzene	180	22.080	22.081	-0.001	94	4038173	100.0	103.6	
99 Hexachlorobutadiene	225	22.257	22.259	-0.002	94	2308955	100.0	95.3	
100 Naphthalene	128	22.336	22.338	-0.002	98	6602620	100.0	104.6	
101 1,2,3-Trichlorobenzene	180	22.593	22.585	0.008	95	3473706	100.0	101.7	

Reagents:

VMLWCALaw_00260	Amount Added: 10.00	Units: uL	
VM860LWCALbw_00073	Amount Added: 10.00	Units: uL	
VM860LWCALcw_00069	Amount Added: 10.00	Units: uL	
VMTBACALw_00061	Amount Added: 4.00	Units: uL	
VM8260ISw_00072	Amount Added: 2.50	Units: uL	Run Reagent

Report Date: 18-Sep-2014 10:04:24 Chrom Revision: 2.2 18-Aug-2014 12:17:36

TestAmerica Burlington

Data File: \\BTV-LIMS1\ChromData\CHL.i\20140917-9513.b\LKO09.D

Injection Date:	17-Sep-2014 16:20:30	Instrument ID:	CHL.i	Operator ID:	MTP
Lims ID:	IC			Worklist Smp#:	9
Client ID:					
Purge Vol:	5.000 mL	Dil. Factor:	1.0000	ALS Bottle#:	8
Method:	8260_L_W	Limit Group:	VM_8260C_Limits		

Column: DB-624 (0.53 mm)

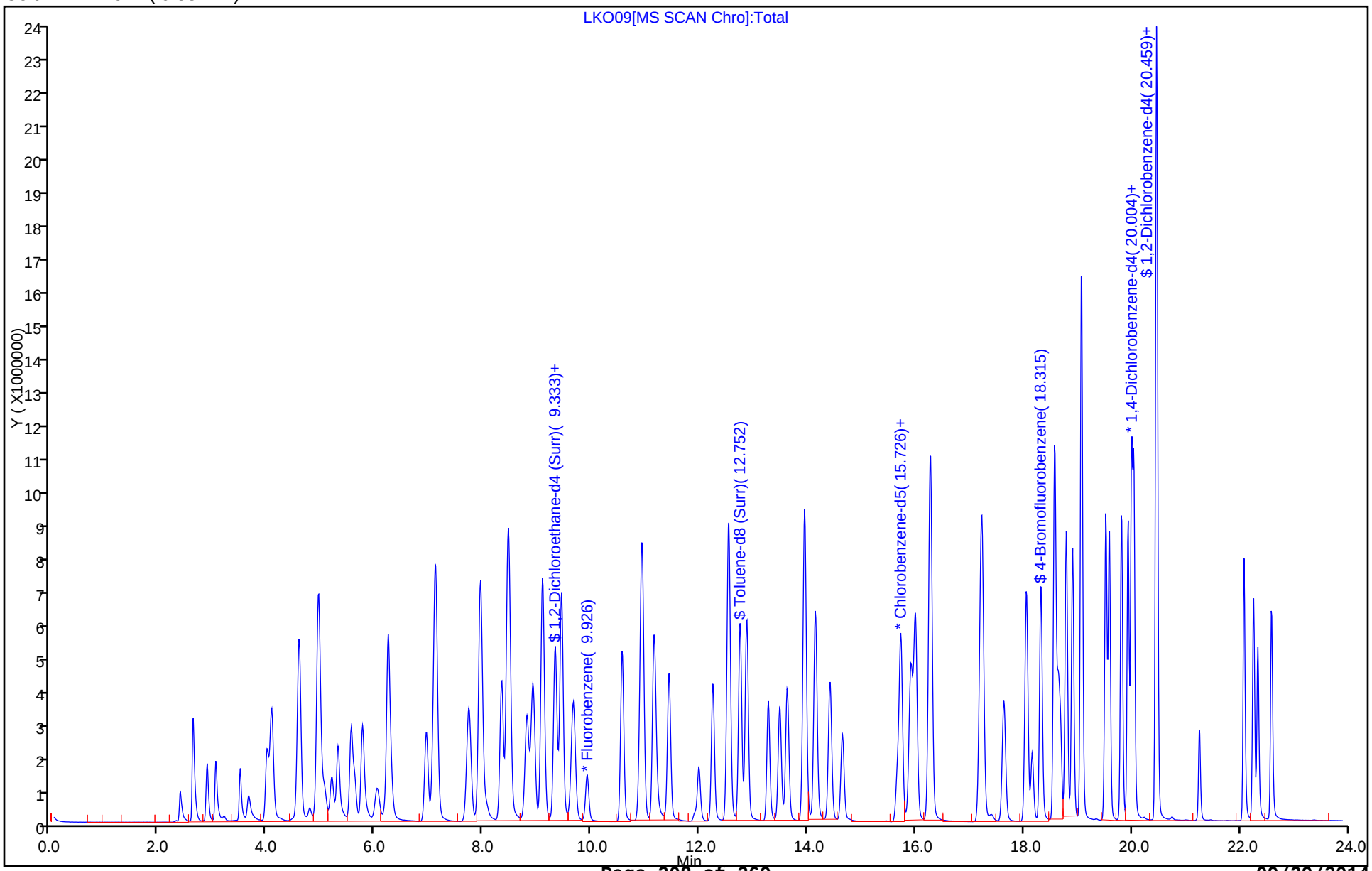

FORM VII
GC/MS VOA CONTINUING CALIBRATION DATA

Lab Name: TestAmerica Burlington Job No.: 200-24299-1

SDG No.: 200-24299

Lab Sample ID: ICV 200-77379/13 Calibration Date: 09/17/2014 17:58

Instrument ID: CHL.i Calib Start Date: 09/17/2014 13:02

GC Column: DB-624 ID: 0.53(mm) Calib End Date: 09/17/2014 16:20

Lab File ID: LKO12.D Conc. Units: ug/L Heated Purge: (Y/N) N

ANALYTE	CURVE TYPE	AVE RRF	RRF	MIN RRF	CALC AMOUNT	SPIKE AMOUNT	%D	MAX %D
Dichlorodifluoromethane	Ave	0.5484	0.5168	0.1000	23.6	25.0	-5.8	30.0
Chloromethane	Ave	0.3351	0.3135	0.1000	23.4	25.0	-6.4	30.0
Vinyl chloride	Ave	0.3586	0.3381	0.1000	23.6	25.0	-5.7	30.0
Bromomethane	Ave	0.1882	0.2014	0.1000	26.7	25.0	7.0	30.0
Chloroethane	Ave	0.1990	0.1696	0.1000	21.3	25.0	-14.8	30.0
Trichlorofluoromethane	Ave	0.5793	0.5843	0.1000	25.2	25.0	0.9	30.0
1,2-Dichloro-1,1,2-trifluoro ethane	Ave	0.6552	0.6483		24.7	25.0	-1.0	30.0
Acrolein	Ave	0.0142	0.0154		137	126	8.6	30.0
1,1-Dichloroethene	Ave	0.2847	0.2838	0.1000	24.9	25.0	-0.3	30.0
1,1,2-Trichloro-1,2,2-triflu oroethane	Ave	0.5174	0.5281	0.1000	25.5	25.0	2.1	30.0
Acetone	Lin1		0.0503*	0.1000	112	125	-10.2	30.0
Iodomethane	Ave	0.3490	0.3364		24.1	25.0	-3.6	30.0
Carbon disulfide	Ave	0.6906	0.7314	0.1000	26.5	25.0	5.9	30.0
3-Chloro-1-propene	Ave	0.4929	0.4577		23.2	25.0	-7.1	30.0
Methyl acetate	Lin1		0.0539*	0.1000	22.8	25.0	-8.9	30.0
Methylene Chloride	Ave	0.2890	0.2772	0.1000	24.0	25.0	-4.1	30.0
2-Methyl-2-propanol	Ave	0.0176	0.0178		504	500	0.8	30.0
Acrylonitrile	Ave	0.0528	0.0611		28.9	25.0	15.7	30.0
trans-1,2-Dichloroethene	Ave	0.3106	0.3140	0.1000	25.3	25.0	1.1	30.0
Methyl tert-butyl ether	Ave	0.5614	0.5729	0.1000	25.5	25.0	2.1	30.0
1,1-Dichloroethane	Ave	0.6270	0.6253	0.2000	24.9	25.0	-0.3	30.0
Vinyl acetate	Ave	0.6818	0.7762		28.5	25.0	13.8	30.0
2-Chloro-1,3-butadiene	Ave	0.4508	0.4339		24.1	25.0	-3.8	30.0
2,2-Dichloropropane	Ave	0.4372	0.4015		23.0	25.0	-8.2	30.0
cis-1,2-Dichloroethene	Ave	0.3195	0.3161	0.1000	24.7	25.0	-1.1	30.0
2-Butanone (MEK)	Lin1		0.0218*	0.1000	122	125	-2.4	30.0
Propionitrile	Ave	0.0239	0.0231		96.4	100	-3.6	30.0
Methacrylonitrile	Ave	0.0724	0.0786		27.1	25.0	8.6	30.0
Chlorobromomethane	Ave	0.1786	0.1789		25.0	25.0	0.2	30.0
Tetrahydrofuran	Ave	0.0794	0.0815		359	350	2.6	30.0
Chloroform	Ave	0.5849	0.5733	0.2000	24.5	25.0	-2.0	30.0
1,1,1-Trichloroethane	Ave	0.5028	0.4920	0.1000	24.5	25.0	-2.1	30.0
Cyclohexane	Ave	0.5236	0.5217	0.1000	24.9	25.0	-0.4	30.0
1,1-Dichloropropene	Ave	0.4721	0.4975		26.3	25.0	5.4	30.0
Carbon tetrachloride	Ave	0.4582	0.4613	0.1000	25.2	25.0	0.7	30.0
Isobutyl alcohol	Ave	0.0107	0.0111		1290	1250	3.1	30.0
Benzene	Ave	0.8676	0.8584	0.5000	24.7	25.0	-1.1	30.0
1,2-Dichloroethane	Ave	0.2980	0.2891	0.1000	24.3	25.0	-3.0	30.0
Trichloroethene	Ave	0.3829	0.3780	0.2000	24.7	25.0	-1.3	30.0
Methylcyclohexane	Ave	0.4315	0.4271	0.1000	24.7	25.0	-1.0	30.0

FORM VII
GC/MS VOA CONTINUING CALIBRATION DATA

Lab Name: TestAmerica Burlington Job No.: 200-24299-1

SDG No.: 200-24299

Lab Sample ID: ICV 200-77379/13 Calibration Date: 09/17/2014 17:58

Instrument ID: CHL.i Calib Start Date: 09/17/2014 13:02

GC Column: DB-624 ID: 0.53(mm) Calib End Date: 09/17/2014 16:20

Lab File ID: LKO12.D Conc. Units: ug/L Heated Purge: (Y/N) N

ANALYTE	CURVE TYPE	AVE RRF	RRF	MIN RRF	CALC AMOUNT	SPIKE AMOUNT	%D	MAX %D
1,2-Dichloropropane	Ave	0.3878	0.3709	0.1000	23.9	25.0	-4.4	30.0
Dibromomethane	Ave	0.3011	0.2960		24.6	25.0	-1.7	30.0
Methyl methacrylate	Ave	0.2941	0.2794		23.8	25.0	-5.0	30.0
1,4-Dioxane	Ave	0.0021	0.0021		1270	1250	1.4	30.0
Dichlorobromomethane	Ave	0.6102	0.5933	0.2000	24.3	25.0	-2.8	30.0
2-Chloroethyl vinyl ether	Ave	0.1003	0.1081		27.0	25.0	7.9	30.0
cis-1,3-Dichloropropene	Ave	0.5400	0.5168	0.2000	23.9	25.0	-4.3	30.0
4-Methyl-2-pentanone (MIBK)	Ave	0.3434	0.3306	0.1000	120	125	-3.8	30.0
Toluene	Ave	0.8027	0.7988	0.4000	24.9	25.0	-0.5	30.0
trans-1,3-Dichloropropene	Ave	0.6086	0.6014	0.1000	24.7	25.0	-1.2	30.0
Ethyl methacrylate	Ave	0.4195	0.3969		23.7	25.0	-5.4	30.0
1,1,2-Trichloroethane	Ave	0.3760	0.3703	0.1000	24.6	25.0	-1.5	30.0
Tetrachloroethene	Ave	0.6301	0.6337	0.2000	25.1	25.0	0.6	30.0
1,3-Dichloropropane	Ave	0.7399	0.7002		23.7	25.0	-5.4	30.0
2-Hexanone	Ave	0.3135	0.3167	0.1000	126	125	1.0	30.0
Chlorodibromomethane	Ave	0.7179	0.7188	0.1000	25.0	25.0	0.1	30.0
Ethylene Dibromide	Ave	0.6159	0.6114	0.1000	24.8	25.0	-0.7	30.0
Chlorobenzene	Ave	0.9900	0.9693	0.5000	24.5	25.0	-2.1	30.0
1,1,1,2-Tetrachloroethane	Ave	0.5100	0.5076		24.9	25.0	-0.5	30.0
Ethylbenzene	Ave	1.622	1.628	0.1000	25.1	25.0	0.4	30.0
m-Xylene & p-Xylene	Ave	0.5591	0.5618	0.1000	50.2	50.0	0.5	30.0
o-Xylene	Ave	0.5411	0.5353	0.3000	24.7	25.0	-1.1	30.0
Styrene	Ave	0.9330	0.9229	0.3000	24.7	25.0	-1.1	30.0
Bromoform	Ave	0.5813	0.5803	0.1000	25.0	25.0	-0.2	30.0
Isopropylbenzene	Ave	2.735	2.704	0.1000	24.7	25.0	-1.1	30.0
Bromobenzene	Ave	0.9478	0.9186		24.2	25.0	-3.1	30.0
1,1,2,2-Tetrachloroethane	Ave	1.290	1.273	0.3000	24.7	25.0	-1.3	30.0
1,2,3-Trichloropropane	Ave	0.2977	0.2930		24.6	25.0	-1.6	30.0
trans-1,4-Dichloro-2-butene	Ave	0.2378	0.2387		25.1	25.0	0.4	30.0
N-Propylbenzene	Ave	0.6918	0.6746		24.4	25.0	-2.5	30.0
2-Chlorotoluene	Ave	0.6450	0.6445		25.0	25.0	-0.0	30.0
1,3,5-Trimethylbenzene	Ave	1.972	1.949		24.7	25.0	-1.1	30.0
4-Chlorotoluene	Ave	0.6568	0.6392		24.3	25.0	-2.7	30.0
tert-Butylbenzene	Ave	2.173	2.116		24.3	25.0	-2.6	30.0
1,2,4-Trimethylbenzene	Ave	1.946	1.933		24.8	25.0	-0.7	30.0
sec-Butylbenzene	Ave	2.883	2.855		24.8	25.0	-1.0	30.0
1,3-Dichlorobenzene	Ave	1.418	1.405	0.6000	24.8	25.0	-0.9	30.0
4-Isopropyltoluene	Ave	2.299	2.273		24.7	25.0	-1.1	30.0
1,4-Dichlorobenzene	Ave	1.460	1.444	0.5000	24.7	25.0	-1.1	30.0
n-Butylbenzene	Ave	2.135	2.090		24.5	25.0	-2.1	30.0
1,2-Dichlorobenzene	Ave	1.310	1.272	0.4000	24.3	25.0	-2.9	30.0

FORM VII
GC/MS VOA CONTINUING CALIBRATION DATA

Lab Name: TestAmerica Burlington Job No.: 200-24299-1

SDG No.: 200-24299

Lab Sample ID: ICV 200-77379/13 Calibration Date: 09/17/2014 17:58

Instrument ID: CHL.i Calib Start Date: 09/17/2014 13:02

GC Column: DB-624 ID: 0.53(mm) Calib End Date: 09/17/2014 16:20

Lab File ID: LKO12.D Conc. Units: ug/L Heated Purge: (Y/N) N

ANALYTE	CURVE TYPE	AVE RRF	RRF	MIN RRF	CALC AMOUNT	SPIKE AMOUNT	%D	MAX %D
1,2-Dibromo-3-Chloropropane	Ave	0.2528	0.2435	0.0500	24.1	25.0	-3.7	30.0
1,2,4-Trichlorobenzene	Ave	0.8955	0.8794	0.2000	24.5	25.0	-1.8	30.0
Hexachlorobutadiene	Ave	0.5568	0.5286		23.7	25.0	-5.1	30.0
Naphthalene	Ave	1.451	1.495		25.8	25.0	3.0	30.0
1,2,3-Trichlorobenzene	Ave	0.7847	0.7613		24.3	25.0	-3.0	30.0
1,2-Dichloroethane-d4 (Surr)	Ave	0.2538	0.2437		24.0	25.0	-4.0	30.0
Toluene-d8 (Surr)	Ave	1.148	1.127		24.5	25.0	-1.8	30.0
4-Bromofluorobenzene	Ave	1.390	1.350		24.3	25.0	-2.9	30.0
1,2-Dichlorobenzene-d4	Ave	0.8961	0.8742		24.4	25.0	-2.4	30.0

TestAmerica Burlington
Target Compound Quantitation Report

Data File: \\BTV-LIMS1\ChromData\CHL.i\20140917-9513.b\LKO12.D
Lims ID: ICV
Client ID:
Sample Type: ICV
Inject. Date: 17-Sep-2014 17:58:30 ALS Bottle#: 11 Worklist Smp#: 13
Purge Vol: 5.000 mL Dil. Factor: 1.0000
Sample Info: 200-0009513-013
Misc. Info.: 1,5
Operator ID: MTP Instrument ID: CHL.i
Sublist:

Method: \\BTV-LIMS1\ChromData\CHL.i\20140917-9513.b\8260_L_W.m
Limit Group: VM_8260C_Limits
Last Update: 18-Sep-2014 10:04:23 Calib Date: 17-Sep-2014 16:20:30
Integrator: RTE ID Type: Deconvolution ID
Quant Method: Internal Standard Quant By: Initial Calibration
Last ICal File: \\BTV-LIMS1\ChromData\CHL.i\20140917-9513.b\LKO09.D

Column 1 : DB-624 (0.53 mm) Det: MS SCAN
Process Host: XAWRK003

First Level Reviewer: phillipsm Date: 18-Sep-2014 09:57:21

Compound	Sig	RT (min.)	Adj RT (min.)	Dlt RT (min.)	Q	Response	Cal Amt ug/l	OnCol Amt ug/l	Flags
1 Dichlorodifluoromethane	85	2.625	2.634	-0.009	99	1394099	25.0	23.6	
2 Chloromethane	50	2.892	2.891	0.001	99	845586	25.0	23.4	
3 Vinyl chloride	62	3.050	3.059	-0.009	98	912149	25.0	23.6	
5 Bromomethane	94	3.524	3.534	-0.010	100	543276	25.0	26.7	
6 Chloroethane	64	3.692	3.702	-0.010	99	457398	25.0	21.3	
7 Dichlorofluoromethane	67	4.008	4.018	-0.010	98	1663125	25.0	25.2	
8 Trichlorofluoromethane	101	4.107	4.117	-0.010	99	1576288	25.0	25.2	
9 1,2-Dichloro-1,1,2-trifluo	67	4.591	4.601	-0.010	98	1748963	25.0	24.7	
10 Ethyl ether	59	4.601	4.601	0.000	49	467769	25.0	25.8	
11 Acrolein	56	4.789	4.789	0.000	95	208492	125.7	136.5	
12 1,1-Dichloroethene	96	4.957	4.966	-0.009	95	765449	25.0	24.9	
13 1,1,2-Trichloro-1,2,2-trif	101	4.977	4.976	0.001	93	1424661	25.0	25.5	
14 Acetone	43	5.046	5.055	-0.009	86	678246	125.0	112.3	
15 Iodomethane	142	5.204	5.213	-0.009	97	907512	25.0	24.1	
16 Carbon disulfide	76	5.322	5.322	0.000	99	1972950	25.0	26.5	
17 3-Chloro-1-propene	41	5.560	5.569	-0.009	94	1234813	25.0	23.2	
18 Methyl acetate	74	5.609	5.619	-0.010	99	145260	25.0	22.8	
19 Methylene Chloride	84	5.767	5.777	-0.010	97	747682	25.0	24.0	
20 2-Methyl-2-propanol	59	6.004	6.004	0.000	100	958671	500.0	504.0	
21 Acrylonitrile	53	6.172	6.182	-0.010	95	164701	25.0	28.9	
22 trans-1,2-Dichloroethene	96	6.241	6.241	0.000	98	847069	25.0	25.3	
23 Methyl tert-butyl ether	73	6.261	6.261	0.000	97	1545543	25.0	25.5	
S 24 1,2-Dichloroethene, Total	96				0		50.0	50.0	
25 1,1-Dichloroethane	63	6.953	6.953	0.000	99	1686861	25.0	24.9	
26 Vinyl acetate	43	7.091	7.101	-0.010	62	2093843	25.0	28.5	
27 2-Chloro-1,3-butadiene	53	7.121	7.121	0.000	90	1170426	25.0	24.1	
28 Isopropyl ether	45	7.111	7.111	0.000	98	3385622	25.0	25.2	
29 Tert-butyl ethyl ether	59	7.724	7.733	-0.009	97	2314557	25.0	25.5	
30 2,2-Dichloropropane	77	7.941	7.941	0.000	94	1083025	25.0	23.0	
31 cis-1,2-Dichloroethene	96	7.941	7.941	0.000	91	852664	25.0	24.7	

Compound	Sig	RT (min.)	Adj RT (min.)	Dlt RT (min.)	Q	Response	Cal Amt ug/l	OnCol Amt ug/l	Flags
32 2-Butanone (MEK)	72	7.971	7.970	0.001	97	294590	125.0	122.0	
33 Propionitrile	54	8.060	8.049	0.011	99	248785	100.0	96.4	
34 Methacrylonitrile	67	8.316	8.316	0.000	96	211983	25.0	27.1	
35 Chlorobromomethane	128	8.346	8.346	0.000	94	482500	25.0	25.0	
36 Tetrahydrofuran	42	8.445	8.445	0.000	96	3077466	350.0	359.2	
37 Chloroform	83	8.494	8.494	0.000	98	1546525	25.0	24.5	
38 1,1,1-Trichloroethane	97	8.811	8.810	0.000	98	1327273	25.0	24.5	
39 Cyclohexane	56	8.919	8.919	0.000	96	1407297	25.0	24.9	
40 1,1-Dichloropropene	75	9.097	9.097	0.000	92	1342022	25.0	26.3	
41 Carbon tetrachloride	117	9.107	9.107	0.000	98	1244292	25.0	25.2	
$ 42 1,2-Dichloroethane-d4 (Sur	65	9.324	9.324	0.000	98	657323	25.0	24.0	
43 Isobutyl alcohol	43	9.324	9.324	0.000	92	1492979	1250.0	1289.3	
44 Benzene	78	9.443	9.443	0.000	97	2315611	25.0	24.7	
45 1,2-Dichloroethane	62	9.463	9.462	0.001	91	779940	25.0	24.3	
46 Tert-amyl methyl ether	73	9.670	9.670	0.000	96	1851210	25.0	24.4	
* 47 Fluorobenzene	96	9.927	9.927	0.000	98	2697655	25.0	25.0	
48 Trichloroethene	95	10.569	10.569	0.000	98	1019647	25.0	24.7	
49 Methylcyclohexane	83	10.925	10.925	0.000	88	1152277	25.0	24.7	
50 1,2-Dichloropropane	63	10.945	10.945	0.000	90	1000471	25.0	23.9	
51 Dibromomethane	93	11.152	11.152	0.000	98	798559	25.0	24.6	
52 Methyl methacrylate	69	11.182	11.182	0.000	98	533555	25.0	23.8	
53 1,4-Dioxane	88	11.212	11.221	-0.009	96	285253	1250.0	1267.2	
54 Dichlorobromomethane	83	11.439	11.439	0.000	98	1600549	25.0	24.3	
55 2-Chloroethyl vinyl ether	63	11.992	11.992	0.000	92	291703	25.0	27.0	
56 cis-1,3-Dichloropropene	75	12.249	12.249	0.000	96	1394195	25.0	23.9	
57 4-Methyl-2-pentanone (MIBK	43	12.536	12.535	0.001	96	4458484	125.0	120.3	
$ 58 Toluene-d8 (Surr)	98	12.753	12.753	0.000	97	2152788	25.0	24.5	
59 Toluene	92	12.872	12.871	0.001	94	1525387	25.0	24.9	
60 trans-1,3-Dichloropropene	75	13.277	13.277	0.000	98	1148430	25.0	24.7	
61 Ethyl methacrylate	69	13.484	13.484	0.000	95	1070798	25.0	23.7	
62 1,1,2-Trichloroethane	83	13.623	13.622	0.001	96	707158	25.0	24.6	
63 Tetrachloroethene	166	13.939	13.939	0.000	97	1210126	25.0	25.1	
64 1,3-Dichloropropane	76	13.949	13.948	0.001	97	1337184	25.0	23.7	
65 2-Hexanone	43	14.146	14.146	0.000	100	3023848	125.0	126.3	
66 Chlorodibromomethane	129	14.413	14.413	0.000	98	1372616	25.0	25.0	
67 Ethylene Dibromide	107	14.640	14.650	-0.010	98	1167561	25.0	24.8	
* 68 Chlorobenzene-d5	117	15.668	15.668	0.000	90	1909622	25.0	25.0	
69 Chlorobenzene	112	15.727	15.727	0.000	92	1851067	25.0	24.5	
70 1,1,1,2-Tetrachloroethane	131	15.915	15.915	0.000	97	969324	25.0	24.9	
71 Ethylbenzene	91	15.994	15.994	0.000	99	3108956	25.0	25.1	
72 m-Xylene & p-Xylene	106	16.271	16.271	0.000	99	2145588	50.0	50.2	
S 73 Xylenes, Total	106				0		75.0	75.0	
74 o-Xylene	106	17.200	17.209	-0.009	91	1022250	25.0	24.7	
75 Styrene	104	17.239	17.239	0.000	93	1762352	25.0	24.7	
76 Bromoform	173	17.634	17.634	0.000	96	1108218	25.0	25.0	
77 Isopropylbenzene	105	18.049	18.049	0.000	97	2903447	25.0	24.7	
78 trans-1,4-Dichloro-2-buten	53	18.682	18.682	0.000	87	256307	25.0	25.1	
$ 79 4-Bromofluorobenzene	95	18.316	18.316	0.000	94	1449875	25.0	24.3	
80 Bromobenzene	156	18.573	18.573	0.000	97	986453	25.0	24.2	
81 1,1,2,2-Tetrachloroethane	83	18.583	18.583	0.000	99	1366980	25.0	24.7	
82 1,2,3-Trichloropropane	110	18.642	18.642	0.000	62	314626	25.0	24.6	
83 N-Propylbenzene	120	18.791	18.790	0.001	98	724408	25.0	24.4	

Compound	Sig	RT (min.)	Adj RT (min.)	Dlt RT (min.)	Q	Response	Cal Amt ug/l	OnCol Amt ug/l	Flags
84 2-Chlorotoluene	126	18.909	18.899	0.010	96	692031	25.0	25.0	
85 4-Chlorotoluene	126	19.067	19.067	0.000	97	686375	25.0	24.3	
86 1,3,5-Trimethylbenzene	105	19.067	19.067	0.000	75	2093268	25.0	24.7	
87 tert-Butylbenzene	119	19.522	19.521	0.001	93	2271797	25.0	24.3	
88 1,2,4-Trimethylbenzene	105	19.581	19.581	0.000	98	2075318	25.0	24.8	
89 sec-Butylbenzene	105	19.808	19.808	0.000	99	3066254	25.0	24.8	
90 1,3-Dichlorobenzene	146	19.937	19.927	0.010	94	1508967	25.0	24.8	
91 4-Isopropyltoluene	119	19.996	19.996	0.000	98	2440760	25.0	24.7	
* 92 1,4-Dichlorobenzene-d4	152	20.016	20.016	0.000	97	1073825	25.0	25.0	
93 1,4-Dichlorobenzene	146	20.045	20.035	0.010	93	1550577	25.0	24.7	
$ 94 1,2-Dichlorobenzene-d4	152	20.451	20.440	0.011	86	938751	25.0	24.4	
95 1,2-Dichlorobenzene	146	20.470	20.470	0.000	93	1366069	25.0	24.3	
96 n-Butylbenzene	91	20.460	20.460	0.000	98	2244326	25.0	24.5	
97 1,2-Dibromo-3-Chloropropan	75	21.251	21.251	0.000	94	261456	25.0	24.1	
98 1,2,4-Trichlorobenzene	180	22.081	22.081	0.000	94	944328	25.0	24.5	
99 Hexachlorobutadiene	225	22.259	22.259	0.000	95	567579	25.0	23.7	
100 Naphthalene	128	22.338	22.338	0.000	98	1605236	25.0	25.8	
101 1,2,3-Trichlorobenzene	180	22.585	22.585	0.000	95	817520	25.0	24.3	

Reagents:

VM8260SUW_00070	Amount Added:	2.50	Units: uL	
VMLWSPaw_00263	Amount Added:	2.50	Units: uL	
VM8260LWSPcw_00075	Amount Added:	2.50	Units: uL	
VM8260LWSPbw_00076	Amount Added:	2.50	Units: uL	
VMTBASPw_00061	Amount Added:	1.00	Units: uL	
VM8260ISw_00072	Amount Added:	2.50	Units: uL	Run Reagent

Report Date: 18-Sep-2014 10:04:32 Chrom Revision: 2.2 18-Aug-2014 12:17:36

TestAmerica Burlington

Data File: \\BTV-LIMS1\ChromData\CHL.i\20140917-9513.b\LKO12.D

Injection Date:	17-Sep-2014 17:58:30	Instrument ID:	CHL.i	Operator ID:	MTP
Lims ID:	ICV			Worklist Smp#:	13
Client ID:					
Purge Vol:	5.000 mL	Dil. Factor:	1.0000	ALS Bottle#:	11
Method:	8260_L_W	Limit Group:	VM_8260C_Limits		

Column: DB-624 (0.53 mm)

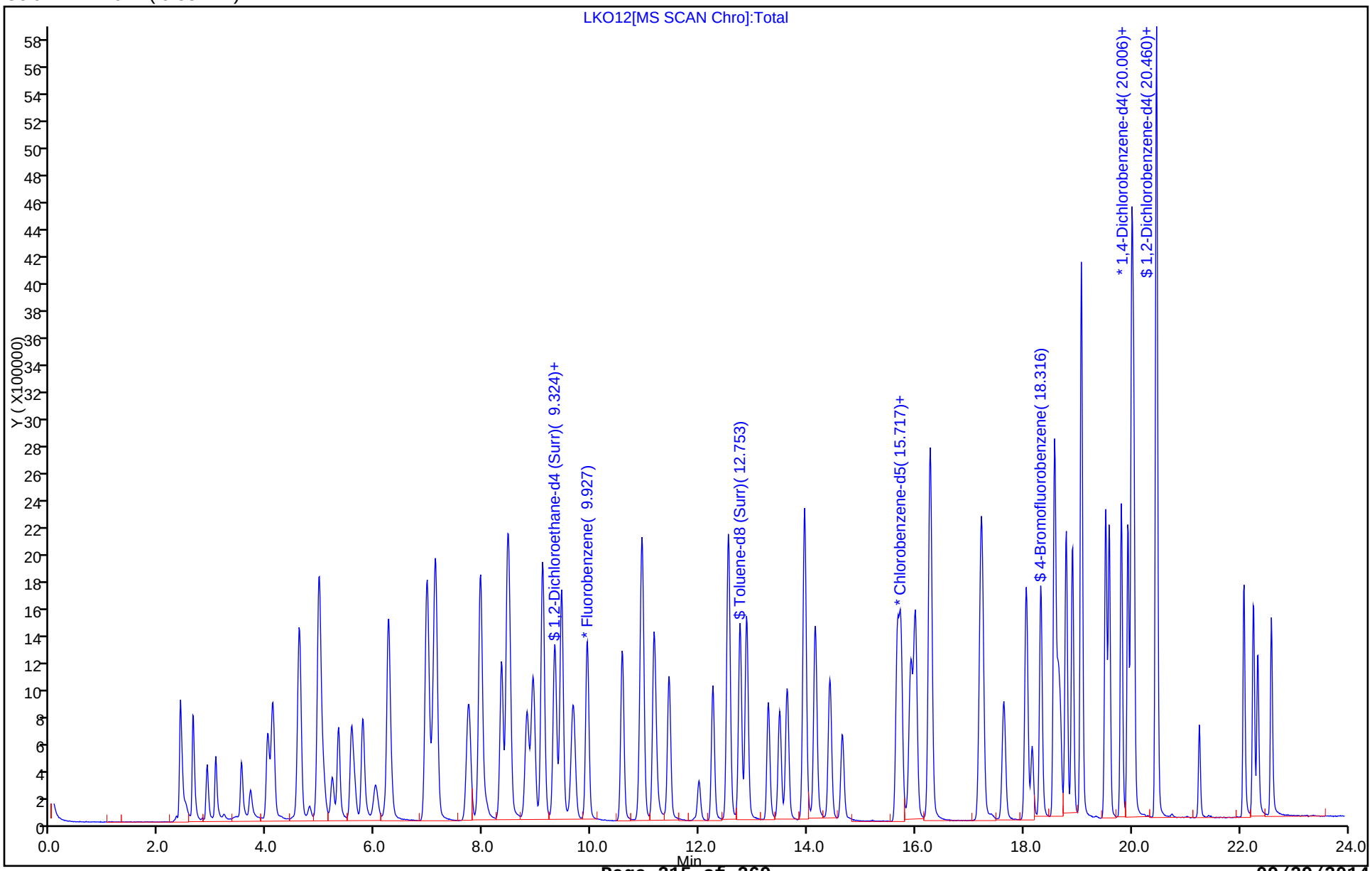

FORM VII
GC/MS VOA CONTINUING CALIBRATION DATA

Lab Name: TestAmerica Burlington Job No.: 200-24299-1

SDG No.: 200-24299

Lab Sample ID: CCVIS 200-77624/2 Calibration Date: 09/23/2014 09:34

Instrument ID: CHL.i Calib Start Date: 09/17/2014 13:02

GC Column: DB-624 ID: 0.53(mm) Calib End Date: 09/17/2014 16:20

Lab File ID: LKOB02.D Conc. Units: ug/L Heated Purge: (Y/N) N

ANALYTE	CURVE TYPE	AVE RRF	RRF	MIN RRF	CALC AMOUNT	SPIKE AMOUNT	%D	MAX %D
Dichlorodifluoromethane	Ave	0.5484	0.4006		18.3	25.0	-26.9*	20.0
Chloromethane	Ave	0.3351	0.2888		21.5	25.0	-13.8	20.0
Vinyl chloride	Ave	0.3586	0.3017		21.0	25.0	-15.9	20.0
Bromomethane	Ave	0.1882	0.2289		30.4	25.0	21.6*	20.0
Chloroethane	Ave	0.1990	0.1852		23.3	25.0	-6.9	20.0
Trichlorofluoromethane	Ave	0.5793	0.5387		23.2	25.0	-7.0	20.0
1,2-Dichloro-1,1,2-trifluoro ethane	Ave	0.6552	0.6239		23.8	25.0	-4.8	20.0
Acrolein	Ave	0.0142	0.0142		126	126	0.0	20.0
1,1-Dichloroethene	Ave	0.2847	0.2725		23.9	25.0	-4.3	20.0
1,1,2-Trichloro-1,2,2-triflu oroethane	Ave	0.5174	0.5067		24.5	25.0	-2.1	20.0
Acetone	Lin1		0.0515		115	125	-8.0	20.0
Iodomethane	Ave	0.3490	0.2316		16.6	25.0	-33.6*	20.0
Carbon disulfide	Ave	0.6906	0.6743		24.4	25.0	-2.4	20.0
3-Chloro-1-propene	Ave	0.4929	0.4976		25.2	25.0	1.0	20.0
Methyl acetate	Lin1		0.0559		23.6	25.0	-5.4	20.0
Methylene Chloride	Ave	0.2890	0.2704		23.4	25.0	-6.4	20.0
2-Methyl-2-propanol	Ave	0.0176	0.0155		439	500	-12.3	20.0
Acrylonitrile	Ave	0.0528	0.0580		27.5	25.0	9.8	20.0
trans-1,2-Dichloroethene	Ave	0.3106	0.3045		24.5	25.0	-2.0	20.0
Methyl tert-butyl ether	Ave	0.5614	0.5316		23.7	25.0	-5.3	20.0
1,1-Dichloroethane	Ave	0.6270	0.6041		24.1	25.0	-3.7	20.0
Vinyl acetate	Ave	0.6818	0.6806		25.0	25.0	-0.2	20.0
2-Chloro-1,3-butadiene	Ave	0.4508	0.4460		24.7	25.0	-1.1	20.0
2,2-Dichloropropane	Ave	0.4372	0.4618		26.4	25.0	5.6	20.0
cis-1,2-Dichloroethene	Ave	0.3195	0.3132		24.5	25.0	-2.0	20.0
2-Butanone (MEK)	Lin1		0.0216		121	125	-3.4	20.0
Propionitrile	Ave	0.0239	0.0226		94.5	100	-5.5	20.0
Methacrylonitrile	Ave	0.0724	0.0695		24.0	25.0	-4.0	20.0
Chlorobromomethane	Ave	0.1786	0.1785		25.0	25.0	-0.0	20.0
Tetrahydrofuran	Ave	0.0794	0.0765		337	350	-3.6	20.0
Chloroform	Ave	0.5849	0.5700		24.4	25.0	-2.6	20.0
1,1,1-Trichloroethane	Ave	0.5028	0.4874		24.2	25.0	-3.1	20.0
Cyclohexane	Ave	0.5236	0.5114		24.4	25.0	-2.3	20.0
1,1-Dichloropropene	Ave	0.4721	0.4609		24.4	25.0	-2.4	20.0
Carbon tetrachloride	Ave	0.4582	0.4561		24.9	25.0	-0.5	20.0
Isobutyl alcohol	Ave	0.0107	0.0093		1080	1250	-13.7	20.0
Benzene	Ave	0.8676	0.8494		24.5	25.0	-2.1	20.0
1,2-Dichloroethane	Ave	0.2980	0.2943		24.7	25.0	-1.2	20.0
Trichloroethene	Ave	0.3829	0.3702		24.2	25.0	-3.3	20.0
Methylcyclohexane	Ave	0.4315	0.4316		25.0	25.0	0.0	20.0

FORM VII
GC/MS VOA CONTINUING CALIBRATION DATA

Lab Name: TestAmerica Burlington Job No.: 200-24299-1

SDG No.: 200-24299

Lab Sample ID: CCVIS 200-77624/2 Calibration Date: 09/23/2014 09:34

Instrument ID: CHL.i Calib Start Date: 09/17/2014 13:02

GC Column: DB-624 ID: 0.53(mm) Calib End Date: 09/17/2014 16:20

Lab File ID: LKOB02.D Conc. Units: ug/L Heated Purge: (Y/N) N

ANALYTE	CURVE TYPE	AVE RRF	RRF	MIN RRF	CALC AMOUNT	SPIKE AMOUNT	%D	MAX %D
1,2-Dichloropropane	Ave	0.3878	0.3714		23.9	25.0	-4.2	20.0
Dibromomethane	Ave	0.3011	0.2922		24.3	25.0	-3.0	20.0
Methyl methacrylate	Ave	0.2941	0.2823		24.0	25.0	-4.0	20.0
1,4-Dioxane	Ave	0.0021	0.0018		1060	1250	-14.8	20.0
Dichlorobromomethane	Ave	0.6102	0.5902		24.2	25.0	-3.3	20.0
2-Chloroethyl vinyl ether	Ave	0.1003	0.1135		28.3	25.0	13.2	20.0
cis-1,3-Dichloropropene	Ave	0.5400	0.5263		24.4	25.0	-2.5	20.0
4-Methyl-2-pentanone (MIBK)	Ave	0.3434	0.3322		121	125	-3.3	20.0
Toluene	Ave	0.8027	0.7765		24.2	25.0	-3.3	20.0
trans-1,3-Dichloropropene	Ave	0.6086	0.5939		24.4	25.0	-2.4	20.0
Ethyl methacrylate	Ave	0.4195	0.4192		25.0	25.0	-0.0	20.0
1,1,2-Trichloroethane	Ave	0.3760	0.3563		23.7	25.0	-5.3	20.0
Tetrachloroethene	Ave	0.6301	0.6143		24.4	25.0	-2.5	20.0
1,3-Dichloropropane	Ave	0.7399	0.7000		23.7	25.0	-5.4	20.0
2-Hexanone	Ave	0.3135	0.3081		123	125	-1.7	20.0
Chlorodibromomethane	Ave	0.7179	0.6870		23.9	25.0	-4.3	20.0
Ethylene Dibromide	Ave	0.6159	0.5993		24.3	25.0	-2.7	20.0
Chlorobenzene	Ave	0.9900	0.9665		24.4	25.0	-2.4	20.0
1,1,1,2-Tetrachloroethane	Ave	0.5100	0.4962		24.3	25.0	-2.7	20.0
Ethylbenzene	Ave	1.622	1.578		24.3	25.0	-2.7	20.0
m-Xylene & p-Xylene	Ave	0.5591	0.5519		49.4	50.0	-1.3	20.0
o-Xylene	Ave	0.5411	0.5325		24.6	25.0	-1.6	20.0
Styrene	Ave	0.9330	0.9178		24.6	25.0	-1.6	20.0
Bromoform	Ave	0.5813	0.5563		23.9	25.0	-4.3	20.0
Isopropylbenzene	Ave	2.735	2.652		24.2	25.0	-3.0	20.0
Bromobenzene	Ave	0.9478	0.9106		24.0	25.0	-3.9	20.0
1,1,2,2-Tetrachloroethane	Ave	1.290	1.245		24.1	25.0	-3.5	20.0
1,2,3-Trichloropropane	Ave	0.2977	0.2803		23.5	25.0	-5.8	20.0
trans-1,4-Dichloro-2-butene	Ave	0.2378	0.2335		24.6	25.0	-1.8	20.0
N-Propylbenzene	Ave	0.6918	0.6835		24.7	25.0	-1.2	20.0
2-Chlorotoluene	Ave	0.6450	0.6252		24.2	25.0	-3.1	20.0
1,3,5-Trimethylbenzene	Ave	1.972	1.910		24.2	25.0	-3.1	20.0
4-Chlorotoluene	Ave	0.6568	0.6413		24.4	25.0	-2.3	20.0
tert-Butylbenzene	Ave	2.173	2.098		24.1	25.0	-3.5	20.0
1,2,4-Trimethylbenzene	Ave	1.946	1.864		23.9	25.0	-4.2	20.0
sec-Butylbenzene	Ave	2.883	2.820		24.5	25.0	-2.2	20.0
1,3-Dichlorobenzene	Ave	1.418	1.391		24.5	25.0	-1.9	20.0
4-Isopropyltoluene	Ave	2.299	2.213		24.1	25.0	-3.7	20.0
1,4-Dichlorobenzene	Ave	1.460	1.444		24.7	25.0	-1.2	20.0
1,2-Dichlorobenzene	Ave	1.310	1.272		24.3	25.0	-2.9	20.0
n-Butylbenzene	Ave	2.135	2.024		23.7	25.0	-5.2	20.0

FORM VII
GC/MS VOA CONTINUING CALIBRATION DATA

Lab Name: TestAmerica Burlington Job No.: 200-24299-1

SDG No.: 200-24299

Lab Sample ID: CCVIS 200-77624/2 Calibration Date: 09/23/2014 09:34

Instrument ID: CHL.i Calib Start Date: 09/17/2014 13:02

GC Column: DB-624 ID: 0.53(mm) Calib End Date: 09/17/2014 16:20

Lab File ID: LKOB02.D Conc. Units: ug/L Heated Purge: (Y/N) N

ANALYTE	CURVE TYPE	AVE RRF	RRF	MIN RRF	CALC AMOUNT	SPIKE AMOUNT	%D	MAX %D
1,2-Dibromo-3-Chloropropane	Ave	0.2528	0.2369		23.4	25.0	-6.3	20.0
1,2,4-Trichlorobenzene	Ave	0.8955	0.8849		24.7	25.0	-1.2	20.0
Hexachlorobutadiene	Ave	0.5568	0.5675		25.5	25.0	1.9	20.0
Naphthalene	Ave	1.451	1.469		25.3	25.0	1.3	20.0
1,2,3-Trichlorobenzene	Ave	0.7847	0.7643		24.4	25.0	-2.6	20.0
1,2-Dichloroethane-d4 (Surr)	Ave	0.2538	0.2452		24.2	25.0	-3.4	20.0
Toluene-d8 (Surr)	Ave	1.148	1.114		24.3	25.0	-3.0	20.0
4-Bromofluorobenzene	Ave	1.390	1.348		24.2	25.0	-3.0	20.0
1,2-Dichlorobenzene-d4	Ave	0.8961	0.8662		24.2	25.0	-3.3	20.0

TestAmerica Burlington
Target Compound Quantitation Report

Data File: \\BTV-LIMS1\ChromData\CHL.i\20140923-9607.b\LKOB02.D
Lims ID: CCVIS
Client ID:
Sample Type: CCVIS
Inject. Date: 23-Sep-2014 09:34:30 ALS Bottle#: 1 Worklist Smp#: 2
Purge Vol: 5.000 mL Dil. Factor: 1.0000
Sample Info: 200-0009607-002
Misc. Info.: 1,5
Operator ID: NEA Instrument ID: CHL.i
Sublist: chrom-8260_L_W*sub5

Method: \\BTV-LIMS1\ChromData\CHL.i\20140923-9607.b\8260_L_W.m
Limit Group: VM_8260C_Limits
Last Update: 24-Sep-2014 11:07:14 Calib Date: 17-Sep-2014 16:20:30
Integrator: RTE ID Type: RT Order ID
Quant Method: Internal Standard Quant By: Initial Calibration
Last ICal File: \\BTV-LIMS1\ChromData\CHL.i\20140917-9513.b\LKO09.D

Column 1 : DB-624 (0.53 mm) Det: MS SCAN
Process Host: XAWRK021

First Level Reviewer: archern Date: 23-Sep-2014 10:24:16

Compound	Sig	RT (min.)	Adj RT (min.)	Dlt RT (min.)	Q	Response	Cal Amt ug/l	OnCol Amt ug/l	Flags
1 Dichlorodifluoromethane	85	2.639	2.639	0.000	89	1197007	25.0	18.3	
2 Chloromethane	50	2.896	2.896	0.000	88	862872	25.0	21.5	
3 Vinyl chloride	62	3.054	3.054	0.000	83	901483	25.0	21.0	
5 Bromomethane	94	3.538	3.538	0.000	100	684073	25.0	30.4	
6 Chloroethane	64	3.706	3.706	0.000	97	553315	25.0	23.3	
7 Dichlorofluoromethane	67	4.022	4.022	0.000	91	1794743	25.0	24.6	
8 Trichlorofluoromethane	101	4.121	4.121	0.000	88	1609598	25.0	23.2	
9 1,2-Dichloro-1,1,2-trifluo	67	4.605	4.605	0.000	90	1864421	25.0	23.8	
10 Ethyl ether	59	4.605	4.605	0.000	49	471733	25.0	23.5	
11 Acrolein	56	4.793	4.793	0.000	92	212599	125.7	125.7	
12 1,1-Dichloroethene	96	4.961	4.961	0.000	87	814219	25.0	23.9	
13 1,1,2-Trichloro-1,2,2-trif	101	4.981	4.981	0.000	84	1513968	25.0	24.5	
14 Acetone	43	5.060	5.060	0.000	80	769432	125.0	115.0	
15 Iodomethane	142	5.218	5.218	0.000	97	692109	25.0	16.6	
16 Carbon disulfide	76	5.327	5.327	0.000	99	2014743	25.0	24.4	
17 3-Chloro-1-propene	41	5.564	5.564	0.000	85	1487005	25.0	25.2	
18 Methyl acetate	74	5.623	5.623	0.000	98	167094	25.0	23.6	
19 Methylene Chloride	84	5.771	5.771	0.000	93	808062	25.0	23.4	
20 2-Methyl-2-propanol	59	6.008	6.008	0.000	81	924429	500.0	438.7	
21 Acrylonitrile	53	6.176	6.176	0.000	94	173149	25.0	27.5	
22 trans-1,2-Dichloroethene	96	6.246	6.246	0.000	89	909912	25.0	24.5	
23 Methyl tert-butyl ether	73	6.275	6.275	0.000	97	1588425	25.0	23.7	
S 24 1,2-Dichloroethene, Total	96				0		50.0	49.0	
25 1,1-Dichloroethane	63	6.947	6.947	0.000	87	1805063	25.0	24.1	
26 Vinyl acetate	43	7.105	7.105	0.000	54	2033712	25.0	25.0	
27 2-Chloro-1,3-butadiene	53	7.125	7.125	0.000	60	1332787	25.0	24.7	
28 Isopropyl ether	45	7.115	7.115	0.000	96	3622422	25.0	24.3	
29 Tert-butyl ethyl ether	59	7.728	7.728	0.000	93	2489582	25.0	24.8	
30 2,2-Dichloropropane	77	7.945	7.945	0.000	69	1379767	25.0	26.4	
31 cis-1,2-Dichloroethene	96	7.945	7.945	0.000	84	935975	25.0	24.5	

Compound	Sig	RT (min.)	Adj RT (min.)	Dlt RT (min.)	Q	Response	Cal Amt ug/l	OnCol Amt ug/l	Flags
32 2-Butanone (MEK)	72	7.975	7.975	0.000	97	323050	125.0	120.8	
33 Propionitrile	54	8.054	8.054	0.000	93	270174	100.0	94.5	
34 Methacrylonitrile	67	8.321	8.321	0.000	48	207517	25.0	24.0	
35 Chlorobromomethane	128	8.350	8.350	0.000	86	533444	25.0	25.0	
36 Tetrahydrofuran	42	8.449	8.449	0.000	96	3200136	350.0	337.2	
37 Chloroform	83	8.489	8.489	0.000	85	1703177	25.0	24.4	
38 1,1,1-Trichloroethane	97	8.805	8.805	0.000	90	1456439	25.0	24.2	
39 Cyclohexane	56	8.923	8.923	0.000	78	1528074	25.0	24.4	
40 1,1-Dichloropropene	75	9.101	9.101	0.000	91	1377179	25.0	24.4	
41 Carbon tetrachloride	117	9.101	9.101	0.000	69	1362892	25.0	24.9	
$ 42 1,2-Dichloroethane-d4 (Sur	65	9.329	9.329	0.000	94	732649	25.0	24.2	
43 Isobutyl alcohol	43	9.319	9.319	0.000	91	1383130	1250.0	1078.3	
44 Benzene	78	9.447	9.447	0.000	92	2538065	25.0	24.5	
45 1,2-Dichloroethane	62	9.457	9.457	0.000	52	879286	25.0	24.7	
46 Tert-amyl methyl ether	73	9.665	9.665	0.000	95	2086017	25.0	24.8	
* 47 Fluorobenzene	96	9.921	9.921	0.000	97	2988122	25.0	25.0	
48 Trichloroethene	95	10.574	10.574	0.000	94	1106271	25.0	24.2	
49 Methylcyclohexane	83	10.929	10.929	0.000	79	1289592	25.0	25.0	
50 1,2-Dichloropropane	63	10.949	10.949	0.000	78	1109810	25.0	23.9	
51 Dibromomethane	93	11.147	11.147	0.000	90	873054	25.0	24.3	
52 Methyl methacrylate	69	11.176	11.176	0.000	93	611275	25.0	24.0	
53 1,4-Dioxane	88	11.216	11.216	0.000	54	265517	1250.0	1064.9	
54 Dichlorobromomethane	83	11.433	11.433	0.000	94	1763656	25.0	24.2	
55 2-Chloroethyl vinyl ether	63	11.997	11.997	0.000	84	339198	25.0	28.3	
56 cis-1,3-Dichloropropene	75	12.244	12.244	0.000	83	1572751	25.0	24.4	
57 4-Methyl-2-pentanone (MIBK	43	12.530	12.530	0.000	93	4963217	125.0	120.9	
$ 58 Toluene-d8 (Surr)	98	12.747	12.747	0.000	96	2412063	25.0	24.3	
59 Toluene	92	12.866	12.866	0.000	90	1681726	25.0	24.2	
60 trans-1,3-Dichloropropene	75	13.271	13.271	0.000	96	1286172	25.0	24.4	
61 Ethyl methacrylate	69	13.479	13.479	0.000	95	1252481	25.0	25.0	
62 1,1,2-Trichloroethane	83	13.617	13.617	0.000	92	771551	25.0	23.7	
63 Tetrachloroethene	166	13.933	13.933	0.000	92	1330320	25.0	24.4	
64 1,3-Dichloropropane	76	13.953	13.953	0.000	94	1516061	25.0	23.7	
65 2-Hexanone	43	14.141	14.141	0.000	100	3335781	125.0	122.8	
66 Chlorodibromomethane	129	14.408	14.408	0.000	95	1487734	25.0	23.9	
67 Ethylene Dibromide	107	14.645	14.645	0.000	97	1297795	25.0	24.3	
* 68 Chlorobenzene-d5	117	15.662	15.662	0.000	89	2165666	25.0	25.0	
69 Chlorobenzene	112	15.722	15.722	0.000	91	2093070	25.0	24.4	
70 1,1,1,2-Tetrachloroethane	131	15.909	15.909	0.000	93	1074675	25.0	24.3	
71 Ethylbenzene	91	15.989	15.989	0.000	99	3417957	25.0	24.3	
72 m-Xylene & p-Xylene	106	16.265	16.265	0.000	99	2390344	50.0	49.4	
S 73 Xylenes, Total	106				0		75.0	74.0	
74 o-Xylene	106	17.204	17.204	0.000	85	1153247	25.0	24.6	
75 Styrene	104	17.234	17.234	0.000	86	1987691	25.0	24.6	
76 Bromoform	173	17.629	17.629	0.000	56	1204774	25.0	23.9	
77 Isopropylbenzene	105	18.044	18.044	0.000	90	3225682	25.0	24.2	
78 trans-1,4-Dichloro-2-buten	53	18.676	18.676	0.000	27	284062	25.0	24.6	
$ 79 4-Bromofluorobenzene	95	18.311	18.311	0.000	85	1639702	25.0	24.2	
80 Bromobenzene	156	18.568	18.568	0.000	93	1107792	25.0	24.0	
81 1,1,2,2-Tetrachloroethane	83	18.577	18.577	0.000	88	1514655	25.0	24.1	
82 1,2,3-Trichloropropane	110	18.637	18.637	0.000	68	341013	25.0	23.5	
83 N-Propylbenzene	120	18.785	18.785	0.000	95	831481	25.0	24.7	

Compound	Sig	RT (min.)	Adj RT (min.)	Dlt RT (min.)	Q	Response	Cal Amt ug/l	OnCol Amt ug/l	Flags
84 2-Chlorotoluene	126	18.903	18.903	0.000	90	760550	25.0	24.2	
85 4-Chlorotoluene	126	19.062	19.062	0.000	97	780180	25.0	24.4	
86 1,3,5-Trimethylbenzene	105	19.062	19.062	0.000	73	2323733	25.0	24.2	
87 tert-Butylbenzene	119	19.516	19.516	0.000	89	2551946	25.0	24.1	
88 1,2,4-Trimethylbenzene	105	19.585	19.585	0.000	98	2267734	25.0	23.9	
89 sec-Butylbenzene	105	19.803	19.803	0.000	95	3431136	25.0	24.5	
90 1,3-Dichlorobenzene	146	19.921	19.921	0.000	81	1692733	25.0	24.5	
91 4-Isopropyltoluene	119	19.990	19.990	0.000	94	2692507	25.0	24.1	
* 92 1,4-Dichlorobenzene-d4	152	20.010	20.010	0.000	96	1216518	25.0	25.0	
93 1,4-Dichlorobenzene	146	20.030	20.030	0.000	86	1756054	25.0	24.7	
$ 94 1,2-Dichlorobenzene-d4	152	20.435	20.435	0.000	84	1053722	25.0	24.2	
95 1,2-Dichlorobenzene	146	20.455	20.455	0.000	75	1547955	25.0	24.3	
96 n-Butylbenzene	91	20.455	20.455	0.000	97	2462473	25.0	23.7	
97 1,2-Dibromo-3-Chloropropan	75	21.245	21.245	0.000	94	288232	25.0	23.4	
98 1,2,4-Trichlorobenzene	180	22.075	22.075	0.000	89	1076539	25.0	24.7	
99 Hexachlorobutadiene	225	22.243	22.243	0.000	74	690384	25.0	25.5	
100 Naphthalene	128	22.322	22.322	0.000	98	1786933	25.0	25.3	
101 1,2,3-Trichlorobenzene	180	22.579	22.579	0.000	92	929817	25.0	24.4	

Reagents:

VMLWCALaw_00260	Amount Added:	2.50	Units: uL	
VMTBACALw_00061	Amount Added:	1.00	Units: uL	
VM860LWCALcw_00069	Amount Added:	2.50	Units: uL	
VM860LWCALbw_00073	Amount Added:	2.50	Units: uL	
VM8260ISw_00072	Amount Added:	2.50	Units: uL	Run Reagent

Report Date: 24-Sep-2014 11:07:15 Chrom Revision: 2.2 18-Aug-2014 12:17:36

TestAmerica Burlington

Data File: \\BTV-LIMS1\ChromData\CHL.i\20140923-9607.b\LKOB02.D

Injection Date:	23-Sep-2014 09:34:30	Instrument ID:	CHL.i	Operator ID:	NEA
Lims ID:	CCVIS			Worklist Smp#:	2
Client ID:					
Purge Vol:	5.000 mL	Dil. Factor:	1.0000	ALS Bottle#:	1
Method:	8260_L_W	Limit Group:	VM_8260C_Limits		

Column: DB-624 (0.53 mm)

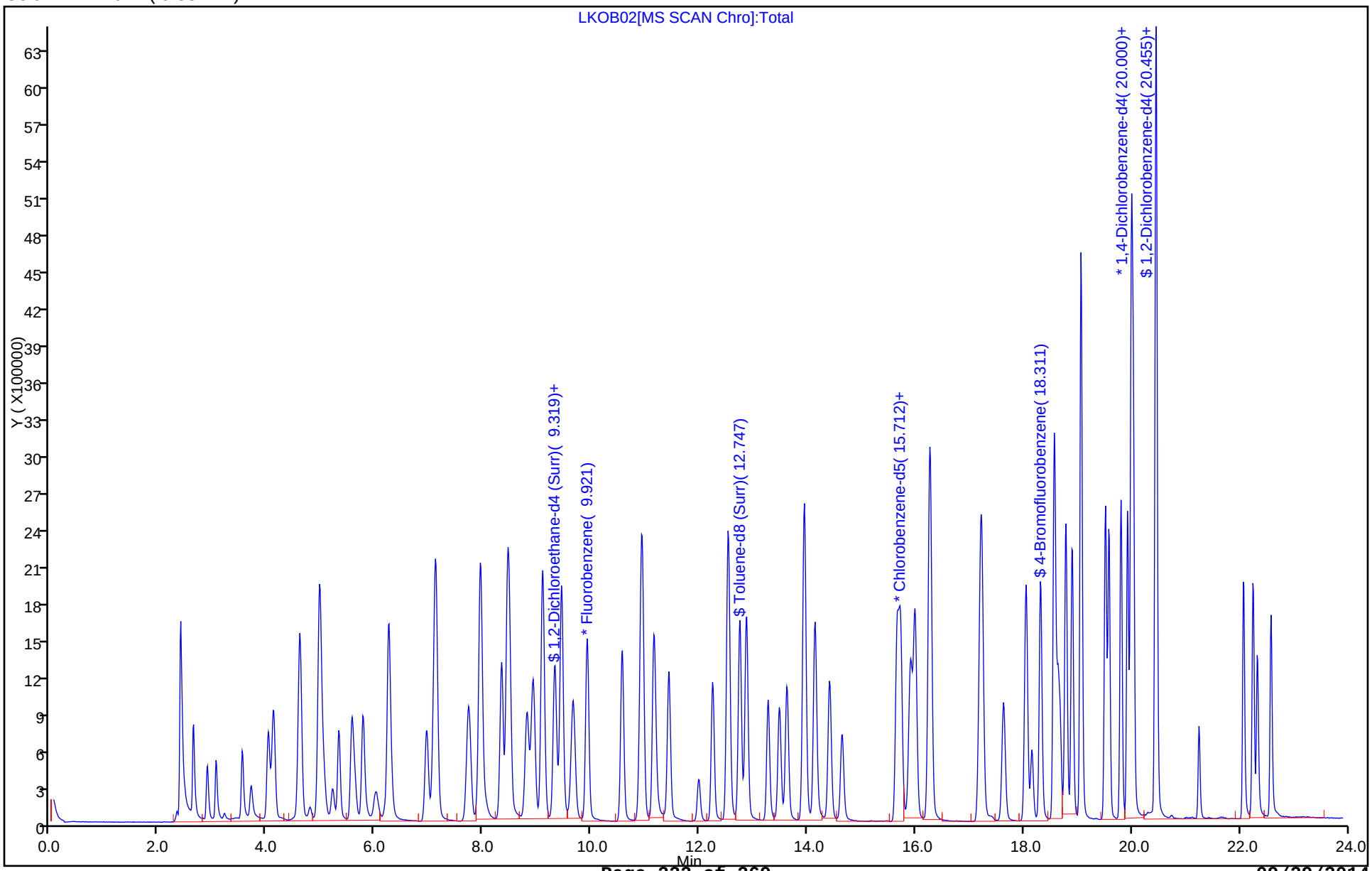

TestAmerica Burlington
Target Compound Quantitation Report

Data File:	\\BTV-LIMS1\ChromData\CHL.i\20140917-9513.b\LKO01.D				
Lims ID:	BFB				
Client ID:	TUNE				
Sample Type:	BFB				
Inject. Date:	17-Sep-2014 12:14:30	ALS Bottle#:	1	Worklist Smp#:	1
Injection Vol:	2.0 uL	Dil. Factor:	1.0000		
Sample Info:	200-0009513-001				
Misc. Info.:	1,5				
Operator ID:	MTP	Instrument ID:	CHL.i		
Method:	\\BTV-LIMS1\ChromData\CHL.i\20140917-9513.b\8260_L_W.m				
Limit Group:	VM_8260C_Limits				
Last Update:	18-Sep-2014 10:04:11	Calib Date:	17-Sep-2014 16:20:30		
Integrator:	RTE	ID Type:	Deconvolution ID		
Quant Method:	Internal Standard	Quant By:	Initial Calibration		
Last ICal File:	\\BTV-LIMS1\ChromData\CHL.i\20140917-9513.b\LKO09.D				
Column 1 :	DB-624 (0.53 mm)		Det: MS SCAN		
Process Host:	XAWRK003				

Compound	Sig	RT (min.)	Adj RT (min.)	Dlt RT (min.)	Q	Response	Cal Amt ug/l	OnCol Amt ug/l	Flags
$ 4 BFB	95	3.519	3.519	0.000	85	665894	NR	NR	7

QC Flag Legend

Processing Flags
NR - Missing Quant Standard
7 - Failed Limit of Detection

Reagents:

VMBFBw_00015 Amount Added: 2.00 Units: uL

MS Tune Report

TestAmerica Burlington

Data File:	\\BTV-LIMS1\ChromData\CHL.i\20140917-9513.b\LKO01.D				
Injection Date:	17-Sep-2014 12:14:30	Instrument ID:	CHL.i		
Lims ID:	BFB				
Client ID:	TUNE				
Operator ID:	MTP	ALS Bottle#:	1	Worklist Smp#:	1
Injection Vol:	2.0 uL	Dil. Factor:	1.0000		
Method:	8260_L_W	Limit Group:	VM_8260C_Limits		
Tune Method:	BFB Method 8260				

$ 4 BFB

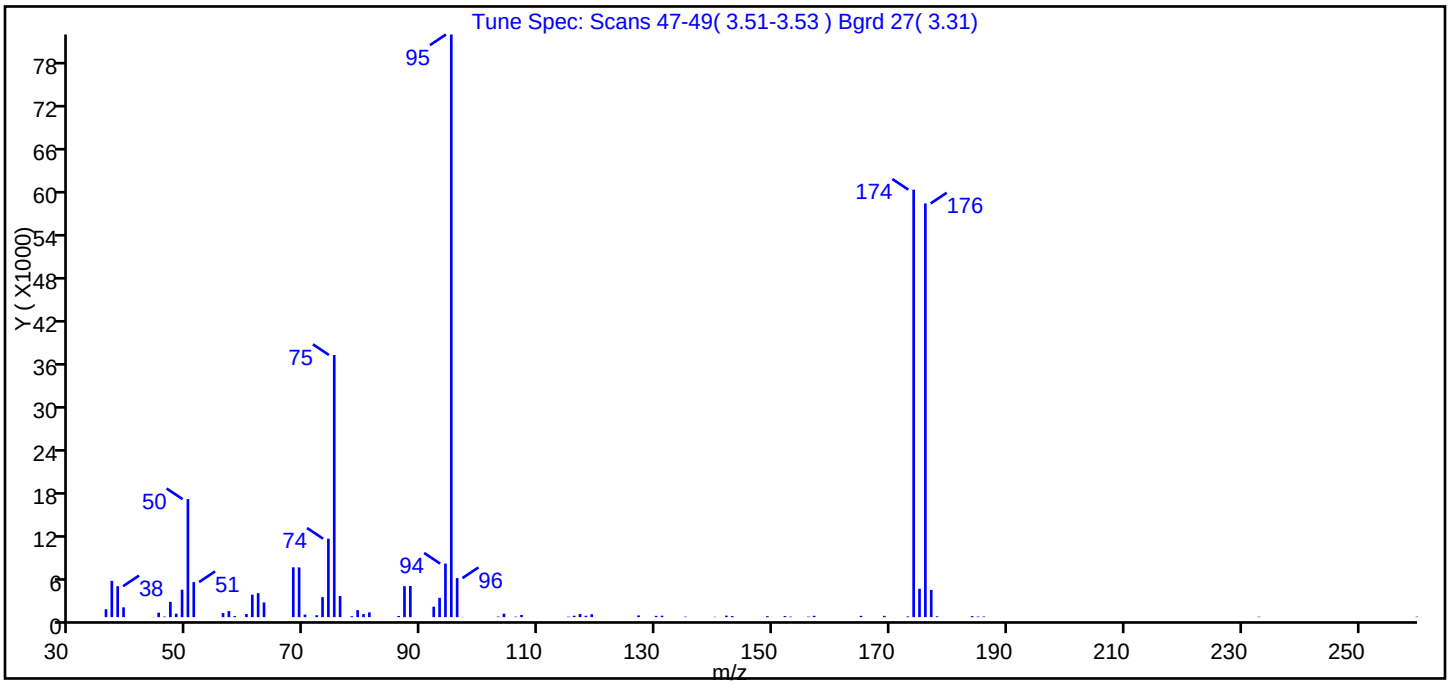

m/z	Ion Abundance Criteria	% Relative Abundance
95	Base Peak, 100% relative abundance	100.00
50	15.00 - 40.00% of mass 95	20.20
75	30.00 - 60.00% of mass 95	45.00
96	5.00 - 9.00% of mass 95	6.70
173	Less than 2.00% of mass 174	0.10 (0.20)
174	50.00 - 120.00% of mass 95	73.40
175	5.00 - 9.00% of mass 174	4.90 (6.60)
176	95.00 - 101.00% of mass 174	71.00 (96.80)
177	5.00 - 9.00% of mass 176	4.70 (6.60)

Data File: \\BTV-LIMS1\ChromData\CHL.i\20140917-9513.b\LKO01.D\8260_L_W.rslt\spectra.d
Injection Date: 17-Sep-2014 12:14:30
Spectrum: Tune Spec: Scans 47-49(3.51-3.53) Bgrd 27(3.31)
Base Peak: 95.00
Minimum % Base Peak: 0
Number of Points: 74

m/z	Y	m/z	Y	m/z	Y	m/z	Y
36.00	1114	68.00	6984	96.00	5475	152.00	155
37.00	5089	69.00	6974	97.00	24	153.00	73
38.00	4331	70.00	357	103.00	83	156.00	74
39.00	1374	72.00	267	104.00	480	157.00	187
44.00	29	73.00	2808	106.00	74	165.00	183
45.00	624	74.00	10997	107.00	310	169.00	184
46.00	85	75.00	36744	115.00	68	173.00	103
47.00	2146	76.00	2966	116.00	199	174.00	59912
48.00	485	78.00	129	117.00	450	175.00	3965
49.00	3851	79.00	980	118.00	192	176.00	57984
50.00	16536	80.00	432	119.00	406	177.00	3816
51.00	4919	81.00	667	127.00	240	178.00	120
56.00	574	86.00	163	130.00	180	184.00	146
57.00	849	87.00	4346	131.00	203	185.00	84
58.00	154	88.00	4365	135.00	68	186.00	89
60.00	438	92.00	1465	140.00	49	233.00	67
61.00	3147	93.00	2706	142.00	208	260.00	67
62.00	3361	94.00	7503	143.00	153		
63.00	2054	95.00	81664	149.00	146		

TestAmerica Burlington
Target Compound Quantitation Report

Data File:	\\BTV-LIMS1\ChromData\CHL.i\20140923-9607.b\LKOB01.D				
Lims ID:	BFB				
Client ID:	TUNE				
Sample Type:	BFB				
Inject. Date:	23-Sep-2014 09:08:30	ALS Bottle#:	1	Worklist Smp#:	1
Injection Vol:	2.0 uL	Dil. Factor:	1.0000		
Sample Info:	01				
Misc. Info.:	1,5				
Operator ID:	NEA	Instrument ID:	CHL.i		
Method:	\\BTV-LIMS1\ChromData\CHL.i\20140923-9607.b\8260_L_W.m				
Limit Group:	VM_8260C_Limits				
Last Update:	24-Sep-2014 11:07:13	Calib Date:	17-Sep-2014 16:20:30		
Integrator:	RTE	ID Type:	Deconvolution ID		
Quant Method:	Internal Standard	Quant By:	Initial Calibration		
Last ICal File:	\\BTV-LIMS1\ChromData\CHL.i\20140917-9513.b\LKO09.D				
Column 1 :	DB-624 (0.53 mm)		Det: MS SCAN		
Process Host:	XAWRK021				

Compound	Sig	RT (min.)	Adj RT (min.)	Dlt RT (min.)	Q	Response	Cal Amt ug/l	OnCol Amt ug/l	Flags
$ 4 BFB	95	3.544	3.544	0.000	87	631005	NR	NR	7

QC Flag Legend

Processing Flags
NR - Missing Quant Standard
7 - Failed Limit of Detection

Reagents:

VMBFBw_00015 Amount Added: 2.00 Units: uL

MS Tune Report

TestAmerica Burlington

Data File: \\BTV-LIMS1\ChromData\CHL.i\20140923-9607.b\LKOB01.D
Injection Date: 23-Sep-2014 09:08:30 Instrument ID: CHL.i
Lims ID: BFB
Client ID: TUNE
Operator ID: NEA ALS Bottle#: 1 Worklist Smp#: 1
Injection Vol: 2.0 uL Dil. Factor: 1.0000
Method: 8260_L_W Limit Group: VM_8260C_Limits
Tune Method: BFB Method 8260

$ 4 BFB

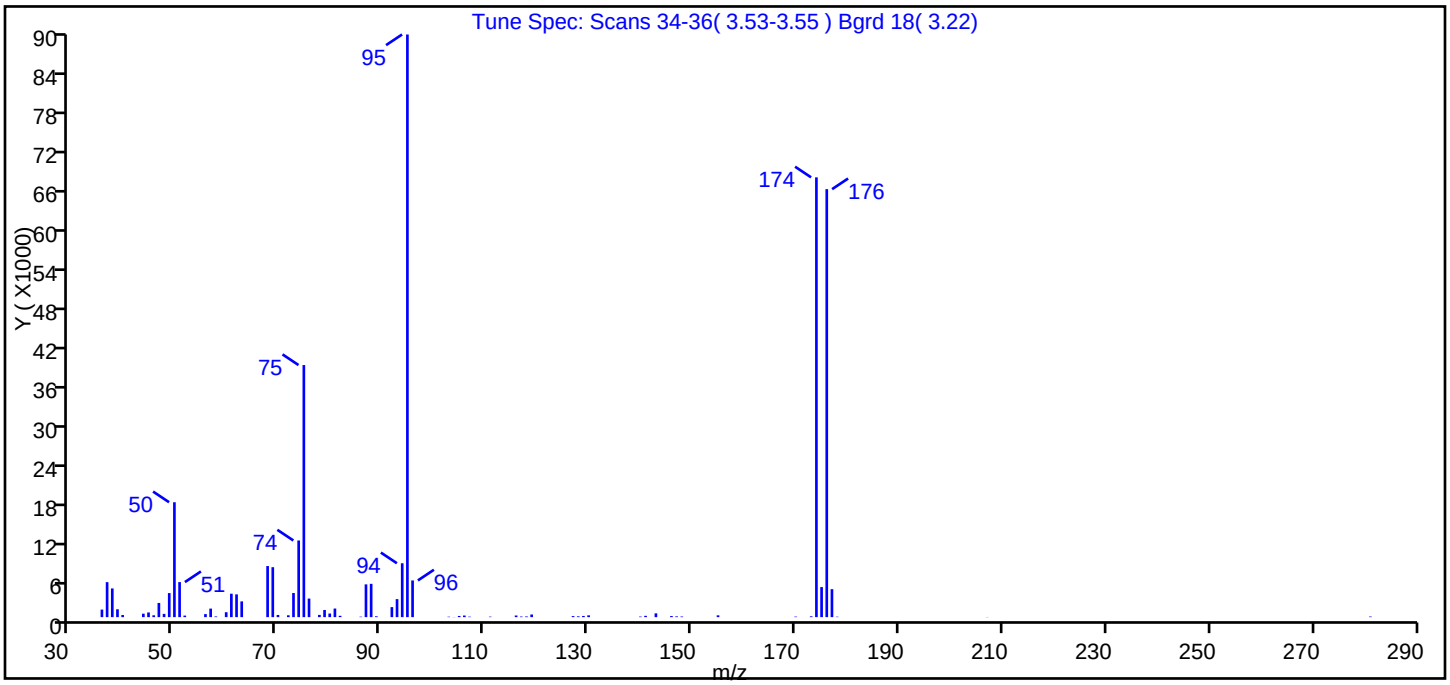

m/z	Ion Abundance Criteria	% Relative Abundance
95	Base Peak, 100% relative abundance	100.00
50	15.00 - 40.00% of mass 95	19.70
75	30.00 - 60.00% of mass 95	43.30
96	5.00 - 9.00% of mass 95	6.30
173	Less than 2.00% of mass 174	0.10 (0.20)
174	50.00 - 120.00% of mass 95	75.50
175	5.00 - 9.00% of mass 174	5.20 (6.80)
176	95.00 - 101.00% of mass 174	73.50 (97.30)
177	5.00 - 9.00% of mass 176	4.80 (6.50)

Data File: \\BTV-LIMS1\ChromData\CHL.i\20140923-9607.b\LKOB01.D\8260_L_W.rslt\spectra.d
Injection Date: 23-Sep-2014 09:08:30
Spectrum: Tune Spec: Scans 34-36(3.53-3.55) Bgrd 18(3.22)
Base Peak: 95.00
Minimum % Base Peak: 0
Number of Points: 73

m/z	Y	m/z	Y	m/z	Y	m/z	Y
36.00	1157	62.00	3487	92.00	1533	140.00	88
37.00	5360	63.00	2412	93.00	2760	141.00	201
38.00	4396	68.00	7822	94.00	8252	143.00	579
39.00	1205	69.00	7645	95.00	89200	146.00	168
40.00	322	70.00	336	96.00	5620	147.00	116
44.00	531	72.00	284	103.00	68	148.00	97
45.00	717	73.00	3694	104.00	20	155.00	278
46.00	284	74.00	11737	105.00	179	170.00	81
47.00	2171	75.00	38592	106.00	246	173.00	128
48.00	502	76.00	2845	107.00	75	174.00	67328
49.00	3683	78.00	344	111.00	75	175.00	4600
50.00	17592	79.00	1095	116.00	252	176.00	65520
51.00	5366	80.00	553	117.00	93	177.00	4285
52.00	237	81.00	1317	118.00	108	178.00	68
56.00	468	82.00	203	119.00	406	207.00	24
57.00	1309	86.00	71	127.00	161	281.00	92
58.00	107	87.00	5018	128.00	122		
60.00	757	88.00	5100	129.00	180		
61.00	3588	89.00	131	130.00	275		

FORM I
GC/MS VOA ORGANICS ANALYSIS DATA SHEET

Lab Name: TestAmerica Burlington Job No.: 200-24299-1

SDG No.: 200-24299

Client Sample ID: Lab Sample ID: MB 200-77624/5

Matrix: Water Lab File ID: LKOB05.D

Analysis Method: 8260C Date Collected:

Sample wt/vol: 5(mL) Date Analyzed: 09/23/2014 11:12

Soil Aliquot Vol: Dilution Factor: 1

Soil Extract Vol.: GC Column: DB-624 ID: 0.53(mm)

% Moisture: Level: (low/med) Low

Analysis Batch No.: 77624 Units: ug/L

CAS NO.	COMPOUND NAME	RESULT	Q	LOQ	LOD	DL
75-71-8	Dichlorodifluoromethane	0.20	U	1.0	0.20	0.19
74-87-3	Chloromethane	0.20	U	1.0	0.20	0.19
75-01-4	Vinyl chloride	0.26	U	1.0	0.26	0.23
74-83-9	Bromomethane	0.355	J	1.0	0.26	0.22
75-00-3	Chloroethane	0.26	U	1.0	0.26	0.20
75-69-4	Trichlorofluoromethane	0.26	U	1.0	0.26	0.20
75-35-4	1,1-Dichloroethene	0.20	U	1.0	0.20	0.12
76-13-1	1,1,2-Trichloro-1,2,2-trifl uoroethane	0.20	U	1.0	0.20	0.11
67-64-1	Acetone	1.0	U	5.0	1.0	0.68
74-88-4	Iodomethane	0.20	U	1.0	0.20	0.17
75-15-0	Carbon disulfide	0.166	J	1.0	0.20	0.16
79-20-9	Methyl acetate	0.51	U	1.0	0.51	0.21
75-09-2	Methylene Chloride	0.20	U	1.0	0.20	0.15
156-60-5	trans-1,2-Dichloroethene	0.20	U	1.0	0.20	0.14
540-59-0	1,2-Dichloroethene, Total	0.40	U	1.0	0.40	0.26
1634-04-4	Methyl tert-butyl ether	0.20	U	1.0	0.20	0.090
75-34-3	1,1-Dichloroethane	0.20	U	1.0	0.20	0.10
108-05-4	Vinyl acetate	0.31	U	1.0	0.31	0.13
594-20-7	2,2-Dichloropropane	0.20	U	1.0	0.20	0.10
156-59-2	cis-1,2-Dichloroethene	0.20	U	1.0	0.20	0.14
78-93-3	2-Butanone (MEK)	1.0	U	5.0	1.0	0.81
74-97-5	Chlorobromomethane	0.20	U	1.0	0.20	0.15
109-99-9	Tetrahydrofuran	2.8	U	14	2.8	1.6
67-66-3	Chloroform	0.20	U	1.0	0.20	0.11
71-55-6	1,1,1-Trichloroethane	0.20	U	1.0	0.20	0.070
110-82-7	Cyclohexane	0.20	U	1.0	0.20	0.10
563-58-6	1,1-Dichloropropene	0.20	U	1.0	0.20	0.080
56-23-5	Carbon tetrachloride	0.20	U	1.0	0.20	0.080
78-83-1	Isobutyl alcohol	10	U	50	10	7.2
71-43-2	Benzene	0.20	U	1.0	0.20	0.080
107-06-2	1,2-Dichloroethane	0.51	U	1.0	0.51	0.16
79-01-6	Trichloroethene	0.20	U	1.0	0.20	0.13
108-87-2	Methylcyclohexane	0.20	U	1.0	0.20	0.070
78-87-5	1,2-Dichloropropane	0.31	U	1.0	0.31	0.12
74-95-3	Dibromomethane	0.26	U	1.0	0.26	0.22

FORM I
GC/MS VOA ORGANICS ANALYSIS DATA SHEET

Lab Name: TestAmerica Burlington Job No.: 200-24299-1

SDG No.: 200-24299

Client Sample ID: Lab Sample ID: MB 200-77624/5

Matrix: Water Lab File ID: LKOB05.D

Analysis Method: 8260C Date Collected:

Sample wt/vol: 5(mL) Date Analyzed: 09/23/2014 11:12

Soil Aliquot Vol: Dilution Factor: 1

Soil Extract Vol.: GC Column: DB-624 ID: 0.53(mm)

% Moisture: Level: (low/med) Low

Analysis Batch No.: 77624 Units: ug/L

CAS NO.	COMPOUND NAME	RESULT	Q	LOQ	LOD	DL
123-91-1	1,4-Dioxane	6.92	J	50	10	5.2
75-27-4	Dichlorobromomethane	0.20	U	1.0	0.20	0.090
110-75-8	2-Chloroethyl vinyl ether	0.51	U	1.0	0.51	0.16
10061-01-5	cis-1,3-Dichloropropene	0.26	U	1.0	0.26	0.14
108-10-1	4-Methyl-2-pentanone (MIBK)	1.0	U	5.0	1.0	0.65
108-88-3	Toluene	0.20	U	1.0	0.20	0.090
10061-02-6	trans-1,3-Dichloropropene	0.20	U	1.0	0.20	0.19
79-00-5	1,1,2-Trichloroethane	0.20	U	1.0	0.20	0.12
127-18-4	Tetrachloroethene	0.20	U	1.0	0.20	0.11
142-28-9	1,3-Dichloropropane	0.20	U	1.0	0.20	0.10
591-78-6	2-Hexanone	1.0	U	5.0	1.0	0.72
124-48-1	Chlorodibromomethane	0.20	U	1.0	0.20	0.10
106-93-4	Ethylene Dibromide	0.20	U	1.0	0.20	0.14
108-90-7	Chlorobenzene	0.20	U	1.0	0.20	0.090
630-20-6	1,1,1,2-Tetrachloroethane	0.20	U	1.0	0.20	0.10
100-41-4	Ethylbenzene	0.20	U	1.0	0.20	0.090
179601-23-1	m-Xylene & p-Xylene	0.40	U	1.0	0.40	0.18
95-47-6	o-Xylene	0.20	U	1.0	0.20	0.080
1330-20-7	Xylenes, Total	0.60	U	1.0	0.60	0.26
100-42-5	Styrene	0.20	U	1.0	0.20	0.10
75-25-2	Bromoform	0.20	U	1.0	0.20	0.060
98-82-8	Isopropylbenzene	0.20	U	1.0	0.20	0.070
108-86-1	Bromobenzene	0.20	U	1.0	0.20	0.13
79-34-5	1,1,2,2-Tetrachloroethane	0.31	U	1.0	0.31	0.10
96-18-4	1,2,3-Trichloropropane	0.20	U	1.0	0.20	0.11
103-65-1	N-Propylbenzene	0.20	U	1.0	0.20	0.10
95-49-8	2-Chlorotoluene	0.20	U	1.0	0.20	0.10
106-43-4	4-Chlorotoluene	0.20	U	1.0	0.20	0.12
108-67-8	1,3,5-Trimethylbenzene	0.20	U	1.0	0.20	0.080
98-06-6	tert-Butylbenzene	0.20	U	1.0	0.20	0.060
95-63-6	1,2,4-Trimethylbenzene	0.20	U	1.0	0.20	0.090
135-98-8	sec-Butylbenzene	0.20	U	1.0	0.20	0.080
99-87-6	4-Isopropyltoluene	0.20	U	1.0	0.20	0.090
541-73-1	1,3-Dichlorobenzene	0.20	U	1.0	0.20	0.11
106-46-7	1,4-Dichlorobenzene	0.20	U	1.0	0.20	0.16
95-50-1	1,2-Dichlorobenzene	0.20	U	1.0	0.20	0.13

FORM I
GC/MS VOA ORGANICS ANALYSIS DATA SHEET

Lab Name: TestAmerica Burlington Job No.: 200-24299-1

SDG No.: 200-24299

Client Sample ID: Lab Sample ID: MB 200-77624/5

Matrix: Water Lab File ID: LKOB05.D

Analysis Method: 8260C Date Collected:

Sample wt/vol: 5(mL) Date Analyzed: 09/23/2014 11:12

Soil Aliquot Vol: Dilution Factor: 1

Soil Extract Vol.: GC Column: DB-624 ID: 0.53(mm)

% Moisture: Level: (low/med) Low

Analysis Batch No.: 77624 Units: ug/L

CAS NO.	COMPOUND NAME	RESULT	Q	LOQ	LOD	DL
104-51-8	n-Butylbenzene	0.0981	J	1.0	0.20	0.080
96-12-8	1,2-Dibromo-3-Chloropropane	0.20	U	1.0	0.20	0.19
120-82-1	1,2,4-Trichlorobenzene	0.160	J	1.0	0.20	0.10
87-68-3	Hexachlorobutadiene	0.213	J	1.0	0.20	0.16
91-20-3	Naphthalene	0.298	J	1.0	0.20	0.18
87-61-6	1,2,3-Trichlorobenzene	0.214	J	1.0	0.20	0.15

CAS NO.	SURROGATE	%REC	Q	LIMITS
17060-07-0	1,2-Dichloroethane-d4 (Surr)	98		80-120
2037-26-5	Toluene-d8 (Surr)	98		80-120
460-00-4	4-Bromofluorobenzene	99		80-125
2199-69-1	1,2-Dichlorobenzene-d4	100		75-120

TestAmerica Burlington
Target Compound Quantitation Report

Data File: \\BTV-LIMS1\ChromData\CHL.i\20140923-9607.b\LKOB05.D
Lims ID: MB
Client ID:
Sample Type: MB
Inject. Date: 23-Sep-2014 11:12:30 ALS Bottle#: 4 Worklist Smp#: 5
Purge Vol: 5.000 mL Dil. Factor: 1.0000
Sample Info: 200-0009607-005
Misc. Info.: 1,5
Operator ID: NEA Instrument ID: CHL.i

Method: \\BTV-LIMS1\ChromData\CHL.i\20140923-9607.b\8260_L_W.m
Limit Group: VM_8260C_Limits
Last Update: 24-Sep-2014 11:07:14 Calib Date: 17-Sep-2014 16:20:30
Integrator: RTE ID Type: Deconvolution ID
Quant Method: Internal Standard Quant By: Initial Calibration
Last ICal File: \\BTV-LIMS1\ChromData\CHL.i\20140917-9513.b\LKO09.D

Column 1 : DB-624 (0.53 mm) Det: MS SCAN
Process Host: XAWRK021

First Level Reviewer: archern Date: 23-Sep-2014 11:50:08

Compound	Sig	RT (min.)	Adj RT (min.)	Dlt RT (min.)	Q	Response	Cal Amt ug/l	OnCol Amt ug/l	Flags
2 Chloromethane	50	2.882	2.896	-0.014	86	4491		0.1112	7
5 Bromomethane	94	3.554	3.538	0.016	92	8063		0.3553	
16 Carbon disulfide	76	5.323	5.327	-0.004	96	13839		0.1662	
19 Methylene Chloride	84	5.768	5.771	-0.003	94	5061		0.1453	7
36 Tetrahydrofuran	42	8.465	8.449	0.016	69	3743		0.3911	7
$ 42 1,2-Dichloroethane-d4 (Sur	65	9.325	9.329	-0.004	35	752943	25.0	24.6	
* 47 Fluorobenzene	96	9.918	9.921	-0.003	97	3013865	25.0	25.0	
53 1,4-Dioxane	88	11.232	11.216	0.016	63	1741		6.92	7
$ 58 Toluene-d8 (Surr)	98	12.754	12.747	0.007	97	2430446	25.0	24.4	
* 68 Chlorobenzene-d5	117	15.659	15.662	-0.003	90	2166502	25.0	25.0	
$ 79 4-Bromofluorobenzene	95	18.317	18.311	0.006	86	1612553	25.0	24.7	
80 Bromobenzene	156	18.584	18.568	0.016	30	1649		0.0371	7
85 4-Chlorotoluene	126	19.088	19.062	0.026	89	1126		0.0366	7
86 1,3,5-Trimethylbenzene	105	19.068	19.062	0.006	61	2480		0.0268	7
87 tert-Butylbenzene	119	19.532	19.516	0.016	5	2546		0.0250	7
90 1,3-Dichlorobenzene	146	19.928	19.921	0.007	85	5106		0.0768	7
* 92 1,4-Dichlorobenzene-d4	152	20.007	20.010	-0.003	97	1171995	25.0	25.0	
$ 94 1,2-Dichlorobenzene-d4	152	20.441	20.435	0.006	87	1049849	25.0	25.0	
96 n-Butylbenzene	91	20.461	20.455	0.006	51	9820		0.0981	7
98 1,2,4-Trichlorobenzene	180	22.082	22.075	0.007	88	6719		0.1600	7
99 Hexachlorobutadiene	225	22.250	22.243	0.007	91	5563		0.2131	
100 Naphthalene	128	22.339	22.322	0.017	96	20295		0.2984	
101 1,2,3-Trichlorobenzene	180	22.586	22.579	0.007	94	7883		0.2143	

QC Flag Legend

Processing Flags
7 - Failed Limit of Detection

Reagents:

VM8260SUW_00070 Amount Added: 2.50 Units: uL
VM8260ISw_00072 Amount Added: 2.50 Units: uL Run Reagent

Report Date: 24-Sep-2014 11:07:21 Chrom Revision: 2.2 18-Aug-2014 12:17:36

TestAmerica Burlington

Data File: \\BTV-LIMS1\ChromData\CHL.i\20140923-9607.b\LKOB05.D

Injection Date:	23-Sep-2014 11:12:30	Instrument ID:	CHL.i	Operator ID:	NEA
Lims ID:	MB			Worklist Smp#:	5
Client ID:					
Purge Vol:	5.000 mL	Dil. Factor:	1.0000	ALS Bottle#:	4
Method:	8260_L_W	Limit Group:	VM_8260C_Limits		

Column: DB-624 (0.53 mm)

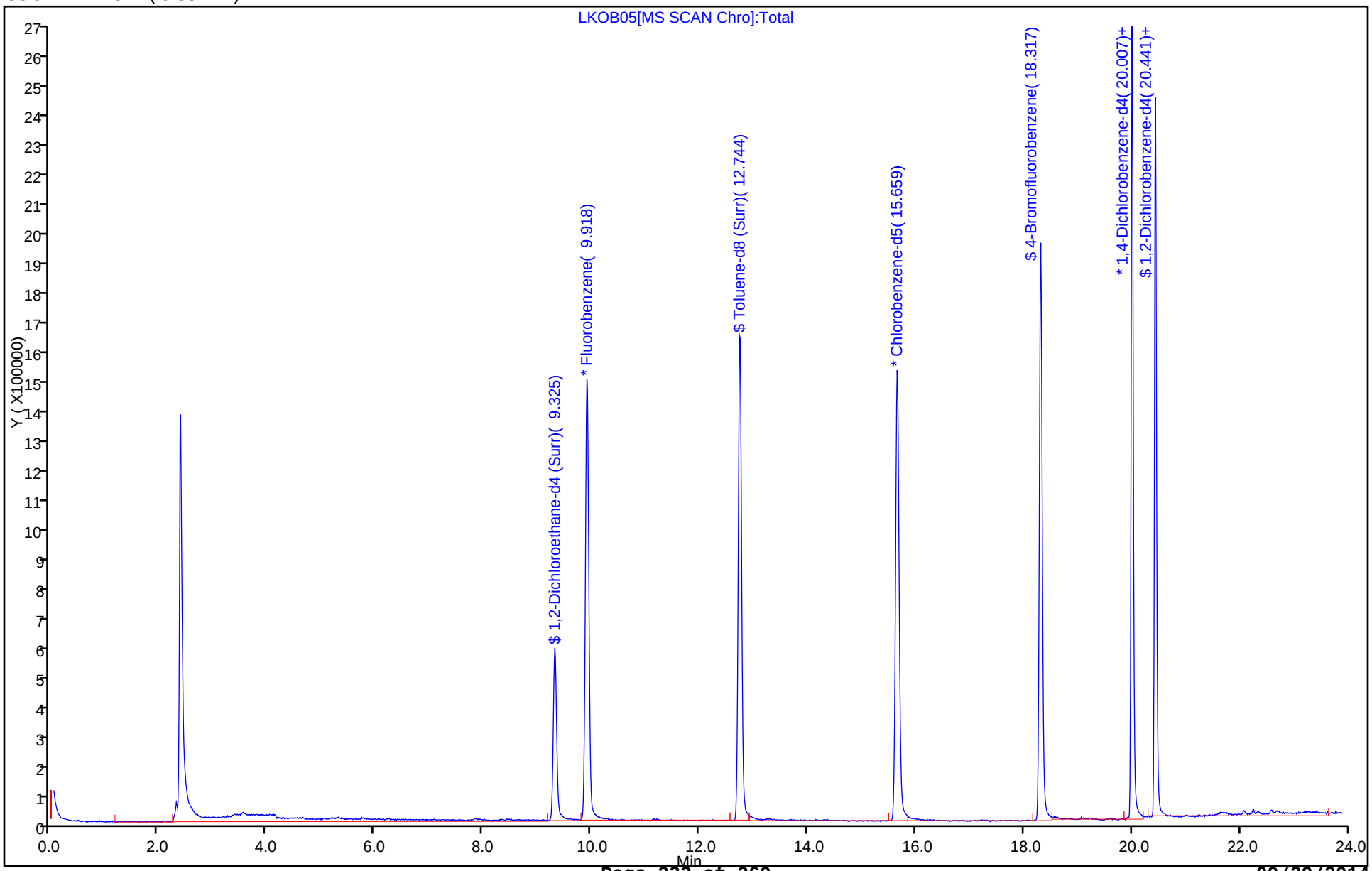

Report Date: 24-Sep-2014 11:07:22 Chrom Revision: 2.2 18-Aug-2014 12:17:36

TestAmerica Burlington

Data File: \\BTV-LIMS1\ChromData\CHL.i\20140923-9607.b\LKOB05.D

Injection Date: 23-Sep-2014 11:12:30 Instrument ID: CHL.i

Lims ID: MB

Client ID:

Operator ID: NEA ALS Bottle#: 4 Worklist Smp#: 5

Purge Vol: 5.000 mL Dil. Factor: 1.0000

Method: 8260_L_W Limit Group: VM_8260C_Limits

Column: DB-624 (0.53 mm) Detector MS SCAN

5 Bromomethane, CAS: 74-83-9

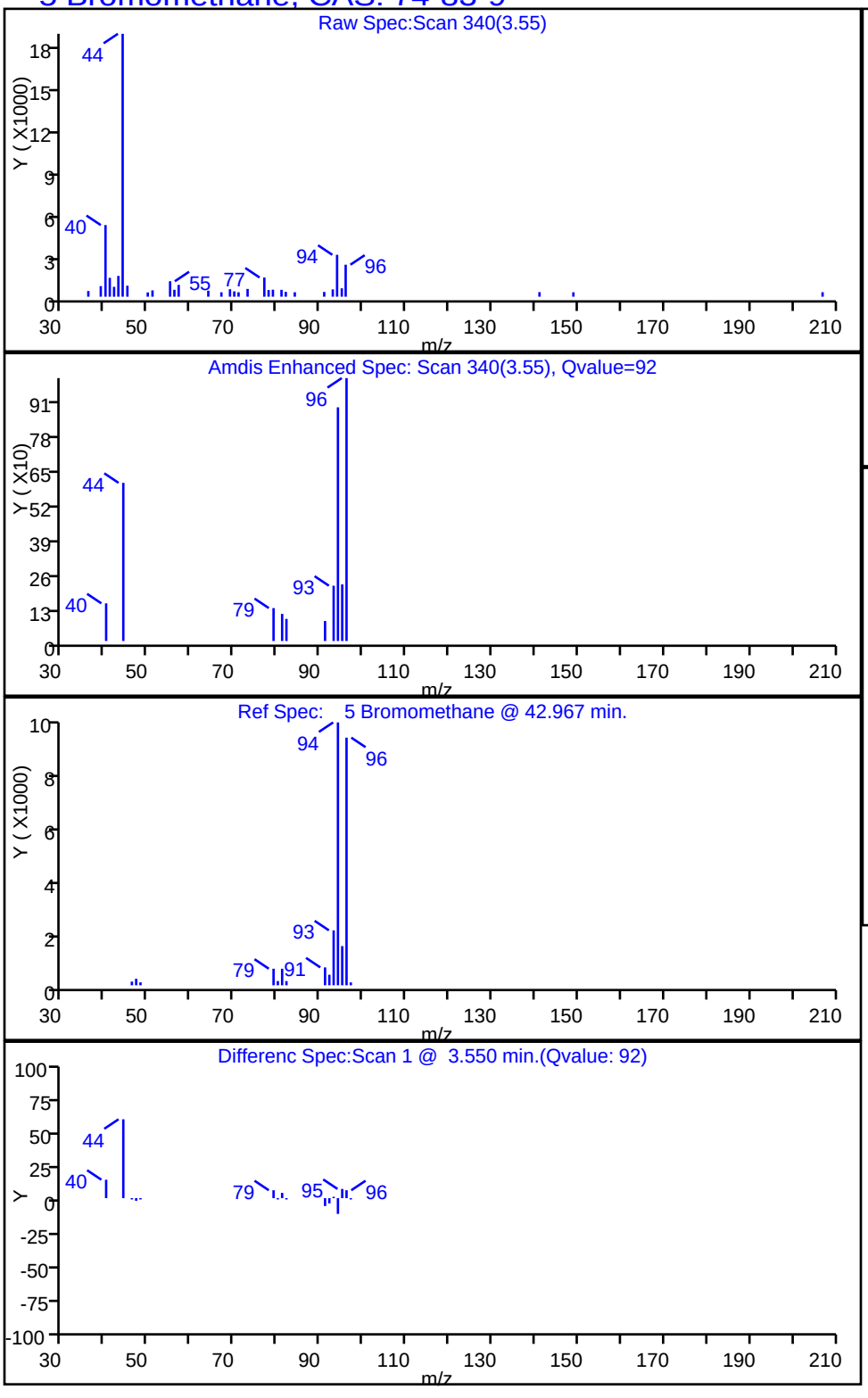

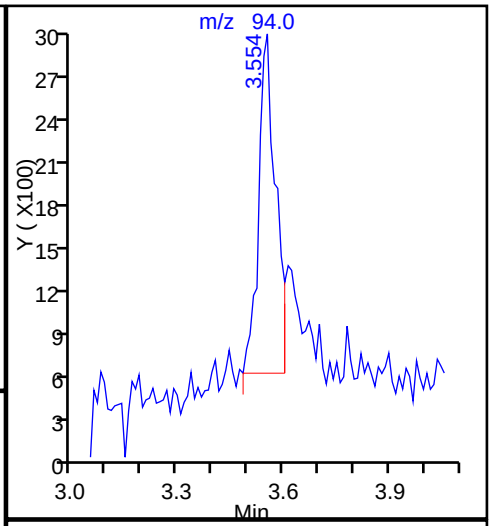

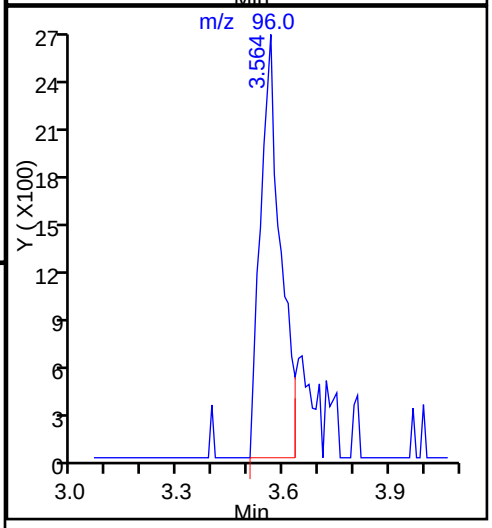

Data File: \\BTV-LIMS1\ChromData\CHL.i\20140923-9607.b\LKOB05.D
Injection Date: 23-Sep-2014 11:12:30 Instrument ID: CHL.i
Lims ID: MB
Client ID:
Operator ID: NEA ALS Bottle#: 4 Worklist Smp#: 5
Purge Vol: 5.000 mL Dil. Factor: 1.0000
Method: 8260_L_W Limit Group: VM_8260C_Limits
Column: DB-624 (0.53 mm) Detector MS SCAN

16 Carbon disulfide, CAS: 75-15-0

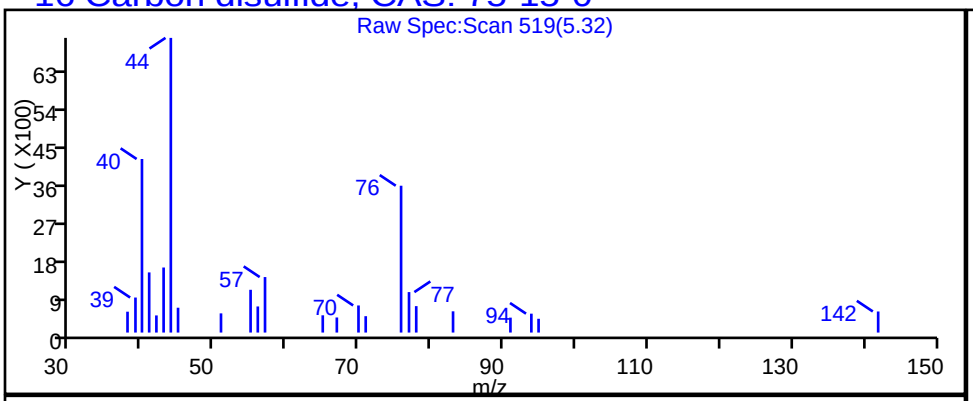

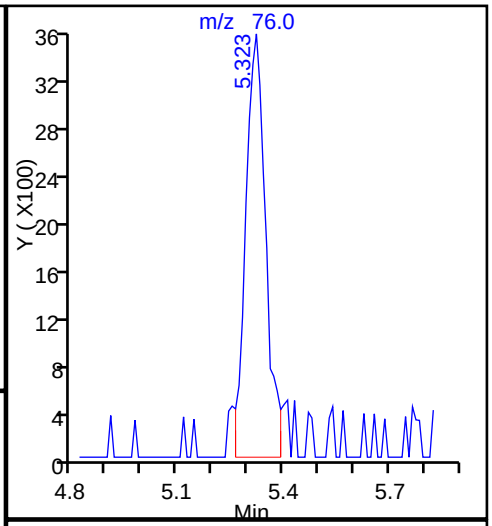

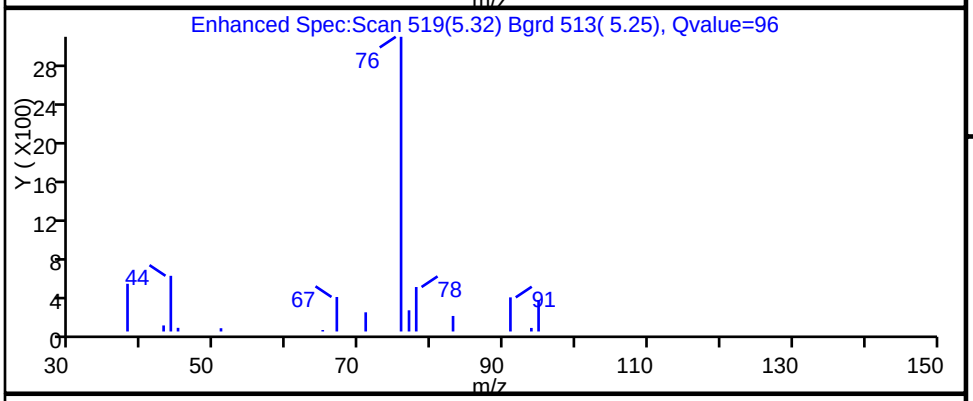

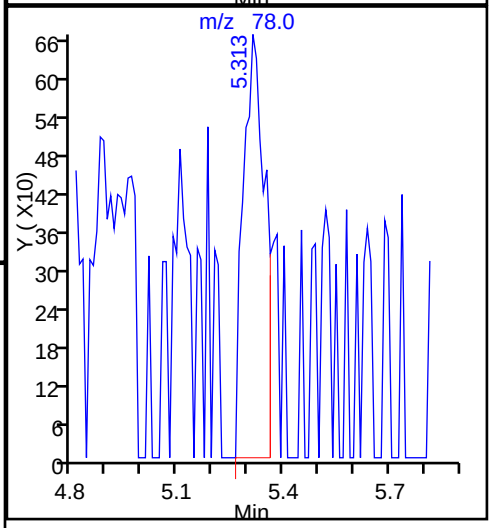

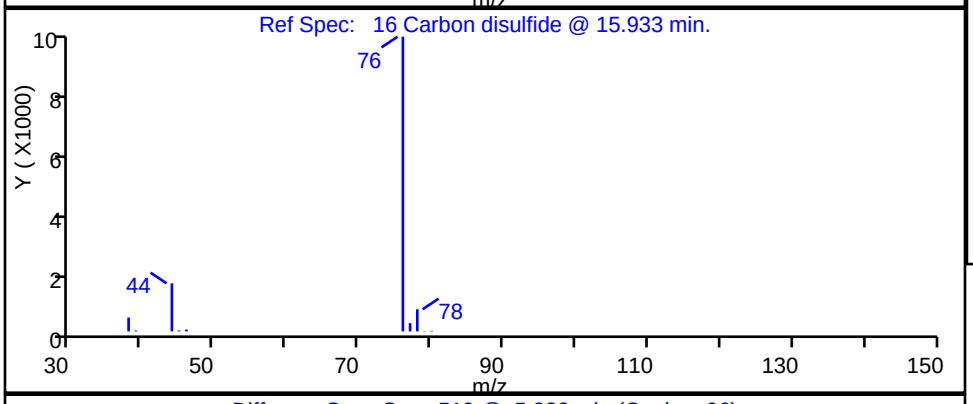

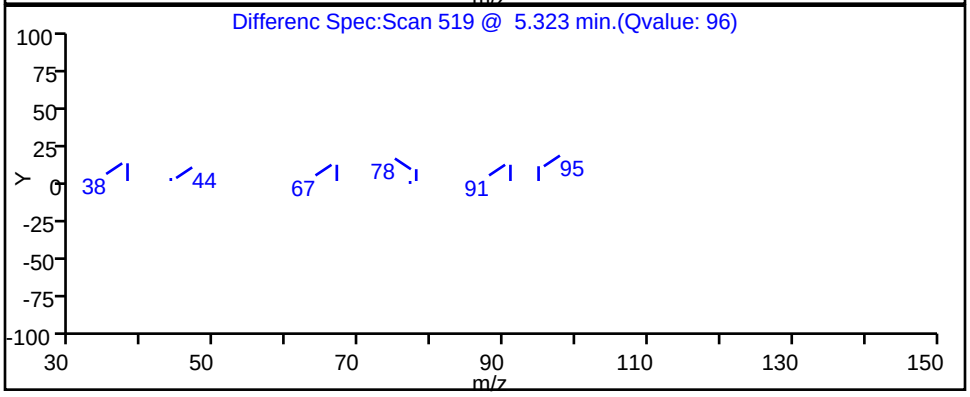

Report Date: 24-Sep-2014 11:07:22 Chrom Revision: 2.2 18-Aug-2014 12:17:36

TestAmerica Burlington

Data File: \\BTV-LIMS1\ChromData\CHL.i\20140923-9607.b\LKOB05.D

Injection Date: 23-Sep-2014 11:12:30 Instrument ID: CHL.i

Lims ID: MB

Client ID:

Operator ID: NEA ALS Bottle#: 4 Worklist Smp#: 5

Purge Vol: 5.000 mL Dil. Factor: 1.0000

Method: 8260_L_W Limit Group: VM_8260C_Limits

Column: DB-624 (0.53 mm) Detector MS SCAN

53 1,4-Dioxane, CAS: 123-91-1

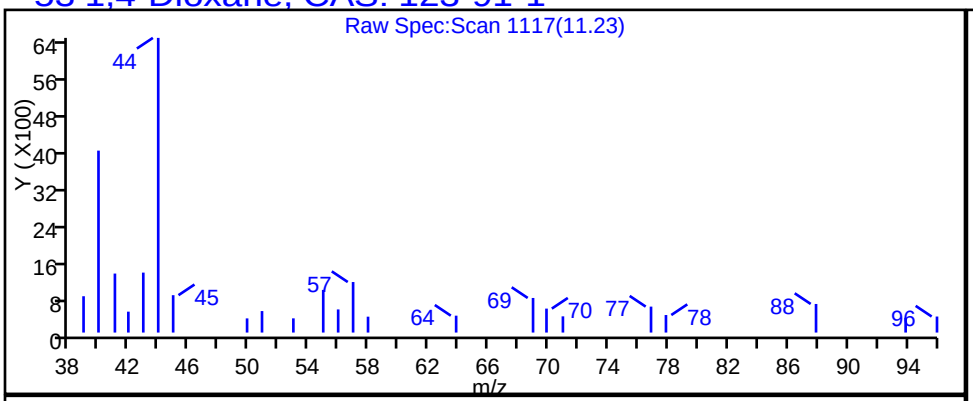

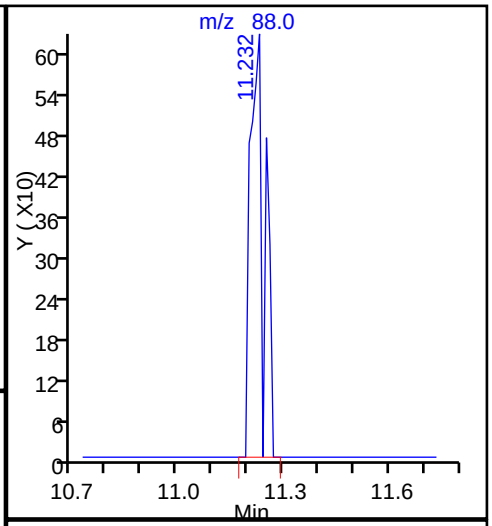

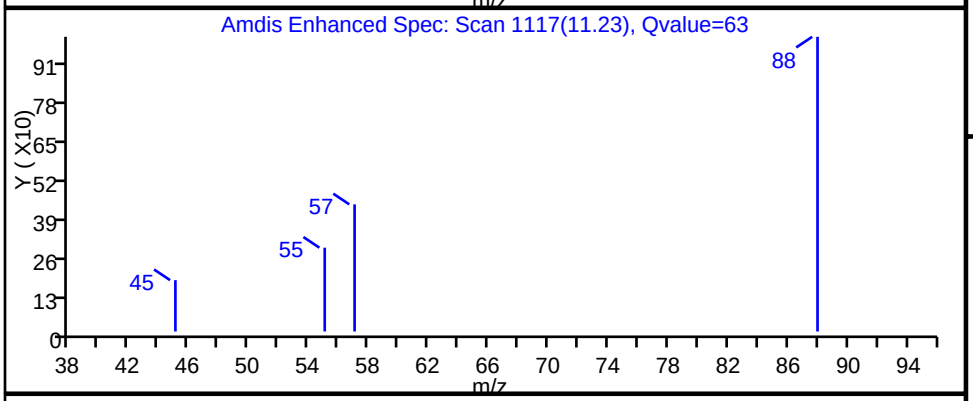

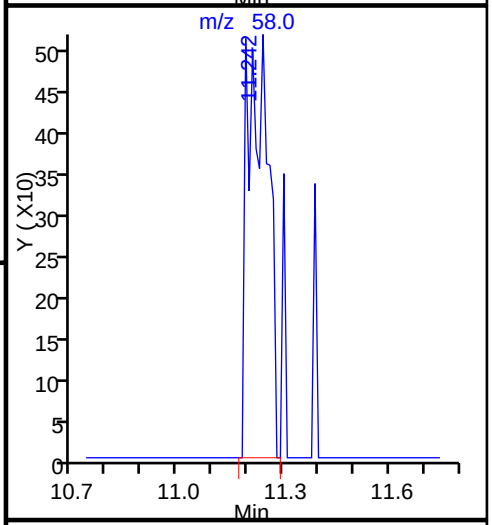

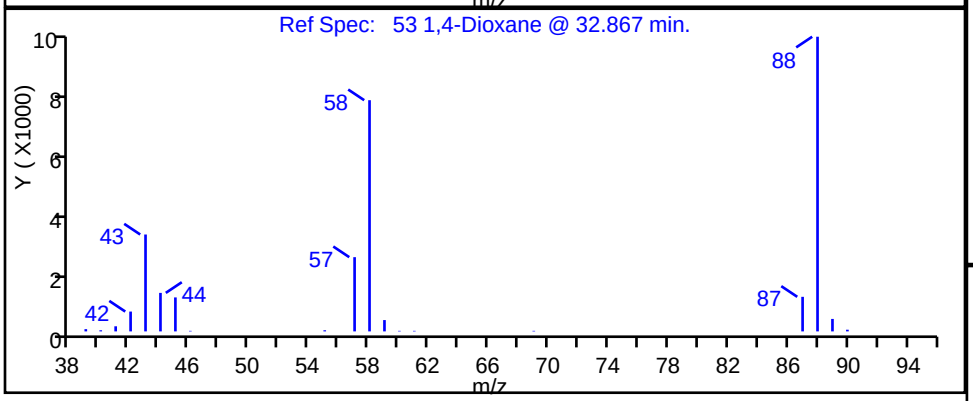

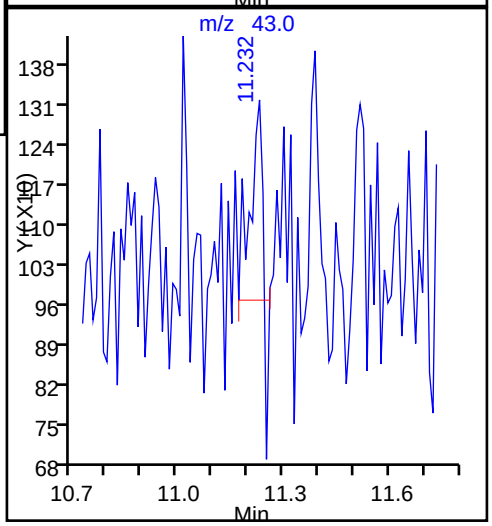

Report Date: 24-Sep-2014 11:07:22 Chrom Revision: 2.2 18-Aug-2014 12:17:36

TestAmerica Burlington

Data File: \\BTV-LIMS1\ChromData\CHL.i\20140923-9607.b\LKOB05.D

Injection Date: 23-Sep-2014 11:12:30 Instrument ID: CHL.i

Lims ID: MB

Client ID:

Operator ID: NEA ALS Bottle#: 4 Worklist Smp#: 5

Purge Vol: 5.000 mL Dil. Factor: 1.0000

Method: 8260_L_W Limit Group: VM_8260C_Limits

Column: DB-624 (0.53 mm) Detector MS SCAN

96 n-Butylbenzene, CAS: 104-51-8

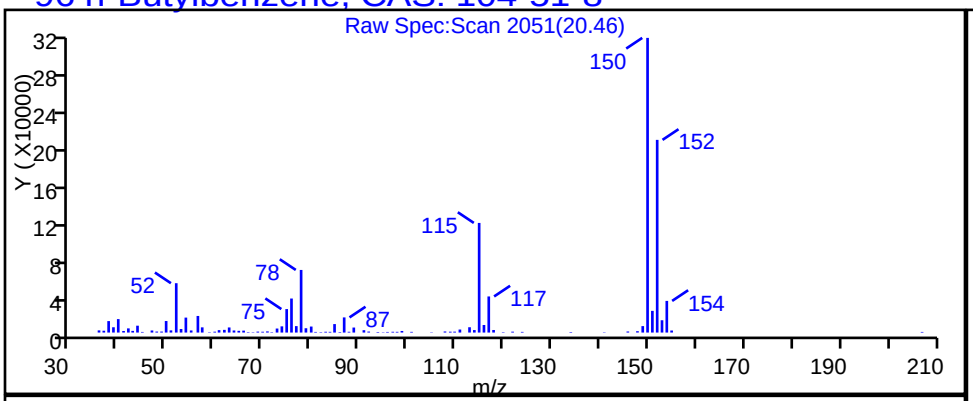

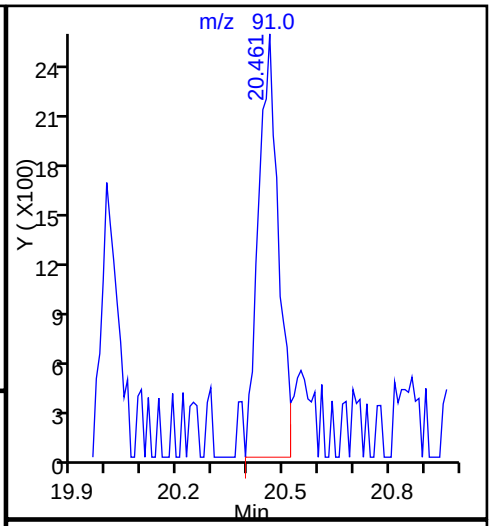

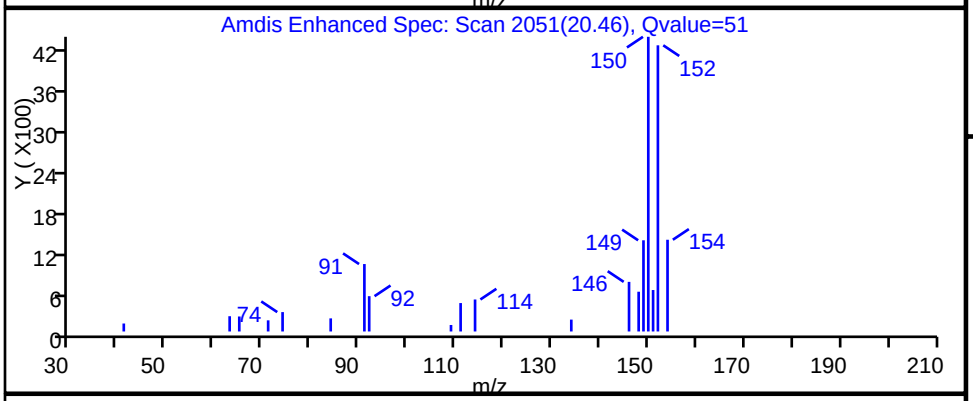

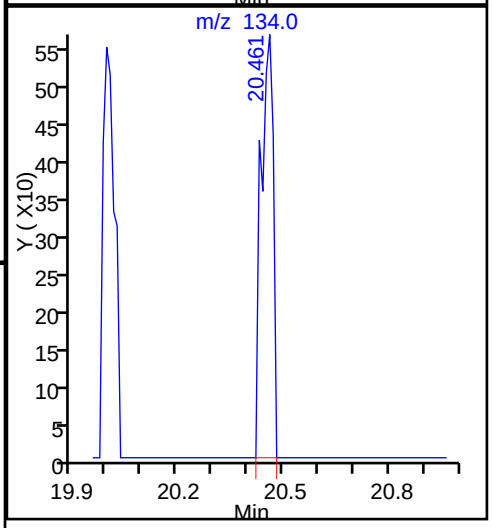

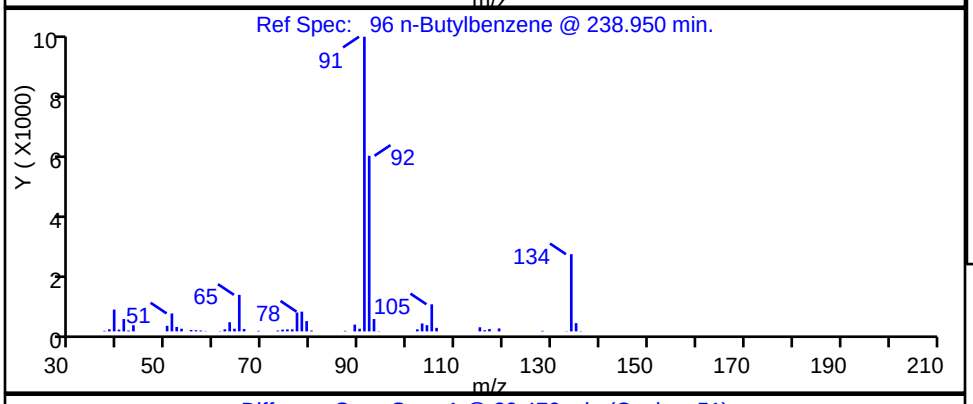

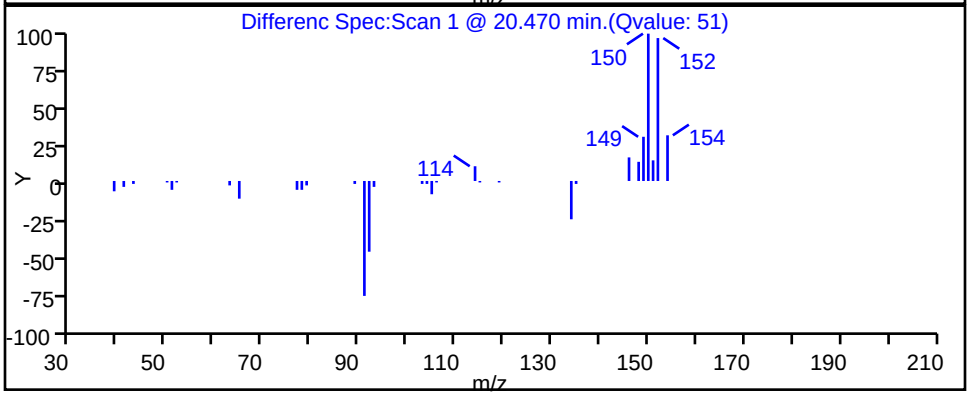

Data File: \\BTV-LIMS1\ChromData\CHL.i\20140923-9607.b\LKOB05.D
Injection Date: 23-Sep-2014 11:12:30 Instrument ID: CHL.i
Lims ID: MB
Client ID:
Operator ID: NEA ALS Bottle#: 4 Worklist Smp#: 5
Purge Vol: 5.000 mL Dil. Factor: 1.0000
Method: 8260_L_W Limit Group: VM_8260C_Limits
Column: DB-624 (0.53 mm) Detector MS SCAN

98 1,2,4-Trichlorobenzene, CAS: 120-82-1

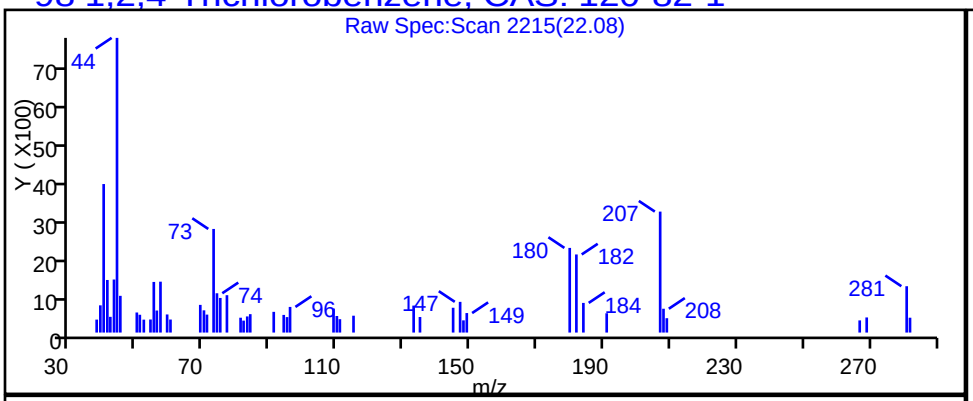

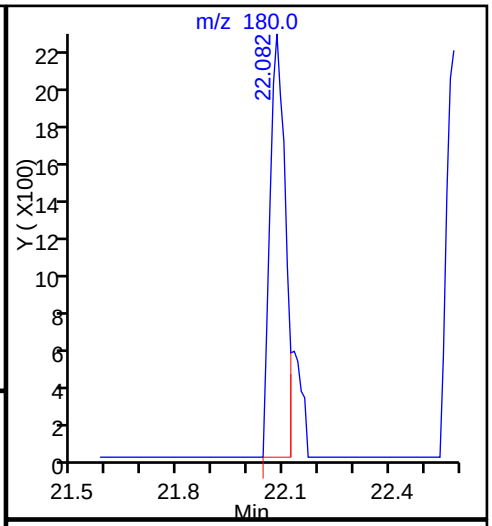

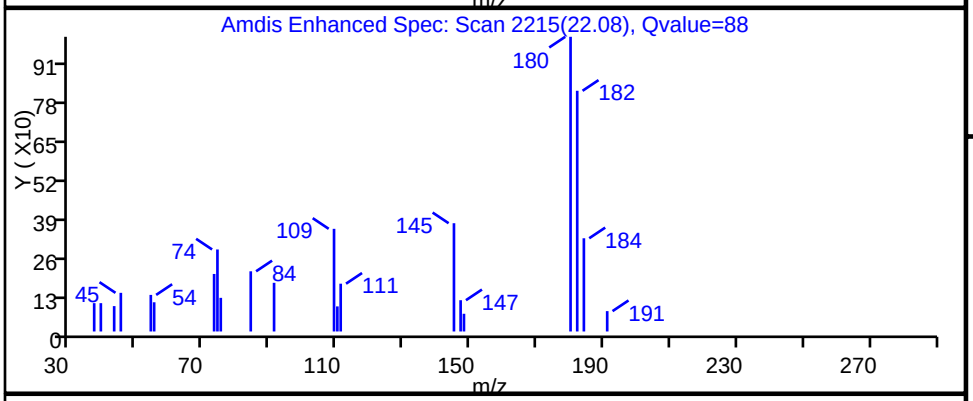

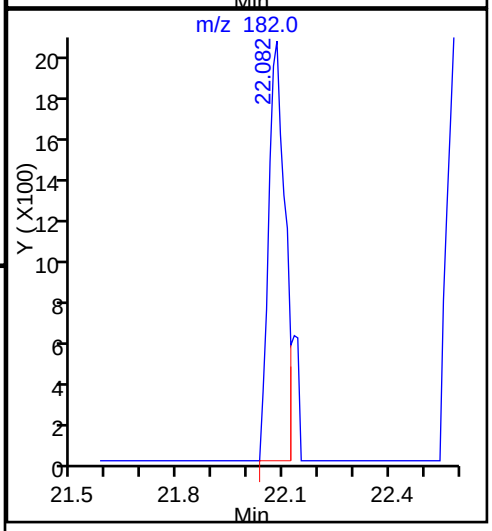

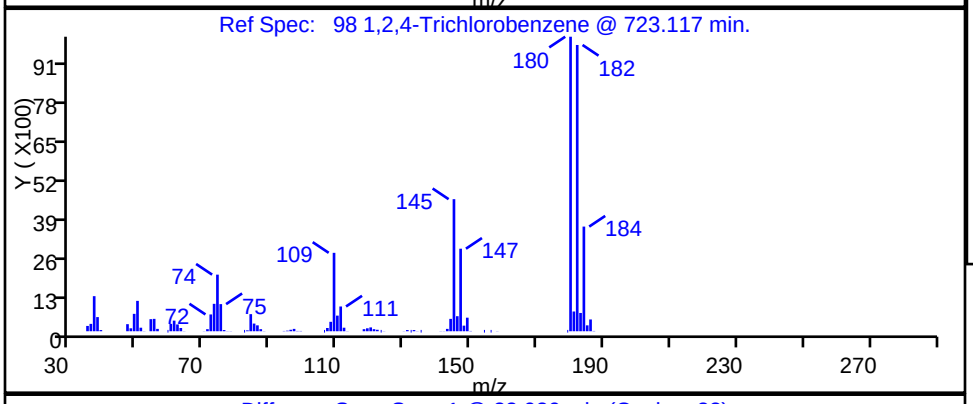

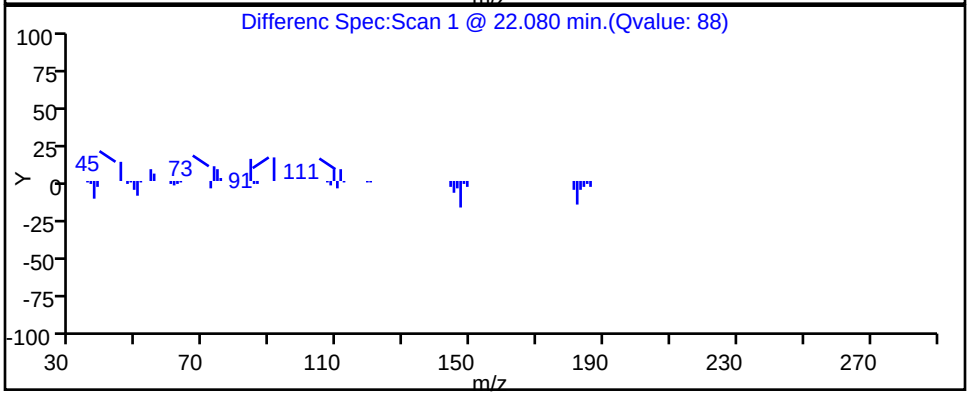

Data File: \\BTV-LIMS1\ChromData\CHL.i\20140923-9607.b\LKOB05.D
Injection Date: 23-Sep-2014 11:12:30 Instrument ID: CHL.i
Lims ID: MB
Client ID:
Operator ID: NEA ALS Bottle#: 4 Worklist Smp#: 5
Purge Vol: 5.000 mL Dil. Factor: 1.0000
Method: 8260_L_W Limit Group: VM_8260C_Limits
Column: DB-624 (0.53 mm) Detector MS SCAN

99 Hexachlorobutadiene, CAS: 87-68-3

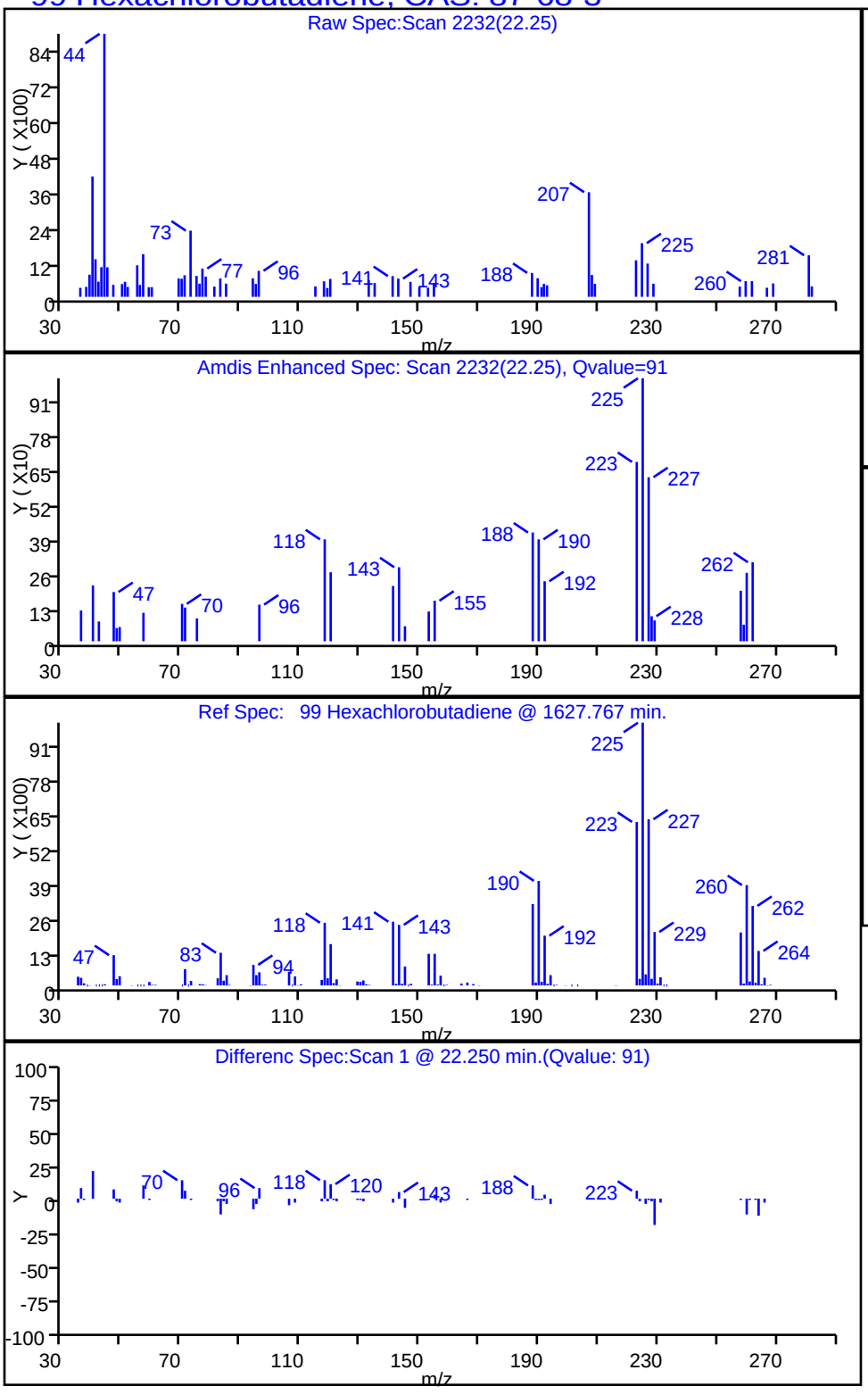

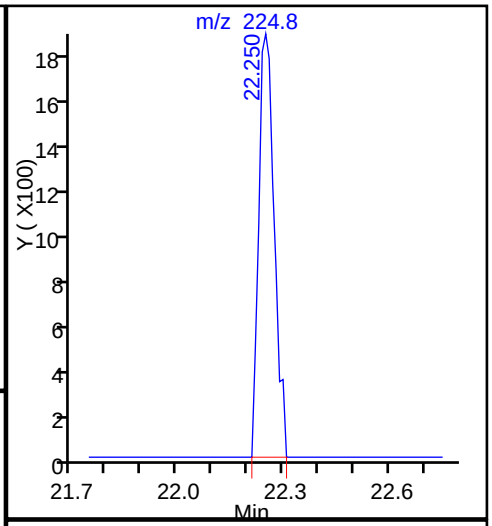

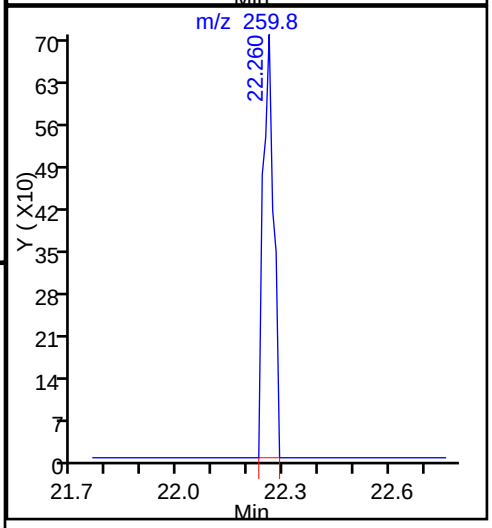

Report Date: 24-Sep-2014 11:07:22 Chrom Revision: 2.2 18-Aug-2014 12:17:36

TestAmerica Burlington

Data File: \\BTV-LIMS1\ChromData\CHL.i\20140923-9607.b\LKOB05.D

Injection Date: 23-Sep-2014 11:12:30 Instrument ID: CHL.i

Lims ID: MB

Client ID:

Operator ID: NEA ALS Bottle#: 4 Worklist Smp#: 5

Purge Vol: 5.000 mL Dil. Factor: 1.0000

Method: 8260_L_W Limit Group: VM_8260C_Limits

Column: DB-624 (0.53 mm) Detector MS SCAN

100 Naphthalene, CAS: 91-20-3

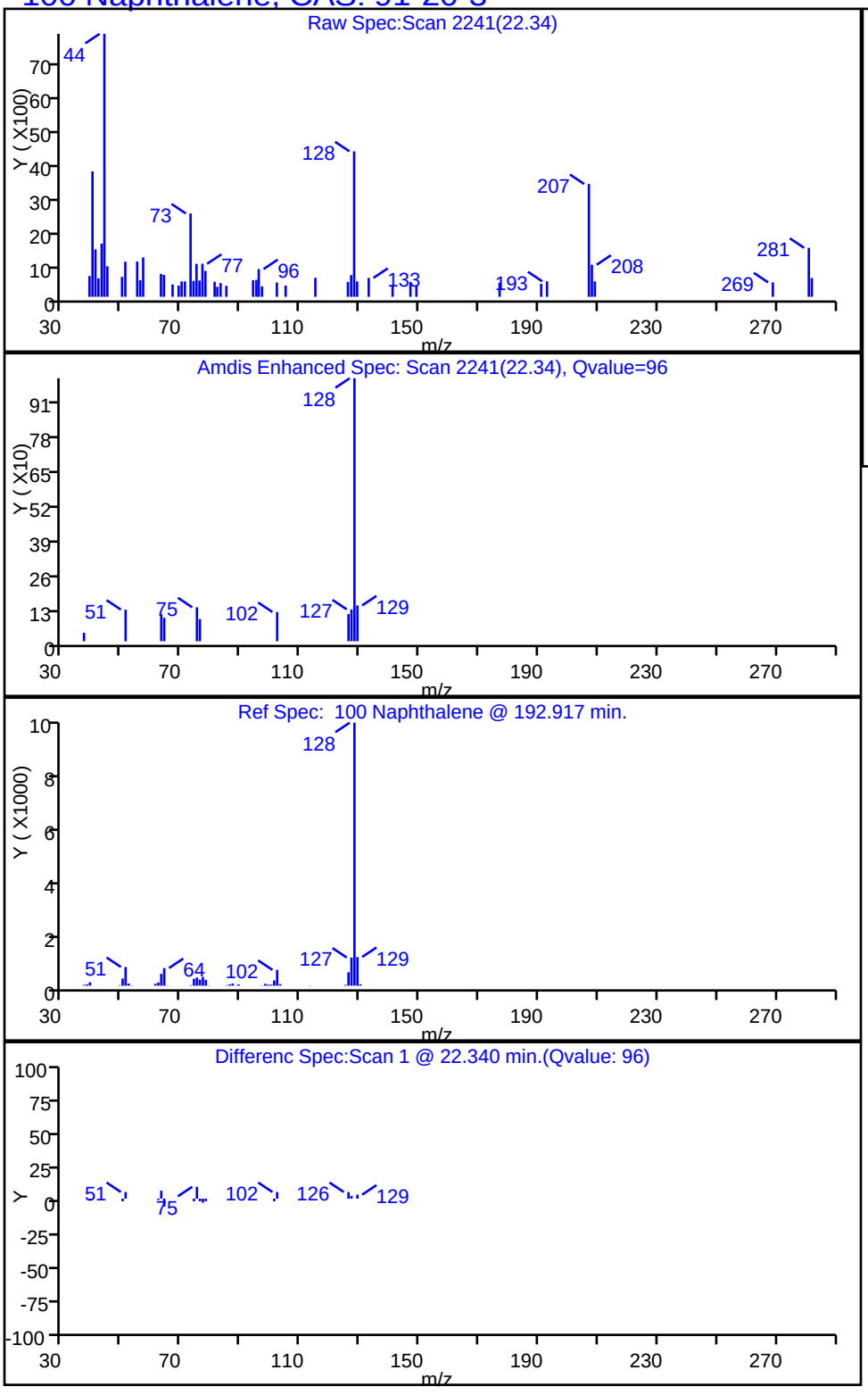

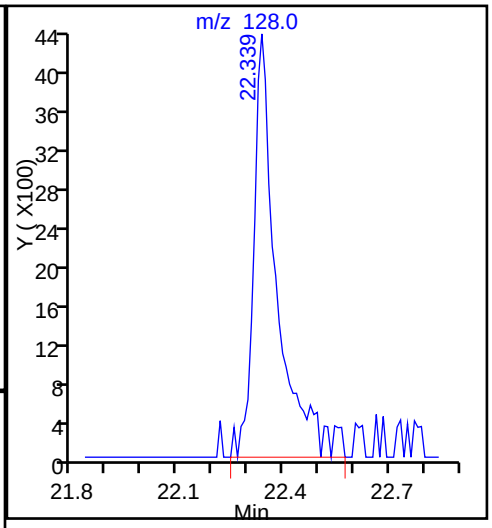

Report Date: 24-Sep-2014 11:07:22 Chrom Revision: 2.2 18-Aug-2014 12:17:36

TestAmerica Burlington

Data File: \\BTV-LIMS1\ChromData\CHL.i\20140923-9607.b\LKOB05.D

Injection Date: 23-Sep-2014 11:12:30 Instrument ID: CHL.i

Lims ID: MB

Client ID:

Operator ID: NEA ALS Bottle#: 4 Worklist Smp#: 5

Purge Vol: 5.000 mL Dil. Factor: 1.0000

Method: 8260_L_W Limit Group: VM_8260C_Limits

Column: DB-624 (0.53 mm) Detector MS SCAN

101 1,2,3-Trichlorobenzene, CAS: 87-61-6

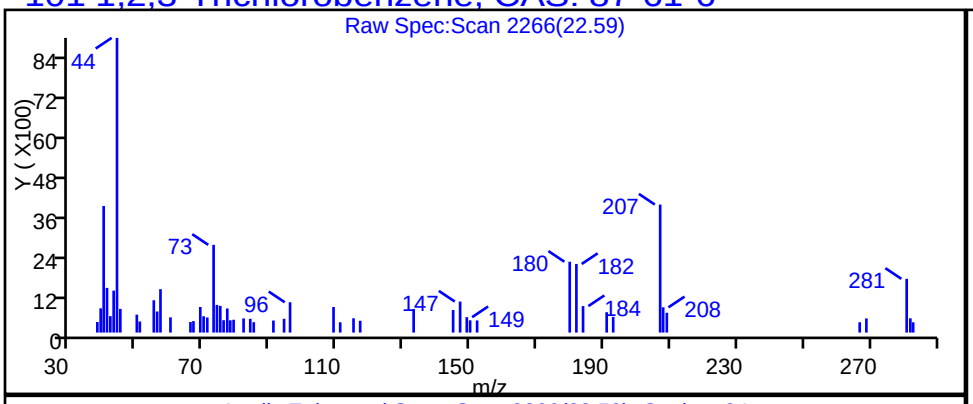

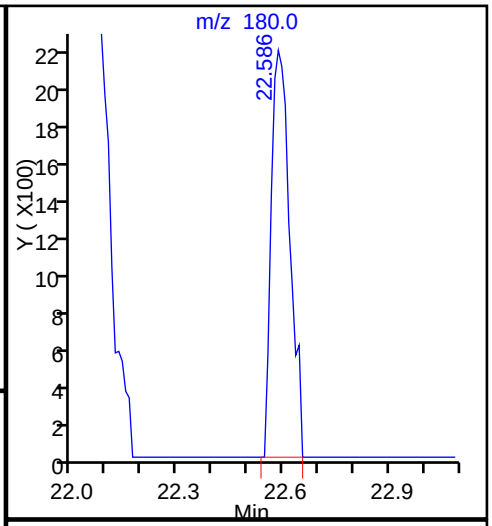

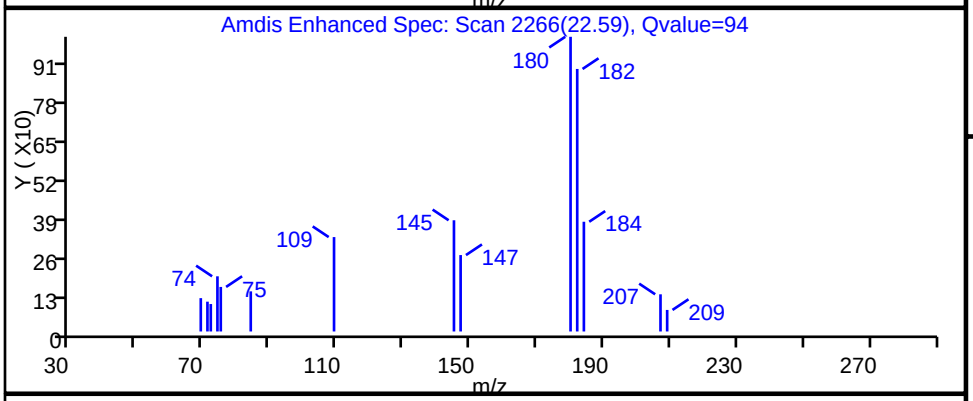

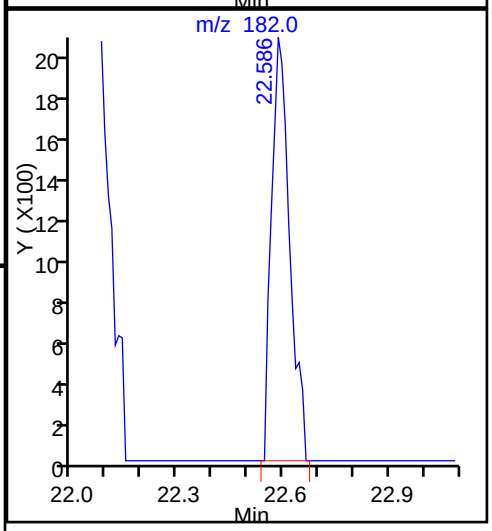

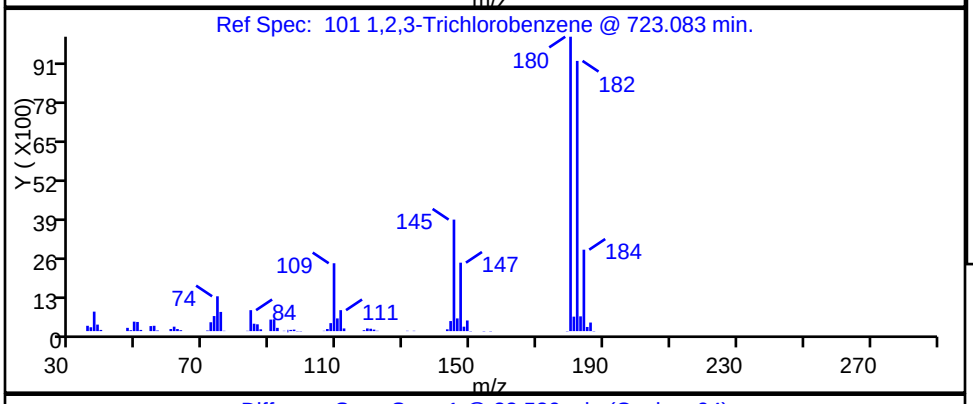

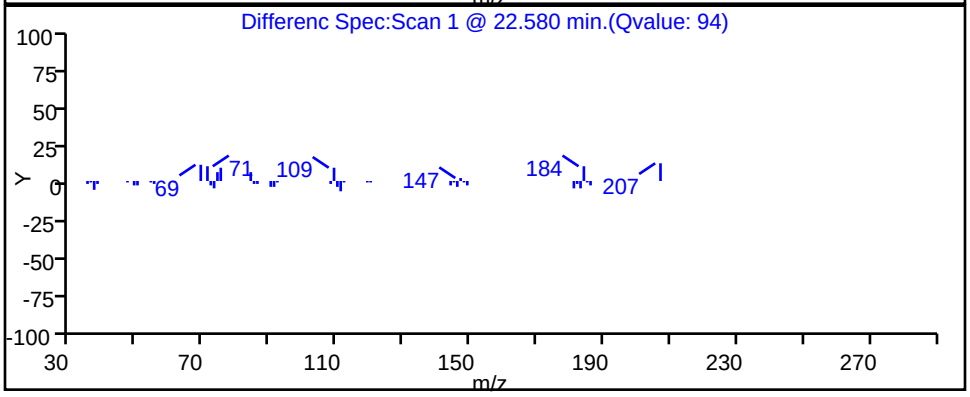

FORM I
GC/MS VOA ORGANICS ANALYSIS DATA SHEET

Lab Name: TestAmerica Burlington Job No.: 200-24299-1

SDG No.: 200-24299

Client Sample ID: Lab Sample ID: LCS 200-77624/3

Matrix: Water Lab File ID: LKOB03.D

Analysis Method: 8260C Date Collected:

Sample wt/vol: 5(mL) Date Analyzed: 09/23/2014 10:06

Soil Aliquot Vol: Dilution Factor: 1

Soil Extract Vol.: GC Column: DB-624 ID: 0.53(mm)

% Moisture: Level: (low/med) Low

Analysis Batch No.: 77624 Units: ug/L

CAS NO.	COMPOUND NAME	RESULT	Q	LOQ	LOD	DL
75-71-8	Dichlorodifluoromethane	24.3		1.0	0.20	0.19
74-87-3	Chloromethane	25.2		1.0	0.20	0.19
75-01-4	Vinyl chloride	24.3		1.0	0.26	0.23
74-83-9	Bromomethane	32.5	Q	1.0	0.26	0.22
75-00-3	Chloroethane	22.2		1.0	0.26	0.20
75-69-4	Trichlorofluoromethane	26.2		1.0	0.26	0.20
75-35-4	1,1-Dichloroethene	26.3		1.0	0.20	0.12
76-13-1	1,1,2-Trichloro-1,2,2-trifl uoroethane	27.2		1.0	0.20	0.11
67-64-1	Acetone	117		5.0	1.0	0.68
74-88-4	Iodomethane	21.5		1.0	0.20	0.17
75-15-0	Carbon disulfide	27.8		1.0	0.20	0.16
79-20-9	Methyl acetate	23.1		1.0	0.51	0.21
75-09-2	Methylene Chloride	25.2		1.0	0.20	0.15
156-60-5	trans-1,2-Dichloroethene	26.5		1.0	0.20	0.14
540-59-0	1,2-Dichloroethene, Total	52.6		1.0	0.40	0.26
1634-04-4	Methyl tert-butyl ether	26.6		1.0	0.20	0.090
75-34-3	1,1-Dichloroethane	26.0		1.0	0.20	0.10
108-05-4	Vinyl acetate	30.9		1.0	0.31	0.13
594-20-7	2,2-Dichloropropane	28.1		1.0	0.20	0.10
156-59-2	cis-1,2-Dichloroethene	26.1		1.0	0.20	0.14
78-93-3	2-Butanone (MEK)	126		5.0	1.0	0.81
74-97-5	Chlorobromomethane	26.7		1.0	0.20	0.15
109-99-9	Tetrahydrofuran	366		14	2.8	1.6
67-66-3	Chloroform	25.5		1.0	0.20	0.11
71-55-6	1,1,1-Trichloroethane	25.7		1.0	0.20	0.070
110-82-7	Cyclohexane	26.5		1.0	0.20	0.10
563-58-6	1,1-Dichloropropene	27.9		1.0	0.20	0.080
56-23-5	Carbon tetrachloride	26.5		1.0	0.20	0.080
78-83-1	Isobutyl alcohol	1230		50	10	7.2
71-43-2	Benzene	26.0		1.0	0.20	0.080
107-06-2	1,2-Dichloroethane	25.8		1.0	0.51	0.16
79-01-6	Trichloroethene	25.8		1.0	0.20	0.13
108-87-2	Methylcyclohexane	26.8		1.0	0.20	0.070
78-87-5	1,2-Dichloropropane	25.1		1.0	0.31	0.12
74-95-3	Dibromomethane	26.0		1.0	0.26	0.22

FORM I
GC/MS VOA ORGANICS ANALYSIS DATA SHEET

Lab Name: TestAmerica Burlington | Job No.: 200-24299-1

SDG No.: 200-24299

Client Sample ID: | Lab Sample ID: LCS 200-77624/3

Matrix: Water | Lab File ID: LKOB03.D

Analysis Method: 8260C | Date Collected:

Sample wt/vol: 5(mL) | Date Analyzed: 09/23/2014 10:06

Soil Aliquot Vol: | Dilution Factor: 1

Soil Extract Vol.: | GC Column: DB-624 ID: 0.53(mm)

% Moisture: | Level: (low/med) Low

Analysis Batch No.: 77624 | Units: ug/L

CAS NO.	COMPOUND NAME	RESULT	Q	LOQ	LOD	DL
123-91-1	1,4-Dioxane	1250		50	10	5.2
75-27-4	Dichlorobromomethane	25.6		1.0	0.20	0.090
110-75-8	2-Chloroethyl vinyl ether	26.2		1.0	0.51	0.16
10061-01-5	cis-1,3-Dichloropropene	26.0		1.0	0.26	0.14
108-10-1	4-Methyl-2-pentanone (MIBK)	128		5.0	1.0	0.65
108-88-3	Toluene	26.2		1.0	0.20	0.090
10061-02-6	trans-1,3-Dichloropropene	26.9		1.0	0.20	0.19
79-00-5	1,1,2-Trichloroethane	25.6		1.0	0.20	0.12
127-18-4	Tetrachloroethene	26.2		1.0	0.20	0.11
142-28-9	1,3-Dichloropropane	24.9		1.0	0.20	0.10
591-78-6	2-Hexanone	130		5.0	1.0	0.72
124-48-1	Chlorodibromomethane	25.8		1.0	0.20	0.10
106-93-4	Ethylene Dibromide	26.0		1.0	0.20	0.14
108-90-7	Chlorobenzene	25.7		1.0	0.20	0.090
630-20-6	1,1,1,2-Tetrachloroethane	26.4		1.0	0.20	0.10
100-41-4	Ethylbenzene	26.3		1.0	0.20	0.090
179601-23-1	m-Xylene & p-Xylene	53.2		1.0	0.40	0.18
95-47-6	o-Xylene	26.0		1.0	0.20	0.080
1330-20-7	Xylenes, Total	79.2		1.0	0.60	0.26
100-42-5	Styrene	26.0		1.0	0.20	0.10
75-25-2	Bromoform	26.1		1.0	0.20	0.060
98-82-8	Isopropylbenzene	26.0		1.0	0.20	0.070
108-86-1	Bromobenzene	25.7		1.0	0.20	0.13
79-34-5	1,1,2,2-Tetrachloroethane	26.3		1.0	0.31	0.10
96-18-4	1,2,3-Trichloropropane	25.8		1.0	0.20	0.11
103-65-1	N-Propylbenzene	25.9		1.0	0.20	0.10
95-49-8	2-Chlorotoluene	26.5		1.0	0.20	0.10
106-43-4	4-Chlorotoluene	25.3		1.0	0.20	0.12
108-67-8	1,3,5-Trimethylbenzene	26.1		1.0	0.20	0.080
98-06-6	tert-Butylbenzene	25.7		1.0	0.20	0.060
95-63-6	1,2,4-Trimethylbenzene	25.8		1.0	0.20	0.090
135-98-8	sec-Butylbenzene	26.2		1.0	0.20	0.080
99-87-6	4-Isopropyltoluene	25.9		1.0	0.20	0.090
541-73-1	1,3-Dichlorobenzene	26.1		1.0	0.20	0.11
106-46-7	1,4-Dichlorobenzene	26.8		1.0	0.20	0.16
95-50-1	1,2-Dichlorobenzene	25.8		1.0	0.20	0.13

FORM I
GC/MS VOA ORGANICS ANALYSIS DATA SHEET

Lab Name: TestAmerica Burlington Job No.: 200-24299-1

SDG No.: 200-24299

Client Sample ID: Lab Sample ID: LCS 200-77624/3

Matrix: Water Lab File ID: LKOB03.D

Analysis Method: 8260C Date Collected:

Sample wt/vol: 5(mL) Date Analyzed: 09/23/2014 10:06

Soil Aliquot Vol: Dilution Factor: 1

Soil Extract Vol.: GC Column: DB-624 ID: 0.53(mm)

% Moisture: Level: (low/med) Low

Analysis Batch No.: 77624 Units: ug/L

CAS NO.	COMPOUND NAME	RESULT	Q	LOQ	LOD	DL
104-51-8	n-Butylbenzene	25.2		1.0	0.20	0.080
96-12-8	1,2-Dibromo-3-Chloropropane	25.0		1.0	0.20	0.19
120-82-1	1,2,4-Trichlorobenzene	26.4		1.0	0.20	0.10
87-68-3	Hexachlorobutadiene	27.2		1.0	0.20	0.16
91-20-3	Naphthalene	27.2		1.0	0.20	0.18
87-61-6	1,2,3-Trichlorobenzene	26.5		1.0	0.20	0.15

CAS NO.	SURROGATE	%REC	Q	LIMITS
17060-07-0	1,2-Dichloroethane-d4 (Surr)	102		80-120
2037-26-5	Toluene-d8 (Surr)	103		80-120
460-00-4	4-Bromofluorobenzene	102		80-125
2199-69-1	1,2-Dichlorobenzene-d4	103		75-120

TestAmerica Burlington
Target Compound Quantitation Report

Data File: \\BTV-LIMS1\ChromData\CHL.i\20140923-9607.b\LKOB03.D
Lims ID: LCS
Client ID:
Sample Type: LCS
Inject. Date: 23-Sep-2014 10:06:30 ALS Bottle#: 2 Worklist Smp#: 3
Purge Vol: 5.000 mL Dil. Factor: 1.0000
Sample Info: 200-0009607-003
Misc. Info.: 1,5
Operator ID: NEA Instrument ID: CHL.i

Method: \\BTV-LIMS1\ChromData\CHL.i\20140923-9607.b\8260_L_W.m
Limit Group: VM_8260C_Limits
Last Update: 24-Sep-2014 11:07:14 Calib Date: 17-Sep-2014 16:20:30
Integrator: RTE ID Type: RT Order ID
Quant Method: Internal Standard Quant By: Initial Calibration
Last ICal File: \\BTV-LIMS1\ChromData\CHL.i\20140917-9513.b\LKO09.D

Column 1 : DB-624 (0.53 mm) Det: MS SCAN
Process Host: XAWRK021

First Level Reviewer: archern Date: 23-Sep-2014 10:44:38

Compound	Sig	RT (min.)	Adj RT (min.)	Dlt RT (min.)	Q	Response	Cal Amt ug/l	OnCol Amt ug/l	Flags
1 Dichlorodifluoromethane	85	2.630	2.639	-0.009	89	1512418	25.0	24.3	
2 Chloromethane	50	2.887	2.896	-0.009	88	956753	25.0	25.2	
3 Vinyl chloride	62	3.045	3.054	-0.009	82	987412	25.0	24.3	
5 Bromomethane	94	3.529	3.538	-0.009	99	694020	25.0	32.5	
6 Chloroethane	64	3.687	3.706	-0.019	97	500154	25.0	22.2	
7 Dichlorofluoromethane	67	4.003	4.022	-0.019	91	1874595	25.0	27.1	
8 Trichlorofluoromethane	101	4.102	4.121	-0.019	88	1718413	25.0	26.2	
9 1,2-Dichloro-1,1,2-trifluo	67	4.586	4.605	-0.019	90	1924277	25.0	25.9	
10 Ethyl ether	59	4.586	4.605	-0.019	50	513890	25.0	27.0	
11 Acrolein	56	4.784	4.793	-0.009	70	235413	125.7	146.8	
12 1,1-Dichloroethene	96	4.952	4.961	-0.009	87	848813	25.0	26.3	
13 1,1,2-Trichloro-1,2,2-trif	101	4.972	4.981	-0.009	92	1596523	25.0	27.2	
14 Acetone	43	5.041	5.060	-0.019	85	741096	125.0	116.8	
15 Iodomethane	142	5.199	5.218	-0.019	97	850123	25.0	21.5	
16 Carbon disulfide	76	5.317	5.327	-0.010	99	2178225	25.0	27.8	
17 3-Chloro-1-propene	41	5.555	5.564	-0.009	92	1392390	25.0	24.9	
18 Methyl acetate	74	5.604	5.623	-0.019	98	154909	25.0	23.1	
19 Methylene Chloride	84	5.762	5.771	-0.009	89	826731	25.0	25.2	
20 2-Methyl-2-propanol	59	5.999	6.008	-0.009	96	938035	500.0	469.6	
21 Acrylonitrile	53	6.167	6.176	-0.009	95	169070	25.0	28.3	
22 trans-1,2-Dichloroethene	96	6.236	6.246	-0.010	89	932875	25.0	26.5	
23 Methyl tert-butyl ether	73	6.256	6.275	-0.019	98	1693330	25.0	26.6	
S 24 1,2-Dichloroethene, Total	96				0		50.0	52.6	
25 1,1-Dichloroethane	63	6.938	6.947	-0.009	89	1848443	25.0	26.0	
26 Vinyl acetate	43	7.086	7.105	-0.019	62	2389246	25.0	30.9	
27 2-Chloro-1,3-butadiene	53	7.106	7.125	-0.019	48	1282545	25.0	25.1	
28 Isopropyl ether	45	7.106	7.115	-0.009	92	3734184	25.0	26.5	
29 Tert-butyl ethyl ether	59	7.719	7.728	-0.009	94	2603678	25.0	27.4	
30 2,2-Dichloropropane	77	7.936	7.945	-0.009	69	1389632	25.0	28.1	
31 cis-1,2-Dichloroethene	96	7.936	7.945	-0.009	84	945734	25.0	26.1	
32 2-Butanone (MEK)	72	7.966	7.975	-0.009	97	320142	125.0	126.3	

Compound	Sig	RT (min.)	Adj RT (min.)	Dlt RT (min.)	Q	Response	Cal Amt ug/l	OnCol Amt ug/l	Flags
33 Propionitrile	54	8.045	8.054	-0.009	93	290233	100.0	107.1	
34 Methacrylonitrile	67	8.311	8.321	-0.010	50	230261	25.0	28.1	
35 Chlorobromomethane	128	8.331	8.350	-0.019	91	540281	25.0	26.7	
36 Tetrahydrofuran	42	8.440	8.449	-0.009	96	3293612	350.0	366.1	
37 Chloroform	83	8.479	8.489	-0.010	85	1689933	25.0	25.5	
38 1,1,1-Trichloroethane	97	8.796	8.805	-0.009	90	1465351	25.0	25.7	
39 Cyclohexane	56	8.914	8.923	-0.009	78	1570226	25.0	26.5	
40 1,1-Dichloropropene	75	9.092	9.101	-0.009	87	1489840	25.0	27.9	
41 Carbon tetrachloride	117	9.102	9.101	0.001	71	1375859	25.0	26.5	
$ 42 1,2-Dichloroethane-d4 (Sur	65	9.319	9.329	-0.010	96	731783	25.0	25.4	
43 Isobutyl alcohol	43	9.309	9.319	-0.010	92	1492446	1250.0	1227.3	
44 Benzene	78	9.438	9.447	-0.009	92	2552953	25.0	26.0	
45 1,2-Dichloroethane	62	9.448	9.457	-0.009	50	871239	25.0	25.8	
46 Tert-amyl methyl ether	73	9.655	9.665	-0.010	94	2060256	25.0	25.8	
* 47 Fluorobenzene	96	9.912	9.921	-0.009	97	2832760	25.0	25.0	
48 Trichloroethene	95	10.564	10.574	-0.010	95	1121077	25.0	25.8	
49 Methylcyclohexane	83	10.920	10.929	-0.009	75	1310582	25.0	26.8	
50 1,2-Dichloropropane	63	10.940	10.949	-0.009	83	1103121	25.0	25.1	
51 Dibromomethane	93	11.147	11.147	0.000	90	888326	25.0	26.0	
52 Methyl methacrylate	69	11.167	11.176	-0.009	94	585921	25.0	24.6	
53 1,4-Dioxane	88	11.216	11.216	0.000	66	294800	1250.0	1247.2	
54 Dichlorobromomethane	83	11.434	11.433	0.001	94	1766774	25.0	25.6	
55 2-Chloroethyl vinyl ether	63	11.987	11.997	-0.009	84	297391	25.0	26.2	
56 cis-1,3-Dichloropropene	75	12.244	12.244	0.000	90	1588833	25.0	26.0	
57 4-Methyl-2-pentanone (MIBK	43	12.531	12.530	0.001	95	4962911	125.0	127.5	
$ 58 Toluene-d8 (Surr)	98	12.748	12.747	0.001	96	2405848	25.0	25.8	
59 Toluene	92	12.867	12.866	0.001	89	1709853	25.0	26.2	
60 trans-1,3-Dichloropropene	75	13.272	13.271	0.001	88	1330196	25.0	26.9	
61 Ethyl methacrylate	69	13.479	13.479	0.000	79	1199794	25.0	25.2	
62 1,1,2-Trichloroethane	83	13.618	13.617	0.001	92	781078	25.0	25.6	
63 Tetrachloroethene	166	13.934	13.933	0.001	90	1339367	25.0	26.2	
64 1,3-Dichloropropane	76	13.944	13.953	-0.009	94	1495174	25.0	24.9	
65 2-Hexanone	43	14.131	14.141	-0.010	100	3300902	125.0	129.7	
66 Chlorodibromomethane	129	14.408	14.408	0.000	95	1504740	25.0	25.8	
67 Ethylene Dibromide	107	14.635	14.645	-0.010	98	1299485	25.0	26.0	
* 68 Chlorobenzene-d5	117	15.653	15.662	-0.009	89	2028912	25.0	25.0	
69 Chlorobenzene	112	15.722	15.722	0.000	90	2063360	25.0	25.7	
70 1,1,1,2-Tetrachloroethane	131	15.900	15.909	-0.009	92	1093175	25.0	26.4	
71 Ethylbenzene	91	15.989	15.989	0.000	99	3461995	25.0	26.3	
72 m-Xylene & p-Xylene	106	16.266	16.265	0.001	99	2413343	50.0	53.2	
S 73 Xylenes, Total	106				0		75.0	79.1	
74 o-Xylene	106	17.195	17.204	-0.009	86	1139670	25.0	26.0	
75 Styrene	104	17.224	17.234	-0.010	84	1968959	25.0	26.0	
76 Bromoform	173	17.629	17.629	0.000	78	1230571	25.0	26.1	
77 Isopropylbenzene	105	18.044	18.044	0.000	95	3249607	25.0	26.0	
78 trans-1,4-Dichloro-2-buten	53	18.677	18.676	0.001	29	300684	25.0	27.7	
$ 79 4-Bromofluorobenzene	95	18.311	18.311	0.000	85	1626372	25.0	25.6	
80 Bromobenzene	156	18.568	18.568	0.000	94	1112937	25.0	25.7	
81 1,1,2,2-Tetrachloroethane	83	18.578	18.577	0.001	88	1549382	25.0	26.3	
82 1,2,3-Trichloropropane	110	18.637	18.637	0.000	63	351185	25.0	25.8	
83 N-Propylbenzene	120	18.786	18.785	0.001	95	818618	25.0	25.9	
84 2-Chlorotoluene	126	18.904	18.903	0.001	90	782884	25.0	26.5	

Compound	Sig	RT (min.)	Adj RT (min.)	Dlt RT (min.)	Q	Response	Cal Amt ug/l	OnCol Amt ug/l	Flags
85 4-Chlorotoluene	126	19.062	19.062	0.000	97	760833	25.0	25.3	
86 1,3,5-Trimethylbenzene	105	19.062	19.062	0.000	75	2354191	25.0	26.1	
87 tert-Butylbenzene	119	19.517	19.516	0.001	92	2552512	25.0	25.7	
88 1,2,4-Trimethylbenzene	105	19.576	19.585	-0.009	98	2295536	25.0	25.8	
89 sec-Butylbenzene	105	19.803	19.803	0.000	95	3449868	25.0	26.2	
90 1,3-Dichlorobenzene	146	19.922	19.921	0.001	81	1691950	25.0	26.1	
91 4-Isopropyltoluene	119	19.991	19.990	0.001	94	2718295	25.0	25.9	
* 92 1,4-Dichlorobenzene-d4	152	20.001	20.010	-0.009	80	1143052	25.0	25.0	
93 1,4-Dichlorobenzene	146	20.031	20.030	0.001	87	1791198	25.0	26.8	
$ 94 1,2-Dichlorobenzene-d4	152	20.436	20.435	0.001	84	1050596	25.0	25.6	
95 1,2-Dichlorobenzene	146	20.455	20.455	0.000	75	1543705	25.0	25.8	
96 n-Butylbenzene	91	20.455	20.455	0.000	97	2457255	25.0	25.2	
97 1,2-Dibromo-3-Chloropropan	75	21.246	21.245	0.001	92	289028	25.0	25.0	
98 1,2,4-Trichlorobenzene	180	22.076	22.075	0.001	91	1080953	25.0	26.4	
99 Hexachlorobutadiene	225	22.254	22.243	0.011	75	693576	25.0	27.2	
100 Naphthalene	128	22.323	22.322	0.001	97	1806410	25.0	27.2	
101 1,2,3-Trichlorobenzene	180	22.580	22.579	0.001	92	950169	25.0	26.5	

Reagents:

VM8260SUW_00070	Amount Added:	2.50	Units: uL	
VMLWSPaw_00263	Amount Added:	2.50	Units: uL	
VM8260LWSPbw_00076	Amount Added:	2.50	Units: uL	
VM8260LWSPcw_00075	Amount Added:	2.50	Units: uL	
VMTBASPw_00061	Amount Added:	1.00	Units: uL	
VM8260ISw_00072	Amount Added:	2.50	Units: uL	Run Reagent

Report Date: 24-Sep-2014 11:07:16 Chrom Revision: 2.2 18-Aug-2014 12:17:36

TestAmerica Burlington

Data File: \\BTV-LIMS1\ChromData\CHL.i\20140923-9607.b\LKOB03.D

Injection Date:	23-Sep-2014 10:06:30	Instrument ID:	CHL.i	Operator ID:	NEA
Lims ID:	LCS			Worklist Smp#:	3
Client ID:					
Purge Vol:	5.000 mL	Dil. Factor:	1.0000	ALS Bottle#:	2
Method:	8260_L_W	Limit Group:	VM_8260C_Limits		

Column: DB-624 (0.53 mm)

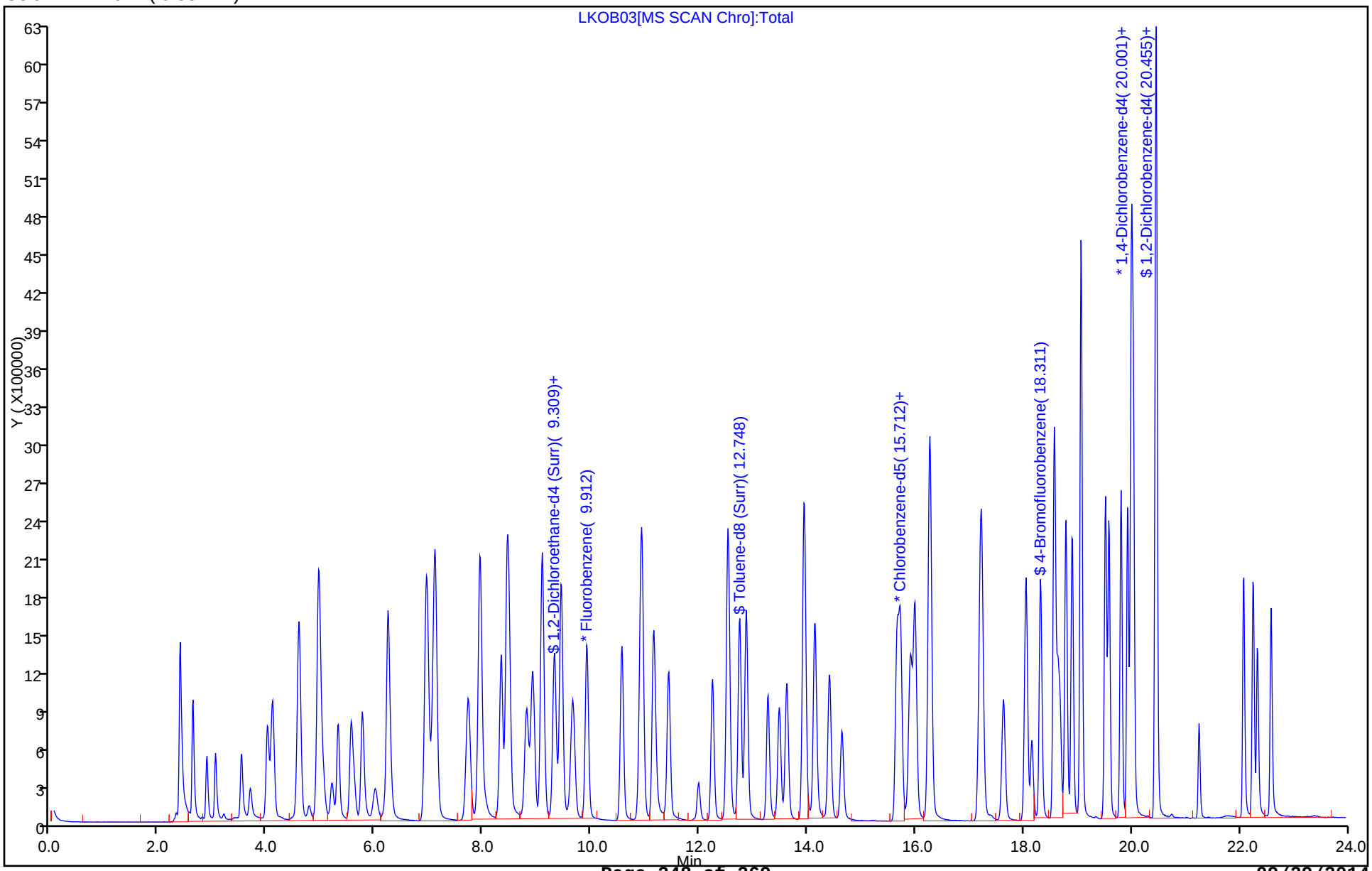

FORM I
GC/MS VOA ORGANICS ANALYSIS DATA SHEET

Lab Name: TestAmerica Burlington Job No.: 200-24299-1

SDG No.: 200-24299

Client Sample ID: WELL #5 MS Lab Sample ID: 200-24299-2 MS

Matrix: Water Lab File ID: LKOB20.D

Analysis Method: 8260C Date Collected: 09/18/2014 10:40

Sample wt/vol: 5(mL) Date Analyzed: 09/23/2014 19:22

Soil Aliquot Vol: Dilution Factor: 1

Soil Extract Vol.: GC Column: DB-624 ID: 0.53(mm)

% Moisture: Level: (low/med) Low

Analysis Batch No.: 77624 Units: ug/L

CAS NO.	COMPOUND NAME	RESULT	Q	LOQ	LOD	DL
75-71-8	Dichlorodifluoromethane	23.0		1.0	0.20	0.19
74-87-3	Chloromethane	22.9		1.0	0.20	0.19
75-01-4	Vinyl chloride	22.7		1.0	0.26	0.23
74-83-9	Bromomethane	27.2		1.0	0.26	0.22
75-00-3	Chloroethane	20.2		1.0	0.26	0.20
75-69-4	Trichlorofluoromethane	24.8		1.0	0.26	0.20
75-35-4	1,1-Dichloroethene	24.4		1.0	0.20	0.12
76-13-1	1,1,2-Trichloro-1,2,2-trifl uoroethane	25.0		1.0	0.20	0.11
67-64-1	Acetone	105		5.0	1.0	0.68
74-88-4	Iodomethane	18.0		1.0	0.20	0.17
75-15-0	Carbon disulfide	25.0		1.0	0.20	0.16
79-20-9	Methyl acetate	20.7		1.0	0.51	0.21
75-09-2	Methylene Chloride	23.4		1.0	0.20	0.15
156-60-5	trans-1,2-Dichloroethene	24.8		1.0	0.20	0.14
540-59-0	1,2-Dichloroethene, Total	49.6		1.0	0.40	0.26
1634-04-4	Methyl tert-butyl ether	25.3		1.0	0.20	0.090
75-34-3	1,1-Dichloroethane	24.9		1.0	0.20	0.10
108-05-4	Vinyl acetate	28.5		1.0	0.31	0.13
594-20-7	2,2-Dichloropropane	22.4		1.0	0.20	0.10
156-59-2	cis-1,2-Dichloroethene	24.8		1.0	0.20	0.14
78-93-3	2-Butanone (MEK)	112		5.0	1.0	0.81
74-97-5	Chlorobromomethane	25.3		1.0	0.20	0.15
109-99-9	Tetrahydrofuran	347		14	2.8	1.6
67-66-3	Chloroform	24.7		1.0	0.20	0.11
71-55-6	1,1,1-Trichloroethane	24.3		1.0	0.20	0.070
110-82-7	Cyclohexane	24.8		1.0	0.20	0.10
563-58-6	1,1-Dichloropropene	26.2		1.0	0.20	0.080
56-23-5	Carbon tetrachloride	25.3		1.0	0.20	0.080
78-83-1	Isobutyl alcohol	1240		50	10	7.2
71-43-2	Benzene	24.7		1.0	0.20	0.080
107-06-2	1,2-Dichloroethane	24.6		1.0	0.51	0.16
79-01-6	Trichloroethene	24.3		1.0	0.20	0.13
108-87-2	Methylcyclohexane	24.9		1.0	0.20	0.070
78-87-5	1,2-Dichloropropane	23.9		1.0	0.31	0.12
74-95-3	Dibromomethane	24.3		1.0	0.26	0.22

FORM I
GC/MS VOA ORGANICS ANALYSIS DATA SHEET

Lab Name: TestAmerica Burlington | Job No.: 200-24299-1

SDG No.: 200-24299

Client Sample ID: WELL #5 MS | Lab Sample ID: 200-24299-2 MS

Matrix: Water | Lab File ID: LKOB20.D

Analysis Method: 8260C | Date Collected: 09/18/2014 10:40

Sample wt/vol: 5(mL) | Date Analyzed: 09/23/2014 19:22

Soil Aliquot Vol: | Dilution Factor: 1

Soil Extract Vol.: | GC Column: DB-624 ID: 0.53(mm)

% Moisture: | Level: (low/med) Low

Analysis Batch No.: 77624 | Units: ug/L

CAS NO.	COMPOUND NAME	RESULT	Q	LOQ	LOD	DL
123-91-1	1,4-Dioxane	1270		50	10	5.2
75-27-4	Dichlorobromomethane	24.3		1.0	0.20	0.090
110-75-8	2-Chloroethyl vinyl ether	0.51	U J	1.0	0.51	0.16
10061-01-5	cis-1,3-Dichloropropene	24.0		1.0	0.26	0.14
108-10-1	4-Methyl-2-pentanone (MIBK)	118		5.0	1.0	0.65
108-88-3	Toluene	24.5		1.0	0.20	0.090
10061-02-6	trans-1,3-Dichloropropene	24.4		1.0	0.20	0.19
79-00-5	1,1,2-Trichloroethane	24.2		1.0	0.20	0.12
127-18-4	Tetrachloroethene	24.6		1.0	0.20	0.11
142-28-9	1,3-Dichloropropane	23.3		1.0	0.20	0.10
591-78-6	2-Hexanone	116		5.0	1.0	0.72
124-48-1	Chlorodibromomethane	24.7		1.0	0.20	0.10
106-93-4	Ethylene Dibromide	24.6		1.0	0.20	0.14
108-90-7	Chlorobenzene	24.7		1.0	0.20	0.090
630-20-6	1,1,1,2-Tetrachloroethane	25.2		1.0	0.20	0.10
100-41-4	Ethylbenzene	24.8		1.0	0.20	0.090
179601-23-1	m-Xylene & p-Xylene	49.7		1.0	0.40	0.18
95-47-6	o-Xylene	24.6		1.0	0.20	0.080
1330-20-7	Xylenes, Total	74.3		1.0	0.60	0.26
100-42-5	Styrene	24.5		1.0	0.20	0.10
75-25-2	Bromoform	24.5		1.0	0.20	0.060
98-82-8	Isopropylbenzene	24.8		1.0	0.20	0.070
108-86-1	Bromobenzene	24.5		1.0	0.20	0.13
79-34-5	1,1,2,2-Tetrachloroethane	24.9		1.0	0.31	0.10
96-18-4	1,2,3-Trichloropropane	24.3		1.0	0.20	0.11
103-65-1	N-Propylbenzene	24.4		1.0	0.20	0.10
95-49-8	2-Chlorotoluene	25.3		1.0	0.20	0.10
106-43-4	4-Chlorotoluene	25.0		1.0	0.20	0.12
108-67-8	1,3,5-Trimethylbenzene	24.9		1.0	0.20	0.080
98-06-6	tert-Butylbenzene	24.5		1.0	0.20	0.060
95-63-6	1,2,4-Trimethylbenzene	24.5		1.0	0.20	0.090
135-98-8	sec-Butylbenzene	24.7		1.0	0.20	0.080
99-87-6	4-Isopropyltoluene	24.2		1.0	0.20	0.090
541-73-1	1,3-Dichlorobenzene	25.0		1.0	0.20	0.11
106-46-7	1,4-Dichlorobenzene	24.9		1.0	0.20	0.16
95-50-1	1,2-Dichlorobenzene	24.7		1.0	0.20	0.13

FORM I
GC/MS VOA ORGANICS ANALYSIS DATA SHEET

Lab Name: TestAmerica Burlington Job No.: 200-24299-1

SDG No.: 200-24299

Client Sample ID: WELL #5 MS Lab Sample ID: 200-24299-2 MS

Matrix: Water Lab File ID: LKOB20.D

Analysis Method: 8260C Date Collected: 09/18/2014 10:40

Sample wt/vol: 5(mL) Date Analyzed: 09/23/2014 19:22

Soil Aliquot Vol: Dilution Factor: 1

Soil Extract Vol.: GC Column: DB-624 ID: 0.53(mm)

% Moisture: Level: (low/med) Low

Analysis Batch No.: 77624 Units: ug/L

CAS NO.	COMPOUND NAME	RESULT	Q	LOQ	LOD	DL
104-51-8	n-Butylbenzene	23.1		1.0	0.20	0.080
96-12-8	1,2-Dibromo-3-Chloropropane	23.5		1.0	0.20	0.19
120-82-1	1,2,4-Trichlorobenzene	24.1		1.0	0.20	0.10
87-68-3	Hexachlorobutadiene	23.2		1.0	0.20	0.16
91-20-3	Naphthalene	25.6		1.0	0.20	0.18
87-61-6	1,2,3-Trichlorobenzene	24.3		1.0	0.20	0.15

CAS NO.	SURROGATE	%REC	Q	LIMITS
17060-07-0	1,2-Dichloroethane-d4 (Surr)	98		80-120
2037-26-5	Toluene-d8 (Surr)	99		80-120
460-00-4	4-Bromofluorobenzene	98		80-125
2199-69-1	1,2-Dichlorobenzene-d4	100		75-120

TestAmerica Burlington
Target Compound Quantitation Report

Data File: \\BTV-LIMS1\ChromData\CHL.i\20140923-9607.b\LKOB20.D
Lims ID: 200-24299-A-2 MS
Client ID: WELL #5
Sample Type: MS
Inject. Date: 23-Sep-2014 19:22:30 ALS Bottle#: 19 Worklist Smp#: 20
Purge Vol: 5.000 mL Dil. Factor: 1.0000
Sample Info: 200-0009607-020
Misc. Info.: 1,5
Operator ID: NEA Instrument ID: CHL.i

Method: \\BTV-LIMS1\ChromData\CHL.i\20140923-9607.b\8260_L_W.m
Limit Group: VM_8260C_Limits
Last Update: 24-Sep-2014 11:07:14 Calib Date: 17-Sep-2014 16:20:30
Integrator: RTE ID Type: Deconvolution ID
Quant Method: Internal Standard Quant By: Initial Calibration
Last ICal File: \\BTV-LIMS1\ChromData\CHL.i\20140917-9513.b\LKO09.D

Column 1 : DB-624 (0.53 mm) Det: MS SCAN
Process Host: XAWRK021

First Level Reviewer: archern Date: 24-Sep-2014 10:54:51

Compound	Sig	RT (min.)	Adj RT (min.)	Dlt RT (min.)	Q	Response	Cal Amt ug/l	OnCol Amt ug/l	Flags
1 Dichlorodifluoromethane	85	2.634	2.639	-0.005	99	1531208	25.0	23.0	
2 Chloromethane	50	2.891	2.896	-0.005	98	931763	25.0	22.9	
3 Vinyl chloride	62	3.059	3.054	0.005	97	986843	25.0	22.7	
5 Bromomethane	94	3.533	3.538	-0.005	99	621899	25.0	27.2	
6 Chloroethane	64	3.701	3.706	-0.005	99	487659	25.0	20.2	
7 Dichlorofluoromethane	67	4.017	4.022	-0.005	98	1862899	25.0	25.1	
8 Trichlorofluoromethane	101	4.106	4.121	-0.015	99	1744551	25.0	24.8	
9 1,2-Dichloro-1,1,2-trifluo	67	4.600	4.605	-0.005	98	1921067	25.0	24.2	
10 Ethyl ether	59	4.600	4.605	-0.005	50	514882	25.0	25.2	
11 Acrolein	56	4.788	4.793	-0.005	94	225908	125.7	131.5	
12 1,1-Dichloroethene	96	4.956	4.961	-0.005	95	841652	25.0	24.4	
13 1,1,2-Trichloro-1,2,2-trif	101	4.976	4.981	-0.005	93	1569216	25.0	25.0	
14 Acetone	43	5.055	5.060	-0.005	86	710468	125.0	104.7	
15 Iodomethane	142	5.213	5.218	-0.005	97	762661	25.0	18.0	
16 Carbon disulfide	76	5.322	5.327	-0.005	99	2099177	25.0	25.0	
17 3-Chloro-1-propene	41	5.569	5.564	0.005	94	1335527	25.0	22.3	
18 Methyl acetate	74	5.618	5.623	-0.005	99	148283	25.0	20.7	
19 Methylene Chloride	84	5.776	5.771	0.005	98	820586	25.0	23.4	
20 2-Methyl-2-propanol	59	6.013	6.008	0.005	100	1012803	500.0	473.4	
21 Acrylonitrile	53	6.191	6.176	0.015	96	173843	25.0	27.2	
22 trans-1,2-Dichloroethene	96	6.250	6.246	0.004	97	935340	25.0	24.8	
23 Methyl tert-butyl ether	73	6.270	6.275	-0.005	98	1724728	25.0	25.3	
S 24 1,2-Dichloroethene, Total	96				0		50.0	49.6	
25 1,1-Dichloroethane	63	6.952	6.947	0.005	99	1896002	25.0	24.9	
26 Vinyl acetate	43	7.100	7.105	-0.005	61	2359379	25.0	28.5	
27 2-Chloro-1,3-butadiene	53	7.120	7.125	-0.005	90	1299285	25.0	23.7	
28 Isopropyl ether	45	7.120	7.115	0.005	98	3806573	25.0	25.2	
29 Tert-butyl ethyl ether	59	7.733	7.728	0.005	97	2645331	25.0	26.0	
30 2,2-Dichloropropane	77	7.950	7.945	0.005	78	1190219	25.0	22.4	
31 cis-1,2-Dichloroethene	96	7.950	7.945	0.005	91	962878	25.0	24.8	
32 2-Butanone (MEK)	72	7.980	7.975	0.005	97	302958	125.0	111.6	

Compound	Sig	RT (min.)	Adj RT (min.)	Dlt RT (min.)	Q	Response	Cal Amt ug/l	OnCol Amt ug/l	Flags
33 Propionitrile	54	8.059	8.054	0.005	98	287679	100.0	99.1	
34 Methacrylonitrile	67	8.326	8.321	0.005	94	226589	25.0	25.8	
35 Chlorobromomethane	128	8.355	8.350	0.005	94	548756	25.0	25.3	
36 Tetrahydrofuran	42	8.454	8.449	0.005	96	3339253	350.0	346.6	
37 Chloroform	83	8.494	8.489	0.005	98	1750549	25.0	24.7	
38 1,1,1-Trichloroethane	97	8.820	8.805	0.015	98	1483923	25.0	24.3	
39 Cyclohexane	56	8.928	8.923	0.005	97	1575227	25.0	24.8	
40 1,1-Dichloropropene	75	9.106	9.101	0.005	92	1503046	25.0	26.2	
41 Carbon tetrachloride	117	9.106	9.101	0.005	98	1404670	25.0	25.3	
$ 42 1,2-Dichloroethane-d4 (Sur	65	9.333	9.329	0.004	98	753559	25.0	24.5	
43 Isobutyl alcohol	43	9.324	9.319	0.005	93	1612423	1250.0	1238.0	
44 Benzene	78	9.452	9.447	0.005	97	2597301	25.0	24.7	
45 1,2-Dichloroethane	62	9.472	9.457	0.015	91	890734	25.0	24.6	
46 Tert-amyl methyl ether	73	9.669	9.665	0.004	97	2107083	25.0	24.7	
* 47 Fluorobenzene	96	9.936	9.921	0.015	97	3034039	25.0	25.0	
48 Trichloroethene	95	10.578	10.574	0.004	98	1128292	25.0	24.3	
49 Methylcyclohexane	83	10.934	10.929	0.005	88	1303191	25.0	24.9	
50 1,2-Dichloropropane	63	10.954	10.949	0.005	90	1124705	25.0	23.9	
51 Dibromomethane	93	11.161	11.147	0.014	98	888445	25.0	24.3	
52 Methyl methacrylate	69	11.191	11.176	0.015	98	585535	25.0	22.8	
53 1,4-Dioxane	88	11.221	11.216	0.005	95	322475	1250.0	1273.7	
54 Dichlorobromomethane	83	11.448	11.433	0.015	98	1802437	25.0	24.3	
56 cis-1,3-Dichloropropene	75	12.258	12.244	0.014	95	1570482	25.0	24.0	
57 4-Methyl-2-pentanone (MIBK	43	12.545	12.530	0.015	96	4907161	125.0	117.7	
$ 58 Toluene-d8 (Surr)	98	12.762	12.747	0.015	97	2482057	25.0	24.7	
59 Toluene	92	12.881	12.866	0.015	94	1719276	25.0	24.5	
60 trans-1,3-Dichloropropene	75	13.286	13.271	0.015	98	1295520	25.0	24.4	
61 Ethyl methacrylate	69	13.493	13.479	0.014	95	1212050	25.0	23.8	
62 1,1,2-Trichloroethane	83	13.632	13.617	0.015	96	794288	25.0	24.2	
63 Tetrachloroethene	166	13.948	13.933	0.015	98	1356864	25.0	24.6	
64 1,3-Dichloropropane	76	13.958	13.953	0.005	97	1504953	25.0	23.3	
65 2-Hexanone	43	14.155	14.141	0.014	100	3168478	125.0	115.6	
66 Chlorodibromomethane	129	14.422	14.408	0.014	98	1551553	25.0	24.7	
67 Ethylene Dibromide	107	14.650	14.645	0.005	98	1321503	25.0	24.6	
* 68 Chlorobenzene-d5	117	15.677	15.662	0.015	89	2184833	25.0	25.0	
69 Chlorobenzene	112	15.736	15.722	0.014	92	2133975	25.0	24.7	
70 1,1,1,2-Tetrachloroethane	131	15.914	15.909	0.005	98	1123391	25.0	25.2	
71 Ethylbenzene	91	16.003	15.989	0.014	99	3511762	25.0	24.8	
72 m-Xylene & p-Xylene	106	16.280	16.265	0.015	99	2428174	50.0	49.7	
S 73 Xylenes, Total	106				0		75.0	74.3	
74 o-Xylene	106	17.209	17.204	0.005	92	1161611	25.0	24.6	
75 Styrene	104	17.238	17.234	0.004	93	1999469	25.0	24.5	
76 Bromoform	173	17.644	17.629	0.015	96	1244170	25.0	24.5	
77 Isopropylbenzene	105	18.059	18.044	0.015	97	3308077	25.0	24.8	
78 trans-1,4-Dichloro-2-buten	53	18.691	18.676	0.015	86	282845	25.0	24.4	
$ 79 4-Bromofluorobenzene	95	18.325	18.311	0.014	86	1664013	25.0	24.5	
80 Bromobenzene	156	18.582	18.568	0.014	98	1134476	25.0	24.5	
81 1,1,2,2-Tetrachloroethane	83	18.592	18.577	0.015	100	1566286	25.0	24.9	
82 1,2,3-Trichloropropane	110	18.651	18.637	0.014	67	352565	25.0	24.3	
83 N-Propylbenzene	120	18.800	18.785	0.015	98	822801	25.0	24.4	
84 2-Chlorotoluene	126	18.908	18.903	0.005	96	796639	25.0	25.3	
85 4-Chlorotoluene	126	19.076	19.062	0.014	97	799835	25.0	25.0	

Compound	Sig	RT (min.)	Adj RT (min.)	Dlt RT (min.)	Q	Response	Cal Amt ug/l	OnCol Amt ug/l	Flags
86 1,3,5-Trimethylbenzene	105	19.076	19.062	0.014	75	2392285	25.0	24.9	
87 tert-Butylbenzene	119	19.531	19.516	0.015	93	2600977	25.0	24.5	
88 1,2,4-Trimethylbenzene	105	19.590	19.585	0.005	98	2330444	25.0	24.5	
89 sec-Butylbenzene	105	19.817	19.803	0.014	99	3482388	25.0	24.7	
90 1,3-Dichlorobenzene	146	19.936	19.921	0.015	94	1729509	25.0	25.0	
91 4-Isopropyltoluene	119	19.995	19.990	0.005	98	2710980	25.0	24.2	
* 92 1,4-Dichlorobenzene-d4	152	20.015	20.010	0.005	97	1220199	25.0	25.0	
93 1,4-Dichlorobenzene	146	20.045	20.030	0.015	92	1771930	25.0	24.9	
$ 94 1,2-Dichlorobenzene-d4	152	20.450	20.435	0.015	88	1088990	25.0	24.9	
95 1,2-Dichlorobenzene	146	20.470	20.455	0.015	81	1579483	25.0	24.7	
96 n-Butylbenzene	91	20.470	20.455	0.015	98	2404818	25.0	23.1	
97 1,2-Dibromo-3-Chloropropan	75	21.260	21.245	0.015	94	290327	25.0	23.5	
98 1,2,4-Trichlorobenzene	180	22.090	22.075	0.015	94	1052511	25.0	24.1	
99 Hexachlorobutadiene	225	22.258	22.243	0.015	94	631238	25.0	23.2	
100 Naphthalene	128	22.337	22.322	0.015	98	1809891	25.0	25.6	
101 1,2,3-Trichlorobenzene	180	22.594	22.579	0.015	95	931513	25.0	24.3	

Reagents:

VM8260SUW_00070	Amount Added:	2.50	Units: uL	
VMLWSPaw_00263	Amount Added:	2.50	Units: uL	
VM8260LWSPbw_00076	Amount Added:	2.50	Units: uL	
VM8260LWSPcw_00075	Amount Added:	2.50	Units: uL	
VMTBASPw_00061	Amount Added:	1.00	Units: uL	
VM8260ISw_00072	Amount Added:	2.50	Units: uL	Run Reagent

Report Date: 24-Sep-2014 11:07:43 Chrom Revision: 2.2 18-Aug-2014 12:17:36

TestAmerica Burlington

Data File: \\BTV-LIMS1\ChromData\CHL.i\20140923-9607.b\LKOB20.D

Injection Date:	23-Sep-2014 19:22:30	Instrument ID:	CHL.i	Operator ID:	NEA
Lims ID:	200-24299-A-2 MS			Worklist Smp#:	20
Client ID:	WELL #5				
Purge Vol:	5.000 mL	Dil. Factor:	1.0000	ALS Bottle#:	19
Method:	8260_L_W	Limit Group:	VM_8260C_Limits		

Column: DB-624 (0.53 mm)

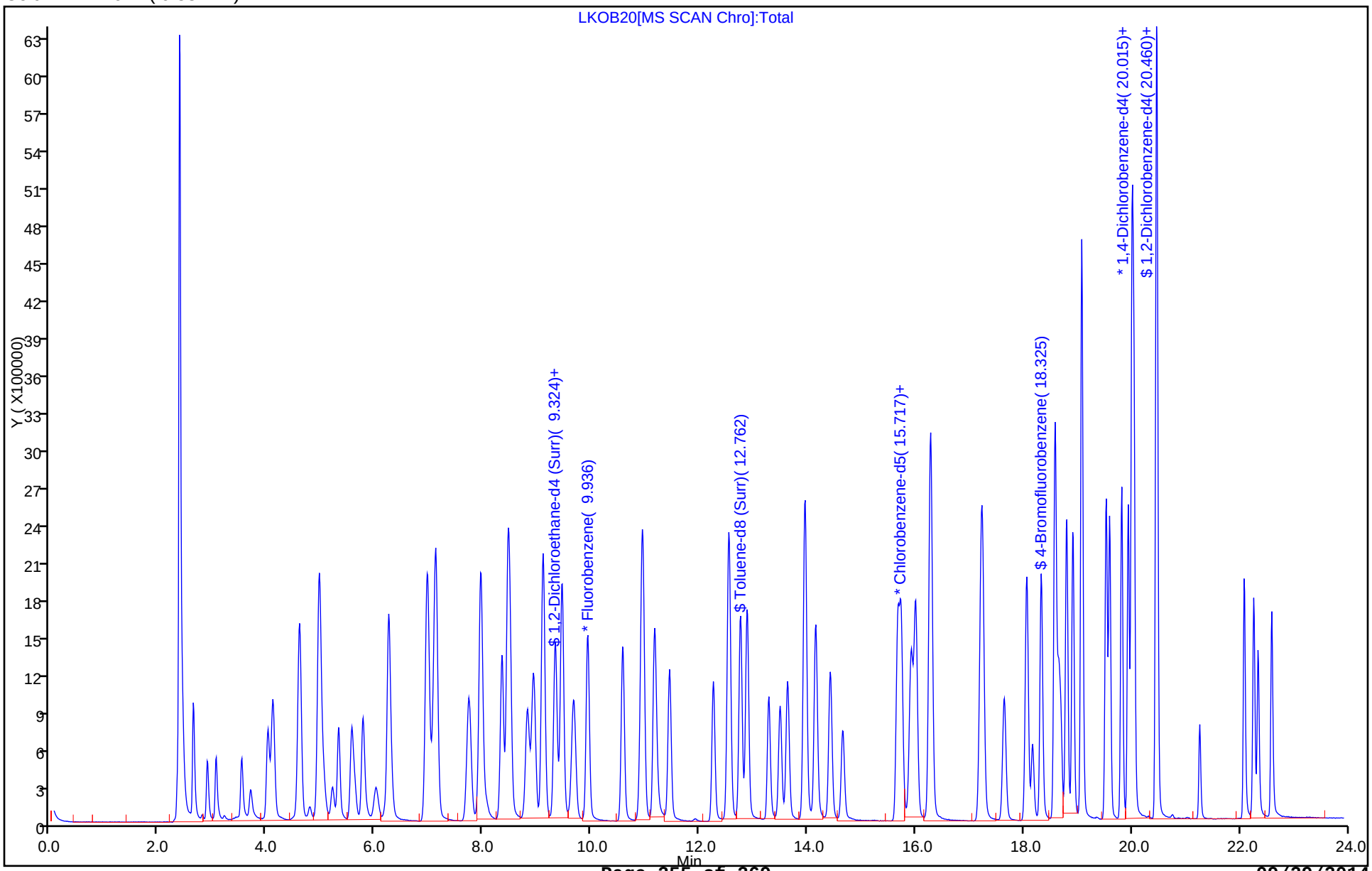

FORM I
GC/MS VOA ORGANICS ANALYSIS DATA SHEET

Lab Name: TestAmerica Burlington Job No.: 200-24299-1

SDG No.: 200-24299

Client Sample ID: WELL #5 MSD Lab Sample ID: 200-24299-2 MSD

Matrix: Water Lab File ID: LKOB21.D

Analysis Method: 8260C Date Collected: 09/18/2014 10:40

Sample wt/vol: 5(mL) Date Analyzed: 09/23/2014 19:55

Soil Aliquot Vol: Dilution Factor: 1

Soil Extract Vol.: GC Column: DB-624 ID: 0.53(mm)

% Moisture: Level: (low/med) Low

Analysis Batch No.: 77624 Units: ug/L

CAS NO.	COMPOUND NAME	RESULT	Q	LOQ	LOD	DL
75-71-8	Dichlorodifluoromethane	22.8		1.0	0.20	0.19
74-87-3	Chloromethane	23.3		1.0	0.20	0.19
75-01-4	Vinyl chloride	22.8		1.0	0.26	0.23
74-83-9	Bromomethane	27.3		1.0	0.26	0.22
75-00-3	Chloroethane	20.6		1.0	0.26	0.20
75-69-4	Trichlorofluoromethane	24.7		1.0	0.26	0.20
75-35-4	1,1-Dichloroethene	24.5		1.0	0.20	0.12
76-13-1	1,1,2-Trichloro-1,2,2-trifl uoroethane	24.8		1.0	0.20	0.11
67-64-1	Acetone	106		5.0	1.0	0.68
74-88-4	Iodomethane	22.0		1.0	0.20	0.17
75-15-0	Carbon disulfide	25.4		1.0	0.20	0.16
79-20-9	Methyl acetate	20.1		1.0	0.51	0.21
75-09-2	Methylene Chloride	23.5		1.0	0.20	0.15
156-60-5	trans-1,2-Dichloroethene	25.3		1.0	0.20	0.14
540-59-0	1,2-Dichloroethene, Total	50.1		1.0	0.40	0.26
1634-04-4	Methyl tert-butyl ether	25.3		1.0	0.20	0.090
75-34-3	1,1-Dichloroethane	24.8		1.0	0.20	0.10
108-05-4	Vinyl acetate	27.8		1.0	0.31	0.13
594-20-7	2,2-Dichloropropane	22.0		1.0	0.20	0.10
156-59-2	cis-1,2-Dichloroethene	24.8		1.0	0.20	0.14
78-93-3	2-Butanone (MEK)	117		5.0	1.0	0.81
74-97-5	Chlorobromomethane	25.3		1.0	0.20	0.15
109-99-9	Tetrahydrofuran	347		14	2.8	1.6
67-66-3	Chloroform	24.4		1.0	0.20	0.11
71-55-6	1,1,1-Trichloroethane	24.3		1.0	0.20	0.070
110-82-7	Cyclohexane	24.7		1.0	0.20	0.10
563-58-6	1,1-Dichloropropene	25.9		1.0	0.20	0.080
56-23-5	Carbon tetrachloride	25.3		1.0	0.20	0.080
78-83-1	Isobutyl alcohol	1290		50	10	7.2
71-43-2	Benzene	24.6		1.0	0.20	0.080
107-06-2	1,2-Dichloroethane	24.4		1.0	0.51	0.16
79-01-6	Trichloroethene	24.2		1.0	0.20	0.13
108-87-2	Methylcyclohexane	24.8		1.0	0.20	0.070
78-87-5	1,2-Dichloropropane	23.9		1.0	0.31	0.12
74-95-3	Dibromomethane	24.6		1.0	0.26	0.22

FORM I
GC/MS VOA ORGANICS ANALYSIS DATA SHEET

Lab Name: TestAmerica Burlington | Job No.: 200-24299-1

SDG No.: 200-24299

Client Sample ID: WELL #5 MSD | Lab Sample ID: 200-24299-2 MSD

Matrix: Water | Lab File ID: LKOB21.D

Analysis Method: 8260C | Date Collected: 09/18/2014 10:40

Sample wt/vol: 5(mL) | Date Analyzed: 09/23/2014 19:55

Soil Aliquot Vol: | Dilution Factor: 1

Soil Extract Vol.: | GC Column: DB-624 ID: 0.53(mm)

% Moisture: | Level: (low/med) Low

Analysis Batch No.: 77624 | Units: ug/L

CAS NO.	COMPOUND NAME	RESULT	Q	LOQ	LOD	DL
123-91-1	1,4-Dioxane	1380		50	10	5.2
75-27-4	Dichlorobromomethane	24.3		1.0	0.20	0.090
110-75-8	2-Chloroethyl vinyl ether	0.51	U J	1.0	0.51	0.16
10061-01-5	cis-1,3-Dichloropropene	23.6		1.0	0.26	0.14
108-10-1	4-Methyl-2-pentanone (MIBK)	115		5.0	1.0	0.65
108-88-3	Toluene	24.4		1.0	0.20	0.090
10061-02-6	trans-1,3-Dichloropropene	24.0		1.0	0.20	0.19
79-00-5	1,1,2-Trichloroethane	23.9		1.0	0.20	0.12
127-18-4	Tetrachloroethene	24.5		1.0	0.20	0.11
142-28-9	1,3-Dichloropropane	23.3		1.0	0.20	0.10
591-78-6	2-Hexanone	118		5.0	1.0	0.72
124-48-1	Chlorodibromomethane	24.5		1.0	0.20	0.10
106-93-4	Ethylene Dibromide	24.5		1.0	0.20	0.14
108-90-7	Chlorobenzene	24.3		1.0	0.20	0.090
630-20-6	1,1,1,2-Tetrachloroethane	24.7		1.0	0.20	0.10
100-41-4	Ethylbenzene	24.5		1.0	0.20	0.090
179601-23-1	m-Xylene & p-Xylene	48.8		1.0	0.40	0.18
95-47-6	o-Xylene	24.6		1.0	0.20	0.080
1330-20-7	Xylenes, Total	73.4		1.0	0.60	0.26
100-42-5	Styrene	24.3		1.0	0.20	0.10
75-25-2	Bromoform	24.0		1.0	0.20	0.060
98-82-8	Isopropylbenzene	24.6		1.0	0.20	0.070
108-86-1	Bromobenzene	24.4		1.0	0.20	0.13
79-34-5	1,1,2,2-Tetrachloroethane	24.5		1.0	0.31	0.10
96-18-4	1,2,3-Trichloropropane	23.7		1.0	0.20	0.11
103-65-1	N-Propylbenzene	24.4		1.0	0.20	0.10
95-49-8	2-Chlorotoluene	25.1		1.0	0.20	0.10
106-43-4	4-Chlorotoluene	24.6		1.0	0.20	0.12
108-67-8	1,3,5-Trimethylbenzene	24.4		1.0	0.20	0.080
98-06-6	tert-Butylbenzene	24.1		1.0	0.20	0.060
95-63-6	1,2,4-Trimethylbenzene	24.0		1.0	0.20	0.090
135-98-8	sec-Butylbenzene	24.2		1.0	0.20	0.080
99-87-6	4-Isopropyltoluene	23.6		1.0	0.20	0.090
541-73-1	1,3-Dichlorobenzene	24.6		1.0	0.20	0.11
106-46-7	1,4-Dichlorobenzene	24.5		1.0	0.20	0.16
95-50-1	1,2-Dichlorobenzene	24.4		1.0	0.20	0.13

FORM I
GC/MS VOA ORGANICS ANALYSIS DATA SHEET

Lab Name: TestAmerica Burlington Job No.: 200-24299-1

SDG No.: 200-24299

Client Sample ID: WELL #5 MSD Lab Sample ID: 200-24299-2 MSD

Matrix: Water Lab File ID: LKOB21.D

Analysis Method: 8260C Date Collected: 09/18/2014 10:40

Sample wt/vol: 5(mL) Date Analyzed: 09/23/2014 19:55

Soil Aliquot Vol: Dilution Factor: 1

Soil Extract Vol.: GC Column: DB-624 ID: 0.53(mm)

% Moisture: Level: (low/med) Low

Analysis Batch No.: 77624 Units: ug/L

CAS NO.	COMPOUND NAME	RESULT	Q	LOQ	LOD	DL
104-51-8	n-Butylbenzene	22.3		1.0	0.20	0.080
96-12-8	1,2-Dibromo-3-Chloropropane	22.8		1.0	0.20	0.19
120-82-1	1,2,4-Trichlorobenzene	23.9		1.0	0.20	0.10
87-68-3	Hexachlorobutadiene	23.4		1.0	0.20	0.16
91-20-3	Naphthalene	25.1		1.0	0.20	0.18
87-61-6	1,2,3-Trichlorobenzene	23.6		1.0	0.20	0.15

CAS NO.	SURROGATE	%REC	Q	LIMITS
17060-07-0	1,2-Dichloroethane-d4 (Surr)	97		80-120
2037-26-5	Toluene-d8 (Surr)	98		80-120
460-00-4	4-Bromofluorobenzene	96		80-125
2199-69-1	1,2-Dichlorobenzene-d4	99		75-120

TestAmerica Burlington
Target Compound Quantitation Report

Data File: \\BTV-LIMS1\ChromData\CHL.i\20140923-9607.b\LKOB21.D
Lims ID: 200-24299-A-2 MSD
Client ID: WELL #5
Sample Type: MSD
Inject. Date: 23-Sep-2014 19:55:30 ALS Bottle#: 20 Worklist Smp#: 21
Purge Vol: 5.000 mL Dil. Factor: 1.0000
Sample Info: 200-0009607-021
Misc. Info.: 1,5
Operator ID: NEA Instrument ID: CHL.i

Method: \\BTV-LIMS1\ChromData\CHL.i\20140923-9607.b\8260_L_W.m
Limit Group: VM_8260C_Limits
Last Update: 24-Sep-2014 11:07:14 Calib Date: 17-Sep-2014 16:20:30
Integrator: RTE ID Type: RT Order ID
Quant Method: Internal Standard Quant By: Initial Calibration
Last ICal File: \\BTV-LIMS1\ChromData\CHL.i\20140917-9513.b\LKO09.D

Column 1 : DB-624 (0.53 mm) Det: MS SCAN
Process Host: XAWRK021

First Level Reviewer: archern Date: 24-Sep-2014 10:56:14

Compound	Sig	RT (min.)	Adj RT (min.)	Dlt RT (min.)	Q	Response	Cal Amt ug/l	OnCol Amt ug/l	Flags
1 Dichlorodifluoromethane	85	2.627	2.639	-0.012	89	1507068	25.0	22.8	
2 Chloromethane	50	2.884	2.896	-0.012	88	940731	25.0	23.3	
3 Vinyl chloride	62	3.052	3.054	-0.002	82	984701	25.0	22.8	
5 Bromomethane	94	3.526	3.538	-0.012	99	618825	25.0	27.3	
6 Chloroethane	64	3.694	3.706	-0.012	97	493997	25.0	20.6	
7 Dichlorofluoromethane	67	4.010	4.022	-0.012	91	1841869	25.0	25.0	
8 Trichlorofluoromethane	101	4.099	4.121	-0.022	88	1719568	25.0	24.7	
9 1,2-Dichloro-1,1,2-trifluo	67	4.593	4.605	-0.012	90	1881152	25.0	23.9	
10 Ethyl ether	59	4.593	4.605	-0.012	50	507848	25.0	25.1	
11 Acrolein	56	4.791	4.793	-0.002	71	214890	125.7	126.2	
12 1,1-Dichloroethene	96	4.949	4.961	-0.012	87	839351	25.0	24.5	
13 1,1,2-Trichloro-1,2,2-trif	101	4.979	4.981	-0.002	92	1542190	25.0	24.8	
14 Acetone	43	5.048	5.060	-0.012	77	715433	125.0	106.3	
15 Iodomethane	142	5.206	5.218	-0.012	97	925869	25.0	22.0	
16 Carbon disulfide	76	5.325	5.327	-0.002	99	2107878	25.0	25.4	
17 3-Chloro-1-propene	41	5.562	5.564	-0.002	92	1318562	25.0	22.2	
18 Methyl acetate	74	5.621	5.623	-0.002	99	143129	25.0	20.1	
19 Methylene Chloride	84	5.769	5.771	-0.002	90	816703	25.0	23.5	
20 2-Methyl-2-propanol	59	6.006	6.008	-0.002	88	1042848	500.0	491.6	
21 Acrylonitrile	53	6.174	6.176	-0.002	95	168699	25.0	26.6	
22 trans-1,2-Dichloroethene	96	6.243	6.246	-0.003	88	945738	25.0	25.3	
23 Methyl tert-butyl ether	73	6.263	6.275	-0.012	97	1709344	25.0	25.3	
S 24 1,2-Dichloroethene, Total	96				0		50.0	50.1	
25 1,1-Dichloroethane	63	6.945	6.947	-0.002	87	1872988	25.0	24.8	
26 Vinyl acetate	43	7.083	7.105	-0.022	66	2279948	25.0	27.8	
27 2-Chloro-1,3-butadiene	53	7.113	7.125	-0.012	48	1281189	25.0	23.6	
28 Isopropyl ether	45	7.103	7.115	-0.012	96	3738320	25.0	24.9	
29 Tert-butyl ethyl ether	59	7.726	7.728	-0.002	94	2613857	25.0	25.9	
30 2,2-Dichloropropane	77	7.933	7.945	-0.012	61	1159906	25.0	22.0	
31 cis-1,2-Dichloroethene	96	7.943	7.945	-0.002	85	954648	25.0	24.8	
32 2-Butanone (MEK)	72	7.963	7.975	-0.012	97	314804	125.0	116.9	

Compound	Sig	RT (min.)	Adj RT (min.)	Dlt RT (min.)	Q	Response	Cal Amt ug/l	OnCol Amt ug/l	Flags
33 Propionitrile	54	8.052	8.054	-0.002	84	286320	100.0	99.5	
34 Methacrylonitrile	67	8.319	8.321	-0.002	52	227620	25.0	26.1	
35 Chlorobromomethane	128	8.338	8.350	-0.012	82	542875	25.0	25.3	
36 Tetrahydrofuran	42	8.447	8.449	-0.002	96	3319767	350.0	347.5	
37 Chloroform	83	8.487	8.489	-0.002	85	1718337	25.0	24.4	
38 1,1,1-Trichloroethane	97	8.803	8.805	-0.002	90	1470365	25.0	24.3	
39 Cyclohexane	56	8.921	8.923	-0.002	93	1558696	25.0	24.7	
40 1,1-Dichloropropene	75	9.089	9.101	-0.012	90	1472428	25.0	25.9	
41 Carbon tetrachloride	117	9.099	9.101	-0.002	66	1393122	25.0	25.3	
$ 42 1,2-Dichloroethane-d4 (Sur	65	9.326	9.329	-0.003	98	739042	25.0	24.2	
43 Isobutyl alcohol	43	9.317	9.319	-0.002	91	1660397	1250.0	1285.7	
44 Benzene	78	9.445	9.447	-0.002	91	2563476	25.0	24.6	
45 1,2-Dichloroethane	62	9.455	9.457	-0.002	52	874419	25.0	24.4	
46 Tert-amyl methyl ether	73	9.662	9.665	-0.003	95	2077344	25.0	24.5	
* 47 Fluorobenzene	96	9.919	9.921	-0.002	97	3008497	25.0	25.0	
48 Trichloroethene	95	10.571	10.574	-0.003	95	1113241	25.0	24.2	
49 Methylcyclohexane	83	10.917	10.929	-0.012	82	1289868	25.0	24.8	
50 1,2-Dichloropropane	63	10.947	10.949	-0.002	81	1114211	25.0	23.9	
51 Dibromomethane	93	11.145	11.147	-0.002	90	889998	25.0	24.6	
52 Methyl methacrylate	69	11.174	11.176	-0.002	97	573644	25.0	22.4	
53 1,4-Dioxane	88	11.204	11.216	-0.012	56	346557	1250.0	1380.5	
54 Dichlorobromomethane	83	11.431	11.433	-0.002	95	1782058	25.0	24.3	
56 cis-1,3-Dichloropropene	75	12.241	12.244	-0.003	90	1534268	25.0	23.6	
57 4-Methyl-2-pentanone (MIBK	43	12.528	12.530	-0.002	94	4766823	125.0	115.3	
$ 58 Toluene-d8 (Surr)	98	12.745	12.747	-0.002	95	2436875	25.0	24.4	
59 Toluene	92	12.864	12.866	-0.002	89	1705594	25.0	24.4	
60 trans-1,3-Dichloropropene	75	13.269	13.271	-0.002	90	1268730	25.0	24.0	
61 Ethyl methacrylate	69	13.477	13.479	-0.002	78	1185039	25.0	23.5	
62 1,1,2-Trichloroethane	83	13.615	13.617	-0.002	92	782152	25.0	23.9	
63 Tetrachloroethene	166	13.931	13.933	-0.002	91	1341148	25.0	24.5	
64 1,3-Dichloropropane	76	13.941	13.953	-0.012	94	1497131	25.0	23.3	
65 2-Hexanone	43	14.139	14.141	-0.002	78	3224636	125.0	118.2	
66 Chlorodibromomethane	129	14.405	14.408	-0.003	95	1527444	25.0	24.5	
67 Ethylene Dibromide	107	14.633	14.645	-0.012	97	1314213	25.0	24.5	
* 68 Chlorobenzene-d5	117	15.660	15.662	-0.002	88	2175053	25.0	25.0	
69 Chlorobenzene	112	15.720	15.722	-0.002	92	2093742	25.0	24.3	
70 1,1,1,2-Tetrachloroethane	131	15.907	15.909	-0.002	93	1097065	25.0	24.7	
71 Ethylbenzene	91	15.986	15.989	-0.003	99	3462177	25.0	24.5	
72 m-Xylene & p-Xylene	106	16.263	16.265	-0.002	99	2374805	50.0	48.8	
S 73 Xylenes, Total	106				0		75.0	73.4	
74 o-Xylene	106	17.192	17.204	-0.012	87	1156078	25.0	24.6	
75 Styrene	104	17.222	17.234	-0.012	84	1970130	25.0	24.3	
76 Bromoform	173	17.627	17.629	-0.002	73	1214689	25.0	24.0	
77 Isopropylbenzene	105	18.042	18.044	-0.002	83	3265242	25.0	24.6	
78 trans-1,4-Dichloro-2-buten	53	18.674	18.676	-0.002	28	280656	25.0	24.3	
$ 79 4-Bromofluorobenzene	95	18.308	18.311	-0.003	85	1616449	25.0	24.0	
80 Bromobenzene	156	18.565	18.568	-0.003	95	1121782	25.0	24.4	
81 1,1,2,2-Tetrachloroethane	83	18.575	18.577	-0.002	89	1532034	25.0	24.5	
82 1,2,3-Trichloropropane	110	18.635	18.637	-0.002	58	342510	25.0	23.7	
83 N-Propylbenzene	120	18.783	18.785	-0.002	95	817638	25.0	24.4	
84 2-Chlorotoluene	126	18.901	18.903	-0.002	78	785135	25.0	25.1	
85 4-Chlorotoluene	126	19.059	19.062	-0.003	97	785578	25.0	24.6	

Compound	Sig	RT (min.)	Adj RT (min.)	Dlt RT (min.)	Q	Response	Cal Amt ug/l	OnCol Amt ug/l	Flags
86 1,3,5-Trimethylbenzene	105	19.059	19.062	-0.003	74	2334209	25.0	24.4	
87 tert-Butylbenzene	119	19.514	19.516	-0.002	92	2540365	25.0	24.1	
88 1,2,4-Trimethylbenzene	105	19.583	19.585	-0.002	98	2267767	25.0	24.0	
89 sec-Butylbenzene	105	19.801	19.803	-0.002	95	3391979	25.0	24.2	
90 1,3-Dichlorobenzene	146	19.919	19.921	-0.002	81	1692596	25.0	24.6	
91 4-Isopropyltoluene	119	19.988	19.990	-0.002	94	2631265	25.0	23.6	
* 92 1,4-Dichlorobenzene-d4	152	20.008	20.010	-0.002	96	1213337	25.0	25.0	
93 1,4-Dichlorobenzene	146	20.028	20.030	-0.002	87	1734973	25.0	24.5	
$ 94 1,2-Dichlorobenzene-d4	152	20.433	20.435	-0.002	84	1073804	25.0	24.7	
95 1,2-Dichlorobenzene	146	20.453	20.455	-0.002	77	1552609	25.0	24.4	
96 n-Butylbenzene	91	20.453	20.455	-0.002	97	2310875	25.0	22.3	
97 1,2-Dibromo-3-Chloropropan	75	21.243	21.245	-0.002	92	280009	25.0	22.8	
98 1,2,4-Trichlorobenzene	180	22.073	22.075	-0.002	89	1038549	25.0	23.9	
99 Hexachlorobutadiene	225	22.241	22.243	-0.002	70	632655	25.0	23.4	
100 Naphthalene	128	22.320	22.322	-0.002	97	1767883	25.0	25.1	
101 1,2,3-Trichlorobenzene	180	22.577	22.579	-0.002	94	898295	25.0	23.6	

Reagents:

VM8260SUW_00070	Amount Added:	2.50	Units: uL	
VMLWSPaw_00263	Amount Added:	2.50	Units: uL	
VM8260LWSPbw_00076	Amount Added:	2.50	Units: uL	
VM8260LWSPcw_00075	Amount Added:	2.50	Units: uL	
VMTBASPw_00061	Amount Added:	1.00	Units: uL	
VM8260ISw_00072	Amount Added:	2.50	Units: uL	Run Reagent

Report Date: 24-Sep-2014 11:07:44 Chrom Revision: 2.2 18-Aug-2014 12:17:36

TestAmerica Burlington

Data File: \\BTV-LIMS1\ChromData\CHL.i\20140923-9607.b\LKOB21.D

Injection Date:	23-Sep-2014 19:55:30	Instrument ID:	CHL.i	Operator ID:	NEA
Lims ID:	200-24299-A-2 MSD			Worklist Smp#:	21
Client ID:	WELL #5				
Purge Vol:	5.000 mL	Dil. Factor:	1.0000	ALS Bottle#:	20
Method:	8260_L_W	Limit Group:	VM_8260C_Limits		

Column: DB-624 (0.53 mm)

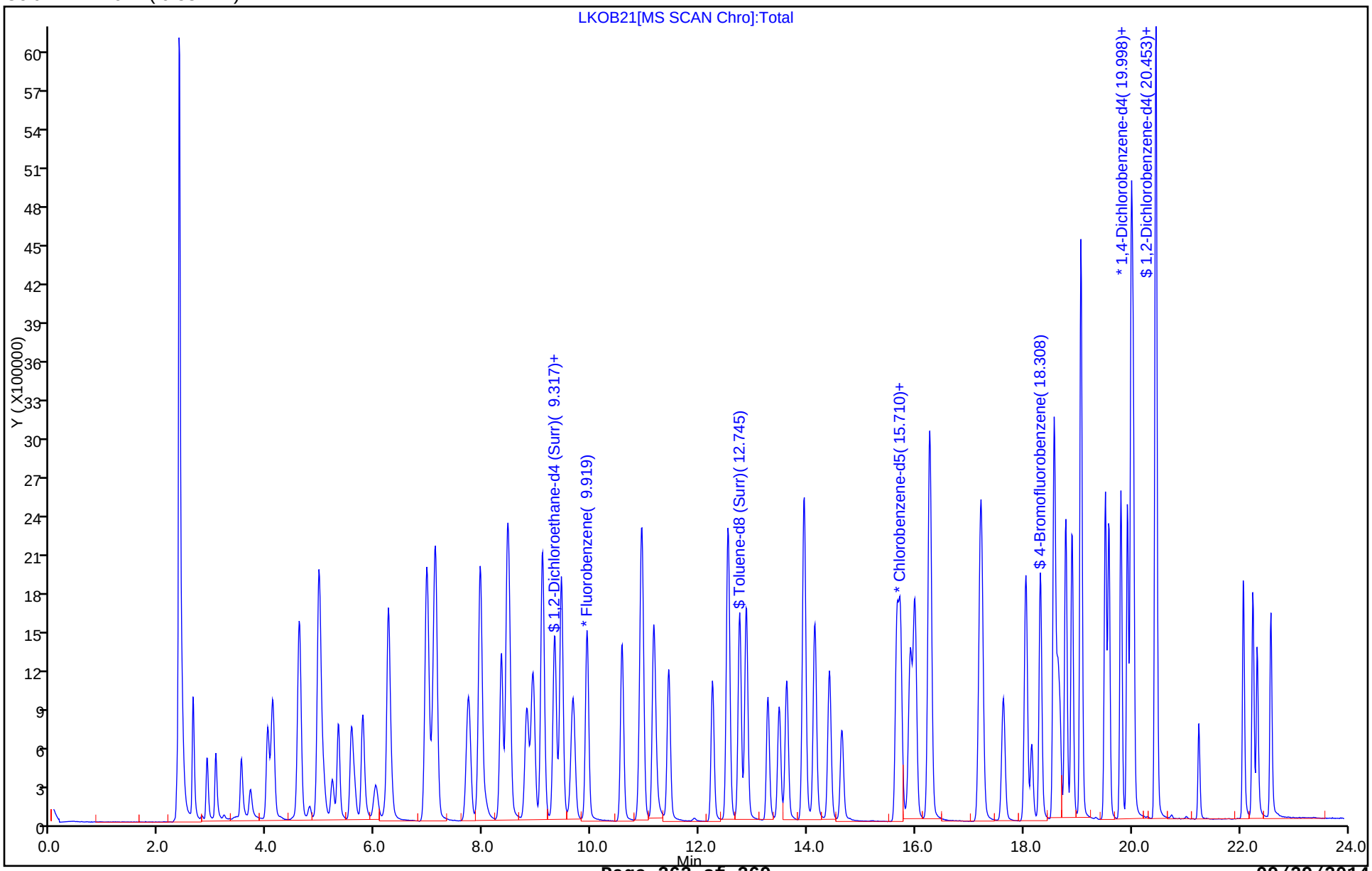

GC/MS VOA ANALYSIS RUN LOG

Lab Name: TestAmerica Burlington Job No.: 200-24299-1

SDG No.: 200-24299

Instrument ID: CHL.i Start Date: 09/17/2014 12:14

Analysis Batch Number: 77379 End Date: 09/17/2014 19:35

LAB SAMPLE ID	CLIENT SAMPLE ID	DATE ANALYZED	DILUTION FACTOR	LAB FILE ID	COLUMN ID
BFB 200-77379/1		09/17/2014 12:14	1	LKO01.D	DB-624 0.53(mm)
VIBLK 200-77379/2		09/17/2014 12:30	1		DB-624 0.53(mm)
IC 200-77379/3		09/17/2014 13:02	1	LKO03.D	DB-624 0.53(mm)
IC 200-77379/4		09/17/2014 13:35	1	LKO04.D	DB-624 0.53(mm)
IC 200-77379/5		09/17/2014 14:08	1	LKO05.D	DB-624 0.53(mm)
IC 200-77379/6		09/17/2014 14:41	1	LKO06.D	DB-624 0.53(mm)
ICIS 200-77379/7		09/17/2014 15:14	1	LKO07.D	DB-624 0.53(mm)
IC 200-77379/8		09/17/2014 15:47	1	LKO08.D	DB-624 0.53(mm)
IC 200-77379/9		09/17/2014 16:20	1	LKO09.D	DB-624 0.53(mm)
VIBLK 200-77379/11		09/17/2014 16:52	1		DB-624 0.53(mm)
VIBLK 200-77379/12		09/17/2014 17:25	1		DB-624 0.53(mm)
ICV 200-77379/13		09/17/2014 17:58	1	LKO12.D	DB-624 0.53(mm)
ZZZZZ		09/17/2014 18:31	1		DB-624 0.53(mm)
VIBLK 200-77379/15		09/17/2014 19:03	1		DB-624 0.53(mm)
ZZZZZ		09/17/2014 19:35	1		DB-624 0.53(mm)

GC/MS VOA ANALYSIS RUN LOG

Lab Name: TestAmerica Burlington Job No.: 200-24299-1

SDG No.: 200-24299

Instrument ID: CHL.i Start Date: 09/23/2014 09:08

Analysis Batch Number: 77624 End Date: 09/23/2014 19:55

LAB SAMPLE ID	CLIENT SAMPLE ID	DATE ANALYZED	DILUTION FACTOR	LAB FILE ID	COLUMN ID
BFB 200-77624/1		09/23/2014 09:08	1	LKOB01.D	DB-624 0.53(mm)
CCVIS 200-77624/2		09/23/2014 09:34	1	LKOB02.D	DB-624 0.53(mm)
LCS 200-77624/3		09/23/2014 10:06	1	LKOB03.D	DB-624 0.53(mm)
VIBLK 200-77624/4		09/23/2014 10:39	1		DB-624 0.53(mm)
MB 200-77624/5		09/23/2014 11:12	1	LKOB05.D	DB-624 0.53(mm)
200-24299-10	TRIP BLANK	09/23/2014 13:22	1	LKOB09.D	DB-624 0.53(mm)
200-24299-11	FIELD BLANK	09/23/2014 13:55	1	LKOB10.D	DB-624 0.53(mm)
200-24299-1	PURGE WATER 9-19-14	09/23/2014 14:28	1	LKOB11.D	DB-624 0.53(mm)
200-24299-2	WELL #5	09/23/2014 15:00	1	LKOB12.D	DB-624 0.53(mm)
200-24299-3	WELL #2	09/23/2014 15:33	1	LKOB13.D	DB-624 0.53(mm)
200-24299-4	WELL #1	09/23/2014 16:06	1	LKOB14.D	DB-624 0.53(mm)
200-24299-7	WELL #3	09/23/2014 16:39	1	LKOB15.D	DB-624 0.53(mm)
200-24299-8	WELL #4	09/23/2014 17:12	1	LKOB16.D	DB-624 0.53(mm)
200-24299-9	DUP-9-18-14	09/23/2014 17:44	1	LKOB17.D	DB-624 0.53(mm)
ZZZZZ		09/23/2014 18:17	1		DB-624 0.53(mm)
ZZZZZ		09/23/2014 18:50	1		DB-624 0.53(mm)
200-24299-2 MS	WELL #5 MS	09/23/2014 19:22	1	LKOB20.D	DB-624 0.53(mm)
200-24299-2 MSD	WELL #5 MSD	09/23/2014 19:55	1	LKOB21.D	DB-624 0.53(mm)

Shipping and Receiving Documents

TestAmerica Burlington
30 Community Drive, Suite 11
South Burlington, VT 05403
Phone:(802)660-1990

Chain of Custody Record

TestAmerica
THE LEADER IN ENVIRONMENTAL TESTING

Client Information	Sampler: Matt Montario	Lab PM: Katherine Kelly	Carrier Tracking No(s):	COC No:
Client Contact: Lori Hoose	Phone: (518) 270-1620	E-Mail:		Page: 1 of 1
Company: H2H Associates				Job #:
Address: 179 River Street	Due Date Requested:			
City: Troy	TAT Requested (days):			
State, Zip: NY 12180				
Phone: (518) 270-1620 ext 111	PO #:			
Email: lhoose@h2hassociates.com	WO #:			
Project Name: AOC 3	Project #: 610.90			
Site: AOC 3	SSOW#:			

Cat B Deliverables

Analysis Requested

Preservation Codes:

A - HCL	M - Hexane
B - NaOH	N - None
C - Zn Acetate	O - AsNaO2
D - Nitric Acid	P - Na2O4S
E - NaHSO4	Q - Na2SO3
F - MeOH	R - Na2S2SO3
G - Amchlor	S - H2SO4
H - Ascorbic Acid	T - TSP Dodecahydrate
I - Ice	U - Acetone
J - DI Water	V - MCAA
K - EDTA	W - ph 4-5
L - EDA	Z - other (specify)

Other:

Sample Identification - Client ID	Sample Date	Sample Time	Sample Type (C=Comp, G=grab)	Matrix (W=water, S=solid, O=waste/oil, BT=Tissue, A=Air)	Field Filtered Sample (Yes or No)	Perform MS/MSD (Yes or No)	VOA 8260C	Total Number of containers	Special Instructions/Note:
			Preservation Code:						
Purge Water 9-19-14	9-19-14	1145	G	GW			3	3	
Well #5	9-18-14	1040	G	GW			3	3	
Well #2	9-19-14	1000	G	GW			3	3	
Well #1	9-19-14	1115	G	GW			3	3	
Well #5 MS	9-18-14	1040	G	GW			3	3	
Well #5 MSD	9-18-14	1040	G	GW			3	3	
Well #3	9-18-14	1530	G	GW			3	3	
Well #4	9-18-14	1330	G	GW			3	3	
Dupe - 9-18-14	9-18-14	—	G	GW			3	3	
Trip Blank	9-18-14	—	G	W			3	3	
Field Blank	9-19-14	1055	G	W			3	3	

200-24299 Chain of Custody

Possible Hazard Identification
☐ Non-Hazard ☐ Flammable ☐ Skin Irritant ☐ Poison B ☐ Unknown ☐ Radiological

Sample Disposal (A fee may be assessed if samples are retained longer than 1 month)
☐ Return To Client ☐ Disposal By Lab ☐ Archive For _____ Months

Deliverable Requested: I, II, III, IV, Other (specify) Cat B

Special Instructions/QC Requirements:

	Relinquished by:	Date/Time:	Company	Received by:	Date/Time:	Company
1		9/19/14 12:00	H2H		9/19/14 12:00	H2H
2		9/19/14 12:45	H2H		9-19-14 1245	TA
3		9-19-14 1700	TA		9/20/14 955	TA/QUE

Custody Seals Intact: Δ Yes Δ No

Custody Seal No.:

Cooler Temperature(s) °C and Other Remarks: 3.0°C

09/29/2014

ORIGIN ID:DSVA (518) 438-8140
TIM KNOLLMEYER
TESTAMERICA LAB INC
25 KRAFT AVE

ALBANY, NY 12205
UNITED STATES US

SHIP DATE: 19SEP14
ACTWGT: 22.9 LB
CAD: 552423/CAFE2805
DIMS: 21x14x11 IN

BILL THIRD PARTY

TO **SAMPLE RECEIVING**
TESTAMERICA-BURLINGTON
30 COMMUNITY DRIVE, SUITE 11

BURLINGTON VT 05403
(802) 660-1990
REF: H2H AOC 3

FedEx Express

J141214053000126

TRK# 0201 **4108 5809 7951**

SATURDAY 12:00P
PRIORITY OVERNIGHT

XO BTVA

05403
VT-US **BTV**

Login Sample Receipt Checklist

Client: H2H Associates LLC

Job Number: 200-24299-1
SDG Number: 200-24299

Login Number: 24299
List Number: 1
Creator: Atherton, Joel E

List Source: TestAmerica Burlington

Question	Answer	Comment
Radioactivity wasn't checked or is </= background as measured by a survey meter.	N/A	Lab does not accept radioactive samples.
The cooler's custody seal, if present, is intact.	True	882011
Sample custody seals, if present, are intact.	True	
The cooler or samples do not appear to have been compromised or tampered with.	True	
Samples were received on ice.	True	
Cooler Temperature is acceptable.	True	
Cooler Temperature is recorded.	True	2.8ºC IR GUN 181 CF= -0.2
COC is present.	True	
COC is filled out in ink and legible.	True	
COC is filled out with all pertinent information.	True	
Is the Field Sampler's name present on COC?	True	
There are no discrepancies between the containers received and the COC.	False	Received Trip Blank(s) not listed on COC.
Samples are received within Holding Time.	True	
Sample containers have legible labels.	True	
Containers are not broken or leaking.	True	
Sample collection date/times are provided.	True	
Appropriate sample containers are used.	True	
Sample bottles are completely filled.	True	
Sample Preservation Verified.	True	
There is sufficient vol. for all requested analyses, incl. any requested MS/MSDs	True	
Containers requiring zero headspace have no headspace or bubble is <6mm (1/4").	True	
Multiphasic samples are not present.	N/A	
Samples do not require splitting or compositing.	N/A	
Residual Chlorine Checked.	N/A	

TestAmerica Burlington

INTERNAL CHAIN OF CUSTODY LOG (ICOC)

Project Information:

Log In #: 200-24299	Method: 8260C
Client: H2H Associates	LAB IDs: 200-24299 1-4, 7-11

Samples associated with this log-in were placed into storage on 9/20/2014 (Date) 1255 (Time[2]) by: [signature]
Sample Custodian Signature

Storage Location: VA16 *Specify storage location (refrigerator, freezer ID or lab location) for original sample containers*

Storage Condition: ☒ Refrigeration ☐ Frozen Ambient

Internal Transfer Information

Sample Type		Lab ID(s)	Transfer	Transfer	Purpose of Transfer			Relinquished	Received	Storage Location
Original	Prepared[1]		Date	Time[2]	Prep	Analysis	Storage	By:	By:	Prepared Sample[1]
X		200-24299-1-4, 7-11	9/22/14	1520	X			[signature]	[signature]	Prep/Screen
X		" "	9/22/14	1535			X	[signature]	[signature]	Storage
X		" "	9/23/14	1150		X		[signature]	[signature]	Analysis
X		" "	9/23/14	1230			X	[signature]	[signature]	Storage

[1] Extract, digestate, or any other prepared sample that is no longer in original sample container

[2] Military Time

BRFSR012:07.09.10:2
TestAmerica

09/29/2014

Page 269 of 269

TestAmerica
THE LEADER IN ENVIRONMENTAL TESTING

ANALYTICAL REPORT

Job Number: 200-28023-1

SDG Number: 200-28023

Job Description: AOC 3

For:
H2H Associates LLC
179 River Street
Troy, NY 12180

Attention: Lori Hoose



Approved for release.
Kathryn A Kelly
Project Manager I
6/4/2015 2:36 PM

Kathryn A Kelly, Project Manager I
30 Community Drive, South Burlington, VT, 05403
kathryn.kelly@testamericainc.com
06/04/2015

The test results in this report relate only to sample(s) as received by the laboratory. These test results were derived under a quality system that adheres to the requirements of NELAC. Pursuant to NELAC, this report may not be produced in full without written approval from the laboratory

Table of Contents

Cover Title Page 1

Data Summaries 4

- Report Narrative 4
- Manual Integration Summary 5
- Sample Summary 7
- Executive Summary 8
- Method Summary 9
- Method / Analyst Summary 10
- Sample Datasheets 11
- Surrogate Summary 29
- QC Data Summary 30
- Data Qualifiers 39
- QC Association Summary 40
- Lab Chronicle 41
- Reagent Traceability 44
  - COAs 52
- Certification Summary 71

Organic Sample Data 72

- GC/MS VOA 72
  - 8260C 72
    - 8260C QC Summary 73
    - 8260C Sample Data 85
    - Standards Data 158
      - 8260C ICAL Data 158
      - 8260C CCAL Data 199
    - Raw QC Data 222

Table of Contents

8260C Tune Data 222
8260C Blank Data 228
8260C LCS/LCSD Data 238
8260C MS/MSD Data 245
8260C Run Logs 259
Shipping and Receiving Documents 261
Client Chain of Custody 262
Sample Receipt Checklist 264

CASE NARRATIVE

Client: H2H Associates LLC

Project: AOC 3

Report Number: 200-28023-1

With the exceptions noted as flags or footnotes, standard analytical protocols were followed in the analysis of the samples and no problems were encountered or anomalies observed. In addition all laboratory quality control samples were within established control limits, with any exceptions noted below. Each sample was analyzed to achieve the lowest possible reporting limit within the constraints of the method. In some cases, due to interference or analytes present at high concentrations, samples were diluted. For diluted samples, the reporting limits are adjusted relative to the dilution required.

Calculations are performed before rounding to avoid round-off errors in calculated results.

All holding times were met and proper preservation noted for the methods performed on these samples, unless otherwise detailed in the individual sections below.

RECEIPT

The samples were received on 05/20/2015; the samples arrived in good condition, properly preserved and on ice. The temperature of the coolers at receipt was 5.4 C.

VOLATILE ORGANIC COMPOUNDS

Samples IRRIGATION #2, IRRIGATION #3, IRRIGATION #4, IRRIGATION #5, MW-10, DUP-1-5-18-15, TRIP BLANK, IRRIGATION #1 and EQUIPMENT BLANK were analyzed for Volatile Organic Compounds in accordance with EPA SW-846 Method 8260C. The samples were analyzed on 05/27/2015.

The preservative used in the sample containers provided is not compatible with one of the Method 8260 analytes requested. The samples in this set were received preserved with hydrochloric acid. The requested target analyte list includes 2-chloroethyl vinyl ether, an acid-labile compound that degrades in an acidic medium.

1,2,3-Trichlorobenzene, Methylene Chloride and Naphthalene were detected in method blank MB 200-88791/5 at levels that were above the method detection limit but below the reporting limit. The values should be considered estimates, and have been flagged. If the associated sample reported a result above the MDL and/or RL, the result has been flagged. Refer to the QC report for details.

1,2-Dibromo-3-Chloropropane, Bromoform, Carbon tetrachloride, Isobutyl alcohol, Tetrahydrofuran, trans-1,3-Dichloropropene and Vinyl acetate failed the recovery criteria high for LCS 200-88791/3. Refer to the QC report for details.

2-Chloroethyl vinyl ether failed the recovery criteria low for the MS of sample IRRIGATION #4MS in batch 200-88791. Several analytes failed the recovery criteria high.

2-Chloroethyl vinyl ether failed the recovery criteria low for the MSD of sample IRRIGATION #4MSD in batch 200-88791. Several analytes failed the recovery criteria high.

The initial calibration verification analyzed in batch 88558 was outside of acceptance criteria for acrolein and vinyl acetate.

The continuing calibration verification recovered above the upper control limits for several compounds. The samples associated with this CCV were non-detects for the affected analytes; therefore, the data have been reported. A CCV standard at or below the reporting limit (RL) was analyzed with the affected samples and found to be acceptable. As indicated in the reference method, sample analysis may proceed; however, any detection for the affected analyte(s) is considered estimated. The low level CCV is evaluated by detections only and %D criteria are not applied.

No additional analytical or quality issues were noted, other than those described above or in the Definitions/Glossary page.

GC/MS VOA MANUAL INTEGRATION SUMMARY

Lab Name: TestAmerica Burlington Job No.: 200-28023-1

SDG No.: 200-28023

Instrument ID: CHL.i Analysis Batch Number: 88558

Lab Sample ID: IC 200-88558/4 Client Sample ID:

Date Analyzed: 05/20/15 13:17 Lab File ID: 13688_04.D GC Column: DB-624 ID: 0.53(mm)

COMPOUND NAME	RETENTION TIME	MANUAL INTEGRATION		
		REASON	ANALYST	DATE
1,1,2-Trichloro-1,2,2-trifluoroethane	4.96	Peak not found by the data system	wilburj	05/20/15 14:52

GC/MS VOA MANUAL INTEGRATION SUMMARY

Lab Name: TestAmerica Burlington Job No.: 200-28023-1

SDG No.: 200-28023

Instrument ID: CHL.i Analysis Batch Number: 88791

Lab Sample ID: CCVL 200-88791/4 Client Sample ID:

Date Analyzed: 05/27/15 12:28 Lab File ID: 13776_04.D GC Column: DB-624 ID: 0.53(mm)

COMPOUND NAME	RETENTION TIME	MANUAL INTEGRATION		
		REASON	ANALYST	DATE
2,2-Dichloropropane	7.91	Baseline Event	archern	05/27/15 13:20
Tetrahydrofuran	8.46	Baseline Event	archern	05/27/15 13:21

Lab Sample ID: 200-28023-1 Client Sample ID: IRRIGATION #2

Date Analyzed: 05/27/15 16:26 Lab File ID: 13776_10.D GC Column: DB-624 ID: 0.53(mm)

COMPOUND NAME	RETENTION TIME	MANUAL INTEGRATION		
		REASON	ANALYST	DATE
Methyl tert-butyl ether	6.27	Baseline Event	archern	05/28/15 13:31
Chlorodibromomethane	14.42	Baseline Event	archern	05/28/15 13:31

Lab Sample ID: 200-28023-3 Client Sample ID: IRRIGATION #4

Date Analyzed: 05/27/15 17:34 Lab File ID: 13776_12.D GC Column: DB-624 ID: 0.53(mm)

COMPOUND NAME	RETENTION TIME	MANUAL INTEGRATION		
		REASON	ANALYST	DATE
Acetone	5.04	Baseline Event	archern	05/28/15 13:40

SAMPLE SUMMARY

Client: H2H Associates LLC

Job Number: 200-28023-1
Sdg Number: 200-28023

Lab Sample ID	Client Sample ID	Client Matrix	Date/Time Sampled	Date/Time Received
200-28023-1	IRRIGATION #2	Water	05/18/2015 1335	05/20/2015 1020
200-28023-2	IRRIGATION #3	Water	05/18/2015 1125	05/20/2015 1020
200-28023-3	IRRIGATION #4	Water	05/18/2015 0955	05/20/2015 1020
200-28023-3MS	IRRIGATION #4	Water	05/18/2015 0955	05/20/2015 1020
200-28023-3MSD	IRRIGATION #4	Water	05/18/2015 0955	05/20/2015 1020
200-28023-4	IRRIGATION #5	Water	05/18/2015 1500	05/20/2015 1020
200-28023-5	MW-10	Water	05/18/2015 1640	05/20/2015 1020
200-28023-6FD	DUP-1-5-18-15	Water	05/18/2015 0000	05/20/2015 1020
200-28023-7TB	TRIP BLANK	Water	05/18/2015 0000	05/20/2015 1020
200-28023-8	IRRIGATION #1	Water	05/19/2015 0925	05/20/2015 1020
200-28023-9EB	EQUIPMENT BLANK	Water	05/19/2015 0900	05/20/2015 1020

EXECUTIVE SUMMARY - Detections

Client: H2H Associates LLC

Job Number: 200-28023-1
Sdg Number: 200-28023

Lab Sample ID / Analyte	Client Sample ID	Result	Qualifier	Reporting Limit	Units	Method
200-28023-1	**IRRIGATION #2**					
1,2-Dichloroethene, Total		1.2	J	2.0	ug/L	8260C
cis-1,2-Dichloroethene		1.2		1.0	ug/L	8260C
Trichloroethene		0.41	J	1.0	ug/L	8260C
200-28023-2	**IRRIGATION #3**					
1,2-Dichloroethene, Total		0.28	J	2.0	ug/L	8260C
cis-1,2-Dichloroethene		0.28	J	1.0	ug/L	8260C
200-28023-5	**MW-10**					
1,2-Dichloroethene, Total		0.34	J	2.0	ug/L	8260C
cis-1,2-Dichloroethene		0.34	J	1.0	ug/L	8260C
Trichloroethene		1.1		1.0	ug/L	8260C
Tetrachloroethene		0.67	J	1.0	ug/L	8260C
200-28023-9EB	**EQUIPMENT BLANK**					
Toluene		0.90	J	1.0	ug/L	8260C

METHOD SUMMARY

Client: H2H Associates LLC

Job Number: 200-28023-1
Sdg Number: 200-28023

Description	Lab Location	Method	Preparation Method
Matrix: Water			
Volatile Organic Compounds by GC/MS	TAL BUR	SW846 8260C	
Purge and Trap	TAL BUR		SW846 5030C

Lab References:

TAL BUR = TestAmerica Burlington

Method References:

SW846 = "Test Methods For Evaluating Solid Waste, Physical/Chemical Methods", Third Edition, November 1986 And Its Updates.

METHOD / ANALYST SUMMARY

Client: H2H Associates LLC

Job Number: 200-28023-1
Sdg Number: 200-28023

Method	Analyst	Analyst ID
SW846 8260C	Archer, Nicholas E	NEA

Client: H2H Associates LLC

Job Number: 200-28023-1
Sdg Number: 200-28023

Client Sample ID: **IRRIGATION #2**

Lab Sample ID: 200-28023-1
Client Matrix: Water

Date Sampled: 05/18/2015 1335
Date Received: 05/20/2015 1020

8260C Volatile Organic Compounds by GC/MS

Analysis Method:	8260C	Analysis Batch:	200-88791	Instrument ID:	CHL.i
Prep Method:	5030C	Prep Batch:	N/A	Lab File ID:	13776_10.D
Dilution:	1.0			Initial Weight/Volume:	5 mL
Analysis Date:	05/27/2015 1626			Final Weight/Volume:	5 mL
Prep Date:	05/27/2015 1626				

Analyte	Result (ug/L)	Qualifier	DL	LOQ
Dichlorodifluoromethane	0.40	U	0.27	1.0
Chloromethane	0.40	U	0.34	1.0
Vinyl chloride	0.40	U	0.23	1.0
Bromomethane	0.40	U Q	0.34	1.0
Chloroethane	0.40	U	0.37	1.0
Trichlorofluoromethane	0.40	U	0.30	1.0
1,1-Dichloroethene	0.40	U	0.19	1.0
1,1,2-Trichloro-1,2,2-trifluoroethane	0.40	U	0.24	1.0
Acetone	1.9	U Q	1.7	5.0
Iodomethane	0.40	U	0.23	1.0
Carbon disulfide	0.40	U	0.21	1.0
Methyl acetate	1.9	U	0.87	5.0
Methylene Chloride	0.40	U	0.23	1.0
trans-1,2-Dichloroethene	0.40	U	0.23	1.0
1,2-Dichloroethene, Total	1.2	J	0.22	2.0
Methyl tert-butyl ether	0.40	U M	0.21	1.0
1,1-Dichloroethane	0.40	U	0.21	1.0
Vinyl acetate	0.80	U Q	0.53	5.0
2,2-Dichloropropane	0.80	U	0.47	1.0
cis-1,2-Dichloroethene	1.2		0.22	1.0
2-Butanone (MEK)	1.9	U	1.3	5.0
Chlorobromomethane	0.40	U	0.26	1.0
Tetrahydrofuran	1.6	U Q	0.94	2.0
Chloroform	0.40	U	0.20	1.0
1,1,1-Trichloroethane	0.40	U	0.20	1.0
Cyclohexane	0.40	U	0.22	1.0
1,1-Dichloropropene	0.40	U	0.19	1.0
Carbon tetrachloride	0.40	U Q	0.22	1.0
Isobutyl alcohol	9.7	U Q	9.0	50
Benzene	0.40	U	0.19	1.0
1,2-Dichloroethane	0.40	U	0.19	1.0
Trichloroethene	0.41	J	0.18	1.0
Methylcyclohexane	0.40	U	0.20	1.0
1,2-Dichloropropane	0.40	U	0.24	1.0
Dibromomethane	0.40	U	0.24	1.0
1,4-Dioxane	16	U	6.2	40
Dichlorobromomethane	0.40	U	0.20	1.0
2-Chloroethyl vinyl ether	0.40	U Q	0.18	1.0
cis-1,3-Dichloropropene	0.40	U	0.22	1.0
4-Methyl-2-pentanone (MIBK)	1.9	U	0.82	5.0
Toluene	0.40	U	0.22	1.0
trans-1,3-Dichloropropene	0.40	U Q	0.26	1.0
1,1,2-Trichloroethane	0.40	U	0.24	1.0
Tetrachloroethene	0.40	U	0.22	1.0
1,3-Dichloropropane	0.40	U	0.20	1.0
2-Hexanone	1.9	U	1.2	5.0

Client: H2H Associates LLC

Job Number: 200-28023-1
Sdg Number: 200-28023

Client Sample ID: **IRRIGATION #2**

Lab Sample ID: 200-28023-1
Client Matrix: Water

Date Sampled: 05/18/2015 1335
Date Received: 05/20/2015 1020

8260C Volatile Organic Compounds by GC/MS

Analysis Method:	8260C	Analysis Batch:	200-88791	Instrument ID:	CHL.i
Prep Method:	5030C	Prep Batch:	N/A	Lab File ID:	13776_10.D
Dilution:	1.0			Initial Weight/Volume:	5 mL
Analysis Date:	05/27/2015 1626			Final Weight/Volume:	5 mL
Prep Date:	05/27/2015 1626				

Analyte	Result (ug/L)	Qualifier	DL	LOQ
Chlorodibromomethane	0.40	U M	0.22	1.0
Ethylene Dibromide	0.40	U	0.22	1.0
Chlorobenzene	0.40	U	0.18	1.0
1,1,1,2-Tetrachloroethane	0.40	U	0.20	1.0
Ethylbenzene	0.40	U	0.20	1.0
m-Xylene & p-Xylene	0.40	U	0.21	1.0
o-Xylene	0.40	U	0.23	1.0
Xylenes, Total	0.40	U	0.21	2.0
Styrene	0.40	U	0.26	1.0
Bromoform	0.40	U Q	0.23	1.0
Isopropylbenzene	0.40	U	0.22	1.0
Bromobenzene	0.40	U	0.21	1.0
1,1,2,2-Tetrachloroethane	0.40	U	0.27	1.0
1,2,3-Trichloropropane	0.40	U	0.29	1.0
N-Propylbenzene	0.40	U	0.19	1.0
2-Chlorotoluene	0.40	U	0.23	1.0
4-Chlorotoluene	0.40	U	0.26	1.0
1,3,5-Trimethylbenzene	0.40	U	0.22	1.0
tert-Butylbenzene	0.40	U	0.20	1.0
1,2,4-Trimethylbenzene	0.40	U	0.21	1.0
sec-Butylbenzene	0.40	U	0.21	1.0
4-Isopropyltoluene	0.40	U	0.22	1.0
1,3-Dichlorobenzene	0.40	U	0.20	1.0
1,4-Dichlorobenzene	0.40	U	0.26	1.0
1,2-Dichlorobenzene	0.40	U	0.23	1.0
n-Butylbenzene	0.40	U	0.20	1.0
1,2-Dibromo-3-Chloropropane	0.40	U Q	0.24	1.0
1,2,4-Trichlorobenzene	0.40	U	0.21	1.0
Hexachlorobutadiene	0.40	U	0.29	1.0
Naphthalene	0.40	U Q	0.31	1.0
1,2,3-Trichlorobenzene	0.40	U	0.26	1.0

Surrogate	%Rec	Qualifier	Acceptance Limits
1,2-Dichloroethane-d4 (Surr)	102		80 - 120
Toluene-d8 (Surr)	101		80 - 120
4-Bromofluorobenzene	104		80 - 125
Dibromofluoromethane (Surr)	105		50 - 150

Client: H2H Associates LLC

Job Number: 200-28023-1
Sdg Number: 200-28023

Client Sample ID: **IRRIGATION #3**

Lab Sample ID: 200-28023-2
Client Matrix: Water

Date Sampled: 05/18/2015 1125
Date Received: 05/20/2015 1020

8260C Volatile Organic Compounds by GC/MS

Analysis Method:	8260C	Analysis Batch:	200-88791	Instrument ID:	CHL.i
Prep Method:	5030C	Prep Batch:	N/A	Lab File ID:	13776_11.D
Dilution:	1.0			Initial Weight/Volume:	5 mL
Analysis Date:	05/27/2015 1700			Final Weight/Volume:	5 mL
Prep Date:	05/27/2015 1700				

Analyte	Result (ug/L)	Qualifier	DL	LOQ
Dichlorodifluoromethane	0.40	U	0.27	1.0
Chloromethane	0.40	U	0.34	1.0
Vinyl chloride	0.40	U	0.23	1.0
Bromomethane	0.40	U Q	0.34	1.0
Chloroethane	0.40	U	0.37	1.0
Trichlorofluoromethane	0.40	U	0.30	1.0
1,1-Dichloroethene	0.40	U	0.19	1.0
1,1,2-Trichloro-1,2,2-trifluoroethane	0.40	U	0.24	1.0
Acetone	1.9	U Q	1.7	5.0
Iodomethane	0.40	U	0.23	1.0
Carbon disulfide	0.40	U	0.21	1.0
Methyl acetate	1.9	U	0.87	5.0
Methylene Chloride	0.40	U	0.23	1.0
trans-1,2-Dichloroethene	0.40	U	0.23	1.0
1,2-Dichloroethene, Total	0.28	J	0.22	2.0
Methyl tert-butyl ether	0.40	U	0.21	1.0
1,1-Dichloroethane	0.40	U	0.21	1.0
Vinyl acetate	0.80	U Q	0.53	5.0
2,2-Dichloropropane	0.80	U	0.47	1.0
cis-1,2-Dichloroethene	0.28	J	0.22	1.0
2-Butanone (MEK)	1.9	U	1.3	5.0
Chlorobromomethane	0.40	U	0.26	1.0
Tetrahydrofuran	1.6	U Q	0.94	2.0
Chloroform	0.40	U	0.20	1.0
1,1,1-Trichloroethane	0.40	U	0.20	1.0
Cyclohexane	0.40	U	0.22	1.0
1,1-Dichloropropene	0.40	U	0.19	1.0
Carbon tetrachloride	0.40	U Q	0.22	1.0
Isobutyl alcohol	9.7	U Q	9.0	50
Benzene	0.40	U	0.19	1.0
1,2-Dichloroethane	0.40	U	0.19	1.0
Trichloroethene	0.40	U	0.18	1.0
Methylcyclohexane	0.40	U	0.20	1.0
1,2-Dichloropropane	0.40	U	0.24	1.0
Dibromomethane	0.40	U	0.24	1.0
1,4-Dioxane	16	U	6.2	40
Dichlorobromomethane	0.40	U	0.20	1.0
2-Chloroethyl vinyl ether	0.40	U Q	0.18	1.0
cis-1,3-Dichloropropene	0.40	U	0.22	1.0
4-Methyl-2-pentanone (MIBK)	1.9	U	0.82	5.0
Toluene	0.40	U	0.22	1.0
trans-1,3-Dichloropropene	0.40	U Q	0.26	1.0
1,1,2-Trichloroethane	0.40	U	0.24	1.0
Tetrachloroethene	0.40	U	0.22	1.0
1,3-Dichloropropane	0.40	U	0.20	1.0
2-Hexanone	1.9	U	1.2	5.0

Client: H2H Associates LLC

Job Number: 200-28023-1
Sdg Number: 200-28023

Client Sample ID: **IRRIGATION #3**

Lab Sample ID: 200-28023-2
Client Matrix: Water

Date Sampled: 05/18/2015 1125
Date Received: 05/20/2015 1020

8260C Volatile Organic Compounds by GC/MS

Analysis Method:	8260C	Analysis Batch:	200-88791	Instrument ID:	CHL.i
Prep Method:	5030C	Prep Batch:	N/A	Lab File ID:	13776_11.D
Dilution:	1.0			Initial Weight/Volume:	5 mL
Analysis Date:	05/27/2015 1700			Final Weight/Volume:	5 mL
Prep Date:	05/27/2015 1700				

Analyte	Result (ug/L)	Qualifier	DL	LOQ
Chlorodibromomethane	0.40	U	0.22	1.0
Ethylene Dibromide	0.40	U	0.22	1.0
Chlorobenzene	0.40	U	0.18	1.0
1,1,1,2-Tetrachloroethane	0.40	U	0.20	1.0
Ethylbenzene	0.40	U	0.20	1.0
m-Xylene & p-Xylene	0.40	U	0.21	1.0
o-Xylene	0.40	U	0.23	1.0
Xylenes, Total	0.40	U	0.21	2.0
Styrene	0.40	U	0.26	1.0
Bromoform	0.40	U Q	0.23	1.0
Isopropylbenzene	0.40	U	0.22	1.0
Bromobenzene	0.40	U	0.21	1.0
1,1,2,2-Tetrachloroethane	0.40	U	0.27	1.0
1,2,3-Trichloropropane	0.40	U	0.29	1.0
N-Propylbenzene	0.40	U	0.19	1.0
2-Chlorotoluene	0.40	U	0.23	1.0
4-Chlorotoluene	0.40	U	0.26	1.0
1,3,5-Trimethylbenzene	0.40	U	0.22	1.0
tert-Butylbenzene	0.40	U	0.20	1.0
1,2,4-Trimethylbenzene	0.40	U	0.21	1.0
sec-Butylbenzene	0.40	U	0.21	1.0
4-Isopropyltoluene	0.40	U	0.22	1.0
1,3-Dichlorobenzene	0.40	U	0.20	1.0
1,4-Dichlorobenzene	0.40	U	0.26	1.0
1,2-Dichlorobenzene	0.40	U	0.23	1.0
n-Butylbenzene	0.40	U	0.20	1.0
1,2-Dibromo-3-Chloropropane	0.40	U Q	0.24	1.0
1,2,4-Trichlorobenzene	0.40	U	0.21	1.0
Hexachlorobutadiene	0.40	U	0.29	1.0
Naphthalene	0.40	U Q	0.31	1.0
1,2,3-Trichlorobenzene	0.40	U	0.26	1.0

Surrogate	%Rec	Qualifier	Acceptance Limits
1,2-Dichloroethane-d4 (Surr)	105		80 - 120
Toluene-d8 (Surr)	104		80 - 120
4-Bromofluorobenzene	106		80 - 125
Dibromofluoromethane (Surr)	107		50 - 150

Client: H2H Associates LLC

Job Number: 200-28023-1
Sdg Number: 200-28023

Client Sample ID: **IRRIGATION #4**

Lab Sample ID: 200-28023-3
Client Matrix: Water

Date Sampled: 05/18/2015 0955
Date Received: 05/20/2015 1020

8260C Volatile Organic Compounds by GC/MS

Analysis Method:	8260C	Analysis Batch:	200-88791	Instrument ID:	CHL.i
Prep Method:	5030C	Prep Batch:	N/A	Lab File ID:	13776_12.D
Dilution:	1.0			Initial Weight/Volume:	5 mL
Analysis Date:	05/27/2015 1734			Final Weight/Volume:	5 mL
Prep Date:	05/27/2015 1734				

Analyte	Result (ug/L)	Qualifier	DL	LOQ
Dichlorodifluoromethane	0.40	U	0.27	1.0
Chloromethane	0.40	U	0.34	1.0
Vinyl chloride	0.40	U	0.23	1.0
Bromomethane	0.40	U Q	0.34	1.0
Chloroethane	0.40	U	0.37	1.0
Trichlorofluoromethane	0.40	U	0.30	1.0
1,1-Dichloroethene	0.40	U	0.19	1.0
1,1,2-Trichloro-1,2,2-trifluoroethane	0.40	U	0.24	1.0
Acetone	1.9	U Q M	1.7	5.0
Iodomethane	0.40	U	0.23	1.0
Carbon disulfide	0.40	U	0.21	1.0
Methyl acetate	1.9	U	0.87	5.0
Methylene Chloride	0.40	U	0.23	1.0
trans-1,2-Dichloroethene	0.40	U	0.23	1.0
1,2-Dichloroethene, Total	0.40	U	0.22	2.0
Methyl tert-butyl ether	0.40	U	0.21	1.0
1,1-Dichloroethane	0.40	U	0.21	1.0
Vinyl acetate	0.80	U Q J	0.53	5.0
2,2-Dichloropropane	0.80	U	0.47	1.0
cis-1,2-Dichloroethene	0.40	U	0.22	1.0
2-Butanone (MEK)	1.9	U	1.3	5.0
Chlorobromomethane	0.40	U	0.26	1.0
Tetrahydrofuran	1.6	U Q J	0.94	2.0
Chloroform	0.40	U	0.20	1.0
1,1,1-Trichloroethane	0.40	U	0.20	1.0
Cyclohexane	0.40	U	0.22	1.0
1,1-Dichloropropene	0.40	U	0.19	1.0
Carbon tetrachloride	0.40	U Q J	0.22	1.0
Isobutyl alcohol	9.7	U Q J	9.0	50
Benzene	0.40	U	0.19	1.0
1,2-Dichloroethane	0.40	U	0.19	1.0
Trichloroethene	0.40	U	0.18	1.0
Methylcyclohexane	0.40	U	0.20	1.0
1,2-Dichloropropane	0.40	U	0.24	1.0
Dibromomethane	0.40	U	0.24	1.0
1,4-Dioxane	16	U	6.2	40
Dichlorobromomethane	0.40	U	0.20	1.0
2-Chloroethyl vinyl ether	0.40	U Q J	0.18	1.0
cis-1,3-Dichloropropene	0.40	U	0.22	1.0
4-Methyl-2-pentanone (MIBK)	1.9	U	0.82	5.0
Toluene	0.40	U	0.22	1.0
trans-1,3-Dichloropropene	0.40	U Q	0.26	1.0
1,1,2-Trichloroethane	0.40	U	0.24	1.0
Tetrachloroethene	0.40	U	0.22	1.0
1,3-Dichloropropane	0.40	U	0.20	1.0
2-Hexanone	1.9	U	1.2	5.0

Client: H2H Associates LLC

Job Number: 200-28023-1
Sdg Number: 200-28023

Client Sample ID: **IRRIGATION #4**

Lab Sample ID: 200-28023-3
Client Matrix: Water

Date Sampled: 05/18/2015 0955
Date Received: 05/20/2015 1020

8260C Volatile Organic Compounds by GC/MS

Analysis Method:	8260C	Analysis Batch:	200-88791	Instrument ID:	CHL.i
Prep Method:	5030C	Prep Batch:	N/A	Lab File ID:	13776_12.D
Dilution:	1.0			Initial Weight/Volume:	5 mL
Analysis Date:	05/27/2015 1734			Final Weight/Volume:	5 mL
Prep Date:	05/27/2015 1734				

Analyte	Result (ug/L)	Qualifier	DL	LOQ
Chlorodibromomethane	0.40	U	0.22	1.0
Ethylene Dibromide	0.40	U	0.22	1.0
Chlorobenzene	0.40	U	0.18	1.0
1,1,1,2-Tetrachloroethane	0.40	U	0.20	1.0
Ethylbenzene	0.40	U	0.20	1.0
m-Xylene & p-Xylene	0.40	U	0.21	1.0
o-Xylene	0.40	U	0.23	1.0
Xylenes, Total	0.40	U	0.21	2.0
Styrene	0.40	U	0.26	1.0
Bromoform	0.40	U Q	0.23	1.0
Isopropylbenzene	0.40	U	0.22	1.0
Bromobenzene	0.40	U	0.21	1.0
1,1,2,2-Tetrachloroethane	0.40	U	0.27	1.0
1,2,3-Trichloropropane	0.40	U	0.29	1.0
N-Propylbenzene	0.40	U	0.19	1.0
2-Chlorotoluene	0.40	U	0.23	1.0
4-Chlorotoluene	0.40	U	0.26	1.0
1,3,5-Trimethylbenzene	0.40	U	0.22	1.0
tert-Butylbenzene	0.40	U	0.20	1.0
1,2,4-Trimethylbenzene	0.40	U	0.21	1.0
sec-Butylbenzene	0.40	U	0.21	1.0
4-Isopropyltoluene	0.40	U	0.22	1.0
1,3-Dichlorobenzene	0.40	U	0.20	1.0
1,4-Dichlorobenzene	0.40	U	0.26	1.0
1,2-Dichlorobenzene	0.40	U	0.23	1.0
n-Butylbenzene	0.40	U	0.20	1.0
1,2-Dibromo-3-Chloropropane	0.40	U Q J	0.24	1.0
1,2,4-Trichlorobenzene	0.40	U	0.21	1.0
Hexachlorobutadiene	0.40	U	0.29	1.0
Naphthalene	0.40	U Q J	0.31	1.0
1,2,3-Trichlorobenzene	0.40	U J	0.26	1.0

Surrogate	%Rec	Qualifier	Acceptance Limits
1,2-Dichloroethane-d4 (Surr)	106		80 - 120
Toluene-d8 (Surr)	106		80 - 120
4-Bromofluorobenzene	109		80 - 125
Dibromofluoromethane (Surr)	109		50 - 150

Client: H2H Associates LLC

Job Number: 200-28023-1
Sdg Number: 200-28023

Client Sample ID: **IRRIGATION #5**

Lab Sample ID: 200-28023-4
Client Matrix: Water

Date Sampled: 05/18/2015 1500
Date Received: 05/20/2015 1020

8260C Volatile Organic Compounds by GC/MS

Analysis Method:	8260C	Analysis Batch:	200-88791	Instrument ID:	CHL.i
Prep Method:	5030C	Prep Batch:	N/A	Lab File ID:	13776_13.D
Dilution:	1.0			Initial Weight/Volume:	5 mL
Analysis Date:	05/27/2015 1808			Final Weight/Volume:	5 mL
Prep Date:	05/27/2015 1808				

Analyte	Result (ug/L)	Qualifier	DL	LOQ
Dichlorodifluoromethane	0.40	U	0.27	1.0
Chloromethane	0.40	U	0.34	1.0
Vinyl chloride	0.40	U	0.23	1.0
Bromomethane	0.40	U Q	0.34	1.0
Chloroethane	0.40	U	0.37	1.0
Trichlorofluoromethane	0.40	U	0.30	1.0
1,1-Dichloroethene	0.40	U	0.19	1.0
1,1,2-Trichloro-1,2,2-trifluoroethane	0.40	U	0.24	1.0
Acetone	1.9	U Q	1.7	5.0
Iodomethane	0.40	U	0.23	1.0
Carbon disulfide	0.40	U	0.21	1.0
Methyl acetate	1.9	U	0.87	5.0
Methylene Chloride	0.40	U	0.23	1.0
trans-1,2-Dichloroethene	0.40	U	0.23	1.0
1,2-Dichloroethene, Total	0.40	U	0.22	2.0
Methyl tert-butyl ether	0.40	U	0.21	1.0
1,1-Dichloroethane	0.40	U	0.21	1.0
Vinyl acetate	0.80	U Q	0.53	5.0
2,2-Dichloropropane	0.80	U	0.47	1.0
cis-1,2-Dichloroethene	0.40	U	0.22	1.0
2-Butanone (MEK)	1.9	U	1.3	5.0
Chlorobromomethane	0.40	U	0.26	1.0
Tetrahydrofuran	1.6	U Q	0.94	2.0
Chloroform	0.40	U	0.20	1.0
1,1,1-Trichloroethane	0.40	U	0.20	1.0
Cyclohexane	0.40	U	0.22	1.0
1,1-Dichloropropene	0.40	U	0.19	1.0
Carbon tetrachloride	0.40	U Q	0.22	1.0
Isobutyl alcohol	9.7	U Q	9.0	50
Benzene	0.40	U	0.19	1.0
1,2-Dichloroethane	0.40	U	0.19	1.0
Trichloroethene	0.40	U	0.18	1.0
Methylcyclohexane	0.40	U	0.20	1.0
1,2-Dichloropropane	0.40	U	0.24	1.0
Dibromomethane	0.40	U	0.24	1.0
1,4-Dioxane	16	U	6.2	40
Dichlorobromomethane	0.40	U	0.20	1.0
2-Chloroethyl vinyl ether	0.40	U Q	0.18	1.0
cis-1,3-Dichloropropene	0.40	U	0.22	1.0
4-Methyl-2-pentanone (MIBK)	1.9	U	0.82	5.0
Toluene	0.40	U	0.22	1.0
trans-1,3-Dichloropropene	0.40	U Q	0.26	1.0
1,1,2-Trichloroethane	0.40	U	0.24	1.0
Tetrachloroethene	0.40	U	0.22	1.0
1,3-Dichloropropane	0.40	U	0.20	1.0
2-Hexanone	1.9	U	1.2	5.0

Client: H2H Associates LLC

Job Number: 200-28023-1
Sdg Number: 200-28023

Client Sample ID: **IRRIGATION #5**

Lab Sample ID: 200-28023-4
Client Matrix: Water

Date Sampled: 05/18/2015 1500
Date Received: 05/20/2015 1020

8260C Volatile Organic Compounds by GC/MS

Analysis Method:	8260C	Analysis Batch:	200-88791	Instrument ID:	CHL.i
Prep Method:	5030C	Prep Batch:	N/A	Lab File ID:	13776_13.D
Dilution:	1.0			Initial Weight/Volume:	5 mL
Analysis Date:	05/27/2015 1808			Final Weight/Volume:	5 mL
Prep Date:	05/27/2015 1808				

Analyte	Result (ug/L)	Qualifier	DL	LOQ
Chlorodibromomethane	0.40	U	0.22	1.0
Ethylene Dibromide	0.40	U	0.22	1.0
Chlorobenzene	0.40	U	0.18	1.0
1,1,1,2-Tetrachloroethane	0.40	U	0.20	1.0
Ethylbenzene	0.40	U	0.20	1.0
m-Xylene & p-Xylene	0.40	U	0.21	1.0
o-Xylene	0.40	U	0.23	1.0
Xylenes, Total	0.40	U	0.21	2.0
Styrene	0.40	U	0.26	1.0
Bromoform	0.40	U Q	0.23	1.0
Isopropylbenzene	0.40	U	0.22	1.0
Bromobenzene	0.40	U	0.21	1.0
1,1,2,2-Tetrachloroethane	0.40	U	0.27	1.0
1,2,3-Trichloropropane	0.40	U	0.29	1.0
N-Propylbenzene	0.40	U	0.19	1.0
2-Chlorotoluene	0.40	U	0.23	1.0
4-Chlorotoluene	0.40	U	0.26	1.0
1,3,5-Trimethylbenzene	0.40	U	0.22	1.0
tert-Butylbenzene	0.40	U	0.20	1.0
1,2,4-Trimethylbenzene	0.40	U	0.21	1.0
sec-Butylbenzene	0.40	U	0.21	1.0
4-Isopropyltoluene	0.40	U	0.22	1.0
1,3-Dichlorobenzene	0.40	U	0.20	1.0
1,4-Dichlorobenzene	0.40	U	0.26	1.0
1,2-Dichlorobenzene	0.40	U	0.23	1.0
n-Butylbenzene	0.40	U	0.20	1.0
1,2-Dibromo-3-Chloropropane	0.40	U Q	0.24	1.0
1,2,4-Trichlorobenzene	0.40	U	0.21	1.0
Hexachlorobutadiene	0.40	U	0.29	1.0
Naphthalene	0.40	U Q	0.31	1.0
1,2,3-Trichlorobenzene	0.40	U	0.26	1.0

Surrogate	%Rec	Qualifier	Acceptance Limits
1,2-Dichloroethane-d4 (Surr)	106		80 - 120
Toluene-d8 (Surr)	104		80 - 120
4-Bromofluorobenzene	107		80 - 125
Dibromofluoromethane (Surr)	108		50 - 150

Client: H2H Associates LLC

Job Number: 200-28023-1
Sdg Number: 200-28023

Client Sample ID: MW-10

Lab Sample ID: 200-28023-5
Client Matrix: Water

Date Sampled: 05/18/2015 1640
Date Received: 05/20/2015 1020

8260C Volatile Organic Compounds by GC/MS

Analysis Method:	8260C	Analysis Batch:	200-88791	Instrument ID:	CHL.i
Prep Method:	5030C	Prep Batch:	N/A	Lab File ID:	13776_14.D
Dilution:	1.0			Initial Weight/Volume:	5 mL
Analysis Date:	05/27/2015 1841			Final Weight/Volume:	5 mL
Prep Date:	05/27/2015 1841				

Analyte	Result (ug/L)	Qualifier	DL	LOQ
Dichlorodifluoromethane	0.40	U	0.27	1.0
Chloromethane	0.40	U	0.34	1.0
Vinyl chloride	0.40	U	0.23	1.0
Bromomethane	0.40	U Q	0.34	1.0
Chloroethane	0.40	U	0.37	1.0
Trichlorofluoromethane	0.40	U	0.30	1.0
1,1-Dichloroethene	0.40	U	0.19	1.0
1,1,2-Trichloro-1,2,2-trifluoroethane	0.40	U	0.24	1.0
Acetone	1.9	U Q	1.7	5.0
Iodomethane	0.40	U	0.23	1.0
Carbon disulfide	0.40	U	0.21	1.0
Methyl acetate	1.9	U	0.87	5.0
Methylene Chloride	0.40	U	0.23	1.0
trans-1,2-Dichloroethene	0.40	U	0.23	1.0
1,2-Dichloroethene, Total	0.34	J	0.22	2.0
Methyl tert-butyl ether	0.40	U	0.21	1.0
1,1-Dichloroethane	0.40	U	0.21	1.0
Vinyl acetate	0.80	U Q	0.53	5.0
2,2-Dichloropropane	0.80	U	0.47	1.0
cis-1,2-Dichloroethene	0.34	J	0.22	1.0
2-Butanone (MEK)	1.9	U	1.3	5.0
Chlorobromomethane	0.40	U	0.26	1.0
Tetrahydrofuran	1.6	U Q	0.94	2.0
Chloroform	0.40	U	0.20	1.0
1,1,1-Trichloroethane	0.40	U	0.20	1.0
Cyclohexane	0.40	U	0.22	1.0
1,1-Dichloropropene	0.40	U	0.19	1.0
Carbon tetrachloride	0.40	U Q	0.22	1.0
Isobutyl alcohol	9.7	U Q	9.0	50
Benzene	0.40	U	0.19	1.0
1,2-Dichloroethane	0.40	U	0.19	1.0
Trichloroethene	1.1		0.18	1.0
Methylcyclohexane	0.40	U	0.20	1.0
1,2-Dichloropropane	0.40	U	0.24	1.0
Dibromomethane	0.40	U	0.24	1.0
1,4-Dioxane	16	U	6.2	40
Dichlorobromomethane	0.40	U	0.20	1.0
2-Chloroethyl vinyl ether	0.40	U Q	0.18	1.0
cis-1,3-Dichloropropene	0.40	U	0.22	1.0
4-Methyl-2-pentanone (MIBK)	1.9	U	0.82	5.0
Toluene	0.40	U	0.22	1.0
trans-1,3-Dichloropropene	0.40	U Q	0.26	1.0
1,1,2-Trichloroethane	0.40	U	0.24	1.0
Tetrachloroethene	0.67	J	0.22	1.0
1,3-Dichloropropane	0.40	U	0.20	1.0
2-Hexanone	1.9	U	1.2	5.0

Client: H2H Associates LLC

Job Number: 200-28023-1
Sdg Number: 200-28023

Client Sample ID: MW-10

Lab Sample ID: 200-28023-5
Client Matrix: Water

Date Sampled: 05/18/2015 1640
Date Received: 05/20/2015 1020

8260C Volatile Organic Compounds by GC/MS

Analysis Method:	8260C	Analysis Batch:	200-88791	Instrument ID:	CHL.i
Prep Method:	5030C	Prep Batch:	N/A	Lab File ID:	13776_14.D
Dilution:	1.0			Initial Weight/Volume:	5 mL
Analysis Date:	05/27/2015 1841			Final Weight/Volume:	5 mL
Prep Date:	05/27/2015 1841				

Analyte	Result (ug/L)	Qualifier	DL	LOQ
Chlorodibromomethane	0.40	U	0.22	1.0
Ethylene Dibromide	0.40	U	0.22	1.0
Chlorobenzene	0.40	U	0.18	1.0
1,1,1,2-Tetrachloroethane	0.40	U	0.20	1.0
Ethylbenzene	0.40	U	0.20	1.0
m-Xylene & p-Xylene	0.40	U	0.21	1.0
o-Xylene	0.40	U	0.23	1.0
Xylenes, Total	0.40	U	0.21	2.0
Styrene	0.40	U	0.26	1.0
Bromoform	0.40	U Q	0.23	1.0
Isopropylbenzene	0.40	U	0.22	1.0
Bromobenzene	0.40	U	0.21	1.0
1,1,2,2-Tetrachloroethane	0.40	U	0.27	1.0
1,2,3-Trichloropropane	0.40	U	0.29	1.0
N-Propylbenzene	0.40	U	0.19	1.0
2-Chlorotoluene	0.40	U	0.23	1.0
4-Chlorotoluene	0.40	U	0.26	1.0
1,3,5-Trimethylbenzene	0.40	U	0.22	1.0
tert-Butylbenzene	0.40	U	0.20	1.0
1,2,4-Trimethylbenzene	0.40	U	0.21	1.0
sec-Butylbenzene	0.40	U	0.21	1.0
4-Isopropyltoluene	0.40	U	0.22	1.0
1,3-Dichlorobenzene	0.40	U	0.20	1.0
1,4-Dichlorobenzene	0.40	U	0.26	1.0
1,2-Dichlorobenzene	0.40	U	0.23	1.0
n-Butylbenzene	0.40	U	0.20	1.0
1,2-Dibromo-3-Chloropropane	0.40	U Q	0.24	1.0
1,2,4-Trichlorobenzene	0.40	U	0.21	1.0
Hexachlorobutadiene	0.40	U	0.29	1.0
Naphthalene	0.40	U Q	0.31	1.0
1,2,3-Trichlorobenzene	0.40	U	0.26	1.0

Surrogate	%Rec	Qualifier	Acceptance Limits
1,2-Dichloroethane-d4 (Surr)	105		80 - 120
Toluene-d8 (Surr)	107		80 - 120
4-Bromofluorobenzene	108		80 - 125
Dibromofluoromethane (Surr)	110		50 - 150

Client: H2H Associates LLC

Job Number: 200-28023-1
Sdg Number: 200-28023

Client Sample ID: DUP-1-5-18-15

Lab Sample ID: 200-28023-6FD
Client Matrix: Water

Date Sampled: 05/18/2015 0000
Date Received: 05/20/2015 1020

8260C Volatile Organic Compounds by GC/MS

Analysis Method:	8260C	Analysis Batch:	200-88791	Instrument ID:	CHL.i
Prep Method:	5030C	Prep Batch:	N/A	Lab File ID:	13776_15.D
Dilution:	1.0			Initial Weight/Volume:	5 mL
Analysis Date:	05/27/2015 1915			Final Weight/Volume:	5 mL
Prep Date:	05/27/2015 1915				

Analyte	Result (ug/L)	Qualifier	DL	LOQ
Dichlorodifluoromethane	0.40	U	0.27	1.0
Chloromethane	0.40	U	0.34	1.0
Vinyl chloride	0.40	U	0.23	1.0
Bromomethane	0.40	U Q	0.34	1.0
Chloroethane	0.40	U	0.37	1.0
Trichlorofluoromethane	0.40	U	0.30	1.0
1,1-Dichloroethene	0.40	U	0.19	1.0
1,1,2-Trichloro-1,2,2-trifluoroethane	0.40	U	0.24	1.0
Acetone	1.9	U Q	1.7	5.0
Iodomethane	0.40	U	0.23	1.0
Carbon disulfide	0.40	U	0.21	1.0
Methyl acetate	1.9	U	0.87	5.0
Methylene Chloride	0.40	U	0.23	1.0
trans-1,2-Dichloroethene	0.40	U	0.23	1.0
1,2-Dichloroethene, Total	0.40	U	0.22	2.0
Methyl tert-butyl ether	0.40	U	0.21	1.0
1,1-Dichloroethane	0.40	U	0.21	1.0
Vinyl acetate	0.80	U Q	0.53	5.0
2,2-Dichloropropane	0.80	U	0.47	1.0
cis-1,2-Dichloroethene	0.40	U	0.22	1.0
2-Butanone (MEK)	1.9	U	1.3	5.0
Chlorobromomethane	0.40	U	0.26	1.0
Tetrahydrofuran	1.6	U Q	0.94	2.0
Chloroform	0.40	U	0.20	1.0
1,1,1-Trichloroethane	0.40	U	0.20	1.0
Cyclohexane	0.40	U	0.22	1.0
1,1-Dichloropropene	0.40	U	0.19	1.0
Carbon tetrachloride	0.40	U Q	0.22	1.0
Isobutyl alcohol	9.7	U Q	9.0	50
Benzene	0.40	U	0.19	1.0
1,2-Dichloroethane	0.40	U	0.19	1.0
Trichloroethene	0.40	U	0.18	1.0
Methylcyclohexane	0.40	U	0.20	1.0
1,2-Dichloropropane	0.40	U	0.24	1.0
Dibromomethane	0.40	U	0.24	1.0
1,4-Dioxane	16	U	6.2	40
Dichlorobromomethane	0.40	U	0.20	1.0
2-Chloroethyl vinyl ether	0.40	U Q	0.18	1.0
cis-1,3-Dichloropropene	0.40	U	0.22	1.0
4-Methyl-2-pentanone (MIBK)	1.9	U	0.82	5.0
Toluene	0.40	U	0.22	1.0
trans-1,3-Dichloropropene	0.40	U Q	0.26	1.0
1,1,2-Trichloroethane	0.40	U	0.24	1.0
Tetrachloroethene	0.40	U	0.22	1.0
1,3-Dichloropropane	0.40	U	0.20	1.0
2-Hexanone	1.9	U	1.2	5.0

Client: H2H Associates LLC

Job Number: 200-28023-1
Sdg Number: 200-28023

Client Sample ID: DUP-1-5-18-15

Lab Sample ID: 200-28023-6FD
Client Matrix: Water

Date Sampled: 05/18/2015 0000
Date Received: 05/20/2015 1020

8260C Volatile Organic Compounds by GC/MS

Analysis Method:	8260C	Analysis Batch:	200-88791	Instrument ID:	CHL.i
Prep Method:	5030C	Prep Batch:	N/A	Lab File ID:	13776_15.D
Dilution:	1.0			Initial Weight/Volume:	5 mL
Analysis Date:	05/27/2015 1915			Final Weight/Volume:	5 mL
Prep Date:	05/27/2015 1915				

Analyte	Result (ug/L)	Qualifier	DL	LOQ
Chlorodibromomethane	0.40	U	0.22	1.0
Ethylene Dibromide	0.40	U	0.22	1.0
Chlorobenzene	0.40	U	0.18	1.0
1,1,1,2-Tetrachloroethane	0.40	U	0.20	1.0
Ethylbenzene	0.40	U	0.20	1.0
m-Xylene & p-Xylene	0.40	U	0.21	1.0
o-Xylene	0.40	U	0.23	1.0
Xylenes, Total	0.40	U	0.21	2.0
Styrene	0.40	U	0.26	1.0
Bromoform	0.40	U Q	0.23	1.0
Isopropylbenzene	0.40	U	0.22	1.0
Bromobenzene	0.40	U	0.21	1.0
1,1,2,2-Tetrachloroethane	0.40	U	0.27	1.0
1,2,3-Trichloropropane	0.40	U	0.29	1.0
N-Propylbenzene	0.40	U	0.19	1.0
2-Chlorotoluene	0.40	U	0.23	1.0
4-Chlorotoluene	0.40	U	0.26	1.0
1,3,5-Trimethylbenzene	0.40	U	0.22	1.0
tert-Butylbenzene	0.40	U	0.20	1.0
1,2,4-Trimethylbenzene	0.40	U	0.21	1.0
sec-Butylbenzene	0.40	U	0.21	1.0
4-Isopropyltoluene	0.40	U	0.22	1.0
1,3-Dichlorobenzene	0.40	U	0.20	1.0
1,4-Dichlorobenzene	0.40	U	0.26	1.0
1,2-Dichlorobenzene	0.40	U	0.23	1.0
n-Butylbenzene	0.40	U	0.20	1.0
1,2-Dibromo-3-Chloropropane	0.40	U Q	0.24	1.0
1,2,4-Trichlorobenzene	0.40	U	0.21	1.0
Hexachlorobutadiene	0.40	U	0.29	1.0
Naphthalene	0.40	U Q	0.31	1.0
1,2,3-Trichlorobenzene	0.40	U	0.26	1.0

Surrogate	%Rec	Qualifier	Acceptance Limits
1,2-Dichloroethane-d4 (Surr)	107		80 - 120
Toluene-d8 (Surr)	104		80 - 120
4-Bromofluorobenzene	107		80 - 125
Dibromofluoromethane (Surr)	110		50 - 150

Client: H2H Associates LLC

Job Number: 200-28023-1
Sdg Number: 200-28023

Client Sample ID: TRIP BLANK

Lab Sample ID: 200-28023-7TB
Client Matrix: Water

Date Sampled: 05/18/2015 0000
Date Received: 05/20/2015 1020

8260C Volatile Organic Compounds by GC/MS

Analysis Method:	8260C	Analysis Batch:	200-88791	Instrument ID:	CHL.i
Prep Method:	5030C	Prep Batch:	N/A	Lab File ID:	13776_16.D
Dilution:	1.0			Initial Weight/Volume:	5 mL
Analysis Date:	05/27/2015 1949			Final Weight/Volume:	5 mL
Prep Date:	05/27/2015 1949				

Analyte	Result (ug/L)	Qualifier	DL	LOQ
Dichlorodifluoromethane	0.40	U	0.27	1.0
Chloromethane	0.40	U	0.34	1.0
Vinyl chloride	0.40	U	0.23	1.0
Bromomethane	0.40	U Q	0.34	1.0
Chloroethane	0.40	U	0.37	1.0
Trichlorofluoromethane	0.40	U	0.30	1.0
1,1-Dichloroethene	0.40	U	0.19	1.0
1,1,2-Trichloro-1,2,2-trifluoroethane	0.40	U	0.24	1.0
Acetone	1.9	U Q	1.7	5.0
Iodomethane	0.40	U	0.23	1.0
Carbon disulfide	0.40	U	0.21	1.0
Methyl acetate	1.9	U	0.87	5.0
Methylene Chloride	0.40	U	0.23	1.0
trans-1,2-Dichloroethene	0.40	U	0.23	1.0
1,2-Dichloroethene, Total	0.40	U	0.22	2.0
Methyl tert-butyl ether	0.40	U	0.21	1.0
1,1-Dichloroethane	0.40	U	0.21	1.0
Vinyl acetate	0.80	U Q	0.53	5.0
2,2-Dichloropropane	0.80	U	0.47	1.0
cis-1,2-Dichloroethene	0.40	U	0.22	1.0
2-Butanone (MEK)	1.9	U	1.3	5.0
Chlorobromomethane	0.40	U	0.26	1.0
Tetrahydrofuran	1.6	U Q	0.94	2.0
Chloroform	0.40	U	0.20	1.0
1,1,1-Trichloroethane	0.40	U	0.20	1.0
Cyclohexane	0.40	U	0.22	1.0
1,1-Dichloropropene	0.40	U	0.19	1.0
Carbon tetrachloride	0.40	U Q	0.22	1.0
Isobutyl alcohol	9.7	U Q	9.0	50
Benzene	0.40	U	0.19	1.0
1,2-Dichloroethane	0.40	U	0.19	1.0
Trichloroethene	0.40	U	0.18	1.0
Methylcyclohexane	0.40	U	0.20	1.0
1,2-Dichloropropane	0.40	U	0.24	1.0
Dibromomethane	0.40	U	0.24	1.0
1,4-Dioxane	16	U	6.2	40
Dichlorobromomethane	0.40	U	0.20	1.0
2-Chloroethyl vinyl ether	0.40	U Q	0.18	1.0
cis-1,3-Dichloropropene	0.40	U	0.22	1.0
4-Methyl-2-pentanone (MIBK)	1.9	U	0.82	5.0
Toluene	0.40	U	0.22	1.0
trans-1,3-Dichloropropene	0.40	U Q	0.26	1.0
1,1,2-Trichloroethane	0.40	U	0.24	1.0
Tetrachloroethene	0.40	U	0.22	1.0
1,3-Dichloropropane	0.40	U	0.20	1.0
2-Hexanone	1.9	U	1.2	5.0

Client: H2H Associates LLC

Job Number: 200-28023-1
Sdg Number: 200-28023

Client Sample ID: **TRIP BLANK**

Lab Sample ID: 200-28023-7TB
Client Matrix: Water

Date Sampled: 05/18/2015 0000
Date Received: 05/20/2015 1020

8260C Volatile Organic Compounds by GC/MS

Analysis Method:	8260C	Analysis Batch:	200-88791	Instrument ID:	CHL.i
Prep Method:	5030C	Prep Batch:	N/A	Lab File ID:	13776_16.D
Dilution:	1.0			Initial Weight/Volume:	5 mL
Analysis Date:	05/27/2015 1949			Final Weight/Volume:	5 mL
Prep Date:	05/27/2015 1949				

Analyte	Result (ug/L)	Qualifier	DL	LOQ
Chlorodibromomethane	0.40	U	0.22	1.0
Ethylene Dibromide	0.40	U	0.22	1.0
Chlorobenzene	0.40	U	0.18	1.0
1,1,1,2-Tetrachloroethane	0.40	U	0.20	1.0
Ethylbenzene	0.40	U	0.20	1.0
m-Xylene & p-Xylene	0.40	U	0.21	1.0
o-Xylene	0.40	U	0.23	1.0
Xylenes, Total	0.40	U	0.21	2.0
Styrene	0.40	U	0.26	1.0
Bromoform	0.40	U Q	0.23	1.0
Isopropylbenzene	0.40	U	0.22	1.0
Bromobenzene	0.40	U	0.21	1.0
1,1,2,2-Tetrachloroethane	0.40	U	0.27	1.0
1,2,3-Trichloropropane	0.40	U	0.29	1.0
N-Propylbenzene	0.40	U	0.19	1.0
2-Chlorotoluene	0.40	U	0.23	1.0
4-Chlorotoluene	0.40	U	0.26	1.0
1,3,5-Trimethylbenzene	0.40	U	0.22	1.0
tert-Butylbenzene	0.40	U	0.20	1.0
1,2,4-Trimethylbenzene	0.40	U	0.21	1.0
sec-Butylbenzene	0.40	U	0.21	1.0
4-Isopropyltoluene	0.40	U	0.22	1.0
1,3-Dichlorobenzene	0.40	U	0.20	1.0
1,4-Dichlorobenzene	0.40	U	0.26	1.0
1,2-Dichlorobenzene	0.40	U	0.23	1.0
n-Butylbenzene	0.40	U	0.20	1.0
1,2-Dibromo-3-Chloropropane	0.40	U Q	0.24	1.0
1,2,4-Trichlorobenzene	0.40	U	0.21	1.0
Hexachlorobutadiene	0.40	U	0.29	1.0
Naphthalene	0.40	U Q	0.31	1.0
1,2,3-Trichlorobenzene	0.40	U	0.26	1.0

Surrogate	%Rec	Qualifier	Acceptance Limits
1,2-Dichloroethane-d4 (Surr)	106		80 - 120
Toluene-d8 (Surr)	106		80 - 120
4-Bromofluorobenzene	108		80 - 125
Dibromofluoromethane (Surr)	110		50 - 150

Client: H2H Associates LLC

Job Number: 200-28023-1
Sdg Number: 200-28023

Client Sample ID: **IRRIGATION #1**

Lab Sample ID: 200-28023-8
Client Matrix: Water

Date Sampled: 05/19/2015 0925
Date Received: 05/20/2015 1020

8260C Volatile Organic Compounds by GC/MS

Analysis Method:	8260C	Analysis Batch:	200-88791	Instrument ID:	CHL.i
Prep Method:	5030C	Prep Batch:	N/A	Lab File ID:	13776_17.D
Dilution:	1.0			Initial Weight/Volume:	5 mL
Analysis Date:	05/27/2015 2023			Final Weight/Volume:	5 mL
Prep Date:	05/27/2015 2023				

Analyte	Result (ug/L)	Qualifier	DL	LOQ
Dichlorodifluoromethane	0.40	U	0.27	1.0
Chloromethane	0.40	U	0.34	1.0
Vinyl chloride	0.40	U	0.23	1.0
Bromomethane	0.40	U Q	0.34	1.0
Chloroethane	0.40	U	0.37	1.0
Trichlorofluoromethane	0.40	U	0.30	1.0
1,1-Dichloroethene	0.40	U	0.19	1.0
1,1,2-Trichloro-1,2,2-trifluoroethane	0.40	U	0.24	1.0
Acetone	1.9	U Q	1.7	5.0
Iodomethane	0.40	U	0.23	1.0
Carbon disulfide	0.40	U	0.21	1.0
Methyl acetate	1.9	U	0.87	5.0
Methylene Chloride	0.40	U	0.23	1.0
trans-1,2-Dichloroethene	0.40	U	0.23	1.0
1,2-Dichloroethene, Total	0.40	U	0.22	2.0
Methyl tert-butyl ether	0.40	U	0.21	1.0
1,1-Dichloroethane	0.40	U	0.21	1.0
Vinyl acetate	0.80	U Q	0.53	5.0
2,2-Dichloropropane	0.80	U	0.47	1.0
cis-1,2-Dichloroethene	0.40	U	0.22	1.0
2-Butanone (MEK)	1.9	U	1.3	5.0
Chlorobromomethane	0.40	U	0.26	1.0
Tetrahydrofuran	1.6	U Q	0.94	2.0
Chloroform	0.40	U	0.20	1.0
1,1,1-Trichloroethane	0.40	U	0.20	1.0
Cyclohexane	0.40	U	0.22	1.0
1,1-Dichloropropene	0.40	U	0.19	1.0
Carbon tetrachloride	0.40	U Q	0.22	1.0
Isobutyl alcohol	9.7	U Q	9.0	50
Benzene	0.40	U	0.19	1.0
1,2-Dichloroethane	0.40	U	0.19	1.0
Trichloroethene	0.40	U	0.18	1.0
Methylcyclohexane	0.40	U	0.20	1.0
1,2-Dichloropropane	0.40	U	0.24	1.0
Dibromomethane	0.40	U	0.24	1.0
1,4-Dioxane	16	U	6.2	40
Dichlorobromomethane	0.40	U	0.20	1.0
2-Chloroethyl vinyl ether	0.40	U Q	0.18	1.0
cis-1,3-Dichloropropene	0.40	U	0.22	1.0
4-Methyl-2-pentanone (MIBK)	1.9	U	0.82	5.0
Toluene	0.40	U	0.22	1.0
trans-1,3-Dichloropropene	0.40	U Q	0.26	1.0
1,1,2-Trichloroethane	0.40	U	0.24	1.0
Tetrachloroethene	0.40	U	0.22	1.0
1,3-Dichloropropane	0.40	U	0.20	1.0
2-Hexanone	1.9	U	1.2	5.0

Client: H2H Associates LLC

Job Number: 200-28023-1
Sdg Number: 200-28023

Client Sample ID: **IRRIGATION #1**

Lab Sample ID: 200-28023-8
Client Matrix: Water

Date Sampled: 05/19/2015 0925
Date Received: 05/20/2015 1020

8260C Volatile Organic Compounds by GC/MS

Analysis Method:	8260C	Analysis Batch:	200-88791	Instrument ID:	CHL.i
Prep Method:	5030C	Prep Batch:	N/A	Lab File ID:	13776_17.D
Dilution:	1.0			Initial Weight/Volume:	5 mL
Analysis Date:	05/27/2015 2023			Final Weight/Volume:	5 mL
Prep Date:	05/27/2015 2023				

Analyte	Result (ug/L)	Qualifier	DL	LOQ
Chlorodibromomethane	0.40	U	0.22	1.0
Ethylene Dibromide	0.40	U	0.22	1.0
Chlorobenzene	0.40	U	0.18	1.0
1,1,1,2-Tetrachloroethane	0.40	U	0.20	1.0
Ethylbenzene	0.40	U	0.20	1.0
m-Xylene & p-Xylene	0.40	U	0.21	1.0
o-Xylene	0.40	U	0.23	1.0
Xylenes, Total	0.40	U	0.21	2.0
Styrene	0.40	U	0.26	1.0
Bromoform	0.40	U Q	0.23	1.0
Isopropylbenzene	0.40	U	0.22	1.0
Bromobenzene	0.40	U	0.21	1.0
1,1,2,2-Tetrachloroethane	0.40	U	0.27	1.0
1,2,3-Trichloropropane	0.40	U	0.29	1.0
N-Propylbenzene	0.40	U	0.19	1.0
2-Chlorotoluene	0.40	U	0.23	1.0
4-Chlorotoluene	0.40	U	0.26	1.0
1,3,5-Trimethylbenzene	0.40	U	0.22	1.0
tert-Butylbenzene	0.40	U	0.20	1.0
1,2,4-Trimethylbenzene	0.40	U	0.21	1.0
sec-Butylbenzene	0.40	U	0.21	1.0
4-Isopropyltoluene	0.40	U	0.22	1.0
1,3-Dichlorobenzene	0.40	U	0.20	1.0
1,4-Dichlorobenzene	0.40	U	0.26	1.0
1,2-Dichlorobenzene	0.40	U	0.23	1.0
n-Butylbenzene	0.40	U	0.20	1.0
1,2-Dibromo-3-Chloropropane	0.40	U Q	0.24	1.0
1,2,4-Trichlorobenzene	0.40	U	0.21	1.0
Hexachlorobutadiene	0.40	U	0.29	1.0
Naphthalene	0.40	U Q	0.31	1.0
1,2,3-Trichlorobenzene	0.40	U	0.26	1.0

Surrogate	%Rec	Qualifier	Acceptance Limits
1,2-Dichloroethane-d4 (Surr)	107		80 - 120
Toluene-d8 (Surr)	106		80 - 120
4-Bromofluorobenzene	107		80 - 125
Dibromofluoromethane (Surr)	109		50 - 150

Client: H2H Associates LLC

Job Number: 200-28023-1
Sdg Number: 200-28023

Client Sample ID: **EQUIPMENT BLANK**

Lab Sample ID: 200-28023-9EB
Client Matrix: Water

Date Sampled: 05/19/2015 0900
Date Received: 05/20/2015 1020

8260C Volatile Organic Compounds by GC/MS

Analysis Method:	8260C	Analysis Batch:	200-88791	Instrument ID:	CHL.i
Prep Method:	5030C	Prep Batch:	N/A	Lab File ID:	13776_18.D
Dilution:	1.0			Initial Weight/Volume:	5 mL
Analysis Date:	05/27/2015 2056			Final Weight/Volume:	5 mL
Prep Date:	05/27/2015 2056				

Analyte	Result (ug/L)	Qualifier	DL	LOQ
Dichlorodifluoromethane	0.40	U	0.27	1.0
Chloromethane	0.40	U	0.34	1.0
Vinyl chloride	0.40	U	0.23	1.0
Bromomethane	0.40	U Q	0.34	1.0
Chloroethane	0.40	U	0.37	1.0
Trichlorofluoromethane	0.40	U	0.30	1.0
1,1-Dichloroethene	0.40	U	0.19	1.0
1,1,2-Trichloro-1,2,2-trifluoroethane	0.40	U	0.24	1.0
Acetone	1.9	U Q	1.7	5.0
Iodomethane	0.40	U	0.23	1.0
Carbon disulfide	0.40	U	0.21	1.0
Methyl acetate	1.9	U	0.87	5.0
Methylene Chloride	0.40	U	0.23	1.0
trans-1,2-Dichloroethene	0.40	U	0.23	1.0
1,2-Dichloroethene, Total	0.40	U	0.22	2.0
Methyl tert-butyl ether	0.40	U	0.21	1.0
1,1-Dichloroethane	0.40	U	0.21	1.0
Vinyl acetate	0.80	U Q	0.53	5.0
2,2-Dichloropropane	0.80	U	0.47	1.0
cis-1,2-Dichloroethene	0.40	U	0.22	1.0
2-Butanone (MEK)	1.9	U	1.3	5.0
Chlorobromomethane	0.40	U	0.26	1.0
Tetrahydrofuran	1.6	U Q	0.94	2.0
Chloroform	0.40	U	0.20	1.0
1,1,1-Trichloroethane	0.40	U	0.20	1.0
Cyclohexane	0.40	U	0.22	1.0
1,1-Dichloropropene	0.40	U	0.19	1.0
Carbon tetrachloride	0.40	U Q	0.22	1.0
Isobutyl alcohol	9.7	U Q	9.0	50
Benzene	0.40	U	0.19	1.0
1,2-Dichloroethane	0.40	U	0.19	1.0
Trichloroethene	0.40	U	0.18	1.0
Methylcyclohexane	0.40	U	0.20	1.0
1,2-Dichloropropane	0.40	U	0.24	1.0
Dibromomethane	0.40	U	0.24	1.0
1,4-Dioxane	16	U	6.2	40
Dichlorobromomethane	0.40	U	0.20	1.0
2-Chloroethyl vinyl ether	0.40	U Q	0.18	1.0
cis-1,3-Dichloropropene	0.40	U	0.22	1.0
4-Methyl-2-pentanone (MIBK)	1.9	U	0.82	5.0
Toluene	0.90	J	0.22	1.0
trans-1,3-Dichloropropene	0.40	U Q	0.26	1.0
1,1,2-Trichloroethane	0.40	U	0.24	1.0
Tetrachloroethene	0.40	U	0.22	1.0
1,3-Dichloropropane	0.40	U	0.20	1.0
2-Hexanone	1.9	U	1.2	5.0

Client: H2H Associates LLC

Job Number: 200-28023-1
Sdg Number: 200-28023

Client Sample ID: EQUIPMENT BLANK

Lab Sample ID: 200-28023-9EB
Client Matrix: Water

Date Sampled: 05/19/2015 0900
Date Received: 05/20/2015 1020

8260C Volatile Organic Compounds by GC/MS

Analysis Method:	8260C	Analysis Batch:	200-88791	Instrument ID:	CHL.i
Prep Method:	5030C	Prep Batch:	N/A	Lab File ID:	13776_18.D
Dilution:	1.0			Initial Weight/Volume:	5 mL
Analysis Date:	05/27/2015 2056			Final Weight/Volume:	5 mL
Prep Date:	05/27/2015 2056				

Analyte	Result (ug/L)	Qualifier	DL	LOQ
Chlorodibromomethane	0.40	U	0.22	1.0
Ethylene Dibromide	0.40	U	0.22	1.0
Chlorobenzene	0.40	U	0.18	1.0
1,1,1,2-Tetrachloroethane	0.40	U	0.20	1.0
Ethylbenzene	0.40	U	0.20	1.0
m-Xylene & p-Xylene	0.40	U	0.21	1.0
o-Xylene	0.40	U	0.23	1.0
Xylenes, Total	0.40	U	0.21	2.0
Styrene	0.40	U	0.26	1.0
Bromoform	0.40	U Q	0.23	1.0
Isopropylbenzene	0.40	U	0.22	1.0
Bromobenzene	0.40	U	0.21	1.0
1,1,2,2-Tetrachloroethane	0.40	U	0.27	1.0
1,2,3-Trichloropropane	0.40	U	0.29	1.0
N-Propylbenzene	0.40	U	0.19	1.0
2-Chlorotoluene	0.40	U	0.23	1.0
4-Chlorotoluene	0.40	U	0.26	1.0
1,3,5-Trimethylbenzene	0.40	U	0.22	1.0
tert-Butylbenzene	0.40	U	0.20	1.0
1,2,4-Trimethylbenzene	0.40	U	0.21	1.0
sec-Butylbenzene	0.40	U	0.21	1.0
4-Isopropyltoluene	0.40	U	0.22	1.0
1,3-Dichlorobenzene	0.40	U	0.20	1.0
1,4-Dichlorobenzene	0.40	U	0.26	1.0
1,2-Dichlorobenzene	0.40	U	0.23	1.0
n-Butylbenzene	0.40	U	0.20	1.0
1,2-Dibromo-3-Chloropropane	0.40	U Q	0.24	1.0
1,2,4-Trichlorobenzene	0.40	U	0.21	1.0
Hexachlorobutadiene	0.40	U	0.29	1.0
Naphthalene	0.40	U Q	0.31	1.0
1,2,3-Trichlorobenzene	0.40	U	0.26	1.0

Surrogate	%Rec	Qualifier	Acceptance Limits
1,2-Dichloroethane-d4 (Surr)	105		80 - 120
Toluene-d8 (Surr)	105		80 - 120
4-Bromofluorobenzene	106		80 - 125
Dibromofluoromethane (Surr)	109		50 - 150

Client: H2H Associates LLC

Job Number: 200-28023-1
Sdg Number: 200-28023

Surrogate Recovery Report

8260C Volatile Organic Compounds by GC/MS

Client Matrix: Water

Lab Sample ID	Client Sample ID	DBFM %Rec	DCA %Rec	TOL %Rec	BFB %Rec
200-28023-1	IRRIGATION #2	105	102	101	104
200-28023-2	IRRIGATION #3	107	105	104	106
200-28023-3	IRRIGATION #4	109	106	106	109
200-28023-4	IRRIGATION #5	108	106	104	107
200-28023-5	MW-10	110	105	107	108
200-28023-6	DUP-1-5-18-15	110	107	104	107
200-28023-7	TRIP BLANK	110	106	106	108
200-28023-8	IRRIGATION #1	109	107	106	107
200-28023-9	EQUIPMENT BLANK	109	105	105	106
MB 200-88791/5		109	106	106	106
LCS 200-88791/3		110	106	107	104
200-28023-3 MS	IRRIGATION #4 MS	111	105	105	105
200-28023-3 MSD	IRRIGATION #4 MSD	109	104	105	105

Surrogate	Acceptance Limits
DBFM = Dibromofluoromethane (Surr)	50-150
DCA = 1,2-Dichloroethane-d4 (Surr)	80-120
TOL = Toluene-d8 (Surr)	80-120
BFB = 4-Bromofluorobenzene	80-125

Client: H2H Associates LLC

Job Number: 200-28023-1
Sdg Number: 200-28023

Method Blank - Batch: 200-88791

Method: 8260C
Preparation: 5030C

Lab Sample ID:	MB 200-88791/5	Analysis Batch:	200-88791	Instrument ID:	CHL.i
Client Matrix:	Water	Prep Batch:	N/A	Lab File ID:	13776_05.D
Dilution:	1.0	Leach Batch:	N/A	Initial Weight/Volume:	5 mL
Analysis Date:	05/27/2015 1302	Units:	ug/L	Final Weight/Volume:	5 mL
Prep Date:	05/27/2015 1302				
Leach Date:	N/A				

Analyte	Result	Qual	DL	LOQ
Dichlorodifluoromethane	0.40	U	0.27	1.0
Chloromethane	0.40	U	0.34	1.0
Vinyl chloride	0.40	U	0.23	1.0
Bromomethane	0.40	U	0.34	1.0
Chloroethane	0.40	U	0.37	1.0
Trichlorofluoromethane	0.40	U	0.30	1.0
1,1-Dichloroethene	0.40	U	0.19	1.0
1,1,2-Trichloro-1,2,2-trifluoroethane	0.40	U	0.24	1.0
Acetone	1.9	U	1.7	5.0
Iodomethane	0.40	U	0.23	1.0
Carbon disulfide	0.40	U	0.21	1.0
Methyl acetate	1.9	U	0.87	5.0
Methylene Chloride	0.251	J	0.23	1.0
trans-1,2-Dichloroethene	0.40	U	0.23	1.0
1,2-Dichloroethene, Total	0.40	U	0.22	2.0
Methyl tert-butyl ether	0.40	U	0.21	1.0
1,1-Dichloroethane	0.40	U	0.21	1.0
Vinyl acetate	0.80	U	0.53	5.0
2,2-Dichloropropane	0.80	U	0.47	1.0
cis-1,2-Dichloroethene	0.40	U	0.22	1.0
2-Butanone (MEK)	1.9	U	1.3	5.0
Chlorobromomethane	0.40	U	0.26	1.0
Tetrahydrofuran	1.6	U	0.94	2.0
Chloroform	0.40	U	0.20	1.0
1,1,1-Trichloroethane	0.40	U	0.20	1.0
Cyclohexane	0.40	U	0.22	1.0
1,1-Dichloropropene	0.40	U	0.19	1.0
Carbon tetrachloride	0.40	U	0.22	1.0
Isobutyl alcohol	9.7	U	9.0	50
Benzene	0.40	U	0.19	1.0
1,2-Dichloroethane	0.40	U	0.19	1.0
Trichloroethene	0.40	U	0.18	1.0
Methylcyclohexane	0.40	U	0.20	1.0
1,2-Dichloropropane	0.40	U	0.24	1.0
Dibromomethane	0.40	U	0.24	1.0
1,4-Dioxane	16	U	6.2	40
Dichlorobromomethane	0.40	U	0.20	1.0
2-Chloroethyl vinyl ether	0.40	U	0.18	1.0
cis-1,3-Dichloropropene	0.40	U	0.22	1.0
4-Methyl-2-pentanone (MIBK)	1.9	U	0.82	5.0
Toluene	0.40	U	0.22	1.0
trans-1,3-Dichloropropene	0.40	U	0.26	1.0
1,1,2-Trichloroethane	0.40	U	0.24	1.0
Tetrachloroethene	0.40	U	0.22	1.0
1,3-Dichloropropane	0.40	U	0.20	1.0

Client: H2H Associates LLC

Job Number: 200-28023-1
Sdg Number: 200-28023

Method Blank - Batch: 200-88791

Method: 8260C
Preparation: 5030C

Lab Sample ID:	MB 200-88791/5	Analysis Batch:	200-88791	Instrument ID:	CHL.i
Client Matrix:	Water	Prep Batch:	N/A	Lab File ID:	13776_05.D
Dilution:	1.0	Leach Batch:	N/A	Initial Weight/Volume:	5 mL
Analysis Date:	05/27/2015 1302	Units:	ug/L	Final Weight/Volume:	5 mL
Prep Date:	05/27/2015 1302				
Leach Date:	N/A				

Analyte	Result	Qual	DL	LOQ
2-Hexanone	1.9	U	1.2	5.0
Chlorodibromomethane	0.40	U	0.22	1.0
Ethylene Dibromide	0.40	U	0.22	1.0
Chlorobenzene	0.40	U	0.18	1.0
1,1,1,2-Tetrachloroethane	0.40	U	0.20	1.0
Ethylbenzene	0.40	U	0.20	1.0
m-Xylene & p-Xylene	0.40	U	0.21	1.0
o-Xylene	0.40	U	0.23	1.0
Xylenes, Total	0.40	U	0.21	2.0
Styrene	0.40	U	0.26	1.0
Bromoform	0.40	U	0.23	1.0
Isopropylbenzene	0.40	U	0.22	1.0
Bromobenzene	0.40	U	0.21	1.0
1,1,2,2-Tetrachloroethane	0.40	U	0.27	1.0
1,2,3-Trichloropropane	0.40	U	0.29	1.0
N-Propylbenzene	0.40	U	0.19	1.0
2-Chlorotoluene	0.40	U	0.23	1.0
4-Chlorotoluene	0.40	U	0.26	1.0
1,3,5-Trimethylbenzene	0.40	U	0.22	1.0
tert-Butylbenzene	0.40	U	0.20	1.0
1,2,4-Trimethylbenzene	0.40	U	0.21	1.0
sec-Butylbenzene	0.40	U	0.21	1.0
4-Isopropyltoluene	0.40	U	0.22	1.0
1,3-Dichlorobenzene	0.40	U	0.20	1.0
1,4-Dichlorobenzene	0.40	U	0.26	1.0
1,2-Dichlorobenzene	0.40	U	0.23	1.0
n-Butylbenzene	0.40	U	0.20	1.0
1,2-Dibromo-3-Chloropropane	0.40	U	0.24	1.0
1,2,4-Trichlorobenzene	0.40	U	0.21	1.0
Hexachlorobutadiene	0.40	U	0.29	1.0
Naphthalene	0.430	J	0.31	1.0
1,2,3-Trichlorobenzene	0.294	J	0.26	1.0

Surrogate	% Rec	Acceptance Limits
1,2-Dichloroethane-d4 (Surr)	106	80 - 120
Toluene-d8 (Surr)	106	80 - 120
4-Bromofluorobenzene	106	80 - 125
Dibromofluoromethane (Surr)	109	50 - 150

Client: H2H Associates LLC

Job Number: 200-28023-1
Sdg Number: 200-28023

Lab Control Sample - Batch: 200-88791

Method: 8260C
Preparation: 5030C

Lab Sample ID:	LCS 200-88791/3	Analysis Batch:	200-88791	Instrument ID:	CHL.i
Client Matrix:	Water	Prep Batch:	N/A	Lab File ID:	13776_03.D
Dilution:	1.0	Leach Batch:	N/A	Initial Weight/Volume:	5 mL
Analysis Date:	05/27/2015 1154	Units:	ug/L	Final Weight/Volume:	5 mL
Prep Date:	05/27/2015 1154				
Leach Date:	N/A				

Analyte	Spike Amount	Result	% Rec.	Limit	Qual
Dichlorodifluoromethane	24.8	27.6	111	35 - 125	
Chloromethane	24.8	23.7	96	65 - 120	
Vinyl chloride	24.8	26.4	107	80 - 130	
Bromomethane	24.8	18.6	75	60 - 120	
Chloroethane	24.8	24.7	100	80 - 130	
Trichlorofluoromethane	24.8	26.6	107	75 - 120	
1,1-Dichloroethene	24.8	26.7	107	80 - 120	
1,1,2-Trichloro-1,2,2-trifluoroethane	24.8	26.3	106	70 - 120	
Acetone	124	91.0	73	15 - 200	
Iodomethane	24.8	26.2	106	45 - 150	
Carbon disulfide	24.8	27.1	109	80 - 120	
Methyl acetate	124	119	96	70 - 120	
Methylene Chloride	24.8	25.5	103	80 - 120	
trans-1,2-Dichloroethene	24.8	27.5	111	80 - 125	
Methyl tert-butyl ether	24.8	28.3	114	80 - 120	
1,1-Dichloroethane	24.8	27.2	110	80 - 120	
Vinyl acetate	49.6	117	237	80 - 200	Q
2,2-Dichloropropane	24.8	25.4	102	80 - 120	
cis-1,2-Dichloroethene	24.8	27.2	110	80 - 125	
2-Butanone (MEK)	124	109	88	60 - 170	
Chlorobromomethane	24.8	27.6	111	80 - 130	
Tetrahydrofuran	49.6	62.2	125	80 - 120	Q
Chloroform	24.8	27.1	109	75 - 120	
1,1,1-Trichloroethane	24.8	27.2	110	75 - 120	
Cyclohexane	24.8	26.4	106	80 - 120	
1,1-Dichloropropene	24.8	28.9	116	80 - 125	
Carbon tetrachloride	24.8	31.1	125	75 - 120	Q
Isobutyl alcohol	620	875	141	80 - 130	Q
Benzene	24.8	27.1	109	80 - 125	
1,2-Dichloroethane	24.8	27.5	111	70 - 120	
Trichloroethene	24.8	26.7	108	75 - 120	
Methylcyclohexane	24.8	27.1	109	80 - 120	
1,2-Dichloropropane	24.8	27.0	109	80 - 125	
Dibromomethane	24.8	27.5	111	75 - 120	
1,4-Dioxane	496	516	104	75 - 140	
Dichlorobromomethane	24.8	27.3	110	80 - 120	
2-Chloroethyl vinyl ether	24.8	28.8	116	80 - 125	
cis-1,3-Dichloropropene	24.8	28.8	116	80 - 125	
4-Methyl-2-pentanone (MIBK)	124	124	100	80 - 125	
Toluene	24.8	26.6	107	80 - 120	
trans-1,3-Dichloropropene	24.8	30.6	123	80 - 120	Q
1,1,2-Trichloroethane	24.8	27.4	110	80 - 125	
Tetrachloroethene	24.8	26.9	108	80 - 120	
1,3-Dichloropropane	24.8	26.9	108	80 - 125	
2-Hexanone	124	103	83	75 - 150	
Chlorodibromomethane	24.8	29.3	118	80 - 125	

Client: H2H Associates LLC

Job Number: 200-28023-1
Sdg Number: 200-28023

Lab Control Sample - Batch: 200-88791

Method: 8260C
Preparation: 5030C

Lab Sample ID:	LCS 200-88791/3	Analysis Batch:	200-88791	Instrument ID:	CHL.i
Client Matrix:	Water	Prep Batch:	N/A	Lab File ID:	13776_03.D
Dilution:	1.0	Leach Batch:	N/A	Initial Weight/Volume:	5 mL
Analysis Date:	05/27/2015 1154	Units:	ug/L	Final Weight/Volume:	5 mL
Prep Date:	05/27/2015 1154				
Leach Date:	N/A				

Analyte	Spike Amount	Result	% Rec.	Limit	Qual
Ethylene Dibromide	24.8	28.5	115	80 - 120	
Chlorobenzene	24.8	26.7	108	80 - 120	
1,1,1,2-Tetrachloroethane	24.8	27.2	110	80 - 120	
Ethylbenzene	24.8	26.6	107	80 - 125	
m-Xylene & p-Xylene	24.8	27.4	111	80 - 125	
o-Xylene	24.8	26.9	109	80 - 120	
Styrene	24.8	26.2	106	80 - 120	
Bromoform	24.8	30.0	121	80 - 120	Q
Isopropylbenzene	24.8	26.5	107	80 - 120	
Bromobenzene	24.8	26.1	105	80 - 125	
1,1,2,2-Tetrachloroethane	24.8	29.1	117	80 - 125	
1,2,3-Trichloropropane	24.8	29.6	119	80 - 120	
N-Propylbenzene	24.8	26.8	108	80 - 120	
2-Chlorotoluene	24.8	26.3	106	80 - 125	
4-Chlorotoluene	24.8	26.1	105	80 - 125	
1,3,5-Trimethylbenzene	24.8	26.4	106	80 - 120	
tert-Butylbenzene	24.8	26.1	105	75 - 120	
1,2,4-Trimethylbenzene	24.8	26.3	106	80 - 120	
sec-Butylbenzene	24.8	27.0	109	80 - 120	
4-Isopropyltoluene	24.8	26.4	106	75 - 120	
1,3-Dichlorobenzene	24.8	26.3	106	80 - 125	
1,4-Dichlorobenzene	24.8	26.8	108	80 - 125	
1,2-Dichlorobenzene	24.8	26.6	107	80 - 125	
n-Butylbenzene	24.8	26.4	106	80 - 120	
1,2-Dibromo-3-Chloropropane	24.8	30.6	123	70 - 120	Q
1,2,4-Trichlorobenzene	24.8	28.3	114	80 - 120	
Hexachlorobutadiene	24.8	28.0	113	75 - 120	
Naphthalene	24.8	31.5	127	80 - 130	
1,2,3-Trichlorobenzene	24.8	29.2	118	80 - 120	

Surrogate	% Rec	Acceptance Limits
1,2-Dichloroethane-d4 (Surr)	106	80 - 120
Toluene-d8 (Surr)	107	80 - 120
Dibromofluoromethane (Surr)	110	50 - 150

Client: H2H Associates LLC

Job Number: 200-28023-1
Sdg Number: 200-28023

Matrix Spike/
Matrix Spike Duplicate Recovery Report - Batch: 200-88791

Method: 8260C
Preparation: 5030C

MS Lab Sample ID:	200-28023-3	Analysis Batch:	200-88791	Instrument ID:	CHL.i
Client Matrix:	Water	Prep Batch:	N/A	Lab File ID:	13776_19.D
Dilution:	1.0	Leach Batch:	N/A	Initial Weight/Volume:	5 mL
Analysis Date:	05/27/2015 2130			Final Weight/Volume:	5 mL
Prep Date:	05/27/2015 2130				5 mL
Leach Date:	N/A				

MSD Lab Sample ID:	200-28023-3	Analysis Batch:	200-88791	Instrument ID:	CHL.i
Client Matrix:	Water	Prep Batch:	N/A	Lab File ID:	13776_20.D
Dilution:	1.0	Leach Batch:	N/A	Initial Weight/Volume:	5 mL
Analysis Date:	05/27/2015 2204			Final Weight/Volume:	5 mL
Prep Date:	05/27/2015 2204				5 mL
Leach Date:	N/A				

	% Rec.						
Analyte	MS	MSD	Limit	RPD	RPD Limit	MS Qual	MSD Qual
Dichlorodifluoromethane	106	105	35 - 125	1	30		
Chloromethane	94	96	65 - 120	2	30		
Vinyl chloride	102	103	80 - 130	1	30		
Bromomethane	65	73	60 - 120	11	30		
Chloroethane	97	96	80 - 130	2	30		
Trichlorofluoromethane	104	103	75 - 120	1	30		
1,1-Dichloroethene	106	106	80 - 120	0	30		
1,1,2-Trichloro-1,2,2-trifluoroethane	103	103	70 - 120	0	30		
Acetone	44	45	15 - 200	2	30		
Iodomethane	69	80	45 - 150	15	30		
Carbon disulfide	105	105	80 - 120	0	30		
Methyl acetate	93	92	70 - 120	1	30		
Methylene Chloride	103	101	80 - 120	2	30		
trans-1,2-Dichloroethene	109	109	80 - 125	0	30		
Methyl tert-butyl ether	114	113	80 - 120	1	30		
1,1-Dichloroethane	109	108	80 - 120	1	30		
Vinyl acetate	228	233	80 - 200	2	30	J	J
2,2-Dichloropropane	85	83	80 - 120	3	30		
cis-1,2-Dichloroethene	108	108	80 - 125	0	30		
2-Butanone (MEK)	72	73	60 - 170	1	30		
Chlorobromomethane	111	110	80 - 130	1	30		
Tetrahydrofuran	130	129	80 - 120	1	30	J	J
Chloroform	109	108	75 - 120	1	30		
1,1,1-Trichloroethane	108	108	75 - 120	0	30		
Cyclohexane	104	105	80 - 120	1	30		
1,1-Dichloropropene	114	115	80 - 125	1	30		
Carbon tetrachloride	125	123	75 - 120	1	30	J	J
Isobutyl alcohol	146	144	80 - 130	2	30	J	J
Benzene	108	109	80 - 125	0	30		
1,2-Dichloroethane	110	110	70 - 120	0	30		
Trichloroethene	108	108	75 - 120	1	30		
Methylcyclohexane	106	107	80 - 120	1	30		
1,2-Dichloropropane	108	109	80 - 125	0	30		

Client: H2H Associates LLC

Job Number: 200-28023-1
Sdg Number: 200-28023

Matrix Spike/
Matrix Spike Duplicate Recovery Report - Batch: 200-88791

Method: 8260C
Preparation: 5030C

MS Lab Sample ID:	200-28023-3	Analysis Batch:	200-88791	Instrument ID:	CHL.i
Client Matrix:	Water	Prep Batch:	N/A	Lab File ID:	13776_19.D
Dilution:	1.0	Leach Batch:	N/A	Initial Weight/Volume:	5 mL
Analysis Date:	05/27/2015 2130			Final Weight/Volume:	5 mL
Prep Date:	05/27/2015 2130				5 mL
Leach Date:	N/A				

MSD Lab Sample ID:	200-28023-3	Analysis Batch:	200-88791	Instrument ID:	CHL.i
Client Matrix:	Water	Prep Batch:	N/A	Lab File ID:	13776_20.D
Dilution:	1.0	Leach Batch:	N/A	Initial Weight/Volume:	5 mL
Analysis Date:	05/27/2015 2204			Final Weight/Volume:	5 mL
Prep Date:	05/27/2015 2204				5 mL
Leach Date:	N/A				

	% Rec.						
Analyte	MS	MSD	Limit	RPD	RPD Limit	MS Qual	MSD Qual
Dibromomethane	110	110	75 - 120	0	30		
1,4-Dioxane	110	103	75 - 140	6	30		
Dichlorobromomethane	110	109	80 - 120	1	30		
2-Chloroethyl vinyl ether	0	0	80 - 125	NC	30	U J	U J
cis-1,3-Dichloropropene	113	112	80 - 125	1	30		
4-Methyl-2-pentanone (MIBK)	103	103	80 - 125	0	30		
Toluene	105	106	80 - 120	2	30		
trans-1,3-Dichloropropene	119	118	80 - 120	1	30		
1,1,2-Trichloroethane	109	110	80 - 125	1	30		
Tetrachloroethene	105	108	80 - 120	2	30		
1,3-Dichloropropane	107	108	80 - 125	1	30		
2-Hexanone	76	75	75 - 150	1	30		
Chlorodibromomethane	116	117	80 - 125	1	30		
Ethylene Dibromide	112	113	80 - 120	0	30		
Chlorobenzene	106	107	80 - 120	1	30		
1,1,1,2-Tetrachloroethane	108	109	80 - 120	1	30		
Ethylbenzene	105	106	80 - 125	1	30		
m-Xylene & p-Xylene	107	107	80 - 125	0	30		
o-Xylene	107	108	80 - 120	1	30		
Styrene	101	101	80 - 120	1	30		
Bromoform	118	120	80 - 120	2	30		
Isopropylbenzene	106	107	80 - 120	1	30		
Bromobenzene	105	107	80 - 125	2	30		
1,1,2,2-Tetrachloroethane	117	119	80 - 125	2	30		
1,2,3-Trichloropropane	117	120	80 - 120	3	30		
N-Propylbenzene	106	109	80 - 120	4	30		
2-Chlorotoluene	105	107	80 - 125	2	30		
4-Chlorotoluene	107	104	80 - 125	3	30		
1,3,5-Trimethylbenzene	106	108	80 - 120	2	30		
tert-Butylbenzene	105	107	75 - 120	1	30		
1,2,4-Trimethylbenzene	105	107	80 - 120	1	30		
sec-Butylbenzene	107	110	80 - 120	2	30		
4-Isopropyltoluene	105	106	75 - 120	1	30		

Client: H2H Associates LLC

Job Number: 200-28023-1
Sdg Number: 200-28023

Matrix Spike/
Matrix Spike Duplicate Recovery Report - Batch: 200-88791

Method: 8260C
Preparation: 5030C

MS Lab Sample ID:	200-28023-3	Analysis Batch:	200-88791	Instrument ID:	CHL.i
Client Matrix:	Water	Prep Batch:	N/A	Lab File ID:	13776_19.D
Dilution:	1.0	Leach Batch:	N/A	Initial Weight/Volume:	5 mL
Analysis Date:	05/27/2015 2130			Final Weight/Volume:	5 mL
Prep Date:	05/27/2015 2130				5 mL
Leach Date:	N/A				

MSD Lab Sample ID:	200-28023-3	Analysis Batch:	200-88791	Instrument ID:	CHL.i
Client Matrix:	Water	Prep Batch:	N/A	Lab File ID:	13776_20.D
Dilution:	1.0	Leach Batch:	N/A	Initial Weight/Volume:	5 mL
Analysis Date:	05/27/2015 2204			Final Weight/Volume:	5 mL
Prep Date:	05/27/2015 2204				5 mL
Leach Date:	N/A				

	% Rec.						
Analyte	MS	MSD	Limit	RPD	RPD Limit	MS Qual	MSD Qual
1,3-Dichlorobenzene	107	108	80 - 125	2	30		
1,4-Dichlorobenzene	106	109	80 - 125	3	30		
1,2-Dichlorobenzene	107	109	80 - 125	2	30		
n-Butylbenzene	104	106	80 - 120	2	30		
1,2-Dibromo-3-Chloropropane	124	126	70 - 120	2	30	J	J
1,2,4-Trichlorobenzene	111	115	80 - 120	4	30		
Hexachlorobutadiene	104	108	75 - 120	4	30		
Naphthalene	125	132	80 - 130	5	30		J
1,2,3-Trichlorobenzene	114	121	80 - 120	6	30		J

Surrogate	MS % Rec	MSD % Rec	Acceptance Limits
1,2-Dichloroethane-d4 (Surr)	105	104	80 - 120
Toluene-d8 (Surr)	105	105	80 - 120
Dibromofluoromethane (Surr)	111	109	50 - 150

Client: H2H Associates LLC

Job Number: 200-28023-1
Sdg Number: 200-28023

Matrix Spike/
Matrix Spike Duplicate Recovery Report - Batch: 200-88791

Method: 8260C
Preparation: 5030C

MS Lab Sample ID:	200-28023-3	Units: ug/L	MSD Lab Sample ID:	200-28023-3	
Client Matrix:	Water		Client Matrix:	Water	
Dilution:	1.0		Dilution:	1.0	
Analysis Date:	05/27/2015 2130		Analysis Date:	05/27/2015 2204	
Prep Date:	05/27/2015 2130		Prep Date:	05/27/2015 2204	
Leach Date:	N/A		Leach Date:	N/A	

Analyte	Sample Result/Qual		MS Spike Amount	MSD Spike Amount	MS Result/Qual		MSD Result/Qual	
Dichlorodifluoromethane	0.40	U	24.8	24.8	26.4		26.1	
Chloromethane	0.40	U	24.8	24.8	23.4		23.9	
Vinyl chloride	0.40	U	24.8	24.8	25.4		25.5	
Bromomethane	0.40	U	24.8	24.8	16.2		18.1	
Chloroethane	0.40	U	24.8	24.8	24.1		23.7	
Trichlorofluoromethane	0.40	U	24.8	24.8	25.9		25.6	
1,1-Dichloroethene	0.40	U	24.8	24.8	26.2		26.2	
1,1,2-Trichloro-1,2,2-trifluoroethane	0.40	U	24.8	24.8	25.6		25.5	
Acetone	1.9	U	124	124	54.8		55.7	
Iodomethane	0.40	U	24.8	24.8	17.2		19.9	
Carbon disulfide	0.40	U	24.8	24.8	26.1		26.1	
Methyl acetate	1.9	U	124	124	115		114	
Methylene Chloride	0.40	U	24.8	24.8	25.5		25.1	
trans-1,2-Dichloroethene	0.40	U	24.8	24.8	27.1		27.1	
Methyl tert-butyl ether	0.40	U	24.8	24.8	28.4		28.1	
1,1-Dichloroethane	0.40	U	24.8	24.8	27.1		26.9	
Vinyl acetate	0.80	U	49.6	49.6	113	J	116	J
2,2-Dichloropropane	0.80	U	24.8	24.8	21.1		20.6	
cis-1,2-Dichloroethene	0.40	U	24.8	24.8	26.8		26.8	
2-Butanone (MEK)	1.9	U	124	124	89.5		90.1	
Chlorobromomethane	0.40	U	24.8	24.8	27.5		27.3	
Tetrahydrofuran	1.6	U	49.6	49.6	64.7	J	63.8	J
Chloroform	0.40	U	24.8	24.8	27.1		26.8	
1,1,1-Trichloroethane	0.40	U	24.8	24.8	26.7		26.7	
Cyclohexane	0.40	U	24.8	24.8	25.8		26.0	
1,1-Dichloropropene	0.40	U	24.8	24.8	28.3		28.5	
Carbon tetrachloride	0.40	U	24.8	24.8	31.0	J	30.6	J
Isobutyl alcohol	9.7	U	620	620	909	J	893	J
Benzene	0.40	U	24.8	24.8	26.9		27.0	
1,2-Dichloroethane	0.40	U	24.8	24.8	27.4		27.4	
Trichloroethene	0.40	U	24.8	24.8	26.7		26.9	
Methylcyclohexane	0.40	U	24.8	24.8	26.2		26.5	
1,2-Dichloropropane	0.40	U	24.8	24.8	26.8		26.9	
Dibromomethane	0.40	U	24.8	24.8	27.4		27.3	
1,4-Dioxane	16	U	496	496	544		512	
Dichlorobromomethane	0.40	U	24.8	24.8	27.3		27.1	
2-Chloroethyl vinyl ether	0.40	U	24.8	24.8	0.40	U J	0.40	U J
cis-1,3-Dichloropropene	0.40	U	24.8	24.8	28.0		27.8	
4-Methyl-2-pentanone (MIBK)	1.9	U	124	124	127		127	
Toluene	0.40	U	24.8	24.8	26.0		26.4	
trans-1,3-Dichloropropene	0.40	U	24.8	24.8	29.5		29.3	
1,1,2-Trichloroethane	0.40	U	24.8	24.8	27.0		27.2	
Tetrachloroethene	0.40	U	24.8	24.8	26.1		26.7	

Client: H2H Associates LLC

Job Number: 200-28023-1
Sdg Number: 200-28023

Matrix Spike/
Matrix Spike Duplicate Recovery Report - Batch: 200-88791

Method: 8260C
Preparation: 5030C

MS Lab Sample ID:	200-28023-3	Units: ug/L	MSD Lab Sample ID:	200-28023-3	
Client Matrix:	Water		Client Matrix:	Water	
Dilution:	1.0		Dilution:	1.0	
Analysis Date:	05/27/2015 2130		Analysis Date:	05/27/2015 2204	
Prep Date:	05/27/2015 2130		Prep Date:	05/27/2015 2204	
Leach Date:	N/A		Leach Date:	N/A	

Analyte	Sample Result/Qual		MS Spike Amount	MSD Spike Amount	MS Result/Qual		MSD Result/Qual	
1,3-Dichloropropane	0.40	U	24.8	24.8	26.5		26.9	
2-Hexanone	1.9	U	124	124	93.8		93.1	
Chlorodibromomethane	0.40	U	24.8	24.8	28.8		29.0	
Ethylene Dibromide	0.40	U	24.8	24.8	27.8		27.9	
Chlorobenzene	0.40	U	24.8	24.8	26.4		26.6	
1,1,1,2-Tetrachloroethane	0.40	U	24.8	24.8	26.8		27.1	
Ethylbenzene	0.40	U	24.8	24.8	26.0		26.3	
m-Xylene & p-Xylene	0.40	U	24.8	24.8	26.6		26.6	
o-Xylene	0.40	U	24.8	24.8	26.5		26.8	
Styrene	0.40	U	24.8	24.8	25.0		25.2	
Bromoform	0.40	U	24.8	24.8	29.4		29.9	
Isopropylbenzene	0.40	U	24.8	24.8	26.2		26.6	
Bromobenzene	0.40	U	24.8	24.8	26.0		26.6	
1,1,2,2-Tetrachloroethane	0.40	U	24.8	24.8	29.1		29.6	
1,2,3-Trichloropropane	0.40	U	24.8	24.8	29.1		29.9	
N-Propylbenzene	0.40	U	24.8	24.8	26.2		27.2	
2-Chlorotoluene	0.40	U	24.8	24.8	26.2		26.7	
4-Chlorotoluene	0.40	U	24.8	24.8	26.6		25.8	
1,3,5-Trimethylbenzene	0.40	U	24.8	24.8	26.3		26.8	
tert-Butylbenzene	0.40	U	24.8	24.8	26.1		26.4	
1,2,4-Trimethylbenzene	0.40	U	24.8	24.8	26.1		26.5	
sec-Butylbenzene	0.40	U	24.8	24.8	26.6		27.2	
4-Isopropyltoluene	0.40	U	24.8	24.8	26.0		26.3	
1,3-Dichlorobenzene	0.40	U	24.8	24.8	26.5		26.9	
1,4-Dichlorobenzene	0.40	U	24.8	24.8	26.4		27.2	
1,2-Dichlorobenzene	0.40	U	24.8	24.8	26.5		26.9	
n-Butylbenzene	0.40	U	24.8	24.8	25.9		26.3	
1,2-Dibromo-3-Chloropropane	0.40	U	24.8	24.8	30.7	J	31.2	J
1,2,4-Trichlorobenzene	0.40	U	24.8	24.8	27.5		28.7	
Hexachlorobutadiene	0.40	U	24.8	24.8	25.8		26.9	
Naphthalene	0.40	U	24.8	24.8	31.1		32.7	J
1,2,3-Trichlorobenzene	0.40	U	24.8	24.8	28.3		29.9	J

DATA REPORTING QUALIFIERS

Client: H2H Associates LLC

Job Number: 200-28023-1
Sdg Number: 200-28023

Lab Section	Qualifier	Description
GC/MS VOA		
	J	Estimated: The analyte was positively identified; the quantitation is an estimation
	J	Estimated: The quantitation is an estimation due to discrepancies in meeting certain analyte-specific quality control criteria.
	M	Manual integrated compound.
	Q	One or more quality control criteria failed.
	U	Undetected at the Limit of Detection.

Client: H2H Associates LLC

Job Number: 200-28023-1
Sdg Number: 200-28023

QC Association Summary

Lab Sample ID	Client Sample ID	Report Basis	Client Matrix	Method	Prep Batch
GC/MS VOA					
Analysis Batch:200-88791					
LCS 200-88791/3	Lab Control Sample	T	Water	8260C	
MB 200-88791/5	Method Blank	T	Water	8260C	
200-28023-1	IRRIGATION #2	T	Water	8260C	
200-28023-2	IRRIGATION #3	T	Water	8260C	
200-28023-3	IRRIGATION #4	T	Water	8260C	
200-28023-3MS	Matrix Spike	T	Water	8260C	
200-28023-3MSD	Matrix Spike Duplicate	T	Water	8260C	
200-28023-4	IRRIGATION #5	T	Water	8260C	
200-28023-5	MW-10	T	Water	8260C	
200-28023-6FD	DUP-1-5-18-15	T	Water	8260C	
200-28023-7TB	TRIP BLANK	T	Water	8260C	
200-28023-8	IRRIGATION #1	T	Water	8260C	
200-28023-9EB	EQUIPMENT BLANK	T	Water	8260C	

Report Basis
T = Total

Client: H2H Associates LLC

Job Number: 200-28023-1
SDG: 200-28023

Laboratory Chronicle

Lab ID: 200-28023-1 **Client ID: IRRIGATION #2**

Sample Date/Time: 05/18/2015 13:35 Received Date/Time: 05/20/2015 10:20

Method	Bottle ID	Run	Analysis Batch	Prep Batch	Date Prepared / Analyzed	Dil	Lab	Analyst
P:5030C	200-28023-A-1		200-88791		05/27/2015 16:26	1	TAL BUR	NEA
A:8260C	200-28023-A-1		200-88791		05/27/2015 16:26	1	TAL BUR	NEA

Lab ID: 200-28023-2 **Client ID: IRRIGATION #3**

Sample Date/Time: 05/18/2015 11:25 Received Date/Time: 05/20/2015 10:20

Method	Bottle ID	Run	Analysis Batch	Prep Batch	Date Prepared / Analyzed	Dil	Lab	Analyst
P:5030C	200-28023-A-2		200-88791		05/27/2015 17:00	1	TAL BUR	NEA
A:8260C	200-28023-A-2		200-88791		05/27/2015 17:00	1	TAL BUR	NEA

Lab ID: 200-28023-3 **Client ID: IRRIGATION #4**

Sample Date/Time: 05/18/2015 09:55 Received Date/Time: 05/20/2015 10:20

Method	Bottle ID	Run	Analysis Batch	Prep Batch	Date Prepared / Analyzed	Dil	Lab	Analyst
P:5030C	200-28023-A-3		200-88791		05/27/2015 17:34	1	TAL BUR	NEA
A:8260C	200-28023-A-3		200-88791		05/27/2015 17:34	1	TAL BUR	NEA

Lab ID: 200-28023-3 **Client ID: IRRIGATION #4**

Sample Date/Time: 05/18/2015 09:55 Received Date/Time: 05/20/2015 10:20

Method	Bottle ID	Run	Analysis Batch	Prep Batch	Date Prepared / Analyzed	Dil	Lab	Analyst
P:5030C	200-28023-A-3 MS		200-88791		05/27/2015 21:30	1	TAL BUR	NEA
A:8260C	200-28023-A-3 MS		200-88791		05/27/2015 21:30	1	TAL BUR	NEA

Lab ID: 200-28023-3 **Client ID: IRRIGATION #4**

Sample Date/Time: 05/18/2015 09:55 Received Date/Time: 05/20/2015 10:20

Method	Bottle ID	Run	Analysis Batch	Prep Batch	Date Prepared / Analyzed	Dil	Lab	Analyst
P:5030C	200-28023-A-3 MSD		200-88791		05/27/2015 22:04	1	TAL BUR	NEA
A:8260C	200-28023-A-3 MSD		200-88791		05/27/2015 22:04	1	TAL BUR	NEA

Lab ID: 200-28023-4 **Client ID: IRRIGATION #5**

Sample Date/Time: 05/18/2015 15:00 Received Date/Time: 05/20/2015 10:20

Method	Bottle ID	Run	Analysis Batch	Prep Batch	Date Prepared / Analyzed	Dil	Lab	Analyst
P:5030C	200-28023-A-4		200-88791		05/27/2015 18:08	1	TAL BUR	NEA
A:8260C	200-28023-A-4		200-88791		05/27/2015 18:08	1	TAL BUR	NEA

Client: H2H Associates LLC

Job Number: 200-28023-1
SDG: 200-28023

Laboratory Chronicle

Lab ID: 200-28023-5 **Client ID: MW-10**

Sample Date/Time: 05/18/2015 16:40 Received Date/Time: 05/20/2015 10:20

Method	Bottle ID	Run	Analysis Batch	Prep Batch	Date Prepared / Analyzed	Dil	Lab	Analyst
P:5030C	200-28023-B-5		200-88791		05/27/2015 18:41	1	TAL BUR	NEA
A:8260C	200-28023-B-5		200-88791		05/27/2015 18:41	1	TAL BUR	NEA

Lab ID: 200-28023-6 **Client ID: DUP-1-5-18-15**

Sample Date/Time: 05/18/2015 00:00 Received Date/Time: 05/20/2015 10:20

Method	Bottle ID	Run	Analysis Batch	Prep Batch	Date Prepared / Analyzed	Dil	Lab	Analyst
P:5030C	200-28023-A-6		200-88791		05/27/2015 19:15	1	TAL BUR	NEA
A:8260C	200-28023-A-6		200-88791		05/27/2015 19:15	1	TAL BUR	NEA

Lab ID: 200-28023-7 **Client ID: TRIP BLANK**

Sample Date/Time: 05/18/2015 00:00 Received Date/Time: 05/20/2015 10:20

Method	Bottle ID	Run	Analysis Batch	Prep Batch	Date Prepared / Analyzed	Dil	Lab	Analyst
P:5030C	200-28023-A-7		200-88791		05/27/2015 19:49	1	TAL BUR	NEA
A:8260C	200-28023-A-7		200-88791		05/27/2015 19:49	1	TAL BUR	NEA

Lab ID: 200-28023-8 **Client ID: IRRIGATION #1**

Sample Date/Time: 05/19/2015 09:25 Received Date/Time: 05/20/2015 10:20

Method	Bottle ID	Run	Analysis Batch	Prep Batch	Date Prepared / Analyzed	Dil	Lab	Analyst
P:5030C	200-28023-A-8		200-88791		05/27/2015 20:23	1	TAL BUR	NEA
A:8260C	200-28023-A-8		200-88791		05/27/2015 20:23	1	TAL BUR	NEA

Lab ID: 200-28023-9 **Client ID: EQUIPMENT BLANK**

Sample Date/Time: 05/19/2015 09:00 Received Date/Time: 05/20/2015 10:20

Method	Bottle ID	Run	Analysis Batch	Prep Batch	Date Prepared / Analyzed	Dil	Lab	Analyst
P:5030C	200-28023-A-9		200-88791		05/27/2015 20:56	1	TAL BUR	NEA
A:8260C	200-28023-A-9		200-88791		05/27/2015 20:56	1	TAL BUR	NEA

Lab ID: MB **Client ID: N/A**

Sample Date/Time: N/A Received Date/Time: N/A

Method	Bottle ID	Run	Analysis Batch	Prep Batch	Date Prepared / Analyzed	Dil	Lab	Analyst
P:5030C	MB 200-88791/5		200-88791		05/27/2015 13:02	1	TAL BUR	NEA
A:8260C	MB 200-88791/5		200-88791		05/27/2015 13:02	1	TAL BUR	NEA

Client: H2H Associates LLC

Job Number: 200-28023-1
SDG: 200-28023

Laboratory Chronicle

Lab ID: LCS **Client ID: N/A**

Sample Date/Time: N/A Received Date/Time: N/A

Method	Bottle ID	Run	Analysis Batch	Prep Batch	Date Prepared / Analyzed	Dil	Lab	Analyst
P:5030C	LCS 200-88791/3		200-88791		05/27/2015 11:54	1	TAL BUR	NEA
A:8260C	LCS 200-88791/3		200-88791		05/27/2015 11:54	1	TAL BUR	NEA

Lab References:
TAL BUR = TestAmerica Burlington

REAGENT TRACEABILITY SUMMARY

Lab Name: TestAmerica Burlington Job No.: 200-28023-1

SDG No.: 200-28023

Reagent ID	Exp Date	Prep Date	Dilutant Used	Reagent Final Volume	Parent Reagent		Analyte	Concentration
					Reagent ID	Volume Added		
8260cal.A_00020	05/31/15	05/18/15	METHANOL, Lot 141430	1500 uL	VM8260CALis_00076	33.4 uL	Acrolein	439.767 ug/mL
					VMstd#3s_00022	52.8 uL	Bromomethane	88 ug/mL
							Butadiene	88 ug/mL
							Chloroethane	88 ug/mL
							Chloromethane	88 ug/mL
							Dichlorodifluoromethane	88 ug/mL
							Dichlorofluoromethane	88 ug/mL
							Trichlorofluoromethane	88 ug/mL
							Vinyl chloride	88 ug/mL
					VMstd#4s_00001	66 uL	2-Chloroethyl vinyl ether	88 ug/mL
.VM8260CALis_00076	05/31/15		RESTEK, Lot A0108734		(Purchased Reagent)		Acrolein	19750 ug/mL
.VMstd#3s_00022	06/01/15		Restek, Lot A0108198		(Purchased Reagent)		Bromomethane	2500 ug/mL
							Butadiene	2500 ug/mL
							Chloroethane	2500 ug/mL
							Chloromethane	2500 ug/mL
							Dichlorodifluoromethane	2500 ug/mL
							Dichlorofluoromethane	2500 ug/mL
							Trichlorofluoromethane	2500 ug/mL
							Vinyl chloride	2500 ug/mL
.VMstd#4s_00001	02/28/16		Restek, Lot A093368		(Purchased Reagent)		2-Chloroethyl vinyl ether	2000 ug/mL
8260cal.Bcorp_00014	06/18/15	05/18/15	METHANOL, Lot 141430	4500 uL	8260customCAL_00001	198 uL	2-Chloro-1,3-butadiene	88 ug/mL
							Isopropyl ether	88 ug/mL
							Methacrylonitrile	88 ug/mL
							Methyl methacrylate	88 ug/mL
							Propionitrile	440 ug/mL
							Tert-amyl methyl ether	88 ug/mL
							Tert-butyl ethyl ether	88 ug/mL
					Freon 123A_00007	198 uL	1,2-Dichloro-1,1,2-trifluoroethane	88 ug/mL
					VM8260SSTDs_00002	158.4 uL	1,2-Dichloroethane-d4 (Surr)	88 ug/mL
							4-Bromofluorobenzene	88 ug/mL
							Dibromofluoromethane (Surr)	88 ug/mL
							Toluene-d8 (Surr)	88 ug/mL
					VM8260std #1s_00001	198 uL	1,1,1,2-Tetrachloroethane	88 ug/mL
							1,1,1-Trichloroethane	88 ug/mL
							1,1,2,2-Tetrachloroethane	88 ug/mL
							1,1,2-Trichloro-1,2,2-trifluoroethane	88 ug/mL
							1,1,2-Trichloroethane	88 ug/mL
							1,1-Dichloroethane	88 ug/mL
							1,1-Dichloroethene	88 ug/mL
							1,1-Dichloropropene	88 ug/mL
							1,2,3-Trichlorobenzene	88 ug/mL
							1,2,3-Trichloropropane	88 ug/mL
							1,2,4-Trichlorobenzene	88 ug/mL
							1,2,4-Trimethylbenzene	88 ug/mL
							1,2-Dibromo-3-Chloropropane	88 ug/mL

REAGENT TRACEABILITY SUMMARY

Lab Name: TestAmerica Burlington Job No.: 200-28023-1

SDG No.: 200-28023

Reagent ID	Exp Date	Prep Date	Dilutant Used	Reagent Final Volume	Parent Reagent		Analyte	Concentration
					Reagent ID	Volume Added		
							1,2-Dichlorobenzene	88 ug/mL
							1,2-Dichloroethane	88 ug/mL
							1,2-Dichloropropane	88 ug/mL
							1,3,5-Trimethylbenzene	88 ug/mL
							1,3-Dichlorobenzene	88 ug/mL
							1,3-Dichloropropane	88 ug/mL
							1,4-Dichlorobenzene	88 ug/mL
							1,4-Dioxane	1760 ug/mL
							2,2-Dichloropropane	88 ug/mL
							2-Chlorotoluene	88 ug/mL
							2-Methyl-2-propanol	880 ug/mL
							3-Chloro-1-propene	88 ug/mL
							4-Chlorotoluene	88 ug/mL
							4-Isopropyltoluene	88 ug/mL
							Acrylonitrile	880 ug/mL
							Benzene	88 ug/mL
							Bromobenzene	88 ug/mL
							Bromoform	88 ug/mL
							Carbon disulfide	88 ug/mL
							Carbon tetrachloride	88 ug/mL
							Chlorobenzene	88 ug/mL
							Chlorobromomethane	88 ug/mL
							Chlorodibromomethane	88 ug/mL
							Chloroform	88 ug/mL
							cis-1,2-Dichloroethene	88 ug/mL
							cis-1,3-Dichloropropene	88 ug/mL
							Cyclohexane	88 ug/mL
							Dibromomethane	88 ug/mL
							Dichlorobromomethane	88 ug/mL
							Ethyl ether	88 ug/mL
							Ethyl methacrylate	88 ug/mL
							Ethylbenzene	88 ug/mL
							Ethylene Dibromide	88 ug/mL
							Hexachlorobutadiene	88 ug/mL
							Hexane	88 ug/mL
							Iodomethane	88 ug/mL
							Isobutyl alcohol	2200 ug/mL
							Isopropylbenzene	88 ug/mL
							m-Xylene & p-Xylene	88 ug/mL
							Methyl acetate	440 ug/mL
							Methyl tert-butyl ether	88 ug/mL
							Methylcyclohexane	88 ug/mL
							Methylene Chloride	88 ug/mL
							n-Butylbenzene	88 ug/mL
							n-Heptane	88 ug/mL
							N-Propylbenzene	88 ug/mL
							Naphthalene	88 ug/mL
							o-Xylene	88 ug/mL

REAGENT TRACEABILITY SUMMARY

Lab Name: TestAmerica Burlington Job No.: 200-28023-1

SDG No.: 200-28023

Reagent ID	Exp Date	Prep Date	Dilutant Used	Reagent Final Volume	Parent Reagent		Analyte	Concentration
					Reagent ID	Volume Added		
							sec-Butylbenzene	88 ug/mL
							Styrene	88 ug/mL
							tert-Butylbenzene	88 ug/mL
							Tetrachloroethene	88 ug/mL
							Tetrahydrofuran	176 ug/mL
							Toluene	88 ug/mL
							trans-1,2-Dichloroethene	88 ug/mL
							trans-1,3-Dichloropropene	88 ug/mL
							trans-1,4-Dichloro-2-butene	88 ug/mL
							Trichloroethene	88 ug/mL
					VMstd#2s_00001	198 uL	2-Butanone (MEK)	440 ug/mL
							2-Hexanone	440 ug/mL
							4-Methyl-2-pentanone (MIBK)	440 ug/mL
							Acetone	440 ug/mL
					VMstd#6s_00020	158.4 uL	Vinyl acetate	176 ug/mL
.8260customCAL_00001	11/30/15	Restek, Lot A0103120			(Purchased Reagent)		2-Chloro-1,3-butadiene	2000 ug/mL
							Isopropyl ether	2000 ug/mL
							Methacrylonitrile	2000 ug/mL
							Methyl methacrylate	2000 ug/mL
							Propionitrile	10000 ug/mL
							Tert-amyl methyl ether	2000 ug/mL
							Tert-butyl ethyl ether	2000 ug/mL
.Freon 123A_00007	03/16/16	Accustandard, Lot 211011226			(Purchased Reagent)		1,2-Dichloro-1,1,2-trifluoroethane	2000 ug/mL
.VM8260SSTDs_00002	01/16/16	RESTEK, Lot A093505			(Purchased Reagent)		1,2-Dichloroethane-d4 (Surr)	2500 ug/mL
							4-Bromofluorobenzene	2500 ug/mL
							Dibromofluoromethane (Surr)	2500 ug/mL
							Toluene-d8 (Surr)	2500 ug/mL
.VM8260std #1s_00001	02/28/16	Restek, Lot A093581			(Purchased Reagent)		1,1,1,2-Tetrachloroethane	2000 ug/mL
							1,1,1-Trichloroethane	2000 ug/mL
							1,1,2,2-Tetrachloroethane	2000 ug/mL
							1,1,2-Trichloro-1,2,2-trifluoroethane	2000 ug/mL
							1,1,2-Trichloroethane	2000 ug/mL
							1,1-Dichloroethane	2000 ug/mL
							1,1-Dichloroethene	2000 ug/mL
							1,1-Dichloropropene	2000 ug/mL
							1,2,3-Trichlorobenzene	2000 ug/mL
							1,2,3-Trichloropropane	2000 ug/mL
							1,2,4-Trichlorobenzene	2000 ug/mL
							1,2,4-Trimethylbenzene	2000 ug/mL
							1,2-Dibromo-3-Chloropropane	2000 ug/mL
							1,2-Dichlorobenzene	2000 ug/mL
							1,2-Dichloroethane	2000 ug/mL
							1,2-Dichloropropane	2000 ug/mL
							1,3,5-Trimethylbenzene	2000 ug/mL
							1,3-Dichlorobenzene	2000 ug/mL
							1,3-Dichloropropane	2000 ug/mL

REAGENT TRACEABILITY SUMMARY

Lab Name: TestAmerica Burlington Job No.: 200-28023-1

SDG No.: 200-28023

Reagent ID	Exp Date	Prep Date	Dilutant Used	Reagent Final Volume	Parent Reagent		Analyte	Concentration
					Reagent ID	Volume Added		
							1,4-Dichlorobenzene	2000 ug/mL
							1,4-Dioxane	40000 ug/mL
							2,2-Dichloropropane	2000 ug/mL
							2-Chlorotoluene	2000 ug/mL
							2-Methyl-2-propanol	20000 ug/mL
							3-Chloro-1-propene	2000 ug/mL
							4-Chlorotoluene	2000 ug/mL
							4-Isopropyltoluene	2000 ug/mL
							Acrylonitrile	20000 ug/mL
							Benzene	2000 ug/mL
							Bromobenzene	2000 ug/mL
							Bromoform	2000 ug/mL
							Carbon disulfide	2000 ug/mL
							Carbon tetrachloride	2000 ug/mL
							Chlorobenzene	2000 ug/mL
							Chlorobromomethane	2000 ug/mL
							Chlorodibromomethane	2000 ug/mL
							Chloroform	2000 ug/mL
							cis-1,2-Dichloroethene	2000 ug/mL
							cis-1,3-Dichloropropene	2000 ug/mL
							Cyclohexane	2000 ug/mL
							Dibromomethane	2000 ug/mL
							Dichlorobromomethane	2000 ug/mL
							Ethyl ether	2000 ug/mL
							Ethyl methacrylate	2000 ug/mL
							Ethylbenzene	2000 ug/mL
							Ethylene Dibromide	2000 ug/mL
							Hexachlorobutadiene	2000 ug/mL
							Hexane	2000 ug/mL
							Iodomethane	2000 ug/mL
							Isobutyl alcohol	50000 ug/mL
							Isopropylbenzene	2000 ug/mL
							m-Xylene & p-Xylene	2000 ug/mL
							Methyl acetate	10000 ug/mL
							Methyl tert-butyl ether	2000 ug/mL
							Methylcyclohexane	2000 ug/mL
							Methylene Chloride	2000 ug/mL
							n-Butylbenzene	2000 ug/mL
							n-Heptane	2000 ug/mL
							N-Propylbenzene	2000 ug/mL
							Naphthalene	2000 ug/mL
							o-Xylene	2000 ug/mL
							sec-Butylbenzene	2000 ug/mL
							Styrene	2000 ug/mL
							tert-Butylbenzene	2000 ug/mL
							Tetrachloroethene	2000 ug/mL
							Tetrahydrofuran	4000 ug/mL
							Toluene	2000 ug/mL

REAGENT TRACEABILITY SUMMARY

Lab Name: TestAmerica Burlington Job No.: 200-28023-1

SDG No.: 200-28023

Reagent ID	Exp Date	Prep Date	Dilutant Used	Reagent Final Volume	Parent Reagent		Analyte	Concentration
					Reagent ID	Volume Added		
							trans-1,2-Dichloroethene	2000 ug/mL
							trans-1,3-Dichloropropene	2000 ug/mL
							trans-1,4-Dichloro-2-butene	2000 ug/mL
							Trichloroethene	2000 ug/mL
.VMstd#2s_00001	02/28/16		Restek, Lot A093365		(Purchased Reagent)		2-Butanone (MEK)	10000 ug/mL
							2-Hexanone	10000 ug/mL
							4-Methyl-2-pentanone (MIBK)	10000 ug/mL
							Acetone	10000 ug/mL
.VMstd#6s_00020	07/31/15		Restek, Lot A0108225		(Purchased Reagent)		Vinyl acetate	5000 ug/mL
8260cal.Bcorp_00014	06/18/15	05/18/15	METHANOL, Lot 141430	4500 uL	VM8260std #1s_00001	198 uL	Xylenes, Total	176 ug/mL
.VM8260std #1s_00001	02/28/16		Restek, Lot A093581		(Purchased Reagent)		Xylenes, Total	4000 ug/mL
8260IScorp._00015	06/01/15	05/01/15	METHANOL, Lot 125253	10 mL	VM8260ISTDs_00007	2 mL	1,4-Dichlorobenzene-d4	50 ug/mL
							1,4-Dioxane-d8	1000 ug/mL
							2-Butanone-d5	250 ug/mL
							Chlorobenzene-d5	50 ug/mL
							Fluorobenzene	50 ug/mL
							TBA-d9 (IS)	1000 ug/mL
.VM8260ISTDs_00007	03/23/16		RESTEK, Lot A00104551		(Purchased Reagent)		1,4-Dichlorobenzene-d4	250 ug/mL
							1,4-Dioxane-d8	5000 ug/mL
							2-Butanone-d5	1250 ug/mL
							Chlorobenzene-d5	250 ug/mL
							Fluorobenzene	250 ug/mL
							TBA-d9 (IS)	5000 ug/mL
8260LCS.A_00020	05/31/15	05/18/15	METHANOL, Lot 141430	1500 uL	VMstd#3SECs_00024	52.8 uL	Bromomethane	88 ug/mL
							Chloroethane	88 ug/mL
							Chloromethane	88 ug/mL
							Dichlorodifluoromethane	88 ug/mL
							Trichlorofluoromethane	88 ug/mL
							Vinyl chloride	88 ug/mL
					VMstd#4SECs_00002	66 uL	2-Chloroethyl vinyl ether	88 ug/mL
.VMstd#3SECs_00024	06/01/15		Restek, Lot A0108226		(Purchased Reagent)		Bromomethane	2500 ug/mL
							Chloroethane	2500 ug/mL
							Chloromethane	2500 ug/mL
							Dichlorodifluoromethane	2500 ug/mL
							Trichlorofluoromethane	2500 ug/mL
							Vinyl chloride	2500 ug/mL
.VMstd#4SECs_00002	02/28/16		Restek, Lot A093471		(Purchased Reagent)		2-Chloroethyl vinyl ether	2000 ug/mL
8260LCS.Bcorp_00015	06/18/15	05/18/15	METHANOL, Lot 141430	4500 uL	VM8260SEC #1s_00004	198 uL	1,1,1,2-Tetrachloroethane	88 ug/mL
							1,1,1-Trichloroethane	88 ug/mL
							1,1,2,2-Tetrachloroethane	88 ug/mL
							1,1,2-Trichloro-1,2,2-trifluoroethane	88 ug/mL
							1,1,2-Trichloroethane	88 ug/mL
							1,1-Dichloroethane	88 ug/mL
							1,1-Dichloroethene	88 ug/mL
							1,1-Dichloropropene	88 ug/mL
							1,2,3-Trichlorobenzene	88 ug/mL

REAGENT TRACEABILITY SUMMARY

Lab Name: TestAmerica Burlington Job No.: 200-28023-1

SDG No.: 200-28023

Reagent ID	Exp Date	Prep Date	Dilutant Used	Reagent Final Volume	Parent Reagent		Analyte	Concentration
					Reagent ID	Volume Added		
							1,2,3-Trichloropropane	88 ug/mL
							1,2,4-Trichlorobenzene	88 ug/mL
							1,2,4-Trimethylbenzene	88 ug/mL
							1,2-Dibromo-3-Chloropropane	88 ug/mL
							1,2-Dichlorobenzene	88 ug/mL
							1,2-Dichloroethane	88 ug/mL
							1,2-Dichloropropane	88 ug/mL
							1,3,5-Trimethylbenzene	88 ug/mL
							1,3-Dichlorobenzene	88 ug/mL
							1,3-Dichloropropane	88 ug/mL
							1,4-Dichlorobenzene	88 ug/mL
							1,4-Dioxane	1760 ug/mL
							2,2-Dichloropropane	88 ug/mL
							2-Chlorotoluene	88 ug/mL
							4-Chlorotoluene	88 ug/mL
							4-Isopropyltoluene	88 ug/mL
							Benzene	88 ug/mL
							Bromobenzene	88 ug/mL
							Bromoform	88 ug/mL
							Carbon disulfide	88 ug/mL
							Carbon tetrachloride	88 ug/mL
							Chlorobenzene	88 ug/mL
							Chlorobromomethane	88 ug/mL
							Chlorodibromomethane	88 ug/mL
							Chloroform	88 ug/mL
							cis-1,2-Dichloroethene	88 ug/mL
							cis-1,3-Dichloropropene	88 ug/mL
							Cyclohexane	88 ug/mL
							Dibromomethane	88 ug/mL
							Dichlorobromomethane	88 ug/mL
							Ethylbenzene	88 ug/mL
							Ethylene Dibromide	88 ug/mL
							Hexachlorobutadiene	88 ug/mL
							Iodomethane	88 ug/mL
							Isobutyl alcohol	2200 ug/mL
							Isopropylbenzene	88 ug/mL
							m-Xylene & p-Xylene	88 ug/mL
							Methyl acetate	440 ug/mL
							Methyl tert-butyl ether	88 ug/mL
							Methylcyclohexane	88 ug/mL
							Methylene Chloride	88 ug/mL
							n-Butylbenzene	88 ug/mL
							N-Propylbenzene	88 ug/mL
							Naphthalene	88 ug/mL
							o-Xylene	88 ug/mL
							sec-Butylbenzene	88 ug/mL
							Styrene	88 ug/mL
							tert-Butylbenzene	88 ug/mL

Lab Name: TestAmerica Burlington Job No.: 200-28023-1

SDG No.: 200-28023

Reagent ID	Exp Date	Prep Date	Dilutant Used	Reagent Final Volume	Parent Reagent		Analyte	Concentration
					Reagent ID	Volume Added		
							Tetrachloroethene	88 ug/mL
							Tetrahydrofuran	176 ug/mL
							Toluene	88 ug/mL
							trans-1,2-Dichloroethene	88 ug/mL
							trans-1,3-Dichloropropene	88 ug/mL
							Trichloroethene	88 ug/mL
							Xylenes, Total	176 ug/mL
					VMstd#2SECs_00005	198 uL	2-Butanone (MEK)	440 ug/mL
							2-Hexanone	440 ug/mL
							4-Methyl-2-pentanone (MIBK)	440 ug/mL
							Acetone	440 ug/mL
					VMstd#6SECs_00023	158.4 uL	Vinyl acetate	176 ug/mL
.VM8260SEC #1s_00004	02/28/16		Restek, Lot A093733		(Purchased Reagent)		1,1,1,2-Tetrachloroethane	2000 ug/mL
							1,1,1-Trichloroethane	2000 ug/mL
							1,1,2,2-Tetrachloroethane	2000 ug/mL
							1,1,2-Trichloro-1,2,2-trifluoroethane	2000 ug/mL
							1,1,2-Trichloroethane	2000 ug/mL
							1,1-Dichloroethane	2000 ug/mL
							1,1-Dichloroethene	2000 ug/mL
							1,1-Dichloropropene	2000 ug/mL
							1,2,3-Trichlorobenzene	2000 ug/mL
							1,2,3-Trichloropropane	2000 ug/mL
							1,2,4-Trichlorobenzene	2000 ug/mL
							1,2,4-Trimethylbenzene	2000 ug/mL
							1,2-Dibromo-3-Chloropropane	2000 ug/mL
							1,2-Dichlorobenzene	2000 ug/mL
							1,2-Dichloroethane	2000 ug/mL
							1,2-Dichloropropane	2000 ug/mL
							1,3,5-Trimethylbenzene	2000 ug/mL
							1,3-Dichlorobenzene	2000 ug/mL
							1,3-Dichloropropane	2000 ug/mL
							1,4-Dichlorobenzene	2000 ug/mL
							1,4-Dioxane	40000 ug/mL
							2,2-Dichloropropane	2000 ug/mL
							2-Chlorotoluene	2000 ug/mL
							4-Chlorotoluene	2000 ug/mL
							4-Isopropyltoluene	2000 ug/mL
							Benzene	2000 ug/mL
							Bromobenzene	2000 ug/mL
							Bromoform	2000 ug/mL
							Carbon disulfide	2000 ug/mL
							Carbon tetrachloride	2000 ug/mL
							Chlorobenzene	2000 ug/mL
							Chlorobromomethane	2000 ug/mL
							Chlorodibromomethane	2000 ug/mL
							Chloroform	2000 ug/mL
							cis-1,2-Dichloroethene	2000 ug/mL

REAGENT TRACEABILITY SUMMARY

Lab Name: TestAmerica Burlington Job No.: 200-28023-1

SDG No.: 200-28023

Reagent ID	Exp Date	Prep Date	Dilutant Used	Reagent Final Volume	Parent Reagent		Analyte	Concentration
					Reagent ID	Volume Added		
							cis-1,3-Dichloropropene	2000 ug/mL
							Cyclohexane	2000 ug/mL
							Dibromomethane	2000 ug/mL
							Dichlorobromomethane	2000 ug/mL
							Ethylbenzene	2000 ug/mL
							Ethylene Dibromide	2000 ug/mL
							Hexachlorobutadiene	2000 ug/mL
							Iodomethane	2000 ug/mL
							Isobutyl alcohol	50000 ug/mL
							Isopropylbenzene	2000 ug/mL
							m-Xylene & p-Xylene	2000 ug/mL
							Methyl acetate	10000 ug/mL
							Methyl tert-butyl ether	2000 ug/mL
							Methylcyclohexane	2000 ug/mL
							Methylene Chloride	2000 ug/mL
							n-Butylbenzene	2000 ug/mL
							N-Propylbenzene	2000 ug/mL
							Naphthalene	2000 ug/mL
							o-Xylene	2000 ug/mL
							sec-Butylbenzene	2000 ug/mL
							Styrene	2000 ug/mL
							tert-Butylbenzene	2000 ug/mL
							Tetrachloroethene	2000 ug/mL
							Tetrahydrofuran	4000 ug/mL
							Toluene	2000 ug/mL
							trans-1,2-Dichloroethene	2000 ug/mL
							trans-1,3-Dichloropropene	2000 ug/mL
							Trichloroethene	2000 ug/mL
							Xylenes, Total	4000 ug/mL
.VMstd#2SECs_00005	03/16/16		Restek, Lot A0101295		(Purchased Reagent)		2-Butanone (MEK)	10000 ug/mL
							2-Hexanone	10000 ug/mL
							4-Methyl-2-pentanone (MIBK)	10000 ug/mL
							Acetone	10000 ug/mL
.VMstd#6SECs_00023	07/31/15		Restek, Lot A0108224		(Purchased Reagent)		Vinyl acetate	5000 ug/mL
8260SScorp_00013	06/01/15	05/01/15	METHANOL, Lot 125253	10 mL	VM8260SSTDs_00002	200 uL	1,2-Dichloroethane-d4 (Surr)	50 ug/mL
							4-Bromofluorobenzene	50 ug/mL
							Dibromofluoromethane (Surr)	50 ug/mL
							Toluene-d8 (Surr)	50 ug/mL
.VM8260SSTDs_00002	01/16/16		RESTEK, Lot A093505		(Purchased Reagent)		1,2-Dichloroethane-d4 (Surr)	2500 ug/mL
							4-Bromofluorobenzene	2500 ug/mL
							Dibromofluoromethane (Surr)	2500 ug/mL
							Toluene-d8 (Surr)	2500 ug/mL

RESTEK®
110 Benner Circle
Bellefonte, PA 16823-8812
Tel: (800)356-1688
Fax: (814)353-1309

www.restek.com

CERTIFIED REFERENCE MATERIAL

ACCREDITED
ISO Guide 34 Accredited
Reference Material Producer
Certificate #3222.01

ACCREDITED
ISO/IEC 17025 Accredited
Testing Laboratory
Certificate #3222.02

Certificate of Composition

FOR LABORATORY USE ONLY-READ SDS PRIOR TO USE.

This Reference Material is intended for Laboratory Use Only as a standard for the qualitative and/or quantitative determination of the analyte(s) listed.

Catalog No. : 569168 **Lot No.:** A0103120

Description : Burlington 8260/524 Standard

Burlington 8260/524 Standard 2,000-10,000 µg/ml, P&T Methanol, 1 ml/ampul

Container Size : 2 mL **Pkg Amt:** > 1 mL

Expiration Date : November 30, 2015 **Storage:** 0°C or colder

655562
ID: 8260customCAL_00001
Exp: 11/30/15 Prpd: MTP
RS#569168 8260 Custom Cal

655563
ID: 8260customCAL_00002
Exp: 11/30/15 Prpd: MTP
RS#569168 8260 Custom Cal

655564
ID: 8260customCAL_00003
Exp: 11/30/15 Prpd: MTP
RS#569168 8260 Custom Cal

CERTIFIED VALUES

Elution Order	Compound		Conc. (weight/volume)		Expanded Uncertainty (95% C.L.; K=2)			
	Diisopropyl ether (DIPE)		2,008.0	µg/mL	+/- 11.9269	µg/mL	Gravimetric	
	CAS # 108-20-3	(Lot SHBB6268V)			+/- 106.8892	µg/mL	Unstressed	
	Purity 99%				+/- 107.0070	µg/mL	Stressed	
2	Chloroprene (2-chloro-1,3-butadiene)		2,000.0	µg/mL	+/- 120.5806	µg/mL	Gravimetric	
	CAS # 126-99-8	(Lot 130611JLM)			+/- 160.4151	µg/mL	Unstressed	
	Purity 99%				+/- 160.4930	µg/mL	Stressed	
3	Ethyl-tert-butyl ether (ETBE)		2,000.0	µg/mL	+/- 11.8794	µg/mL	Gravimetric	
	CAS # 637-92-3	(Lot MKBP5984V)			+/- 106.4633	µg/mL	Unstressed	
	Purity 99%				+/- 106.5807	µg/mL	Stressed	
4	Propionitrile		10,072.0	µg/mL	+/- 59.1081	µg/mL	Gravimetric	
	CAS # 107-12-0	(Lot BCBK0700V)			+/- 536.0698	µg/mL	Unstressed	
	Purity 99%				+/- 536.6609	µg/mL	Stressed	
5	Methacrylonitrile		2,012.0	µg/mL	+/- 11.9507	µg/mL	Gravimetric	
	CAS # 126-98-7	(Lot 1012014)			+/- 107.1021	µg/mL	Unstressed	
	Purity 99%				+/- 107.2202	µg/mL	Stressed	
6	tert-Amyl methyl ether (TAME)		2,000.0	µg/mL	+/- 11.8794	µg/mL	Gravimetric	
	CAS # 994-05-8	(Lot OS1028/4V)			+/- 106.4633	µg/mL	Unstressed	
	Purity 99%				+/- 106.5807	µg/mL	Stressed	
7	Methyl methacrylate		2,010.0	µg/mL	+/- 11.9388	µg/mL	Gravimetric	
	CAS # 80-62-6	(Lot MKBK0839V)			+/- 106.9956	µg/mL	Unstressed	
	Purity 99%				+/- 107.1136	µg/mL	Stressed	

125 Market Street
New Haven, CT 06513
USA

AccuStandard® Inc.

Tel (203)786-5290
Fax (203)786-5287
www.AccuStandard.com

CERTIFICATE OF ANALYSIS

Catalog No: S-635-1S
Description: 1,2-Dichloro-1,1,2-Trifluoroethane Standard
Lot: 211011226
Solvent: Methanol
Hazards: **HIGHLY FLAMMABLE** - *Refer to SDS for safety info*



Danger 2

Date Certified: Jan 21, 2011
Expiration: Jan 21, 2021
Sample Size: 1 mL
Components: 1
Storage Condition: Freeze (<-10° C)

[X] Included on ISO/IEC 17025 Scope of Accreditation

[X] Included on ISO Guide 34 Scope of Accreditation

Component	CAS #	Purity %	Prepared Concentration[1] (µg/mL)	Certified Analyte Concentration[2] (µg/mL)
1,2-Dichloro-1,1,2-trifluoroethane	354-23-4	99.0	2016	1996

730564
ID: Freon 123A_00009
Exp: 01/21/21 Prpd: NEA
Freon 123A 2000 ug/ml

730563
ID: Freon 123A_00008
Exp: 01/21/21 Prpd: NEA
Freon 123A 2000 ug/ml

730562
ID: Freon 123A_00007
Exp: 01/21/21 Prpd: NEA
Freon 123A 2000 ug/ml

[1] All weights are traceable through NIST, Test No. 822/272103-05

[2] Certified Analyte Concentration = Purity x Prepared Concentration. The Uncertainty associated with the gravimetric values reported on this certificate is ±0.24%. The CRM Uncertainty calculated for this product is ±5%. These values are the expanded uncertainty and represent an estimated standard deviation equal to the positive square root of the total variation of the uncertainty of components. A normal distribution is assumed and a coverage factor of K=2 is chosen using approximately a 95% confidence level.

A product with a suffix (-1A, -2B, etc. or -01, -02, etc.) on its lot number has had its expiration date extended and is identical to the same lot number without the suffix.

Labels and certificates follow U.S. Conventions in reporting numerical values:
A comma (,) is used to separate units of one-thousand or greater.
A period (.) is used as a decimal place marker.

See reverse side for additional information

Certified By: Larry Decker, Organic QC Manager

For use in routine laboratory analysis.

AccuStandard is accredited to ISO Guide 34, ISO/IEC 17025 and certified to ISO 9001

OR-ORG-INO-001
Rev. 7/11

RESTEK®
110 Benner Circle
Bellefonte, PA 16823-8812
Tel: (800)356-1688
Fax: (814)353-1309

www.restek.com

CERTIFIED REFERENCE MATERIAL

Certificate of Analysis

ACCREDITED
ISO Guide 34 Accredited
Reference Material Producer
Certificate #3222.01

ilac-MRA

ACCREDITED
ISO/IEC 17025 Accredited
Testing Laboratory
Certificate #3222.02

FOR LABORATORY USE ONLY-READ SDS PRIOR TO USE.

This Reference Material is intended for Laboratory Use Only as a standard for the qualitative and/or quantitative determination of the analyte(s) listed.

Catalog No. : 568720 **Lot No.:** A0108734

Description : 8260 List 1/Std #5 Acrolein High

8260 List 1/Std #5 Acrolein High 19,750 µg/mL, Water, 1 mL/ampul

Container Size : 2 mL **Pkg Amt:** > 1 mL

Expiration Date : May 31, 2015 **Storage:** 10°C or colder

Handling: This product is photosensitive.

CERTIFIED VALUES

Elution Order	Compound		Grav. Conc. (weight/volume)	Expanded Uncertainty (95% C.L.; K=2)		
1	Acrolein		19,890.0 µg/mL	+/- 116.4603	µg/mL	Gravimetric
	CAS # 107-02-8	(Lot 150115JLM)		+/- 637.7359	µg/mL	Unstressed
	Purity 99%			+/- 741.2982	µg/mL	Stressed

Solvent: Water
CAS # 7732-18-5
Purity 99%

767133
ID: VM8260CALis_00076
Exp: 05/31/15 Prpd: MTP
RS568720 Acrolein 19,750

767134
ID: VM8260CALis_00077
Exp: 05/31/15 Prpd: MTP
RS568720 Acrolein 19,750

RESTEK®

110 Benner Circle
Bellefonte, PA 16823-8812
Tel: (800)356-1688
Fax: (814)353-1309

www.restek.com

CERTIFIED REFERENCE MATERIAL

ACCREDITED
ISO Guide 34 Accredited
Reference Material Producer
Certificate #3222.01

ACCREDITED
ISO/IEC 17025 Accredited
Testing Laboratory
Certificate #3222.02

Certificate of Analysis

FOR LABORATORY USE ONLY-READ SDS PRIOR TO USE.

This Reference Material is intended for Laboratory Use Only as a standard for the qualitative and/or quantitative determination of the analyte(s) listed.

Catalog No. : 568718 **Lot No.:** A0104551

Description : 8260 Internal Standard 2014

8260 Internal Standard 2014 250-5,000 ug/ml, P&T Methanol, 5 ml/ampul

Container Size : 5 mL **Pkg Amt:** > 5 mL

Expiration Date : July 31, 2019 **Storage:** 0°C or colder

624858

CERTIFIED VALUES

Elution Order	Compound		Grav. Conc. (weight/volume)	Expanded Uncertainty (95% C.L.; K=2)	
1	tert-Butyl-d9-alcohol **CAS #** 25725-11-5 **Purity** 99%	(Lot C158P9)	5,000.4 µg/mL	+/- 29.0728 µg/mL +/- 106.0454 µg/mL +/- 106.5159 µg/mL	Gravimetric Unstressed Stressed
2	2-Butanone-d5 **CAS #** 24313-50-6 **Purity** 99%	(Lot M276P12)	1,253.0 µg/mL	+/- 7.3019 µg/mL +/- 26.5775 µg/mL +/- 26.6954 µg/mL	Gravimetric Unstressed Stressed
3	Fluorobenzene **CAS #** 462-06-6 **Purity** 99%	(Lot 1380033)	251.2 µg/mL	+/- 1.4819 µg/mL +/- 5.3332 µg/mL +/- 5.3568 µg/mL	Gravimetric Unstressed Stressed
4	1,4-Dioxane-d8 **CAS #** 17647-74-4 **Purity** 99%	(Lot 11C-596)	5,000.6 µg/mL	+/- 29.0739 µg/mL +/- 106.0497 µg/mL +/- 106.5202 µg/mL	Gravimetric Unstressed Stressed
5	Chlorobenzene-d5 **CAS #** 3114-55-4 **Purity** 99%	(Lot PR-22736)	251.2 µg/mL	+/- 1.4819 µg/mL +/- 5.3332 µg/mL +/- 5.3568 µg/mL	Gravimetric Unstressed Stressed
6	1,4-Dichlorobenzene-d4 **CAS #** 3855-82-1 **Purity** 99%	(Lot PR-18488)	251.6 µg/mL	+/- 1.4842 µg/mL +/- 5.3417 µg/mL +/- 5.3653 µg/mL	Gravimetric Unstressed Stressed

733361
ID: VM8260ISTDs_00007
Exp: 07/30/19 Prpd: MTP
8260 ISTD 250/5000 UG/ML

733362
ID: VM8260ISTDs_00008
Exp: 07/30/19 Prpd: MTP
8260 ISTD 250/5000 UG/ML

733363
ID: VM8260ISTDs_00009
Exp: 07/30/19 Prpd: MTP
8260 ISTD 250/5000 UG/ML

RESTEK

110 Benner Circle
Bellefonte, PA 16823-8812
Tel: (800)356-1688
Fax: (814)353-1309

www.restek.com

Certificate of Analysis

ACCREDITED
ISO Guide 34 Accredited
Reference Material Producer
Certificate #3222.01

ilac-MRA

ACCREDITED
ISO/IEC 17025 Accredited
Testing Laboratory
Certificate #3232.02

FOR LABORATORY USE ONLY-READ MSDS PRIOR TO USE.

This Reference Material is intended for Laboratory Use Only as a standard for the qualitative and/or quantitative determination of the analyte(s) listed.

Catalog No. : 567641.sec **Lot No.:** A093733

Description : 8260 List 1 / Std #1 MegaMix

8260 List 1 / Std #1 MegaMix 1,000-50,000 µg/ml, P&T Methanol, 1 ml/ampul

Container Size : 2 mL **Pkg Amt:** > 1 mL

Expiration Date : February 2016 **Storage:** 0°C or colder

545078
ID: VM8260SEC #1s_00001
Exp: 02/28/16 Prpd: MTP
8260 list #1/std #1 2nd 1

545079
ID: VM8260SEC #1s_00002
Exp: 02/28/16 Prpd: MTP
8260 list #1/std #1 2nd 1

545080
ID: VM8260SEC #1s_00003
Exp: 02/28/16 Prpd: MTP
8260 list #1/std #1 2nd 1

F

545081
ID: VM8260SEC #1s_00004
Exp: 02/28/16 Prpd: MTP
8260 list #1/std #1 2nd 1

E S

Elution Order	Compound	Grav. Conc. (weight/volume)	Expanded Uncertainty (95% C.L.; K=2)		
1	Diethyl ether (ethyl ether)	2,000.0 µg/mL	+/- 11.6282	µg/mL	Gravimetric
	CAS # 60-29-7.SEC		+/- 44.2531	µg/mL	Unstressed
	Purity 99%		+/- 44.4335	µg/mL	Stressed
2	1,1,2-Trichlorotrifluoroethane (CFC-113)	2,000.0 µg/mL	+/- 11.6282	µg/mL	Gravimetric
	CAS # 76-13-1.SEC		+/- 44.2531	µg/mL	Unstressed
	Purity 99%		+/- 44.4335	µg/mL	Stressed
3	1,1-Dichloroethene	2,000.0 µg/mL	+/- 11.6282	µg/mL	Gravimetric
	CAS # 75-35-4.SEC		+/- 44.2531	µg/mL	Unstressed
	Purity 99%		+/- 44.4335	µg/mL	Stressed
4	tert-Butanol (TBA)	20,000.0 µg/mL	+/- 116.2756	µg/mL	Gravimetric
	CAS # 75-65-0.SEC		+/- 442.5291	µg/mL	Unstressed
	Purity 99%		+/- 444.3332	µg/mL	Stressed
5	Iodomethane (methyl iodide)	2,000.0 µg/mL	+/- 11.6284	µg/mL	Gravimetric
	CAS # 74-88-4.SEC		+/- 44.2540	µg/mL	Unstressed
	Purity 97%		+/- 44.4344	µg/mL	Stressed
6	Allyl chloride (3-chloropropene)	2,000.0 µg/mL	+/- 11.6281	µg/mL	Gravimetric
	CAS # 107-05-1.SEC		+/- 44.2527	µg/mL	Unstressed
	Purity 98%		+/- 44.4331	µg/mL	Stressed
7	Methyl acetate	10,000.0 µg/mL	+/- 58.1378	µg/mL	Gravimetric
	CAS # 79-20-9.SEC		+/- 221.2646	µg/mL	Unstressed
	Purity 99%		+/- 222.1666	µg/mL	Stressed
8	Carbon disulfide	2,000.0 µg/mL	+/- 11.6281	µg/mL	Gravimetric
	CAS # 75-15-0.SEC		+/- 44.2527	µg/mL	Unstressed
	Purity 98%		+/- 44.4331	µg/mL	Stressed
9	Methylene chloride (dichloromethane)	2,000.0 µg/mL	+/- 11.6282	µg/mL	Gravimetric
	CAS # 75-09-2.SEC		+/- 44.2531	µg/mL	Unstressed
	Purity 99%		+/- 44.4335	µg/mL	Stressed

29	Methylcyclohexane	2,000.0	µg/mL	+/-	11.6282	µg/mL	Gravimetric
	CAS # 108-87-2.SEC			+/-	44.2531	µg/mL	Unstressed
	Purity 99%			+/-	44.4335	µg/mL	Stressed
30	1,2-Dichloropropane	2,000.0	µg/mL	+/-	11.6282	µg/mL	Gravimetric
	CAS # 78-87-5.SEC			+/-	44.2531	µg/mL	Unstressed
	Purity 99%			+/-	44.4335	µg/mL	Stressed
31	1,4-Dioxane	40,000.0	µg/mL	+/-	232.5513	µg/mL	Gravimetric
	CAS # 123-91-1.SEC			+/-	885.0582	µg/mL	Unstressed
	Purity 99%			+/-	888.6665	µg/mL	Stressed
32	Dibromomethane	2,000.0	µg/mL	+/-	11.6282	µg/mL	Gravimetric
	CAS # 74-95-3.SEC			+/-	44.2531	µg/mL	Unstressed
	Purity 99%			+/-	44.4335	µg/mL	Stressed
33	Bromodichloromethane	2,000.1	µg/mL	+/-	11.6290	µg/mL	Gravimetric
	CAS # 75-27-4.SEC			+/-	44.2562	µg/mL	Unstressed
	Purity 97%			+/-	44.4366	µg/mL	Stressed
34	cis-1,3-Dichloropropene	2,000.0	µg/mL	+/-	11.6282	µg/mL	Gravimetric
	CAS # 10061-01-5.SEC			+/-	44.2531	µg/mL	Unstressed
	Purity 99%			+/-	44.4335	µg/mL	Stressed
35	Toluene	2,000.0	µg/mL	+/-	11.6282	µg/mL	Gravimetric
	CAS # 108-88-3.SEC			+/-	44.2531	µg/mL	Unstressed
	Purity 99%			+/-	44.4335	µg/mL	Stressed
36	Ethyl methacrylate	2,000.0	µg/mL	+/-	11.6282	µg/mL	Gravimetric
	CAS # 97-63-2.SEC			+/-	44.2531	µg/mL	Unstressed
	Purity 99%			+/-	44.4335	µg/mL	Stressed
37	trans-1,3-Dichloropropene	2,000.0	µg/mL	+/-	11.6281	µg/mL	Gravimetric
	CAS # 10061-02-6.SEC			+/-	44.2527	µg/mL	Unstressed
	Purity 98%			+/-	44.4331	µg/mL	Stressed
38	1,1,2-Trichloroethane	2,000.0	µg/mL	+/-	11.6282	µg/mL	Gravimetric
	CAS # 79-00-5.SEC			+/-	44.2531	µg/mL	Unstressed
	Purity 99%			+/-	44.4335	µg/mL	Stressed
39	1,3-Dichloropropane	2,000.0	µg/mL	+/-	11.6282	µg/mL	Gravimetric
	CAS # 142-28-9.SEC			+/-	44.2531	µg/mL	Unstressed
	Purity 99%			+/-	44.4335	µg/mL	Stressed
40	Tetrachloroethene	2,000.0	µg/mL	+/-	11.6282	µg/mL	Gravimetric
	CAS # 127-18-4.SEC			+/-	44.2531	µg/mL	Unstressed
	Purity 99%			+/-	44.4335	µg/mL	Stressed
41	Dibromochloromethane	2,000.1	µg/mL	+/-	11.6290	µg/mL	Gravimetric
	CAS # 124-48-1.SEC			+/-	44.2562	µg/mL	Unstressed
	Purity 97%			+/-	44.4366	µg/mL	Stressed
42	1,2-Dibromoethane (EDB)	2,000.0	µg/mL	+/-	11.6282	µg/mL	Gravimetric
	CAS # 106-93-4.SEC			+/-	44.2531	µg/mL	Unstressed
	Purity 99%			+/-	44.4335	µg/mL	Stressed
43	Chlorobenzene	2,000.0	µg/mL	+/-	11.6282	µg/mL	Gravimetric
	CAS # 108-90-7.SEC			+/-	44.2531	µg/mL	Unstressed
	Purity 99%			+/-	44.4335	µg/mL	Stressed
44	1,1,1,2-Tetrachloroethane	2,000.0	µg/mL	+/-	11.6282	µg/mL	Gravimetric
	CAS # 630-20-6.SEC			+/-	44.2531	µg/mL	Unstressed
	Purity 99%			+/-	44.4335	µg/mL	Stressed
45	m-Xylene	1,000.0	µg/mL	+/-	5.8141	µg/mL	Gravimetric
	CAS # 108-38-3.SEC			+/-	22.1265	µg/mL	Unstressed
	Purity 99%			+/-	22.2167	µg/mL	Stressed
46	p-Xylene	1,000.0	µg/mL	+/-	5.8141	µg/mL	Gravimetric
	CAS # 106-42-3.SEC			+/-	22.1265	µg/mL	Unstressed
	Purity 99%			+/-	22.2167	µg/mL	Stressed
47	o-Xylene	2,000.0	µg/mL	+/-	11.6282	µg/mL	Gravimetric
	CAS # 95-47-6.SEC			+/-	44.2531	µg/mL	Unstressed
	Purity 99%			+/-	44.4335	µg/mL	Stressed

67	1,2-Dichlorobenzene	2,000.0	µg/mL	+/-	11.6282	µg/mL	Gravimetric
	CAS # 95-50-1.SEC			+/-	44.2531	µg/mL	Unstressed
	Purity 99%			+/-	44.4335	µg/mL	Stressed
68	1,2-Dibromo-3-chloropropane	2,000.0	µg/mL	+/-	11.6284	µg/mL	Gravimetric
	CAS # 96-12-8.SEC			+/-	44.2540	µg/mL	Unstressed
	Purity 97%			+/-	44.4344	µg/mL	Stressed
69	1,2,4-Trichlorobenzene	2,000.0	µg/mL	+/-	11.6282	µg/mL	Gravimetric
	CAS # 120-82-1.SEC			+/-	44.2531	µg/mL	Unstressed
	Purity 99%			+/-	44.4335	µg/mL	Stressed
70	Hexachlorobutadiene	2,000.0	µg/mL	+/-	11.6284	µg/mL	Gravimetric
	CAS # 87-68-3.SEC			+/-	44.2540	µg/mL	Unstressed
	Purity 97%			+/-	44.4344	µg/mL	Stressed
71	Naphthalene	2,000.0	µg/mL	+/-	11.6282	µg/mL	Gravimetric
	CAS # 91-20-3.SEC			+/-	44.2531	µg/mL	Unstressed
	Purity 99%			+/-	44.4335	µg/mL	Stressed
72	1,2,3-Trichlorobenzene	2,000.0	µg/mL	+/-	11.6282	µg/mL	Gravimetric
	CAS # 87-61-6.SEC			+/-	44.2531	µg/mL	Unstressed
	Purity 99%			+/-	44.4335	µg/mL	Stressed

Solvent: P&T Methanol
CAS # 67-56-1
Purity 99%

Column:
60m x .25mm x 1.4um
Rtx-502.2 (cat.#10916)

Carrier Gas:
helium-constant pressure 30 psi

Temp. Program:
40°C (hold 6 min.) to 240°C
@ 6°C/min. (hold 10 min.)

Inj. Temp:
200°C

Det. Temp:
250°C

Det. Type:
MSD

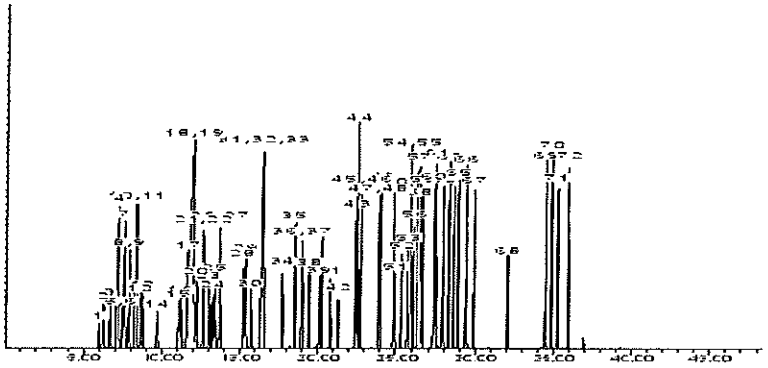

Jennifer L. Pollino - QC Analyst

Date Passed: 01-Mar-2013 **Balance:** 1127510105

Manufactured under Restek's ISO 9001:2008 Registered Quality System Certificate #FM 80397

RESTEK

110 Benner Circle
Bellefonte, PA 16823-8812
Tel: (800)356-1688
Fax: (814)353-1309

www.restek.com

ACCREDITED
ISO Guide 34 Accredited
Reference Material Producer
Certificate #3222.01

ilac-MRA

ACCREDITED
ISO/IEC 17025 Accredited
Testing Laboratory
Certificate #3272.01

Certificate of Analysis

FOR LABORATORY USE ONLY-READ MSDS PRIOR TO USE.

This Reference Material is intended for Laboratory Use Only as a standard for the qualitative and/or quantitative determination of the analyte(s) listed.

Catalog No. : 567650 **Lot No.:** A093505

Description : 8260 Surrogate Standard

8260 Surrogate Standard 2,500 ug/ml, P&T Methanol, 5 ml/ampul

Container Size : 5 mL **Pkg Amt:** > 5 mL

Expiration Date : February 2018 **Storage:** 0°C or colder

CERTIFIED VALUES

Elution Order	Compound	Grav. Conc. (weight/volume)	Expanded Uncertainty (95% C.L.; K=2)	
1	Dibromofluoromethane	2,500.0 µg/mL	+/- 14.5352 µg/mL	Gravimetric
	CAS # 1868-53-7		+/- 30.1344 µg/mL	Unstressed
	Purity 99%		+/- 34.0022 µg/mL	Stressed
2	1,2-Dichloroethane-d4	2,500.0 µg/mL	+/- 14.5352 µg/mL	Gravimetric
	CAS # 17060-07-0		+/- 30.1344 µg/mL	Unstressed
	Purity 99%		+/- 34.0022 µg/mL	Stressed
3	Toluene-d8	2,500.0 µg/mL	+/- 14.5352 µg/mL	Gravimetric
	CAS # 2037-26-5		+/- 30.1344 µg/mL	Unstressed
	Purity 99%		+/- 34.0022 µg/mL	Stressed
4	1-Bromo-4-fluorobenzene (BFB)	2,500.0 µg/mL	+/- 14.5352 µg/mL	Gravimetric
	CAS # 460-00-4		+/- 30.1344 µg/mL	Unstressed
	Purity 99%		+/- 34.0022 µg/mL	Stressed

Solvent: P&T Methanol
CAS # 67-56-1
Purity 99%

544873
ID: VM8260SSTDs_00001
Exp: 02/28/18 Prpd:
8260 SSTD 2500 UG/ML

544874
ID: VM8260SSTDs_00002
Exp: 02/28/18 Prpd: MTP
8260 SSTD 2500 UG/ML

110 Benner Circle
Bellefonte, PA 16823-8812
Tel: (800)356-1688
Fax: (814)353-1309

www.restek.com

ACCREDITED
ISO Guide 34 Accredited
Reference Material Producer
Certificate #3222.01

ACCREDITED
ISO/IEC 17025 Accredited
Testing Laboratory
Certificate #3222.03

Certificate of Analysis

FOR LABORATORY USE ONLY-READ MSDS PRIOR TO USE.

This Reference Material is intended for Laboratory Use Only as a standard for the qualitative and/or quantitative determination of the analyte(s) listed.

atalog No. : 567641 **Lot No.:** A093581

escription : 8260 List 1 / Std #1 MegaMix

8260 List 1 / Std #1 MegaMix 1000-50,000 µg/ml, P&T Methanol, 1 ml/ampul

ntainer Size : 2 mL **Pkg Amt:** > 1 mL

piration Date : February 2016 **Storage:** 0°C or colder

545072
ID: VM8260std #1s_00001
Exp: 02/28/16 Prpd: MTP
8260 list #1/std #1 1000-

545073
ID: VM8260std #1s_00002
Exp: 02/28/16 Prpd: MTP
8260 list #1/std #1 1000-

[redacted]
8260 list #1/std #1 1000-

R [redacted] L U E S

Elution Order	Compound	Gravimetric Concentration (weight/volume)	Expanded Uncertainty (95% C.L.; K=2)	
	Diethyl ether (ethyl ether) **CAS #** 60-29-7 **Purity** 99%	2,000.0 µg/mL	+/- 11.6282 µg/mL +/- 44.2531 µg/mL +/- 44.4335 µg/mL	Gravimetric Unstressed Stressed
	1,1,2-Trichlorotrifluoroethane (CFC-113) **CAS #** 76-13-1 **Purity** 97%	1,999.9 µg/mL	+/- 11.6279 µg/mL +/- 44.2519 µg/mL +/- 44.4323 µg/mL	Gravimetric Unstressed Stressed
	1,1-dichloroethene **CAS #** 75-35-4 **Purity** 98%	2,000.0 µg/mL	+/- 11.6281 µg/mL +/- 44.2527 µg/mL +/- 44.4331 µg/mL	Gravimetric Unstressed Stressed
	tert-Butanol (TBA) **CAS #** 75-65-0 **Purity** 99%	20,000.0 µg/mL	+/- 116.2756 µg/mL +/- 442.5291 µg/mL +/- 444.3332 µg/mL	Gravimetric Unstressed Stressed
	Iodomethane (methyl iodide) **CAS #** 74-88-4 **Purity** 99%	2,000.0 µg/mL	+/- 11.6282 µg/mL +/- 44.2531 µg/mL +/- 44.4335 µg/mL	Gravimetric Unstressed Stressed
	Allyl chloride (3-chloropropene) **CAS #** 107-05-1 **Purity** 98%	2,000.0 µg/mL	+/- 11.6281 µg/mL +/- 44.2527 µg/mL +/- 44.4331 µg/mL	Gravimetric Unstressed Stressed
	Methyl acetate **CAS #** 79-20-9 **Purity** 99%	10,000.0 µg/mL	+/- 58.1378 µg/mL +/- 221.2646 µg/mL +/- 222.1666 µg/mL	Gravimetric Unstressed Stressed
	Carbon disulfide **CAS #** 75-15-0 **Purity** 98%	2,000.0 µg/mL	+/- 11.6281 µg/mL +/- 44.2527 µg/mL +/- 44.4331 µg/mL	Gravimetric Unstressed Stressed
	Methylene chloride (dichloromethane) **CAS #** 75-09-2 **Purity** 99%	2,000.0 µg/mL	+/- 11.6282 µg/mL +/- 44.2531 µg/mL +/- 44.4335 µg/mL	Gravimetric Unstressed Stressed

29	Methylcyclohexane	2,000.0	µg/mL	+/-	11.6282	µg/mL	Gravimetric
	CAS # 108-87-2			+/-	44.2531	µg/mL	Unstressed
	Purity 99%			+/-	44.4335	µg/mL	Stressed
30	1,2-Dichloropropane	2,000.0	µg/mL	+/-	11.6282	µg/mL	Gravimetric
	CAS # 78-87-5			+/-	44.2531	µg/mL	Unstressed
	Purity 99%			+/-	44.4335	µg/mL	Stressed
31	1,4-Dioxane	40,000.0	µg/mL	+/-	232.5513	µg/mL	Gravimetric
	CAS # 123-91-1			+/-	885.0582	µg/mL	Unstressed
	Purity 99%			+/-	888.6665	µg/mL	Stressed
32	Dibromomethane	2,000.0	µg/mL	+/-	11.6282	µg/mL	Gravimetric
	CAS # 74-95-3			+/-	44.2531	µg/mL	Unstressed
	Purity 99%			+/-	44.4335	µg/mL	Stressed
33	bromodichloromethane	2,000.0	µg/mL	+/-	11.6284	µg/mL	Gravimetric
	CAS # 75-27-4			+/-	44.2540	µg/mL	Unstressed
	Purity 97%			+/-	44.4344	µg/mL	Stressed
34	cis-1,3-Dichloropropene	2,000.0	µg/mL	+/-	11.6282	µg/mL	Gravimetric
	CAS # 10061-01-5			+/-	44.2531	µg/mL	Unstressed
	Purity 99%			+/-	44.4335	µg/mL	Stressed
35	Toluene	2,000.0	µg/mL	+/-	11.6282	µg/mL	Gravimetric
	CAS # 108-88-3			+/-	44.2531	µg/mL	Unstressed
	Purity 99%			+/-	44.4335	µg/mL	Stressed
36	Ethyl methacrylate	2,000.0	µg/mL	+/-	11.6282	µg/mL	Gravimetric
	CAS # 97-63-2			+/-	44.2531	µg/mL	Unstressed
	Purity 99%			+/-	44.4335	µg/mL	Stressed
37	trans-1,3-Dichloropropene	2,000.0	µg/mL	+/-	11.6284	µg/mL	Gravimetric
	CAS # 10061-02-6			+/-	44.2540	µg/mL	Unstressed
	Purity 97%			+/-	44.4344	µg/mL	Stressed
38	1,1,2-Trichloroethane	2,000.0	µg/mL	+/-	11.6282	µg/mL	Gravimetric
	CAS # 79-00-5			+/-	44.2531	µg/mL	Unstressed
	Purity 99%			+/-	44.4335	µg/mL	Stressed
39	1,3-Dichloropropane	2,000.0	µg/mL	+/-	11.6282	µg/mL	Gravimetric
	CAS # 142-28-9			+/-	44.2531	µg/mL	Unstressed
	Purity 99%			+/-	44.4335	µg/mL	Stressed
40	Tetrachloroethene	2,000.0	µg/mL	+/-	11.6282	µg/mL	Gravimetric
	CAS # 127-18-4			+/-	44.2531	µg/mL	Unstressed
	Purity 99%			+/-	44.4335	µg/mL	Stressed
41	dibromochloromethane	2,000.0	µg/mL	+/-	11.6281	µg/mL	Gravimetric
	CAS # 124-48-1			+/-	44.2527	µg/mL	Unstressed
	Purity 98%			+/-	44.4331	µg/mL	Stressed
42	1,2-Dibromoethane (EDB)	2,000.0	µg/mL	+/-	11.6282	µg/mL	Gravimetric
	CAS # 106-93-4			+/-	44.2531	µg/mL	Unstressed
	Purity 99%			+/-	44.4335	µg/mL	Stressed
43	Chlorobenzene	2,000.0	µg/mL	+/-	11.6282	µg/mL	Gravimetric
	CAS # 108-90-7			+/-	44.2531	µg/mL	Unstressed
	Purity 99%			+/-	44.4335	µg/mL	Stressed
44	1,1,1,2-Tetrachloroethane	2,000.0	µg/mL	+/-	11.6282	µg/mL	Gravimetric
	CAS # 630-20-6			+/-	44.2531	µg/mL	Unstressed
	Purity 99%			+/-	44.4335	µg/mL	Stressed
45	m-Xylene	1,000.0	µg/mL	+/-	5.8141	µg/mL	Gravimetric
	CAS # 108-38-3			+/-	22.1265	µg/mL	Unstressed
	Purity 99%			+/-	22.2167	µg/mL	Stressed
46	p-Xylene	1,000.0	µg/mL	+/-	5.8141	µg/mL	Gravimetric
	CAS # 106-42-3			+/-	22.1265	µg/mL	Unstressed
	Purity 99%			+/-	22.2167	µg/mL	Stressed
47	o-Xylene	2,000.0	µg/mL	+/-	11.6282	µg/mL	Gravimetric
	CAS # 95-47-6			+/-	44.2531	µg/mL	Unstressed
	Purity 99%			+/-	44.4335	µg/mL	Stressed

67	1,2-Dichlorobenzene	2,000.0	µg/mL	+/-	11.6282	µg/mL	Gravimetric
	CAS # 95-50-1			+/-	44.2531	µg/mL	Unstressed
	Purity 99%			+/-	44.4335	µg/mL	Stressed
68	1,2-Dibromo-3-chloropropane	2,000.0	µg/mL	+/-	11.6282	µg/mL	Gravimetric
	CAS # 96-12-8			+/-	44.2531	µg/mL	Unstressed
	Purity 99%			+/-	44.4335	µg/mL	Stressed
69	1,2,4-Trichlorobenzene	2,000.0	µg/mL	+/-	11.6282	µg/mL	Gravimetric
	CAS # 120-82-1			+/-	44.2531	µg/mL	Unstressed
	Purity 99%			+/-	44.4335	µg/mL	Stressed
70	Hexachlorobutadiene	2,000.0	µg/mL	+/-	11.6284	µg/mL	Gravimetric
	CAS # 87-68-3			+/-	44.2540	µg/mL	Unstressed
	Purity 97%			+/-	44.4344	µg/mL	Stressed
71	Naphthalene	2,000.0	µg/mL	+/-	11.6282	µg/mL	Gravimetric
	CAS # 91-20-3			+/-	44.2531	µg/mL	Unstressed
	Purity 99%			+/-	44.4335	µg/mL	Stressed
72	1,2,3-Trichlorobenzene	2,000.0	µg/mL	+/-	11.6282	µg/mL	Gravimetric
	CAS # 87-61-6			+/-	44.2531	µg/mL	Unstressed
	Purity 99%			+/-	44.4335	µg/mL	Stressed

Solvent: P&T Methanol
CAS # 67-56-1
Purity 99%

Column:
60m x .25mm x 1.4um
Rtx-502.2 (cat.#10916)

Carrier Gas:
helium-constant pressure 30 psi

Temp. Program:
40°C (hold 6 min.) to 240°C
@ 6°C/min. (hold 10 min.)

Inj. Temp:
200°C

Det. Temp:
250°C

Det. Type:
MSD

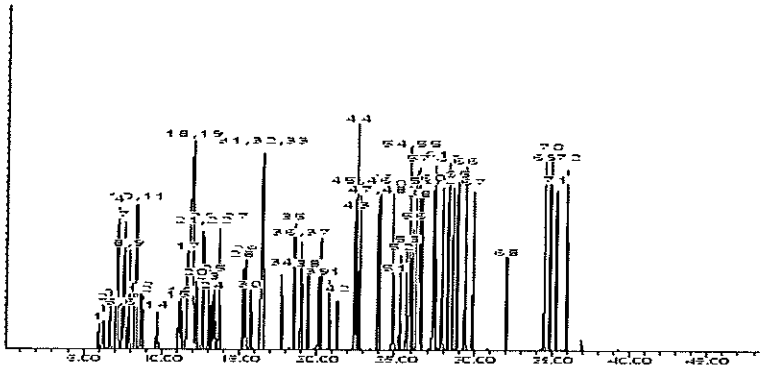

Jennifer L. Pollino - QC Analyst

Date Passed: 01-Mar-2013 **Balance:** B251644995

Manufactured under Restek's ISO 9001:2008
Registered Quality System
Certificate #FM 80397

RESTEK

110 Benner Circle
Bellefonte, PA 16823-8812
Tel: (800)356-1688
Fax: (814)353-1309

www.restek.com

ACCREDITED
ISO Guide 34 Accredited
Reference Material Producer
Certificate #3222.01

ilac-MRA

ACCREDITED
ISO/IEC 17025 Accredited
Testing Laboratory
Certificate #3222.02

Certificate of Analysis

FOR LABORATORY USE ONLY-READ MSDS PRIOR TO USE.

This Reference Material is intended for Laboratory Use Only as a standard for the qualitative and/or quantitative determination of the analyte(s) listed.

Catalog No. : 567642 **Lot No.:** A093365

Description : 8260 List 1 / Std #2 Ketones

8260 List 1 / Std #2 Ketones 10,000 ug/ml, P&T Methanol/Water (90:10), 1 ml/ampul

Container Size : 2 mL **Pkg Amt:** > 1 mL

Expiration Date : February 2016 **Storage:** 0°C or colder

CERTIFIED VALUES

Elution Order	Compound	Grav. Conc. (weight/volume)	Expanded Uncertainty (95% C.L.; K=2)		
1	Acetone	10,000.0 µg/mL	+/- 58.1378	µg/mL	Gravimetric
	CAS # 67-64-1		+/- 798.6896	µg/mL	Unstressed
	Purity 99%		+/- 799.0807	µg/mL	Stressed
2	2-Butanone (MEK)	10,000.0 µg/mL	+/- 58.1378	µg/mL	Gravimetric
	CAS # 78-93-3		+/- 798.6896	µg/mL	Unstressed
	Purity 99%		+/- 799.0807	µg/mL	Stressed
3	4-Methyl-2-pentanone (MIBK)	10,000.0 µg/mL	+/- 58.1378	µg/mL	Gravimetric
	CAS # 108-10-1		+/- 798.6896	µg/mL	Unstressed
	Purity 99%		+/- 799.0807	µg/mL	Stressed
4	2-Hexanone	10,000.0 µg/mL	+/- 58.1378	µg/mL	Gravimetric
	CAS # 591-78-6		+/- 798.6896	µg/mL	Unstressed
	Purity 99%		+/- 799.0807	µg/mL	Stressed

Solvent: P&T Methanol/Water (90:10)
CAS # 67-56-1/7732-18-5
Purity 99%









RESTEK® CERTIFIED REFERENCE MATERIAL

110 Benner Circle
Bellefonte, PA 16823-8812
Tel: (800)356-1688
Fax: (814)353-1309

www.restek.com

Certificate of Analysis

ACCREDITED
ISO Guide 34 Accredited
Reference Material Producer
Certificate #3222.01

ilac-MRA

ACCREDITED
ISO/IEC 17025 Accredited
Testing Laboratory
Certificate #3222.02

FOR LABORATORY USE ONLY-READ SDS PRIOR TO USE.

This Reference Material is intended for Laboratory Use Only as a standard for the qualitative and/or quantitative determination of the analyte(s) listed.

Catalog No. : 567642.SEC **Lot No.:** A0101295

Description : 8260 List 1 / Std #2 Ketones

8260/624 Ketones Standard 10,000 ug/ml, P&T Methanol/Water (90:10), 1 ml/ampul

Container Size : 2 mL **Pkg Amt:** > 1 mL

Expiration Date : February 28, 2017 **Storage:** 0°C or colder

CERTIFIED VALUES

Elution Order	Compound	Grav. Conc. (weight/volume)	Expanded Uncertainty (95% C.L.; K=2)	
1	Acetone	10,015.2 µg/mL	+/- 58.6412 µg/mL	Gravimetric
	CAS # 67-64-1.SEC (Lot 0902033)		+/- 533.0320 µg/mL	Unstressed
	Purity 99%		+/- 533.6197 µg/mL	Stressed
2	2-Butanone (MEK)	10,010.0 µg/mL	+/- 58.6108 µg/mL	Gravimetric
	CAS # 78-93-3.SEC (Lot VEGGI)		+/- 532.7553 µg/mL	Unstressed
	Purity 99%		+/- 533.3427 µg/mL	Stressed
3	4-Methyl-2-pentanone (MIBK)	10,012.4 µg/mL	+/- 58.6248 µg/mL	Gravimetric
	CAS # 108-10-1.SEC (Lot E29T040)		+/- 532.8830 µg/mL	Unstressed
	Purity 99%		+/- 533.4706 µg/mL	Stressed
4	2-Hexanone	10,016.4 µg/mL	+/- 58.6482 µg/mL	Gravimetric
	CAS # 591-78-6.SEC (Lot ZSVCD-FF)		+/- 533.0959 µg/mL	Unstressed
	Purity 99%		+/- 533.6837 µg/mL	Stressed

Solvent: P&T Methanol/Water (90:10)
CAS # 67-56-1/7732-18-5
Purity 99%

689221
ID: VMstd#2SECs_00005
Exp: 02/28/17 Prpd: MTP
Ketones 2nd Source 10,000

689222
ID: VMstd#2SECs_00006
Exp: 02/28/17 Prpd: MTP
Ketones 2nd Source 10,000

689223
ID: VMstd#2SECs_00007
Exp: 02/28/17 Prpd: MTP
Ketones 2nd Source 10,000

RESTEK®
110 Benner Circle
Bellefonte, PA 16823-8812
Tel: (800)356-1688
Fax: (814)353-1309

www.restek.com

CERTIFIED REFERENCE MATERIAL

ACCREDITED
ISO Guide 34 Accredited
Reference Material Producer
Certificate #3222.01

Certificate of Analysis

ilac-MRA

ACCREDITED
ISO/IEC 17025 Accredited
Testing Laboratory
Certificate #3222.02

FOR LABORATORY USE ONLY-READ SDS PRIOR TO USE.

This Reference Material is intended for Laboratory Use Only as a standard for the qualitative and/or quantitative determination of the analyte(s) listed.

Catalog No. : 569722 **Lot No.:** A0108198

Description : 8260 List 1 / Std #3 Gases (2015)

8260 List 1 / Std #3 Gases (2015) 2,500 ug/ml, P&T Methanol, 1 ml/ampul

Container Size : 2 mL **Pkg Amt:** > 1 mL

Expiration Date : January 31, 2018 **Storage:** 0°C or colder

768816
ID: VMstd#3s_00021
Exp: 01/31/18 Prpd: JSW
Gases 2500 ug/ml

768817
ID: VMstd#3s_00022
Exp: 01/31/18 Prpd: JSW
Gases 2500 ug/ml

768819
ID: VMstd#3s_00023
Exp: 01/31/18 Prpd: JSW
Gases 2500 ug/ml

768820
ID: VMstd#3s_00024
Exp: 01/31/18 Prpd: JSW
Gases 2500 ug/ml

D

768822
ID: VMstd#3s_00025
Exp: 01/31/18 Prpd: JSW
Gases 2500 ug/ml

Elution Order	Compound		Grav. Conc. (weight/volume)		Expanded Uncertainty (95% C.L.; K=2)		
1	Dichlorodifluoromethane (CFC-12)		2,504.8 µg/mL		+/- 21.9788	µg/mL	Gravimetric
	CAS # 75-71-8	(Lot Q167-08)			+/- 32.6918	µg/mL	Unstressed
	Purity 99%				+/- 36.4326	µg/mL	Stressed
2	Chloromethane (methyl chloride)		2,509.8 µg/mL		+/- 19.6377	µg/mL	Gravimetric
	CAS # 74-87-3	(Lot SHBC8470V)			+/- 31.2039	µg/mL	Unstressed
	Purity 99%				+/- 35.1185	µg/mL	Stressed
3	Vinyl chloride		2,515.3 µg/mL		+/- 22.1368	µg/mL	Gravimetric
	CAS # 75-01-4	(Lot 17542)			+/- 32.8734	µg/mL	Unstressed
	Purity 99%				+/- 36.6254	µg/mL	Stressed
4	1,3-Butadiene		2,498.0 µg/mL		+/- 23.6713	µg/mL	Gravimetric
	CAS # 106-99-0	(Lot SHBD5808V)			+/- 33.8065	µg/mL	Unstressed
	Purity 99%				+/- 37.4176	µg/mL	Stressed
5	Bromomethane (methyl bromide)		2,503.7 µg/mL		+/- 30.8470	µg/mL	Gravimetric
	CAS # 74-83-9	(Lot 101604)			+/- 39.2011	µg/mL	Unstressed
	Purity 99%				+/- 42.3685	µg/mL	Stressed
6	Chloroethane (ethyl chloride)		2,507.7 µg/mL		+/- 21.9404	µg/mL	Gravimetric
	CAS # 75-00-3	(Lot SHBD1717V)			+/- 32.6873	µg/mL	Unstressed
	Purity 99%				+/- 36.4370	µg/mL	Stressed
7	Dichlorofluoromethane (CFC-21)		2,500.7 µg/mL		+/- 26.0039	µg/mL	Gravimetric
	CAS # 75-43-4	(Lot Q9B-58)			+/- 35.4965	µg/mL	Unstressed
	Purity 99%				+/- 38.9583	µg/mL	Stressed

RESTEK®
110 Benner Circle
Bellefonte, PA 16823-8812
Tel: (800)356-1688
Fax: (814)353-1309

www.restek.com

CERTIFIED REFERENCE MATERIAL

Certificate of Analysis

ACCREDITED
ISO Guide 34 Accredited
Reference Material Producer
Certificate #3222.01

ACCREDITED
ISO/IEC 17025 Accredited
Testing Laboratory
Certificate #3222.01

FOR LABORATORY USE ONLY-READ SDS PRIOR TO USE.

This Reference Material is intended for Laboratory Use Only as a standard for the qualitative and/or quantitative determination of the analyte(s) listed.

Catalog No. : 569722.sec **Lot No.:** A0108226

Description : 8260 List 1 / Std #3 Gases (2015)

8260 List 1 / Std #3 Gases (2015) 2,500 ug/ml, P&T Methanol, 1 ml/ampul

Container Size : 2 mL **Pkg Amt:** > 1 mL

Expiration Date : January 31, 2018 **Storage:** 0°C or colder

768823
ID: VMstd#3SECs_00023
Exp: 01/31/18 Prpd: JSW
Gases 2nd Source 2500 ug/

768824
ID: VMstd#3SECs_00024
Exp: 01/31/18 Prpd: JSW
Gases 2nd Source 2500 ug/

768825
ID: VMstd#3SECs_00025
Exp: 01/31/18 Prpd: JSW
Gases 2nd Source 2500 ug/

768826
ID: VMstd#3SECs_00026
Exp: 01/31/18 Prpd: JSW
Gases 2nd Source 2500 ug/

768827
ID: VMstd#3SECs_00027
Exp: 01/31/18 Prpd: JSW
Gases 2nd Source 2500 ug/

Elution Order	Compound	Grav. Conc. (weight/volume)	Expanded Uncertainty (95% C.L.; K=2)		
1	Dichlorodifluoromethane (CFC-12) **CAS #** 75-71-8.SEC (Lot 19630) **Purity** 99%	2,494.8 µg/mL	+/- 23.5521 +/- 33.7009 +/- 37.3133	µg/mL µg/mL µg/mL	Gravimetric Unstressed Stressed
2	Chloromethane (methyl chloride) **CAS #** 74-87-3.SEC (Lot 18343) **Purity** 99%	2,505.6 µg/mL	+/- 26.4745 +/- 35.8743 +/- 39.3156	µg/mL µg/mL µg/mL	Gravimetric Unstressed Stressed
3	Vinyl chloride **CAS #** 75-01-4.SEC (Lot MKBK6872V) **Purity** 99%	2,499.8 µg/mL	+/- 25.3054 +/- 34.9816 +/- 38.4872	µg/mL µg/mL µg/mL	Gravimetric Unstressed Stressed
4	1,3-Butadiene **CAS #** 106-99-0.SEC (Lot 18349) **Purity** 99%	2,505.4 µg/mL	+/- 23.1450 +/- 33.4914 +/- 37.1536	µg/mL µg/mL µg/mL	Gravimetric Unstressed Stressed
5	Bromomethane (methyl bromide) **CAS #** 74-83-9.SEC (Lot Q119-46) **Purity** 99%	2,495.4 µg/mL	+/- 25.3762 +/- 35.0038 +/- 38.4957	µg/mL µg/mL µg/mL	Gravimetric Unstressed Stressed
6	Chloroethane (ethyl chloride) **CAS #** 75-00-3.SEC (Lot Q18B-13) **Purity** 99%	2,499.5 µg/mL	+/- 21.8687 +/- 32.5806 +/- 36.3180	µg/mL µg/mL µg/mL	Gravimetric Unstressed Stressed
7	Dichlorofluoromethane (CFC-21) **CAS #** 75-43-4.SEC (Lot SHBC0858V) **Purity** 99%	2,511.0 µg/mL	+/- 21.9690 +/- 32.7299 +/- 36.4846	µg/mL µg/mL µg/mL	Gravimetric Unstressed Stressed

RESTEK

110 Benner Circle
Bellefonte, PA 16823-8812
Tel: (800)356-1688
Fax: (814)353-1309

www.restek.com

ACCREDITED
ISO Guide 34 Accredited
Reference Material Producer
Certificate #3222.01

ilac-MRA

ACCREDITED
ISO/IEC 17025 Accredited
Testing Laboratory
Certificate #3222.02

Certificate of Analysis

FOR LABORATORY USE ONLY-READ MSDS PRIOR TO USE.

This Reference Material is intended for Laboratory Use Only as a standard for the qualitative and/or quantitative determination of the analyte(s) listed.

Catalog No. : ✓567643 **Lot No.:** A093368

Description : 8260 List 1 / Std #4 2-Chloroethylvinyl Ether

8260 List 1 / Std #4 2-Chloroethylvinyl Ether 2,000 ug/ml, P&T Methanol, 1 ml/ampul

Container Size : 2 mL **Pkg Amt:** > 1 mL

Expiration Date : February 2016 **Storage:** 0°C or colder

CERTIFIED VALUES

Elution Order	Compound	Grav. Conc. (weight/volume)	Expanded Uncertainty (95% C.L.; K=2)		
1	2-Chloroethyl vinyl ether	2,000.0 µg/mL	+/- 11.6282	µg/mL	Gravimetric
	CAS # 110-75-8		+/- 44.2531	µg/mL	Unstressed
	Purity 99%		+/- 44.4335	µg/mL	Stressed

Solvent: P&T Methanol
CAS # 67-56-1
Purity 99%

Tech Tips:

Degradation of tetrachloroethylene to pentachloroethane may occur if solutions containing 2-chloroethyl vinyl ether are combined with solutions that contain tetrachloroethylene.

Degradation of tetrachloroethylene to pentachloroethane may occur if solutions containing 2-chloroethyl vinyl ether are combined with solutions that contain tetrachloroethylene.

545344
ID: VMstd#4s_00001
Exp: 02/28/16 Prpd: MTP
2-CEVE 2000ug/ml

545345
ID: VMstd#4s_00002
Exp: 02/28/16 Prpd: MTP
2-CEVE 2000ug/ml

RESTEK

110 Benner Circle
Bellefonte, PA 16823-8812
Tel: (800)356-1688
Fax: (814)353-1309

www.restek.com

ACCREDITED
ISO Guide 34 Accredited
Reference Material Producer
Certificate #3222.01

ilac-MRA

ACCREDITED
ISO/IEC 17025 Accredited
Testing Laboratory
Certificate #3222.02

Certificate of Analysis

FOR LABORATORY USE ONLY-READ MSDS PRIOR TO USE.

This Reference Material is intended for Laboratory Use Only as a standard for the qualitative and/or quantitative determination of the analyte(s) listed.

Catalog No. : 567643.sec **Lot No.:** A093471

Description : 8260 List 1 / Std #4 2-Chloroethylvinyl Ether

8260 List 1 / Std #4 2-Chloroethylvinyl Ether 2,000 ug/ml, P&T Methanol, 1 ml/ampul

Container Size : 2 mL **Pkg Amt:** > 1 mL

Expiration Date : February 2016 **Storage:** 0°C or colder

CERTIFIED VALUES

Elution Order	Compound	Grav. Conc. (weight/volume)	Expanded Uncertainty (95% C.L.; K=2)		
1	2-Chloroethyl vinyl ether	2,000.0 µg/mL	+/- 11.6550	µg/mL	Gravimetric
	CAS # 110-75-8.SEC		+/- 44.2601	µg/mL	Unstressed
	Purity 99%		+/- 44.4405	µg/mL	Stressed

Solvent: P&T Methanol
CAS # 67-56-1
Purity 99%

Tech Tips:

Degradation of tetrachloroethylene to pentachloroethane may occur if solutions containing 2-chloroethyl vinyl ether are combined with solutions that contain tetrachloroethylene.

Degradation of tetrachloroethylene to pentachloroethane may occur if solutions containing 2-chloroethyl vinyl ether are combined with solutions that contain tetrachloroethylene.

545360
ID: VMstd#4SECs_00001
Exp: 02/28/16 Prpd: MTP
2-CEVE 2nd Source 2000ug/

545361
ID: VMstd#4SECs_00002
Exp: 02/28/16 Prpd: MTP
2-CEVE 2nd Source 2000ug/

545362
ID: VMstd#4SECs_00003
Exp: 02/28/16 Prpd: MTP
2-CEVE 2nd Source 2000ug/

545363
ID: VMstd#4SECs_00004
Exp: 02/28/16 Prpd: MTP
2-CEVE 2nd Source 2000ug/

RESTEK
110 Benner Circle
Bellefonte, PA 16823-8812
Tel: (800)356-1688
Fax: (814)353-1309

www.restek.com

CERTIFIED REFERENCE MATERIAL

Certificate of Analysis

ACCREDITED
ISO Guide 34 Accredited
Reference Material Producer
Certificate #3222.01

ilac-MRA

ACCREDITED
ISO/IEC 17025 Accredited
Testing Laboratory
Certificate #3222.02

FOR LABORATORY USE ONLY-READ SDS PRIOR TO USE.

This Reference Material is intended for Laboratory Use Only as a standard for the qualitative and/or quantitative determination of the analyte(s) listed.

Catalog No. : 569724 **Lot No.:** A0108225

Description : 8260 List 1 / Std #6 Vinyl Acetate (2015)

8260 List 1 / Std #6 Vinyl Acetate (2015) 5000 ug/ml, P&T Methanol, 1 ml/ampul

Container Size : 2 mL **Pkg Amt:** > 1 mL

Expiration Date : July 31, 2015 **Storage:** 0°C or colder

CERTIFIED VALUES

Elution Order	Compound		Grav. Conc. (weight/volume)	Expanded Uncertainty (95% C.L.; K=2)		
1	Vinyl acetate		5,000.0 µg/mL	+/- 29.3428	µg/mL	Gravimetric
	CAS # 108-05-4	(Lot STBC8935V)		+/- 266.1189	µg/mL	Unstressed
	Purity 99%			+/- 266.4123	µg/mL	Stressed

Solvent: P&T Methanol
CAS # 67-56-1
Purity 99%

758717
ID: VMstd#6s_00020
Exp: 07/31/15 Prpd: MTP
Vinyl acetate 4000ug/ml

758718
ID: VMstd#6s_00021
Exp: 07/31/15 Prpd: MTP
Vinyl acetate 4000ug/ml

Tech Tips:

Vinyl acetate is a volatile organic ester included in the target lists of several US EPA and other methods. Under acidic conditions, esters react with alcohols to form new esters (transesterification). Methanol-based mixes containing halogenated compounds are slightly acidic, so it is important to minimize exposure of vinyl acetate to mixes of halogenated compounds in methanol. For this reason, we offer vinyl acetate in individual solution, and suggest that it be introduced into the working level calibration solution immediately before use. This will minimize problems and ensure more consistent results.

RESTEK®
110 Benner Circle
Bellefonte, PA 16823-8812
Tel: (800)356-1688
Fax: (814)353-1309

www.restek.com

CERTIFIED REFERENCE MATERIAL

Certificate of Analysis

ACCREDITED
ISO Guide 34 Accredited
Reference Material Producer
Certificate #3222.01

ACCREDITED
ISO/IEC 17025 Accredited
Testing Laboratory
Certificate #3222.02

FOR LABORATORY USE ONLY-READ SDS PRIOR TO USE.

This Reference Material is intended for Laboratory Use Only as a standard for the qualitative and/or quantitative determination of the analyte(s) listed.

Catalog No. : 569724.sec **Lot No.:** A0108224

Description : 8260 List 1 / Std #6 Vinyl Acetate (2015)

8260 List 1 / Std #6 Vinyl Acetate (2015) 5000 ug/ml, P&T Methanol, 1 ml/ampul

Container Size : 2 mL **Pkg Amt:** > 1 mL

Expiration Date : July 31, 2015 **Storage:** 0°C or colder

CERTIFIED VALUES

Elution Order	Compound	Grav. Conc. (weight/volume)	Expanded Uncertainty (95% C.L.; K=2)	
1	Vinyl acetate	5,003.0 µg/mL	+/- 29.3604 µg/mL	Gravimetric
	CAS # 108-05-4.SEC (Lot F3Z5C)		+/- 266.2785 µg/mL	Unstressed
	Purity 99%		+/- 266.5721 µg/mL	Stressed

Solvent: P&T Methanol
CAS # 67-56-1
Purity 99%

760498
ID: VMstd#6SECs_00023
Exp: 07/31/15 Prpd: NEA
Vinyl acetate 2nd source

760499
ID: VMstd#6SECs_00024
Exp: 07/31/15 Prpd: NEA
Vinyl acetate 2nd source

Tech Tips:

Vinyl acetate is a volatile organic ester included in the target lists of several US EPA and other methods. Under acidic conditions, esters react with alcohols to form new esters (transesterification). Methanol-based mixes containing halogenated compounds are slightly acidic, so it is important to minimize exposure of vinyl acetate to mixes of halogenated compounds in methanol. For this reason, we offer vinyl acetate in individual solution, and suggest that it be introduced into the working level calibration solution immediately before use. This will minimize problems and ensure more consistent results.

Certification Summary

Client: H2H Associates LLC
Project/Site: AOC 3

TestAmerica Job ID: 200-28023-1
SDG: 200-28023

Laboratory	Authority	Program	EPA Region	Certification ID
TestAmerica Burlington	Connecticut	State Program	1	PH-0751
TestAmerica Burlington	DE Haz. Subst. Cleanup Act (HSC	State Program	3	NA
TestAmerica Burlington	Florida	NELAP	4	E87467
TestAmerica Burlington	L-A-B	DoD ELAP		L2336
TestAmerica Burlington	Maine	State Program	1	VT00008
TestAmerica Burlington	Minnesota	NELAP	5	050-999-436
TestAmerica Burlington	New Hampshire	NELAP	1	2006
TestAmerica Burlington	New Jersey	NELAP	2	VT972
TestAmerica Burlington	New York	NELAP	2	10391
TestAmerica Burlington	Pennsylvania	NELAP	3	68-00489
TestAmerica Burlington	Rhode Island	State Program	1	LAO00298
TestAmerica Burlington	US Fish & Wildlife	Federal		LE-058448-0
TestAmerica Burlington	USDA	Federal		P330-11-00093
TestAmerica Burlington	Vermont	State Program	1	VT-4000
TestAmerica Burlington	Virginia	NELAP	3	460209

Accreditation may not be offered or required for all methods and analytes reported in this package. Please contact your project manager for the laboratory's current list of certified methods and analytes.

8260C

Volatile Organic Compounds by GC/MS

FORM II
GC/MS VOA SURROGATE RECOVERY

Lab Name: TestAmerica Burlington Job No.: 200-28023-1

SDG No.: 200-28023

Matrix: Water Level: Low

GC Column (1): DB-624 ID: 0.53(mm)

Client Sample ID	Lab Sample ID	DBFM #	DCA #	TOL #	BFB #
IRRIGATION #2	200-28023-1	105	102	101	104
IRRIGATION #3	200-28023-2	107	105	104	106
IRRIGATION #4	200-28023-3	109	106	106	109
IRRIGATION #5	200-28023-4	108	106	104	107
MW-10	200-28023-5	110	105	107	108
DUP-1-5-18-15	200-28023-6	110	107	104	107
TRIP BLANK	200-28023-7	110	106	106	108
IRRIGATION #1	200-28023-8	109	107	106	107
EQUIPMENT BLANK	200-28023-9	109	105	105	106
	MB 200-88791/5	109	106	106	106
	LCS 200-88791/3	110	106	107	104
IRRIGATION #4 MS	200-28023-3 MS	111	105	105	105
IRRIGATION #4 MSD	200-28023-3 MSD	109	104	105	105

	QC LIMITS
DBFM = Dibromofluoromethane (Surr)	50-150
DCA = 1,2-Dichloroethane-d4 (Surr)	80-120
TOL = Toluene-d8 (Surr)	80-120
BFB = 4-Bromofluorobenzene	80-125

Column to be used to flag recovery values

FORM II 8260C

FORM III
GC/MS VOA LAB CONTROL SAMPLE RECOVERY

Lab Name: TestAmerica Burlington Job No.: 200-28023-1

SDG No.: 200-28023

Matrix: Water Level: Low Lab File ID: 13776_03.D

Lab ID: LCS 200-88791/3 Client ID:

COMPOUND	SPIKE ADDED (ug/L)	LCS CONCENTRATION (ug/L)	LCS % REC	QC LIMITS REC	#
Dichlorodifluoromethane	24.8	27.6	111	35-125	
Chloromethane	24.8	23.7	96	65-120	
Vinyl chloride	24.8	26.4	107	80-130	
Bromomethane	24.8	18.6	75	60-120	
Chloroethane	24.8	24.7	100	80-130	
Trichlorofluoromethane	24.8	26.6	107	75-120	
1,1-Dichloroethene	24.8	26.7	107	80-120	
1,1,2-Trichloro-1,2,2-trifluoroethane	24.8	26.3	106	70-120	
Acetone	124	91.0	73	15-200	
Iodomethane	24.8	26.2	106	45-150	
Carbon disulfide	24.8	27.1	109	80-120	
Methyl acetate	124	119	96	70-120	
Methylene Chloride	24.8	25.5	103	80-120	
trans-1,2-Dichloroethene	24.8	27.5	111	80-125	
Methyl tert-butyl ether	24.8	28.3	114	80-120	
1,1-Dichloroethane	24.8	27.2	110	80-120	
Vinyl acetate	49.6	117	237	80-200	Q
2,2-Dichloropropane	24.8	25.4	102	80-120	
cis-1,2-Dichloroethene	24.8	27.2	110	80-125	
2-Butanone (MEK)	124	109	88	60-170	
Chlorobromomethane	24.8	27.6	111	80-130	
Tetrahydrofuran	49.6	62.2	125	80-120	Q
Chloroform	24.8	27.1	109	75-120	
1,1,1-Trichloroethane	24.8	27.2	110	75-120	
Cyclohexane	24.8	26.4	106	80-120	
1,1-Dichloropropene	24.8	28.9	116	80-125	
Carbon tetrachloride	24.8	31.1	125	75-120	Q
Isobutyl alcohol	620	875	141	80-130	Q
Benzene	24.8	27.1	109	80-125	
1,2-Dichloroethane	24.8	27.5	111	70-120	
Trichloroethene	24.8	26.7	108	75-120	
Methylcyclohexane	24.8	27.1	109	80-120	
1,2-Dichloropropane	24.8	27.0	109	80-125	
Dibromomethane	24.8	27.5	111	75-120	
1,4-Dioxane	496	516	104	75-140	
Dichlorobromomethane	24.8	27.3	110	80-120	
2-Chloroethyl vinyl ether	24.8	28.8	116	80-125	
cis-1,3-Dichloropropene	24.8	28.8	116	80-125	
4-Methyl-2-pentanone (MIBK)	124	124	100	80-125	
Toluene	24.8	26.6	107	80-120	
trans-1,3-Dichloropropene	24.8	30.6	123	80-120	Q

Column to be used to flag recovery and RPD values

FORM III 8260C

FORM III
GC/MS VOA LAB CONTROL SAMPLE RECOVERY

Lab Name: TestAmerica Burlington Job No.: 200-28023-1

SDG No.: 200-28023

Matrix: Water Level: Low Lab File ID: 13776_03.D

Lab ID: LCS 200-88791/3 Client ID:

COMPOUND	SPIKE ADDED (ug/L)	LCS CONCENTRATION (ug/L)	LCS % REC	QC LIMITS REC	#
1,1,2-Trichloroethane	24.8	27.4	110	80-125	
Tetrachloroethene	24.8	26.9	108	80-120	
1,3-Dichloropropane	24.8	26.9	108	80-125	
2-Hexanone	124	103	83	75-150	
Chlorodibromomethane	24.8	29.3	118	80-125	
Ethylene Dibromide	24.8	28.5	115	80-120	
Chlorobenzene	24.8	26.7	108	80-120	
1,1,1,2-Tetrachloroethane	24.8	27.2	110	80-120	
Ethylbenzene	24.8	26.6	107	80-125	
m-Xylene & p-Xylene	24.8	27.4	111	80-125	
o-Xylene	24.8	26.9	109	80-120	
Styrene	24.8	26.2	106	80-120	
Bromoform	24.8	30.0	121	80-120	Q
Isopropylbenzene	24.8	26.5	107	80-120	
Bromobenzene	24.8	26.1	105	80-125	
1,1,2,2-Tetrachloroethane	24.8	29.1	117	80-125	
1,2,3-Trichloropropane	24.8	29.6	119	80-120	
N-Propylbenzene	24.8	26.8	108	80-120	
2-Chlorotoluene	24.8	26.3	106	80-125	
4-Chlorotoluene	24.8	26.1	105	80-125	
1,3,5-Trimethylbenzene	24.8	26.4	106	80-120	
tert-Butylbenzene	24.8	26.1	105	75-120	
1,2,4-Trimethylbenzene	24.8	26.3	106	80-120	
sec-Butylbenzene	24.8	27.0	109	80-120	
4-Isopropyltoluene	24.8	26.4	106	75-120	
1,3-Dichlorobenzene	24.8	26.3	106	80-125	
1,4-Dichlorobenzene	24.8	26.8	108	80-125	
1,2-Dichlorobenzene	24.8	26.6	107	80-125	
n-Butylbenzene	24.8	26.4	106	80-120	
1,2-Dibromo-3-Chloropropane	24.8	30.6	123	70-120	Q
1,2,4-Trichlorobenzene	24.8	28.3	114	80-120	
Hexachlorobutadiene	24.8	28.0	113	75-120	
Naphthalene	24.8	31.5	127	80-130	
1,2,3-Trichlorobenzene	24.8	29.2	118	80-120	

Column to be used to flag recovery and RPD values

FORM III 8260C

FORM III
GC/MS VOA MATRIX SPIKE RECOVERY

Lab Name: TestAmerica Burlington Job No.: 200-28023-1

SDG No.: 200-28023

Matrix: Water Level: Low Lab File ID: 13776_19.D

Lab ID: 200-28023-3 MS Client ID: IRRIGATION #4 MS

COMPOUND	SPIKE ADDED (ug/L)	SAMPLE CONCENTRATION (ug/L)	MS CONCENTRATION (ug/L)	MS % REC	QC LIMITS REC	#
Dichlorodifluoromethane	24.8	0.40 U	26.4	106	35-125	
Chloromethane	24.8	0.40 U	23.4	94	65-120	
Vinyl chloride	24.8	0.40 U	25.4	102	80-130	
Bromomethane	24.8	0.40 U	16.2	65	60-120	
Chloroethane	24.8	0.40 U	24.1	97	80-130	
Trichlorofluoromethane	24.8	0.40 U	25.9	104	75-120	
1,1-Dichloroethene	24.8	0.40 U	26.2	106	80-120	
1,1,2-Trichloro-1,2,2-trifluoroethane	24.8	0.40 U	25.6	103	70-120	
Acetone	124	1.9 U	54.8	44	15-200	
Iodomethane	24.8	0.40 U	17.2	69	45-150	
Carbon disulfide	24.8	0.40 U	26.1	105	80-120	
Methyl acetate	124	1.9 U	115	93	70-120	
Methylene Chloride	24.8	0.40 U	25.5	103	80-120	
trans-1,2-Dichloroethene	24.8	0.40 U	27.1	109	80-125	
Methyl tert-butyl ether	24.8	0.40 U	28.4	114	80-120	
1,1-Dichloroethane	24.8	0.40 U	27.1	109	80-120	
Vinyl acetate	49.6	0.80 U	113	228	80-200	J
2,2-Dichloropropane	24.8	0.80 U	21.1	85	80-120	
cis-1,2-Dichloroethene	24.8	0.40 U	26.8	108	80-125	
2-Butanone (MEK)	124	1.9 U	89.5	72	60-170	
Chlorobromomethane	24.8	0.40 U	27.5	111	80-130	
Tetrahydrofuran	49.6	1.6 U	64.7	130	80-120	J
Chloroform	24.8	0.40 U	27.1	109	75-120	
1,1,1-Trichloroethane	24.8	0.40 U	26.7	108	75-120	
Cyclohexane	24.8	0.40 U	25.8	104	80-120	
1,1-Dichloropropene	24.8	0.40 U	28.3	114	80-125	
Carbon tetrachloride	24.8	0.40 U	31.0	125	75-120	J
Isobutyl alcohol	620	9.7 U	909	146	80-130	J
Benzene	24.8	0.40 U	26.9	108	80-125	
1,2-Dichloroethane	24.8	0.40 U	27.4	110	70-120	
Trichloroethene	24.8	0.40 U	26.7	108	75-120	
Methylcyclohexane	24.8	0.40 U	26.2	106	80-120	
1,2-Dichloropropane	24.8	0.40 U	26.8	108	80-125	
Dibromomethane	24.8	0.40 U	27.4	110	75-120	
1,4-Dioxane	496	16 U	544	110	75-140	
Dichlorobromomethane	24.8	0.40 U	27.3	110	80-120	
2-Chloroethyl vinyl ether	24.8	0.40 U	0.40 U	0	80-125	J
cis-1,3-Dichloropropene	24.8	0.40 U	28.0	113	80-125	
4-Methyl-2-pentanone (MIBK)	124	1.9 U	127	103	80-125	
Toluene	24.8	0.40 U	26.0	105	80-120	
trans-1,3-Dichloropropene	24.8	0.40 U	29.5	119	80-120	

Column to be used to flag recovery and RPD values

FORM III 8260C

FORM III
GC/MS VOA MATRIX SPIKE RECOVERY

Lab Name: TestAmerica Burlington Job No.: 200-28023-1

SDG No.: 200-28023

Matrix: Water Level: Low Lab File ID: 13776_19.D

Lab ID: 200-28023-3 MS Client ID: IRRIGATION #4 MS

COMPOUND	SPIKE ADDED (ug/L)	SAMPLE CONCENTRATION (ug/L)	MS CONCENTRATION (ug/L)	MS % REC	QC LIMITS REC	#
1,1,2-Trichloroethane	24.8	0.40 U	27.0	109	80-125	
Tetrachloroethene	24.8	0.40 U	26.1	105	80-120	
1,3-Dichloropropane	24.8	0.40 U	26.5	107	80-125	
2-Hexanone	124	1.9 U	93.8	76	75-150	
Chlorodibromomethane	24.8	0.40 U	28.8	116	80-125	
Ethylene Dibromide	24.8	0.40 U	27.8	112	80-120	
Chlorobenzene	24.8	0.40 U	26.4	106	80-120	
1,1,1,2-Tetrachloroethane	24.8	0.40 U	26.8	108	80-120	
Ethylbenzene	24.8	0.40 U	26.0	105	80-125	
m-Xylene & p-Xylene	24.8	0.40 U	26.6	107	80-125	
o-Xylene	24.8	0.40 U	26.5	107	80-120	
Styrene	24.8	0.40 U	25.0	101	80-120	
Bromoform	24.8	0.40 U	29.4	118	80-120	
Isopropylbenzene	24.8	0.40 U	26.2	106	80-120	
Bromobenzene	24.8	0.40 U	26.0	105	80-125	
1,1,2,2-Tetrachloroethane	24.8	0.40 U	29.1	117	80-125	
1,2,3-Trichloropropane	24.8	0.40 U	29.1	117	80-120	
N-Propylbenzene	24.8	0.40 U	26.2	106	80-120	
2-Chlorotoluene	24.8	0.40 U	26.2	105	80-125	
4-Chlorotoluene	24.8	0.40 U	26.6	107	80-125	
1,3,5-Trimethylbenzene	24.8	0.40 U	26.3	106	80-120	
tert-Butylbenzene	24.8	0.40 U	26.1	105	75-120	
1,2,4-Trimethylbenzene	24.8	0.40 U	26.1	105	80-120	
sec-Butylbenzene	24.8	0.40 U	26.6	107	80-120	
4-Isopropyltoluene	24.8	0.40 U	26.0	105	75-120	
1,3-Dichlorobenzene	24.8	0.40 U	26.5	107	80-125	
1,4-Dichlorobenzene	24.8	0.40 U	26.4	106	80-125	
1,2-Dichlorobenzene	24.8	0.40 U	26.5	107	80-125	
n-Butylbenzene	24.8	0.40 U	25.9	104	80-120	
1,2-Dibromo-3-Chloropropane	24.8	0.40 U	30.7	124	70-120	J
1,2,4-Trichlorobenzene	24.8	0.40 U	27.5	111	80-120	
Hexachlorobutadiene	24.8	0.40 U	25.8	104	75-120	
Naphthalene	24.8	0.40 U	31.1	125	80-130	
1,2,3-Trichlorobenzene	24.8	0.40 U	28.3	114	80-120	

Column to be used to flag recovery and RPD values

FORM III 8260C

FORM III
GC/MS VOA MATRIX SPIKE DUPLICATE RECOVERY

Lab Name: TestAmerica Burlington Job No.: 200-28023-1

SDG No.: 200-28023

Matrix: Water Level: Low Lab File ID: 13776_20.D

Lab ID: 200-28023-3 MSD Client ID: IRRIGATION #4 MSD

COMPOUND	SPIKE ADDED (ug/L)	MSD CONCENTRATION (ug/L)	MSD % REC	% RPD	QC LIMITS RPD	QC LIMITS REC	#
Dichlorodifluoromethane	24.8	26.1	105	1	30	35-125	
Chloromethane	24.8	23.9	96	2	30	65-120	
Vinyl chloride	24.8	25.5	103	1	30	80-130	
Bromomethane	24.8	18.1	73	11	30	60-120	
Chloroethane	24.8	23.7	96	2	30	80-130	
Trichlorofluoromethane	24.8	25.6	103	1	30	75-120	
1,1-Dichloroethene	24.8	26.2	106	0	30	80-120	
1,1,2-Trichloro-1,2,2-trifluoroethane	24.8	25.5	103	0	30	70-120	
Acetone	124	55.7	45	2	30	15-200	
Iodomethane	24.8	19.9	80	15	30	45-150	
Carbon disulfide	24.8	26.1	105	0	30	80-120	
Methyl acetate	124	114	92	1	30	70-120	
Methylene Chloride	24.8	25.1	101	2	30	80-120	
trans-1,2-Dichloroethene	24.8	27.1	109	0	30	80-125	
Methyl tert-butyl ether	24.8	28.1	113	1	30	80-120	
1,1-Dichloroethane	24.8	26.9	108	1	30	80-120	
Vinyl acetate	49.6	116	233	2	30	80-200	J
2,2-Dichloropropane	24.8	20.6	83	3	30	80-120	
cis-1,2-Dichloroethene	24.8	26.8	108	0	30	80-125	
2-Butanone (MEK)	124	90.1	73	1	30	60-170	
Chlorobromomethane	24.8	27.3	110	1	30	80-130	
Tetrahydrofuran	49.6	63.8	129	1	30	80-120	J
Chloroform	24.8	26.8	108	1	30	75-120	
1,1,1-Trichloroethane	24.8	26.7	108	0	30	75-120	
Cyclohexane	24.8	26.0	105	1	30	80-120	
1,1-Dichloropropene	24.8	28.5	115	1	30	80-125	
Carbon tetrachloride	24.8	30.6	123	1	30	75-120	J
Isobutyl alcohol	620	893	144	2	30	80-130	J
Benzene	24.8	27.0	109	0	30	80-125	
1,2-Dichloroethane	24.8	27.4	110	0	30	70-120	
Trichloroethene	24.8	26.9	108	1	30	75-120	
Methylcyclohexane	24.8	26.5	107	1	30	80-120	
1,2-Dichloropropane	24.8	26.9	109	0	30	80-125	
Dibromomethane	24.8	27.3	110	0	30	75-120	
1,4-Dioxane	496	512	103	6	30	75-140	
Dichlorobromomethane	24.8	27.1	109	1	30	80-120	
2-Chloroethyl vinyl ether	24.8	0.40 U	0	NC	30	80-125	J
cis-1,3-Dichloropropene	24.8	27.8	112	1	30	80-125	
4-Methyl-2-pentanone (MIBK)	124	127	103	0	30	80-125	
Toluene	24.8	26.4	106	2	30	80-120	
trans-1,3-Dichloropropene	24.8	29.3	118	1	30	80-120	

Column to be used to flag recovery and RPD values

FORM III 8260C

FORM III
GC/MS VOA MATRIX SPIKE DUPLICATE RECOVERY

Lab Name: TestAmerica Burlington Job No.: 200-28023-1

SDG No.: 200-28023

Matrix: Water Level: Low Lab File ID: 13776_20.D

Lab ID: 200-28023-3 MSD Client ID: IRRIGATION #4 MSD

COMPOUND	SPIKE ADDED (ug/L)	MSD CONCENTRATION (ug/L)	MSD % REC	% RPD	QC LIMITS RPD	QC LIMITS REC	#
1,1,2-Trichloroethane	24.8	27.2	110	1	30	80-125	
Tetrachloroethene	24.8	26.7	108	2	30	80-120	
1,3-Dichloropropane	24.8	26.9	108	1	30	80-125	
2-Hexanone	124	93.1	75	1	30	75-150	
Chlorodibromomethane	24.8	29.0	117	1	30	80-125	
Ethylene Dibromide	24.8	27.9	113	0	30	80-120	
Chlorobenzene	24.8	26.6	107	1	30	80-120	
1,1,1,2-Tetrachloroethane	24.8	27.1	109	1	30	80-120	
Ethylbenzene	24.8	26.3	106	1	30	80-125	
m-Xylene & p-Xylene	24.8	26.6	107	0	30	80-125	
o-Xylene	24.8	26.8	108	1	30	80-120	
Styrene	24.8	25.2	101	1	30	80-120	
Bromoform	24.8	29.9	120	2	30	80-120	
Isopropylbenzene	24.8	26.6	107	1	30	80-120	
Bromobenzene	24.8	26.6	107	2	30	80-125	
1,1,2,2-Tetrachloroethane	24.8	29.6	119	2	30	80-125	
1,2,3-Trichloropropane	24.8	29.9	120	3	30	80-120	
N-Propylbenzene	24.8	27.2	109	4	30	80-120	
2-Chlorotoluene	24.8	26.7	107	2	30	80-125	
4-Chlorotoluene	24.8	25.8	104	3	30	80-125	
1,3,5-Trimethylbenzene	24.8	26.8	108	2	30	80-120	
tert-Butylbenzene	24.8	26.4	107	1	30	75-120	
1,2,4-Trimethylbenzene	24.8	26.5	107	1	30	80-120	
sec-Butylbenzene	24.8	27.2	110	2	30	80-120	
4-Isopropyltoluene	24.8	26.3	106	1	30	75-120	
1,3-Dichlorobenzene	24.8	26.9	108	2	30	80-125	
1,4-Dichlorobenzene	24.8	27.2	109	3	30	80-125	
1,2-Dichlorobenzene	24.8	26.9	109	2	30	80-125	
n-Butylbenzene	24.8	26.3	106	2	30	80-120	
1,2-Dibromo-3-Chloropropane	24.8	31.2	126	2	30	70-120	J
1,2,4-Trichlorobenzene	24.8	28.7	115	4	30	80-120	
Hexachlorobutadiene	24.8	26.9	108	4	30	75-120	
Naphthalene	24.8	32.7	132	5	30	80-130	J
1,2,3-Trichlorobenzene	24.8	29.9	121	6	30	80-120	J

Column to be used to flag recovery and RPD values

FORM III 8260C

FORM IV
GC/MS VOA METHOD BLANK SUMMARY

Lab Name: TestAmerica Burlington Job No.: 200-28023-1

SDG No.: 200-28023

Lab File ID: 13776_05.D Lab Sample ID: MB 200-88791/5

Matrix: Water Heated Purge:(Y/N) N

Instrument ID: CHL.i Date Analyzed: 05/27/2015 13:02

GC Column: DB-624 ID: 0.53(mm)

THIS METHOD BLANK APPLIES TO THE FOLLOWING SAMPLES:

CLIENT SAMPLE ID	LAB SAMPLE ID	LAB FILE ID	DATE ANALYZED
	LCS 200-88791/3	13776_03.D	05/27/2015 11:54
IRRIGATION #2	200-28023-1	13776_10.D	05/27/2015 16:26
IRRIGATION #3	200-28023-2	13776_11.D	05/27/2015 17:00
IRRIGATION #4	200-28023-3	13776_12.D	05/27/2015 17:34
IRRIGATION #5	200-28023-4	13776_13.D	05/27/2015 18:08
MW-10	200-28023-5	13776_14.D	05/27/2015 18:41
DUP-1-5-18-15	200-28023-6	13776_15.D	05/27/2015 19:15
TRIP BLANK	200-28023-7	13776_16.D	05/27/2015 19:49
IRRIGATION #1	200-28023-8	13776_17.D	05/27/2015 20:23
EQUIPMENT BLANK	200-28023-9	13776_18.D	05/27/2015 20:56
IRRIGATION #4 MS	200-28023-3 MS	13776_19.D	05/27/2015 21:30
IRRIGATION #4 MSD	200-28023-3 MSD	13776_20.D	05/27/2015 22:04

FORM V
GC/MS VOA INSTRUMENT PERFORMANCE CHECK
BROMOFLUOROBENZENE (BFB)

Lab Name: TestAmerica Burlington Job No.: 200-28023-1

SDG No.: 200-28023

Lab File ID: 13688_01.D BFB Injection Date: 05/20/2015

Instrument ID: CHL.i BFB Injection Time: 11:46

Analysis Batch No.: 88558

M/E	ION ABUNDANCE CRITERIA	% RELATIVE ABUNDANCE	
50	15.0 - 40.0 % of mass 95	19.9	
75	30.0 - 60.0 % of mass 95	43.6	
95	Base Peak, 100% relative abundance	100.0	
96	5.0 - 9.0 % of mass 95	6.7	
173	Less than 2.0 % of mass 174	0.2	(0.3)1
174	50.0 - 120.00 % of mass 95	74.1	
175	5.0 - 9.0 % of mass 174	5.3	(7.2)1
176	95.0 - 101.0 % of mass 174	73.7	(99.4)1
177	5.0 - 9.0 % of mass 176	4.7	(6.4)2

1-Value is % mass 174 2-Value is % mass 176

THIS CHECK APPLIES TO THE FOLLOWING SAMPLES, MS, MSD, BLANKS AND STANDARDS:

CLIENT SAMPLE ID	LAB SAMPLE ID	LAB FILE ID	DATE ANALYZED	TIME ANALYZED
	IC 200-88558/3	13688_03.D	05/20/2015	12:45
	IC 200-88558/4	13688_04.D	05/20/2015	13:17
	IC 200-88558/5	13688_05.D	05/20/2015	13:49
	IC 200-88558/6	13688_06.D	05/20/2015	14:22
	ICIS 200-88558/7	13688_07.D	05/20/2015	14:54
	IC 200-88558/8	13688_08.D	05/20/2015	15:26
	IC 200-88558/9	13688_09.D	05/20/2015	15:58
	ICV 200-88558/12	13688_12.D	05/20/2015	17:34

FORM V
GC/MS VOA INSTRUMENT PERFORMANCE CHECK
BROMOFLUOROBENZENE (BFB)

Lab Name: TestAmerica Burlington Job No.: 200-28023-1

SDG No.: 200-28023

Lab File ID: 13776_01.D BFB Injection Date: 05/27/2015

Instrument ID: CHL.i BFB Injection Time: 11:00

Analysis Batch No.: 88791

M/E	ION ABUNDANCE CRITERIA	% RELATIVE ABUNDANCE	
50	15.0 - 40.0 % of mass 95	19.7	
75	30.0 - 60.0 % of mass 95	43.3	
95	Base Peak, 100% relative abundance	100.0	
96	5.0 - 9.0 % of mass 95	6.7	
173	Less than 2.0 % of mass 174	0.0	(0.0)1
174	50.0 - 120.00 % of mass 95	75.7	
175	5.0 - 9.0 % of mass 174	5.2	(6.8)1
176	95.0 - 101.0 % of mass 174	73.8	(97.5)1
177	5.0 - 9.0 % of mass 176	4.7	(6.4)2

1-Value is % mass 174 2-Value is % mass 176

THIS CHECK APPLIES TO THE FOLLOWING SAMPLES, MS, MSD, BLANKS AND STANDARDS:

CLIENT SAMPLE ID	LAB SAMPLE ID	LAB FILE ID	DATE ANALYZED	TIME ANALYZED
	CCV 200-88791/2	13776_02.D	05/27/2015	11:21
	LCS 200-88791/3	13776_03.D	05/27/2015	11:54
	CCVL 200-88791/4	13776_04.D	05/27/2015	12:28
	MB 200-88791/5	13776_05.D	05/27/2015	13:02
IRRIGATION #2	200-28023-1	13776_10.D	05/27/2015	16:26
IRRIGATION #3	200-28023-2	13776_11.D	05/27/2015	17:00
IRRIGATION #4	200-28023-3	13776_12.D	05/27/2015	17:34
IRRIGATION #5	200-28023-4	13776_13.D	05/27/2015	18:08
MW-10	200-28023-5	13776_14.D	05/27/2015	18:41
DUP-1-5-18-15	200-28023-6	13776_15.D	05/27/2015	19:15
TRIP BLANK	200-28023-7	13776_16.D	05/27/2015	19:49
IRRIGATION #1	200-28023-8	13776_17.D	05/27/2015	20:23
EQUIPMENT BLANK	200-28023-9	13776_18.D	05/27/2015	20:56
IRRIGATION #4 MS	200-28023-3 MS	13776_19.D	05/27/2015	21:30
IRRIGATION #4 MSD	200-28023-3 MSD	13776_20.D	05/27/2015	22:04

FORM VIII
GC/MS VOA INTERNAL STANDARD AREA AND RETENTION TIME SUMMARY

Lab Name: TestAmerica Burlington Job No.: 200-28023-1

SDG No.: 200-28023

Sample No.: ICIS 200-88558/7 Date Analyzed: 05/20/2015 14:54

Instrument ID: CHL.i GC Column: DB-624 ID: 0.53(mm)

Lab File ID (Standard): 13688_07.D Heated Purge: (Y/N) N

Calibration ID: 30720

		TBA		BUT		FB	
		AREA #	RT #	AREA #	RT #	AREA #	RT #
INITIAL CALIBRATION MID-POINT		1719289	5.84	2600815	7.84	4576048	9.90
UPPER LIMIT		3438578	6.34	5201630	8.34	9152096	10.40
LOWER LIMIT		859645	5.34	1300408	7.34	2288024	9.40
LAB SAMPLE ID	CLIENT SAMPLE ID						
ICV 200-88558/12		1678485	5.86	2627361	7.85	4601830	9.91
CCV 200-88791/2		2243305	5.87	3156159	7.85	4539058	9.91
LCS 200-88791/3		2196617	5.87	3248047	7.85	4629921	9.91
CCVL 200-88791/4		2137055	5.84	3144510	7.84	4706060	9.91
MB 200-88791/5		2238174	5.88	3172010	7.86	4688612	9.93
200-28023-1	IRRIGATION #2	2243349	5.87	3052329	7.87	4660667	9.92
200-28023-2	IRRIGATION #3	2248464	5.87	3164939	7.86	4668510	9.92
200-28023-3	IRRIGATION #4	2216535	5.86	3067845	7.86	4683243	9.91
200-28023-4	IRRIGATION #5	2286426	5.88	3093696	7.86	4668487	9.92
200-28023-5	MW-10	2186485	5.88	2988736	7.86	4687385	9.92
200-28023-6	DUP-1-5-18-15	2246768	5.85	3078943	7.85	4603019	9.91
200-28023-7	TRIP BLANK	2106258	5.86	2959836	7.85	4650335	9.92
200-28023-8	IRRIGATION #1	2166845	5.88	3095386	7.86	4679380	9.92
200-28023-9	EQUIPMENT BLANK	2207776	5.85	3094192	7.85	4728479	9.91
200-28023-3 MS	IRRIGATION #4 MS	2269480	5.87	3131407	7.86	4575922	9.91
200-28023-3 MSD	IRRIGATION #4 MSD	2302074	5.88	3223201	7.86	4736717	9.92

TBA = TBA-d9 (IS)
BUT = 2-Butanone-d5
FB = Fluorobenzene

Area Limit = 50%-200% of internal standard area
RT Limit = ± 0.5 minutes of internal standard RT

Column used to flag values outside QC limits

FORM VIII 8260C

FORM VIII
GC/MS VOA INTERNAL STANDARD AREA AND RETENTION TIME SUMMARY

Lab Name: TestAmerica Burlington Job No.: 200-28023-1

SDG No.: 200-28023

Sample No.: ICIS 200-88558/7 Date Analyzed: 05/20/2015 14:54

Instrument ID: CHL.i GC Column: DB-624 ID: 0.53(mm)

Lab File ID (Standard): 13688_07.D Heated Purge: (Y/N) N

Calibration ID: 30720

		DXE		CBZ		DCB	
		AREA #	RT #	AREA #	RT #	AREA #	RT #
INITIAL CALIBRATION MID-POINT		181276	11.10	3461148	15.64	1889943	20.00
UPPER LIMIT		362552	11.60	6922296	16.14	3779886	20.50
LOWER LIMIT		90638	10.60	1730574	15.14	944972	19.50
LAB SAMPLE ID	CLIENT SAMPLE ID						
ICV 200-88558/12		157712	11.10	3446960	15.64	1862466	20.00
CCV 200-88791/2		232910	11.11	3517673	15.65	1938089	20.00
LCS 200-88791/3		223549	11.10	3564834	15.65	1968228	20.01
CCVL 200-88791/4		188901	11.10	3593442	15.66	1898581	20.00
MB 200-88791/5		199728	11.11	3626431	15.66	1913974	20.01
200-28023-1	IRRIGATION #2	219380	11.12	3595497	15.66	1888795	20.02
200-28023-2	IRRIGATION #3	193165	11.10	3623710	15.66	1911501	20.01
200-28023-3	IRRIGATION #4	196217	11.12	3605665	15.66	1876384	20.02
200-28023-4	IRRIGATION #5	198260	11.11	3610967	15.66	1891555	20.01
200-28023-5	MW-10	194772	11.11	3590113	15.67	1908712	20.01
200-28023-6	DUP-1-5-18-15	201428	11.11	3590381	15.65	1893574	20.01
200-28023-7	TRIP BLANK	173522	11.10	3591505	15.66	1889454	20.02
200-28023-8	IRRIGATION #1	187804	11.11	3595266	15.67	1897259	20.01
200-28023-9	EQUIPMENT BLANK	189404	11.11	3642188	15.65	1928022	20.01
200-28023-3 MS	IRRIGATION #4 MS	221960	11.11	3560929	15.65	1947782	20.02
200-28023-3 MSD	IRRIGATION #4 MSD	232048	11.12	3642031	15.66	1978742	20.01

DXE = 1,4-Dioxane-d8
CBZ = Chlorobenzene-d5
DCB = 1,4-Dichlorobenzene-d4

Area Limit = 50%-200% of internal standard area
RT Limit = ± 0.5 minutes of internal standard RT

Column used to flag values outside QC limits

FORM VIII 8260C

FORM I
GC/MS VOA ORGANICS ANALYSIS DATA SHEET

Lab Name: TestAmerica Burlington | Job No.: 200-28023-1

SDG No.: 200-28023

Client Sample ID: IRRIGATION #2 | Lab Sample ID: 200-28023-1

Matrix: Water | Lab File ID: 13776_10.D

Analysis Method: 8260C | Date Collected: 05/18/2015 13:35

Sample wt/vol: 5(mL) | Date Analyzed: 05/27/2015 16:26

Soil Aliquot Vol: | Dilution Factor: 1

Soil Extract Vol.: | GC Column: DB-624 ID: 0.53(mm)

% Moisture: | Level: (low/med) Low

Analysis Batch No.: 88791 | Units: ug/L

CAS NO.	COMPOUND NAME	RESULT	Q	LOQ	LOD	DL
75-71-8	Dichlorodifluoromethane	0.40	U	1.0	0.40	0.27
74-87-3	Chloromethane	0.40	U	1.0	0.40	0.34
75-01-4	Vinyl chloride	0.40	U	1.0	0.40	0.23
74-83-9	Bromomethane	0.40	U Q	1.0	0.40	0.34
75-00-3	Chloroethane	0.40	U	1.0	0.40	0.37
75-69-4	Trichlorofluoromethane	0.40	U	1.0	0.40	0.30
75-35-4	1,1-Dichloroethene	0.40	U	1.0	0.40	0.19
76-13-1	1,1,2-Trichloro-1,2,2-trifl uoroethane	0.40	U	1.0	0.40	0.24
67-64-1	Acetone	1.9	U Q	5.0	1.9	1.7
74-88-4	Iodomethane	0.40	U	1.0	0.40	0.23
75-15-0	Carbon disulfide	0.40	U	1.0	0.40	0.21
79-20-9	Methyl acetate	1.9	U	5.0	1.9	0.87
75-09-2	Methylene Chloride	0.40	U	1.0	0.40	0.23
156-60-5	trans-1,2-Dichloroethene	0.40	U	1.0	0.40	0.23
540-59-0	1,2-Dichloroethene, Total	1.2	J	2.0	0.40	0.22
1634-04-4	Methyl tert-butyl ether	0.40	U M	1.0	0.40	0.21
75-34-3	1,1-Dichloroethane	0.40	U	1.0	0.40	0.21
108-05-4	Vinyl acetate	0.80	U Q	5.0	0.80	0.53
594-20-7	2,2-Dichloropropane	0.80	U	1.0	0.80	0.47
156-59-2	cis-1,2-Dichloroethene	1.2		1.0	0.40	0.22
78-93-3	2-Butanone (MEK)	1.9	U	5.0	1.9	1.3
74-97-5	Chlorobromomethane	0.40	U	1.0	0.40	0.26
109-99-9	Tetrahydrofuran	1.6	U Q	2.0	1.6	0.94
67-66-3	Chloroform	0.40	U	1.0	0.40	0.20
71-55-6	1,1,1-Trichloroethane	0.40	U	1.0	0.40	0.20
110-82-7	Cyclohexane	0.40	U	1.0	0.40	0.22
563-58-6	1,1-Dichloropropene	0.40	U	1.0	0.40	0.19
56-23-5	Carbon tetrachloride	0.40	U Q	1.0	0.40	0.22
78-83-1	Isobutyl alcohol	9.7	U Q	50	9.7	9.0
71-43-2	Benzene	0.40	U	1.0	0.40	0.19
107-06-2	1,2-Dichloroethane	0.40	U	1.0	0.40	0.19
79-01-6	Trichloroethene	0.41	J	1.0	0.40	0.18
108-87-2	Methylcyclohexane	0.40	U	1.0	0.40	0.20
78-87-5	1,2-Dichloropropane	0.40	U	1.0	0.40	0.24
74-95-3	Dibromomethane	0.40	U	1.0	0.40	0.24

FORM I
GC/MS VOA ORGANICS ANALYSIS DATA SHEET

Lab Name: TestAmerica Burlington | Job No.: 200-28023-1

SDG No.: 200-28023

Client Sample ID: IRRIGATION #2 | Lab Sample ID: 200-28023-1

Matrix: Water | Lab File ID: 13776_10.D

Analysis Method: 8260C | Date Collected: 05/18/2015 13:35

Sample wt/vol: 5(mL) | Date Analyzed: 05/27/2015 16:26

Soil Aliquot Vol: | Dilution Factor: 1

Soil Extract Vol.: | GC Column: DB-624 ID: 0.53(mm)

% Moisture: | Level: (low/med) Low

Analysis Batch No.: 88791 | Units: ug/L

CAS NO.	COMPOUND NAME	RESULT	Q	LOQ	LOD	DL
123-91-1	1,4-Dioxane	16	U	40	16	6.2
75-27-4	Dichlorobromomethane	0.40	U	1.0	0.40	0.20
110-75-8	2-Chloroethyl vinyl ether	0.40	U Q	1.0	0.40	0.18
10061-01-5	cis-1,3-Dichloropropene	0.40	U	1.0	0.40	0.22
108-10-1	4-Methyl-2-pentanone (MIBK)	1.9	U	5.0	1.9	0.82
108-88-3	Toluene	0.40	U	1.0	0.40	0.22
10061-02-6	trans-1,3-Dichloropropene	0.40	U Q	1.0	0.40	0.26
79-00-5	1,1,2-Trichloroethane	0.40	U	1.0	0.40	0.24
127-18-4	Tetrachloroethene	0.40	U	1.0	0.40	0.22
142-28-9	1,3-Dichloropropane	0.40	U	1.0	0.40	0.20
591-78-6	2-Hexanone	1.9	U	5.0	1.9	1.2
124-48-1	Chlorodibromomethane	0.40	U M	1.0	0.40	0.22
106-93-4	Ethylene Dibromide	0.40	U	1.0	0.40	0.22
108-90-7	Chlorobenzene	0.40	U	1.0	0.40	0.18
630-20-6	1,1,1,2-Tetrachloroethane	0.40	U	1.0	0.40	0.20
100-41-4	Ethylbenzene	0.40	U	1.0	0.40	0.20
179601-23-1	m-Xylene & p-Xylene	0.40	U	1.0	0.40	0.21
95-47-6	o-Xylene	0.40	U	1.0	0.40	0.23
1330-20-7	Xylenes, Total	0.40	U	2.0	0.40	0.21
100-42-5	Styrene	0.40	U	1.0	0.40	0.26
75-25-2	Bromoform	0.40	U Q	1.0	0.40	0.23
98-82-8	Isopropylbenzene	0.40	U	1.0	0.40	0.22
108-86-1	Bromobenzene	0.40	U	1.0	0.40	0.21
79-34-5	1,1,2,2-Tetrachloroethane	0.40	U	1.0	0.40	0.27
96-18-4	1,2,3-Trichloropropane	0.40	U	1.0	0.40	0.29
103-65-1	N-Propylbenzene	0.40	U	1.0	0.40	0.19
95-49-8	2-Chlorotoluene	0.40	U	1.0	0.40	0.23
106-43-4	4-Chlorotoluene	0.40	U	1.0	0.40	0.26
108-67-8	1,3,5-Trimethylbenzene	0.40	U	1.0	0.40	0.22
98-06-6	tert-Butylbenzene	0.40	U	1.0	0.40	0.20
95-63-6	1,2,4-Trimethylbenzene	0.40	U	1.0	0.40	0.21
135-98-8	sec-Butylbenzene	0.40	U	1.0	0.40	0.21
99-87-6	4-Isopropyltoluene	0.40	U	1.0	0.40	0.22
541-73-1	1,3-Dichlorobenzene	0.40	U	1.0	0.40	0.20
106-46-7	1,4-Dichlorobenzene	0.40	U	1.0	0.40	0.26
95-50-1	1,2-Dichlorobenzene	0.40	U	1.0	0.40	0.23

FORM I
GC/MS VOA ORGANICS ANALYSIS DATA SHEET

Lab Name: TestAmerica Burlington Job No.: 200-28023-1

SDG No.: 200-28023

Client Sample ID: IRRIGATION #2 Lab Sample ID: 200-28023-1

Matrix: Water Lab File ID: 13776_10.D

Analysis Method: 8260C Date Collected: 05/18/2015 13:35

Sample wt/vol: 5(mL) Date Analyzed: 05/27/2015 16:26

Soil Aliquot Vol: Dilution Factor: 1

Soil Extract Vol.: GC Column: DB-624 ID: 0.53(mm)

% Moisture: Level: (low/med) Low

Analysis Batch No.: 88791 Units: ug/L

CAS NO.	COMPOUND NAME	RESULT	Q	LOQ	LOD	DL
104-51-8	n-Butylbenzene	0.40	U	1.0	0.40	0.20
96-12-8	1,2-Dibromo-3-Chloropropane	0.40	U Q	1.0	0.40	0.24
120-82-1	1,2,4-Trichlorobenzene	0.40	U	1.0	0.40	0.21
87-68-3	Hexachlorobutadiene	0.40	U	1.0	0.40	0.29
91-20-3	Naphthalene	0.40	U Q	1.0	0.40	0.31
87-61-6	1,2,3-Trichlorobenzene	0.40	U	1.0	0.40	0.26

CAS NO.	SURROGATE	%REC	Q	LIMITS
17060-07-0	1,2-Dichloroethane-d4 (Surr)	102		80-120
2037-26-5	Toluene-d8 (Surr)	101		80-120
460-00-4	4-Bromofluorobenzene	104		80-125
1868-53-7	Dibromofluoromethane (Surr)	105		50-150

TestAmerica Burlington
Target Compound Quantitation Report

Data File: \\BTV-LIMS1\ChromData\CHL.i\20150527-13776.b\13776_10.D
Lims ID: 200-28023-A-1 Lab Sample ID: 200-28023-1
Client ID: IRRIGATION #2
Sample Type: Client
Inject. Date: 27-May-2015 16:26:30 ALS Bottle#: 9 Worklist Smp#: 9
Purge Vol: 5.000 mL Dil. Factor: 1.0000
Sample Info: 200-0013776-009
Misc. Info.: 1,5
Operator ID: NEA Instrument ID: CHL.i

Method: \\BTV-LIMS1\ChromData\CHL.i\20150527-13776.b\8260_L_W_Ver.2.m
Limit Group: VM_8260C_Limits
Last Update: 29-May-2015 11:22:59 Calib Date: 20-May-2015 15:58:30
Integrator: RTE ID Type: Deconvolution ID
Quant Method: Internal Standard Quant By: Initial Calibration
Last ICal File: \\BTV-LIMS1\ChromData\CHL.i\20150520-13688.b\13688_09.D

Column 1 : DB-624 (0.53 mm) Det: MS SCAN
Process Host: XAWRK030

First Level Reviewer: archern Date: 28-May-2015 08:55:58

Compound	Sig	RT (min.)	Adj RT (min.)	Dlt RT (min.)	Q	Response	OnCol Amt ug/l	Flags
1 Dichlorodifluoromethane	85		2.628				ND	
2 Chloromethane	50		2.885				ND	
3 Vinyl chloride	62		3.033				ND	
6 Bromomethane	94		3.517				ND	
7 Chloroethane	64		3.685				ND	
9 Trichlorofluoromethane	101		4.090				ND	
13 1,1-Dichloroethene	96		4.949				ND	
14 1,1,2-Trichloro-1,2,2-trif	101		4.959				ND	
15 Acetone	43	5.070	5.048	0.022	90	16507	0.7099	
16 Iodomethane	142		5.196				ND	
17 Carbon disulfide	76	5.327	5.305	0.022	99	24968	0.1653	
19 Methyl acetate	74		5.601				ND	
20 Methylene Chloride	84	5.772	5.759	0.013	98	84686	0.2088	
* 21 TBA-d9 (IS)	65	5.870	5.838	0.032	97	2243349	500.0	
24 trans-1,2-Dichloroethene	96	6.246	6.233	0.013	16	827	0.0143	7
25 Methyl tert-butyl ether	73	6.265	6.253	0.012	1	2378	0.0216	7M
S 26 1,2-Dichloroethene, Total	96				0		1.23	
28 1,1-Dichloroethane	63		6.935				ND	
29 Vinyl acetate	86		7.053				ND	
* 33 2-Butanone-d5	46	7.866	7.843	0.023	98	3052329	125.0	
34 2,2-Dichloropropane	41		7.912				ND	
35 cis-1,2-Dichloroethene	96	7.935	7.922	0.013	93	71486	1.22	
36 2-Butanone (MEK)	72		7.962				ND	
39 Chlorobromomethane	128	8.320	8.327	-0.007	1	2567	0.0766	7
40 Tetrahydrofuran	42		8.456				ND	
41 Chloroform	83	8.478	8.475	0.003	48	6997	0.0670	7
$ 42 Dibromofluoromethane (Surr	113	8.755	8.732	0.023	88	2272362	26.2	7
43 1,1,1-Trichloroethane	97		8.792				ND	
44 Cyclohexane	56		8.910				ND	
45 1,1-Dichloropropene	75		9.078				ND	
46 Carbon tetrachloride	117	9.081	9.088	-0.007	1	1362	0.0189	7

Compound	Sig	RT (min.)	Adj RT (min.)	Dlt RT (min.)	Q	Response	OnCol Amt ug/l	Flags
47 Isobutyl alcohol	43		9.295				ND	
$ 48 1,2-Dichloroethane-d4 (Sur	65	9.327	9.325	0.002	80	1082208	25.4	
49 Benzene	78	9.416	9.434	-0.018	1	1779	0.0109	7
50 1,2-Dichloroethane	62		9.453				ND	
* 52 Fluorobenzene	96	9.920	9.908	0.012	97	4660667	25.0	
54 Trichloroethene	95	10.572	10.570	0.002	99	27872	0.4052	
55 Methylcyclohexane	83		10.905				ND	
56 1,2-Dichloropropane	63		10.945				ND	
* 57 1,4-Dioxane-d8	96	11.115	11.103	0.012	51	219380	500.0	
58 Dibromomethane	93	11.155	11.152	0.003	53	6476	0.1201	
60 1,4-Dioxane	88		11.202				ND	
61 Dichlorobromomethane	83		11.429				ND	
62 2-Chloroethyl vinyl ether	63		12.002				ND	
63 cis-1,3-Dichloropropene	75	12.261	12.249	0.012	85	10091	0.1161	
64 4-Methyl-2-pentanone (MIBK	43		12.525				ND	
$ 65 Toluene-d8 (Surr)	98	12.755	12.753	0.002	98	3808141	25.3	
66 Toluene	92	12.854	12.871	-0.017	22	4051	0.0378	7
67 trans-1,3-Dichloropropene	75	13.298	13.276	0.022	90	12713	0.1859	
69 1,1,2-Trichloroethane	83		13.612				ND	
70 Tetrachloroethene	166	13.930	13.928	0.002	1	1467	0.0172	7
71 1,3-Dichloropropane	76	13.960	13.948	0.012	37	4424	0.0475	7
72 2-Hexanone	43		14.145				ND	
73 Chlorodibromomethane	129	14.424	14.402	0.022	1	3155	0.0360	7M
74 Ethylene Dibromide	107		14.639				ND	
* 75 Chlorobenzene-d5	117	15.659	15.657	0.002	89	3595497	25.0	
76 Chlorobenzene	112		15.726				ND	
77 1,1,1,2-Tetrachloroethane	131		15.894				ND	
78 Ethylbenzene	91	15.995	15.983	0.012	1	3623	0.0170	7
79 m-Xylene & p-Xylene	106	16.272	16.269	0.003	1	1778	0.0236	7
S 80 Xylenes, Total	106				0		0.0337	7
81 o-Xylene	106	17.190	17.198	-0.008	85	734	0.0101	7
82 Styrene	104	17.249	17.227	0.022	86	7260	0.0677	7
83 Bromoform	173		17.622				ND	
84 Isopropylbenzene	105		18.037				ND	
$ 85 4-Bromofluorobenzene	95	18.316	18.314	0.002	93	2479872	26.0	
86 Bromobenzene	156		18.571				ND	
87 1,1,2,2-Tetrachloroethane	83		18.580				ND	
88 1,2,3-Trichloropropane	110		18.650				ND	
90 N-Propylbenzene	120		18.788				ND	
91 2-Chlorotoluene	126	18.909	18.906	0.003	2	565	0.0118	7
92 1,3,5-Trimethylbenzene	105	19.077	19.064	0.013	47	4047	0.0282	7
93 4-Chlorotoluene	126	19.077	19.064	0.013	94	2809	0.0578	7
94 tert-Butylbenzene	119	19.531	19.509	0.022	29	3537	0.0227	7
95 1,2,4-Trimethylbenzene	105	19.581	19.578	0.003	87	4914	0.0353	7
96 sec-Butylbenzene	105	19.808	19.805	0.003	35	6446	0.0308	7
97 1,3-Dichlorobenzene	146	19.936	19.934	0.002	97	14812	0.1427	
98 4-Isopropyltoluene	119		19.993				ND	
* 99 1,4-Dichlorobenzene-d4	152	20.015	20.003	0.012	97	1888795	25.0	
100 1,4-Dichlorobenzene	146		20.032				ND	
101 n-Butylbenzene	91	20.470	20.467	0.003	81	7260	0.0515	7
102 1,2-Dichlorobenzene	146	20.470	20.467	0.003	93	8301	0.0861	7
103 1,2-Dibromo-3-Chloropropan	75		21.257				ND	

Compound	Sig	RT (min.)	Adj RT (min.)	Dlt RT (min.)	Q	Response	OnCol Amt ug/l	Flags
104 1,2,4-Trichlorobenzene	180	22.109	22.087	0.022	89	7248	0.1168	
105 Hexachlorobutadiene	225	22.277	22.265	0.012	53	2587	0.0643	7
106 Naphthalene	128	22.366	22.354	0.012	97	17576	0.1910	
107 1,2,3-Trichlorobenzene	180	22.623	22.610	0.013	91	5995	0.1128	

QC Flag Legend

Processing Flags

7 - Failed Limit of Detection

Review Flags

M - Manually Integrated

Reagents:

8260SScorp_00013	Amount Added:	2.50	Units: uL	
8260IScorp._00015	Amount Added:	2.50	Units: uL	Run Reagent

Report Date: 29-May-2015 11:23:10 Chrom Revision: 2.2 05-May-2015 11:39:10

TestAmerica Burlington

Data File: \\BTV-LIMS1\ChromData\CHL.i\20150527-13776.b\13776_10.D

Injection Date:	27-May-2015 16:26:30	Instrument ID:	CHL.i	Operator ID:	NEA
Lims ID:	200-28023-A-1	Lab Sample ID:	200-28023-1	Worklist Smp#:	9
Client ID:	IRRIGATION #2				
Purge Vol:	5.000 mL	Dil. Factor:	1.0000	ALS Bottle#:	9
Method:	8260_L_W_Ver.2	Limit Group:	VM_8260C_Limits		

Column: DB-624 (0.53 mm)

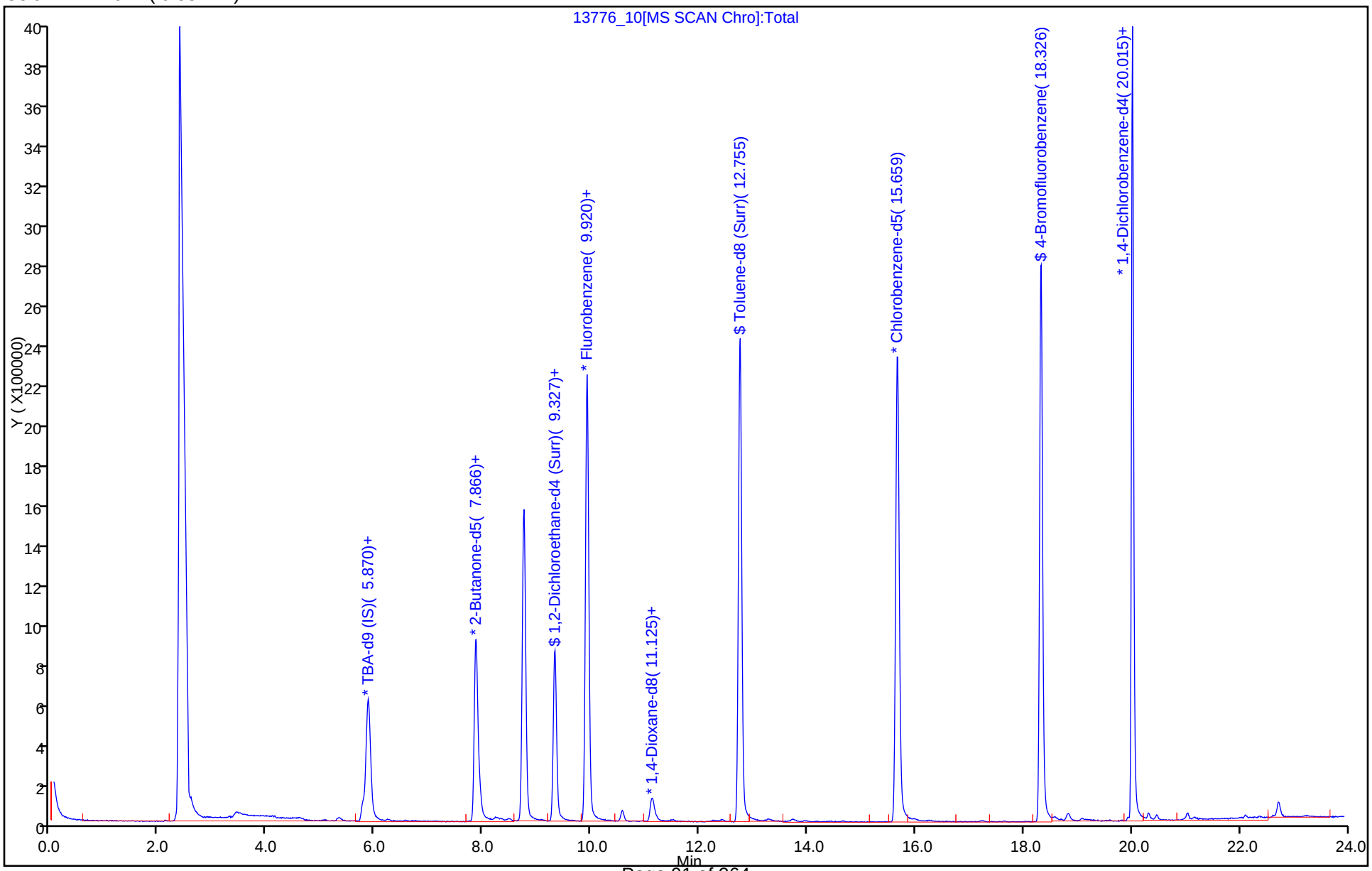

Report Date: 29-May-2015 11:23:10 Chrom Revision: 2.2 05-May-2015 11:39:10

TestAmerica Burlington

Data File: \\BTV-LIMS1\ChromData\CHL.i\20150527-13776.b\13776_10.D

Injection Date:	27-May-2015 16:26:30	Instrument ID:	CHL.i		
Lims ID:	200-28023-A-1	Lab Sample ID:	200-28023-1		
Client ID:	IRRIGATION #2				
Operator ID:	NEA	ALS Bottle#:	9	Worklist Smp#:	9
Purge Vol:	5.000 mL	Dil. Factor:	1.0000		
Method:	8260_L_W_Ver.2	Limit Group:	VM_8260C_Limits		
Column:	DB-624 (0.53 mm)	Detector	MS SCAN		

35 cis-1,2-Dichloroethene, CAS: 156-59-2

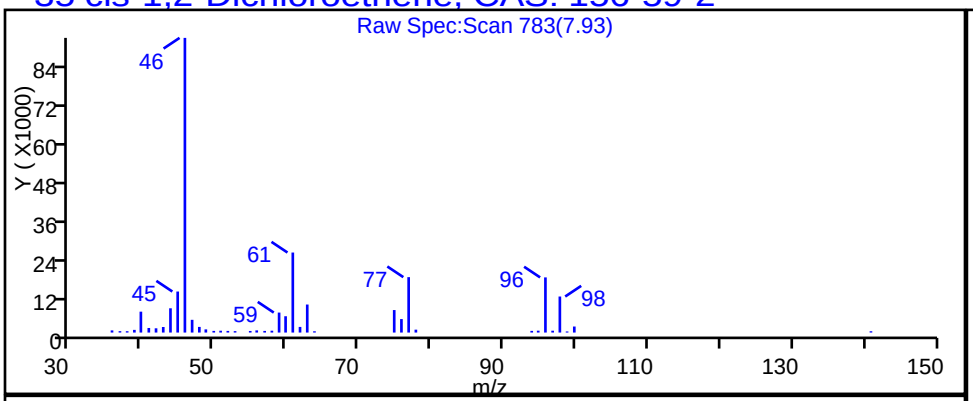

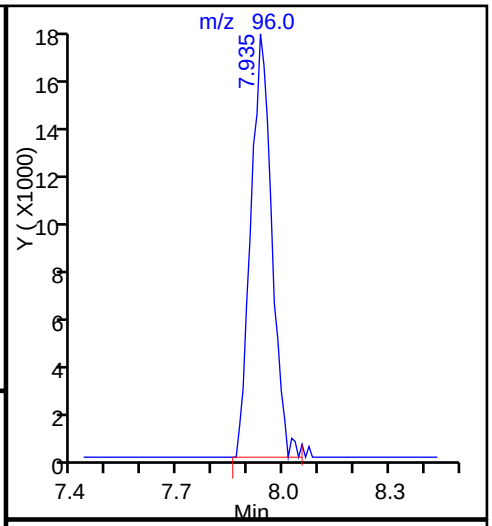

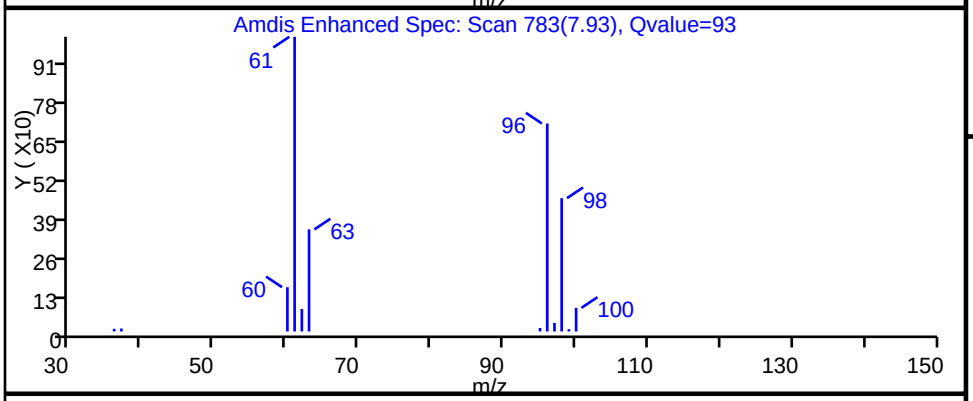

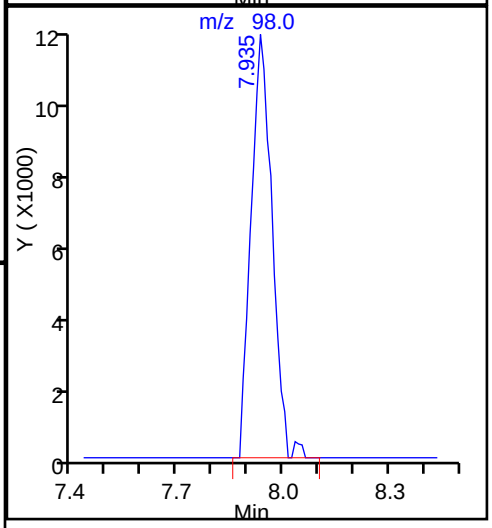

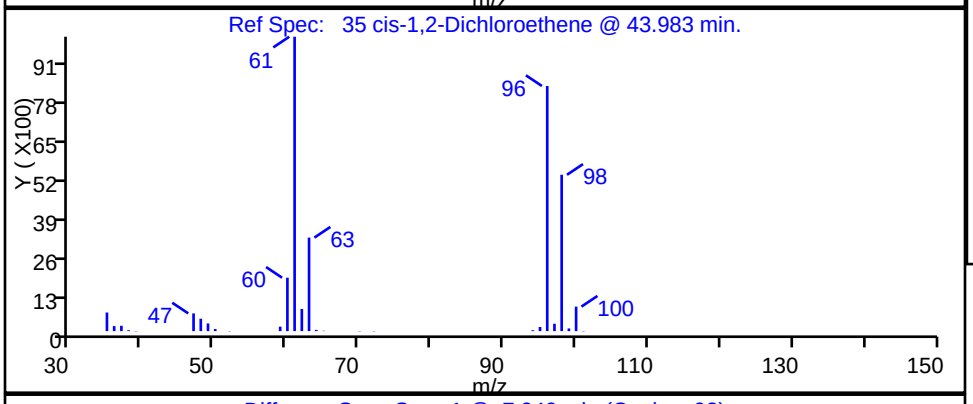

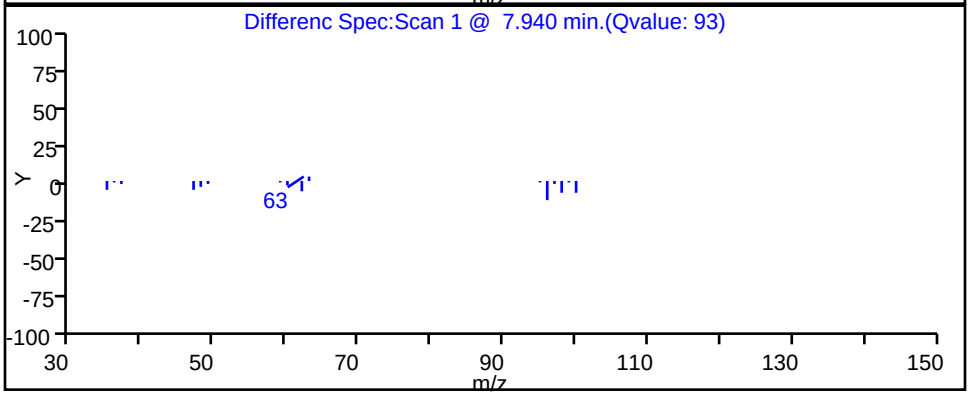

Report Date: 29-May-2015 11:23:10 Chrom Revision: 2.2 05-May-2015 11:39:10

TestAmerica Burlington

Data File: \\BTV-LIMS1\ChromData\CHL.i\20150527-13776.b\13776_10.D

Injection Date:	27-May-2015 16:26:30	Instrument ID:	CHL.i
Lims ID:	200-28023-A-1	Lab Sample ID:	200-28023-1
Client ID:	IRRIGATION #2		
Operator ID:	NEA	ALS Bottle#:	9 Worklist Smp#: 9
Purge Vol:	5.000 mL	Dil. Factor:	1.0000
Method:	8260_L_W_Ver.2	Limit Group:	VM_8260C_Limits
Column:	DB-624 (0.53 mm)	Detector	MS SCAN

54 Trichloroethene, CAS: 79-01-6

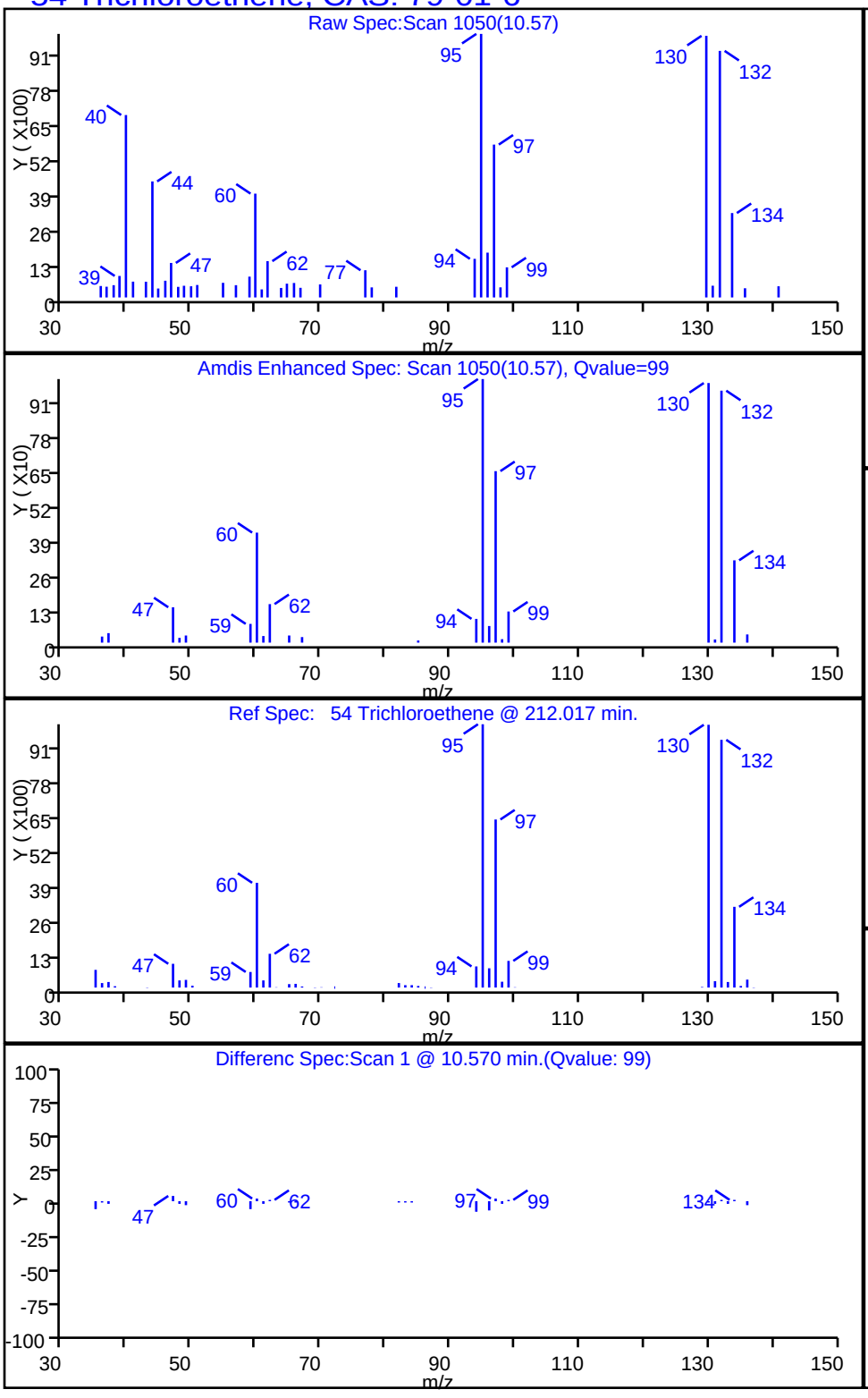

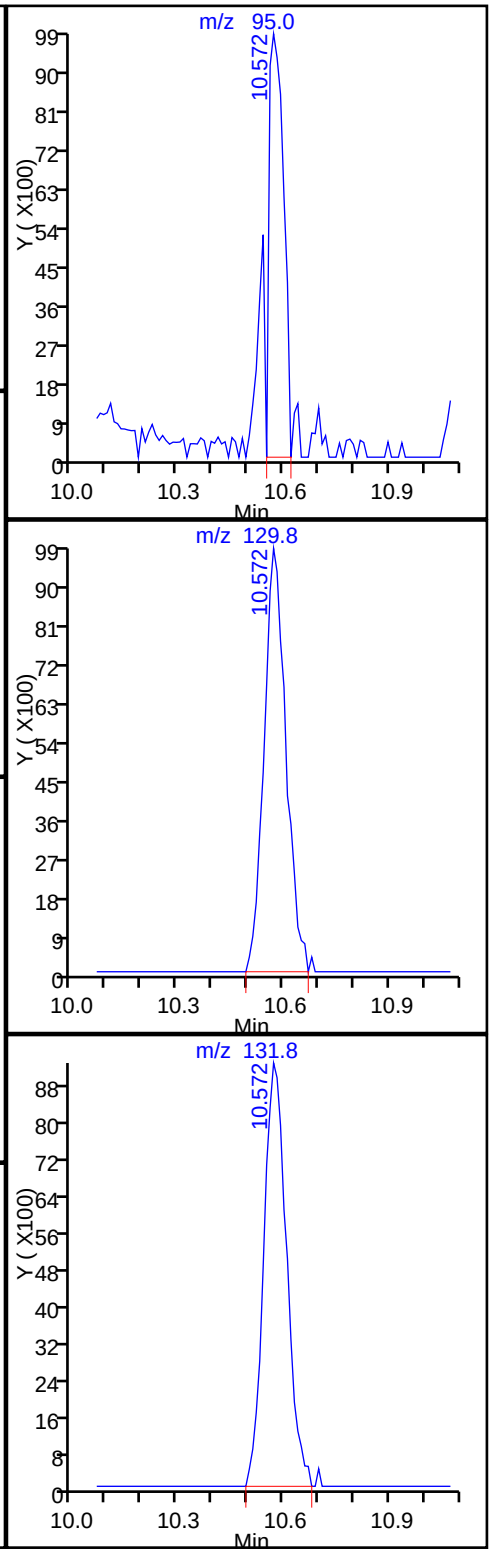

TestAmerica Burlington

Data File: \\BTV-LIMS1\ChromData\CHL.i\20150527-13776.b\13776_10.D
Injection Date: 27-May-2015 16:26:30 Instrument ID: CHL.i
Lims ID: 200-28023-A-1 Lab Sample ID: 200-28023-1
Client ID: IRRIGATION #2
Operator ID: NEA ALS Bottle#: 9 Worklist Smp#: 9
Purge Vol: 5.000 mL Dil. Factor: 1.0000
Method: 8260_L_W_Ver.2 Limit Group: VM_8260C_Limits
Column: DB-624 (0.53 mm) Detector MS SCAN

25 Methyl tert-butyl ether, CAS: 1634-04-4

Processing Integration Results

RT: 6.23
Area: 426
Amount: 0.003863
Amount Units: ug/l

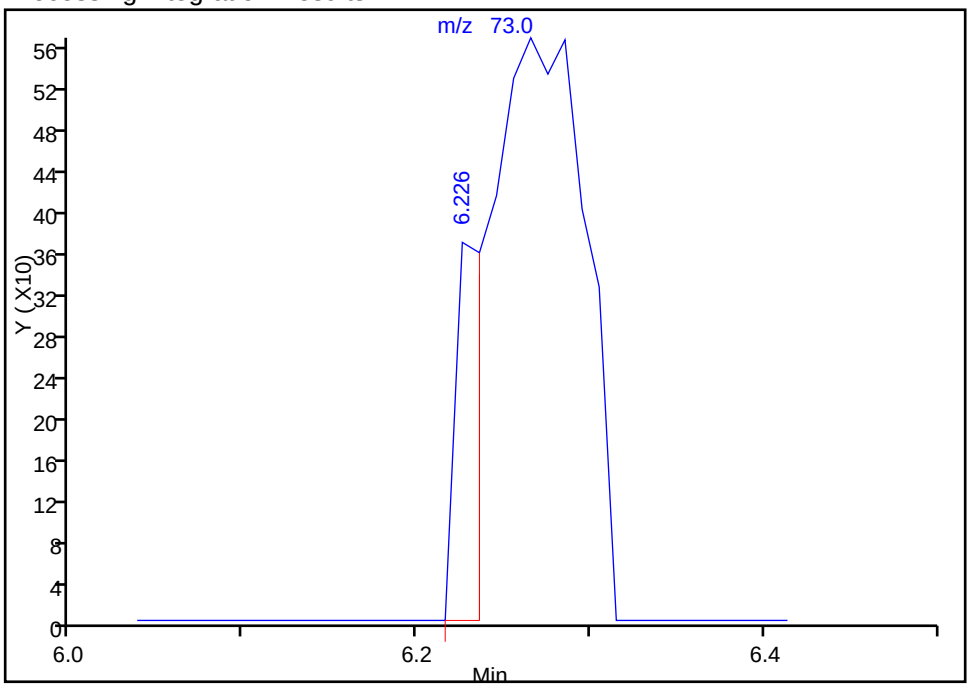

Manual Integration Results

RT: 6.27
Area: 2378
Amount: 0.021566
Amount Units: ug/l

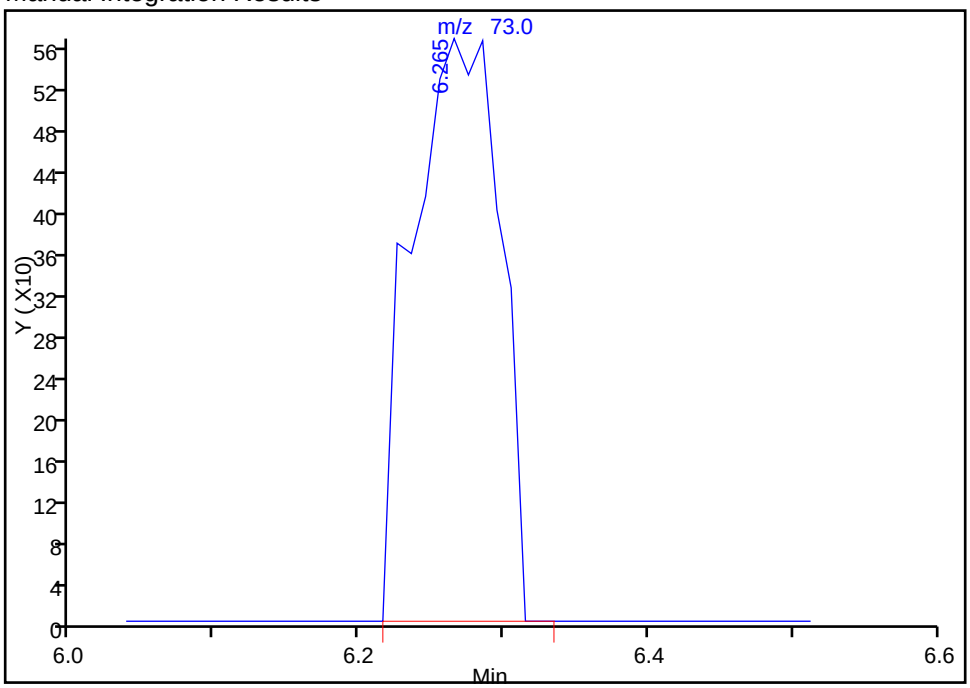

Reviewer: archern, 28-May-2015 13:31:16
Audit Action: Manually Integrated
Audit Reason: Baseline Event

Manual Integration/User Assign Peak Report

TestAmerica Burlington

Data File:	\\BTV-LIMS1\ChromData\CHL.i\20150527-13776.b\13776_10.D				
Injection Date:	27-May-2015 16:26:30	Instrument ID:	CHL.i		
Lims ID:	200-28023-A-1	Lab Sample ID:	200-28023-1		
Client ID:	IRRIGATION #2				
Operator ID:	NEA	ALS Bottle#:	9	Worklist Smp#:	9
Purge Vol:	5.000 mL	Dil. Factor:	1.0000		
Method:	8260_L_W_Ver.2	Limit Group:	VM_8260C_Limits		
Column:	DB-624 (0.53 mm)	Detector	MS SCAN		

73 Chlorodibromomethane, CAS: 124-48-1

Processing Integration Results

RT: 14.40
Area: 1516
Amount: 0.017307
Amount Units: ug/l

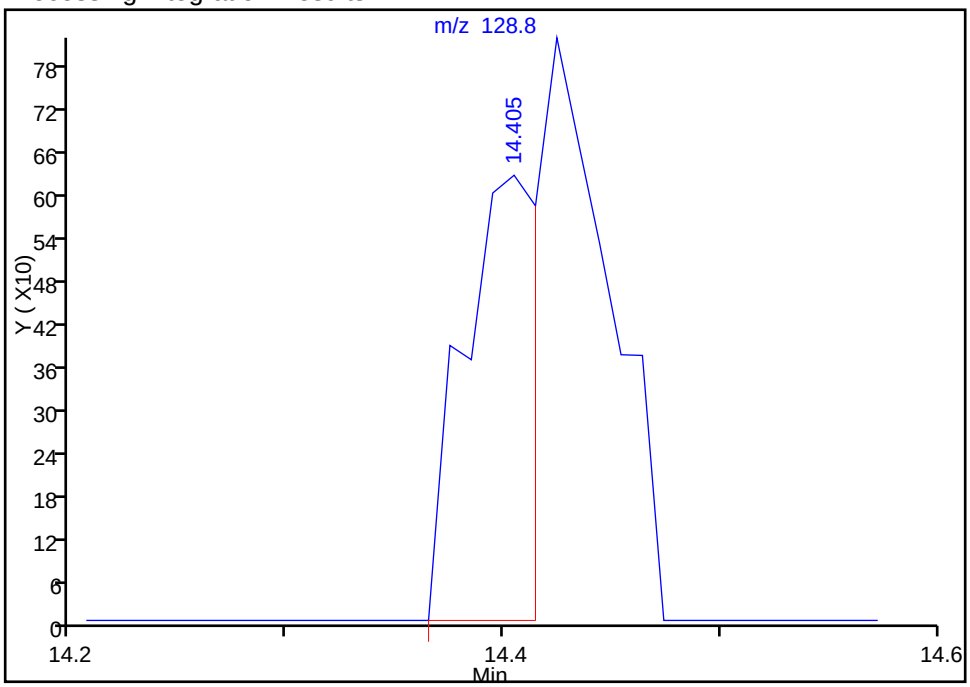

Manual Integration Results

RT: 14.42
Area: 3155
Amount: 0.036019
Amount Units: ug/l

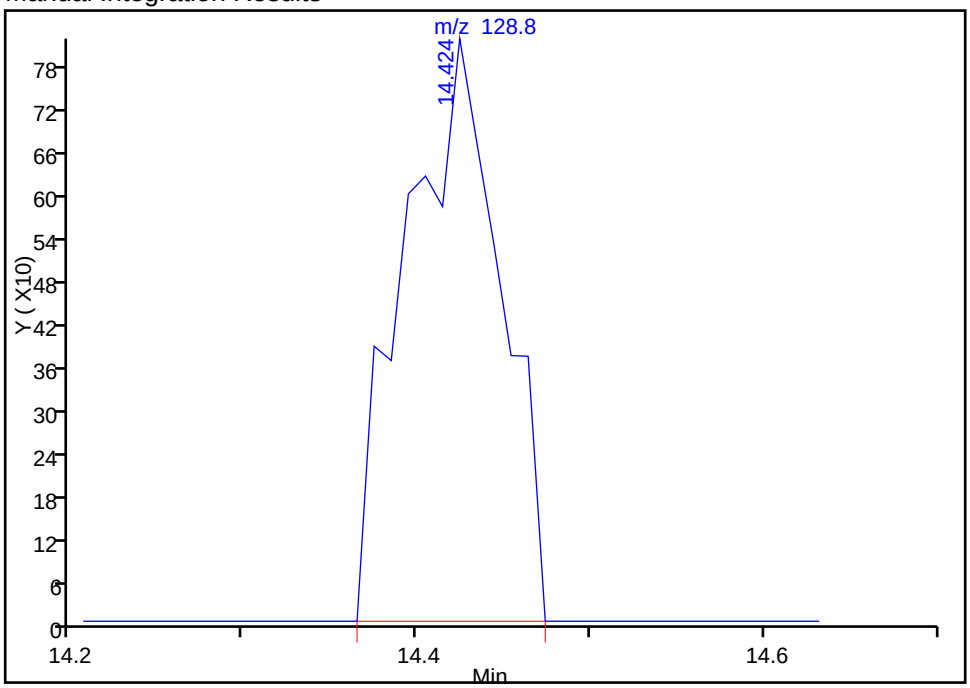

Reviewer: archern, 28-May-2015 13:31:16
Audit Action: Manually Integrated
Audit Reason: Baseline Event

FORM I
GC/MS VOA ORGANICS ANALYSIS DATA SHEET

Lab Name: TestAmerica Burlington | Job No.: 200-28023-1

SDG No.: 200-28023

Client Sample ID: IRRIGATION #3 | Lab Sample ID: 200-28023-2

Matrix: Water | Lab File ID: 13776_11.D

Analysis Method: 8260C | Date Collected: 05/18/2015 11:25

Sample wt/vol: 5(mL) | Date Analyzed: 05/27/2015 17:00

Soil Aliquot Vol: | Dilution Factor: 1

Soil Extract Vol.: | GC Column: DB-624 ID: 0.53(mm)

% Moisture: | Level: (low/med) Low

Analysis Batch No.: 88791 | Units: ug/L

CAS NO.	COMPOUND NAME	RESULT	Q	LOQ	LOD	DL
75-71-8	Dichlorodifluoromethane	0.40	U	1.0	0.40	0.27
74-87-3	Chloromethane	0.40	U	1.0	0.40	0.34
75-01-4	Vinyl chloride	0.40	U	1.0	0.40	0.23
74-83-9	Bromomethane	0.40	U Q	1.0	0.40	0.34
75-00-3	Chloroethane	0.40	U	1.0	0.40	0.37
75-69-4	Trichlorofluoromethane	0.40	U	1.0	0.40	0.30
75-35-4	1,1-Dichloroethene	0.40	U	1.0	0.40	0.19
76-13-1	1,1,2-Trichloro-1,2,2-trifl uoroethane	0.40	U	1.0	0.40	0.24
67-64-1	Acetone	1.9	U Q	5.0	1.9	1.7
74-88-4	Iodomethane	0.40	U	1.0	0.40	0.23
75-15-0	Carbon disulfide	0.40	U	1.0	0.40	0.21
79-20-9	Methyl acetate	1.9	U	5.0	1.9	0.87
75-09-2	Methylene Chloride	0.40	U	1.0	0.40	0.23
156-60-5	trans-1,2-Dichloroethene	0.40	U	1.0	0.40	0.23
540-59-0	1,2-Dichloroethene, Total	0.28	J	2.0	0.40	0.22
1634-04-4	Methyl tert-butyl ether	0.40	U	1.0	0.40	0.21
75-34-3	1,1-Dichloroethane	0.40	U	1.0	0.40	0.21
108-05-4	Vinyl acetate	0.80	U Q	5.0	0.80	0.53
594-20-7	2,2-Dichloropropane	0.80	U	1.0	0.80	0.47
156-59-2	cis-1,2-Dichloroethene	0.28	J	1.0	0.40	0.22
78-93-3	2-Butanone (MEK)	1.9	U	5.0	1.9	1.3
74-97-5	Chlorobromomethane	0.40	U	1.0	0.40	0.26
109-99-9	Tetrahydrofuran	1.6	U Q	2.0	1.6	0.94
67-66-3	Chloroform	0.40	U	1.0	0.40	0.20
71-55-6	1,1,1-Trichloroethane	0.40	U	1.0	0.40	0.20
110-82-7	Cyclohexane	0.40	U	1.0	0.40	0.22
563-58-6	1,1-Dichloropropene	0.40	U	1.0	0.40	0.19
56-23-5	Carbon tetrachloride	0.40	U Q	1.0	0.40	0.22
78-83-1	Isobutyl alcohol	9.7	U Q	50	9.7	9.0
71-43-2	Benzene	0.40	U	1.0	0.40	0.19
107-06-2	1,2-Dichloroethane	0.40	U	1.0	0.40	0.19
79-01-6	Trichloroethene	0.40	U	1.0	0.40	0.18
108-87-2	Methylcyclohexane	0.40	U	1.0	0.40	0.20
78-87-5	1,2-Dichloropropane	0.40	U	1.0	0.40	0.24
74-95-3	Dibromomethane	0.40	U	1.0	0.40	0.24

FORM I
GC/MS VOA ORGANICS ANALYSIS DATA SHEET

Lab Name: TestAmerica Burlington | Job No.: 200-28023-1

SDG No.: 200-28023

Client Sample ID: IRRIGATION #3 | Lab Sample ID: 200-28023-2

Matrix: Water | Lab File ID: 13776_11.D

Analysis Method: 8260C | Date Collected: 05/18/2015 11:25

Sample wt/vol: 5(mL) | Date Analyzed: 05/27/2015 17:00

Soil Aliquot Vol: | Dilution Factor: 1

Soil Extract Vol.: | GC Column: DB-624 ID: 0.53(mm)

% Moisture: | Level: (low/med) Low

Analysis Batch No.: 88791 | Units: ug/L

CAS NO.	COMPOUND NAME	RESULT	Q	LOQ	LOD	DL
123-91-1	1,4-Dioxane	16	U	40	16	6.2
75-27-4	Dichlorobromomethane	0.40	U	1.0	0.40	0.20
110-75-8	2-Chloroethyl vinyl ether	0.40	U Q	1.0	0.40	0.18
10061-01-5	cis-1,3-Dichloropropene	0.40	U	1.0	0.40	0.22
108-10-1	4-Methyl-2-pentanone (MIBK)	1.9	U	5.0	1.9	0.82
108-88-3	Toluene	0.40	U	1.0	0.40	0.22
10061-02-6	trans-1,3-Dichloropropene	0.40	U Q	1.0	0.40	0.26
79-00-5	1,1,2-Trichloroethane	0.40	U	1.0	0.40	0.24
127-18-4	Tetrachloroethene	0.40	U	1.0	0.40	0.22
142-28-9	1,3-Dichloropropane	0.40	U	1.0	0.40	0.20
591-78-6	2-Hexanone	1.9	U	5.0	1.9	1.2
124-48-1	Chlorodibromomethane	0.40	U	1.0	0.40	0.22
106-93-4	Ethylene Dibromide	0.40	U	1.0	0.40	0.22
108-90-7	Chlorobenzene	0.40	U	1.0	0.40	0.18
630-20-6	1,1,1,2-Tetrachloroethane	0.40	U	1.0	0.40	0.20
100-41-4	Ethylbenzene	0.40	U	1.0	0.40	0.20
179601-23-1	m-Xylene & p-Xylene	0.40	U	1.0	0.40	0.21
95-47-6	o-Xylene	0.40	U	1.0	0.40	0.23
1330-20-7	Xylenes, Total	0.40	U	2.0	0.40	0.21
100-42-5	Styrene	0.40	U	1.0	0.40	0.26
75-25-2	Bromoform	0.40	U Q	1.0	0.40	0.23
98-82-8	Isopropylbenzene	0.40	U	1.0	0.40	0.22
108-86-1	Bromobenzene	0.40	U	1.0	0.40	0.21
79-34-5	1,1,2,2-Tetrachloroethane	0.40	U	1.0	0.40	0.27
96-18-4	1,2,3-Trichloropropane	0.40	U	1.0	0.40	0.29
103-65-1	N-Propylbenzene	0.40	U	1.0	0.40	0.19
95-49-8	2-Chlorotoluene	0.40	U	1.0	0.40	0.23
106-43-4	4-Chlorotoluene	0.40	U	1.0	0.40	0.26
108-67-8	1,3,5-Trimethylbenzene	0.40	U	1.0	0.40	0.22
98-06-6	tert-Butylbenzene	0.40	U	1.0	0.40	0.20
95-63-6	1,2,4-Trimethylbenzene	0.40	U	1.0	0.40	0.21
135-98-8	sec-Butylbenzene	0.40	U	1.0	0.40	0.21
99-87-6	4-Isopropyltoluene	0.40	U	1.0	0.40	0.22
541-73-1	1,3-Dichlorobenzene	0.40	U	1.0	0.40	0.20
106-46-7	1,4-Dichlorobenzene	0.40	U	1.0	0.40	0.26
95-50-1	1,2-Dichlorobenzene	0.40	U	1.0	0.40	0.23

FORM I
GC/MS VOA ORGANICS ANALYSIS DATA SHEET

Lab Name: TestAmerica Burlington Job No.: 200-28023-1

SDG No.: 200-28023

Client Sample ID: IRRIGATION #3 Lab Sample ID: 200-28023-2

Matrix: Water Lab File ID: 13776_11.D

Analysis Method: 8260C Date Collected: 05/18/2015 11:25

Sample wt/vol: 5(mL) Date Analyzed: 05/27/2015 17:00

Soil Aliquot Vol: Dilution Factor: 1

Soil Extract Vol.: GC Column: DB-624 ID: 0.53(mm)

% Moisture: Level: (low/med) Low

Analysis Batch No.: 88791 Units: ug/L

CAS NO.	COMPOUND NAME	RESULT	Q	LOQ	LOD	DL
104-51-8	n-Butylbenzene	0.40	U	1.0	0.40	0.20
96-12-8	1,2-Dibromo-3-Chloropropane	0.40	U Q	1.0	0.40	0.24
120-82-1	1,2,4-Trichlorobenzene	0.40	U	1.0	0.40	0.21
87-68-3	Hexachlorobutadiene	0.40	U	1.0	0.40	0.29
91-20-3	Naphthalene	0.40	U Q	1.0	0.40	0.31
87-61-6	1,2,3-Trichlorobenzene	0.40	U	1.0	0.40	0.26

CAS NO.	SURROGATE	%REC	Q	LIMITS
17060-07-0	1,2-Dichloroethane-d4 (Surr)	105		80-120
2037-26-5	Toluene-d8 (Surr)	104		80-120
460-00-4	4-Bromofluorobenzene	106		80-125
1868-53-7	Dibromofluoromethane (Surr)	107		50-150

TestAmerica Burlington
Target Compound Quantitation Report

Data File: \\BTV-LIMS1\ChromData\CHL.i\20150527-13776.b\13776_11.D
Lims ID: 200-28023-A-2 Lab Sample ID: 200-28023-2
Client ID: IRRIGATION #3
Sample Type: Client
Inject. Date: 27-May-2015 17:00:30 ALS Bottle#: 10 Worklist Smp#: 10
Purge Vol: 5.000 mL Dil. Factor: 1.0000
Sample Info: 200-0013776-010
Misc. Info.: 1,5
Operator ID: NEA Instrument ID: CHL.i

Method: \\BTV-LIMS1\ChromData\CHL.i\20150527-13776.b\8260_L_W_Ver.2.m
Limit Group: VM_8260C_Limits
Last Update: 29-May-2015 11:22:59 Calib Date: 20-May-2015 15:58:30
Integrator: RTE ID Type: Deconvolution ID
Quant Method: Internal Standard Quant By: Initial Calibration
Last ICal File: \\BTV-LIMS1\ChromData\CHL.i\20150520-13688.b\13688_09.D

Column 1 : DB-624 (0.53 mm) Det: MS SCAN
Process Host: XAWRK030

First Level Reviewer: archern Date: 28-May-2015 13:35:06

Compound	Sig	RT (min.)	Adj RT (min.)	Dlt RT (min.)	Q	Response	OnCol Amt ug/l	Flags
1 Dichlorodifluoromethane	85		2.628				ND	
2 Chloromethane	50		2.885				ND	
3 Vinyl chloride	62		3.033				ND	
6 Bromomethane	94		3.517				ND	
7 Chloroethane	64		3.685				ND	
9 Trichlorofluoromethane	101		4.090				ND	
13 1,1-Dichloroethene	96		4.949				ND	
14 1,1,2-Trichloro-1,2,2-trif	101		4.959				ND	
15 Acetone	43	5.067	5.048	0.019	96	3381	0.1402	
16 Iodomethane	142	5.195	5.196	-0.001	26	1770	0.0298	7
17 Carbon disulfide	76	5.324	5.305	0.019	96	18337	0.1212	
19 Methyl acetate	74		5.601				ND	
20 Methylene Chloride	84	5.778	5.759	0.019	97	79563	0.1137	
* 21 TBA-d9 (IS)	65	5.867	5.838	0.029	97	2248464	500.0	
24 trans-1,2-Dichloroethene	96		6.233				ND	
25 Methyl tert-butyl ether	73		6.253				ND	
S 26 1,2-Dichloroethene, Total	96				0		0.2788	
28 1,1-Dichloroethane	63		6.935				ND	
29 Vinyl acetate	86		7.053				ND	
* 33 2-Butanone-d5	46	7.862	7.843	0.019	98	3164939	125.0	
34 2,2-Dichloropropane	41		7.912				ND	
35 cis-1,2-Dichloroethene	96	7.941	7.922	0.019	92	16389	0.2788	
36 2-Butanone (MEK)	72		7.962				ND	
39 Chlorobromomethane	128		8.327				ND	
40 Tetrahydrofuran	42		8.456				ND	
41 Chloroform	83	8.495	8.475	0.020	90	7062	0.0675	7
$ 42 Dibromofluoromethane (Surr	113	8.751	8.732	0.019	89	2318983	26.7	7
43 1,1,1-Trichloroethane	97		8.792				ND	
44 Cyclohexane	56		8.910				ND	
45 1,1-Dichloropropene	75		9.078				ND	
46 Carbon tetrachloride	117		9.088				ND	

Compound	Sig	RT (min.)	Adj RT (min.)	Dlt RT (min.)	Q	Response	OnCol Amt ug/l	Flags
47 Isobutyl alcohol	43		9.295				ND	
$ 48 1,2-Dichloroethane-d4 (Sur	65	9.324	9.325	-0.001	79	1122216	26.3	
49 Benzene	78	9.423	9.434	-0.011	1	2154	0.0131	7
50 1,2-Dichloroethane	62		9.453				ND	
* 52 Fluorobenzene	96	9.917	9.908	0.009	98	4668510	25.0	
54 Trichloroethene	95		10.570				ND	
55 Methylcyclohexane	83		10.905				ND	
56 1,2-Dichloropropane	63		10.945				ND	
* 57 1,4-Dioxane-d8	96	11.102	11.103	-0.001	27	193165	500.0	
58 Dibromomethane	93		11.152				ND	
60 1,4-Dioxane	88		11.202				ND	
61 Dichlorobromomethane	83		11.429				ND	
62 2-Chloroethyl vinyl ether	63		12.002				ND	
63 cis-1,3-Dichloropropene	75		12.249				ND	
64 4-Methyl-2-pentanone (MIBK	43		12.525				ND	
$ 65 Toluene-d8 (Surr)	98	12.742	12.753	-0.011	99	3924110	25.9	
66 Toluene	92	12.870	12.871	-0.001	36	3989	0.0370	7
67 trans-1,3-Dichloropropene	75		13.276				ND	
69 1,1,2-Trichloroethane	83		13.612				ND	
70 Tetrachloroethene	166		13.928				ND	
71 1,3-Dichloropropane	76		13.948				ND	
72 2-Hexanone	43		14.145				ND	
73 Chlorodibromomethane	129	14.382	14.402	-0.020	1	692	0.007839	7
74 Ethylene Dibromide	107		14.639				ND	
* 75 Chlorobenzene-d5	117	15.656	15.657	-0.001	89	3623710	25.0	
76 Chlorobenzene	112		15.726				ND	
77 1,1,1,2-Tetrachloroethane	131		15.894				ND	
78 Ethylbenzene	91		15.983				ND	
79 m-Xylene & p-Xylene	106	16.298	16.269	0.029	77	582	0.007680	7
S 80 Xylenes, Total	106				0		0.0130	7
81 o-Xylene	106	17.207	17.198	0.009	1	393	0.005354	7
82 Styrene	104	17.256	17.227	0.029	1	3138	0.0290	7
83 Bromoform	173		17.622				ND	
84 Isopropylbenzene	105		18.037				ND	
$ 85 4-Bromofluorobenzene	95	18.323	18.314	0.009	87	2549370	26.4	
86 Bromobenzene	156	18.580	18.571	0.010	73	1354	0.0197	7
87 1,1,2,2-Tetrachloroethane	83		18.580				ND	
88 1,2,3-Trichloropropane	110		18.650				ND	
90 N-Propylbenzene	120		18.788				ND	
91 2-Chlorotoluene	126	18.916	18.906	0.010	1	475	0.009768	7
92 1,3,5-Trimethylbenzene	105	19.064	19.064	0.000	9	1737	0.0120	7
93 4-Chlorotoluene	126	19.083	19.064	0.019	87	1287	0.0262	7
94 tert-Butylbenzene	119	19.528	19.509	0.019	1	2345	0.0149	7
95 1,2,4-Trimethylbenzene	105	19.587	19.578	0.009	88	4008	0.0285	7
96 sec-Butylbenzene	105	19.814	19.805	0.009	1	5017	0.0237	7
97 1,3-Dichlorobenzene	146	19.933	19.934	-0.001	91	4315	0.0411	7
98 4-Isopropyltoluene	119		19.993				ND	
* 99 1,4-Dichlorobenzene-d4	152	20.012	20.003	0.009	97	1911501	25.0	
100 1,4-Dichlorobenzene	146		20.032				ND	
101 n-Butylbenzene	91	20.466	20.467	-0.001	89	5815	0.0408	7
102 1,2-Dichlorobenzene	146	20.476	20.467	0.009	88	3497	0.0359	7
103 1,2-Dibromo-3-Chloropropan	75		21.257				ND	

Compound	Sig	RT (min.)	Adj RT (min.)	Dlt RT (min.)	Q	Response	OnCol Amt ug/l	Flags
104 1,2,4-Trichlorobenzene	180	22.106	22.087	0.019	81	3594	0.0572	7
105 Hexachlorobutadiene	225		22.265				ND	
106 Naphthalene	128	22.363	22.354	0.009	95	11259	0.1209	
107 1,2,3-Trichlorobenzene	180	22.639	22.610	0.029	1	1215	0.0226	7

QC Flag Legend

Processing Flags

7 - Failed Limit of Detection

Reagents:

8260SScorp_00013	Amount Added:	2.50	Units: uL	
8260IScorp._00015	Amount Added:	2.50	Units: uL	Run Reagent

Report Date: 29-May-2015 11:23:11 Chrom Revision: 2.2 05-May-2015 11:39:10

TestAmerica Burlington

Data File:	\\BTV-LIMS1\ChromData\CHL.i\20150527-13776.b\13776_11.D				
Injection Date:	27-May-2015 17:00:30	Instrument ID:	CHL.i	Operator ID:	NEA
Lims ID:	200-28023-A-2	Lab Sample ID:	200-28023-2	Worklist Smp#:	10
Client ID:	IRRIGATION #3				
Purge Vol:	5.000 mL	Dil. Factor:	1.0000	ALS Bottle#:	10
Method:	8260_L_W_Ver.2	Limit Group:	VM_8260C_Limits		

Column: DB-624 (0.53 mm)

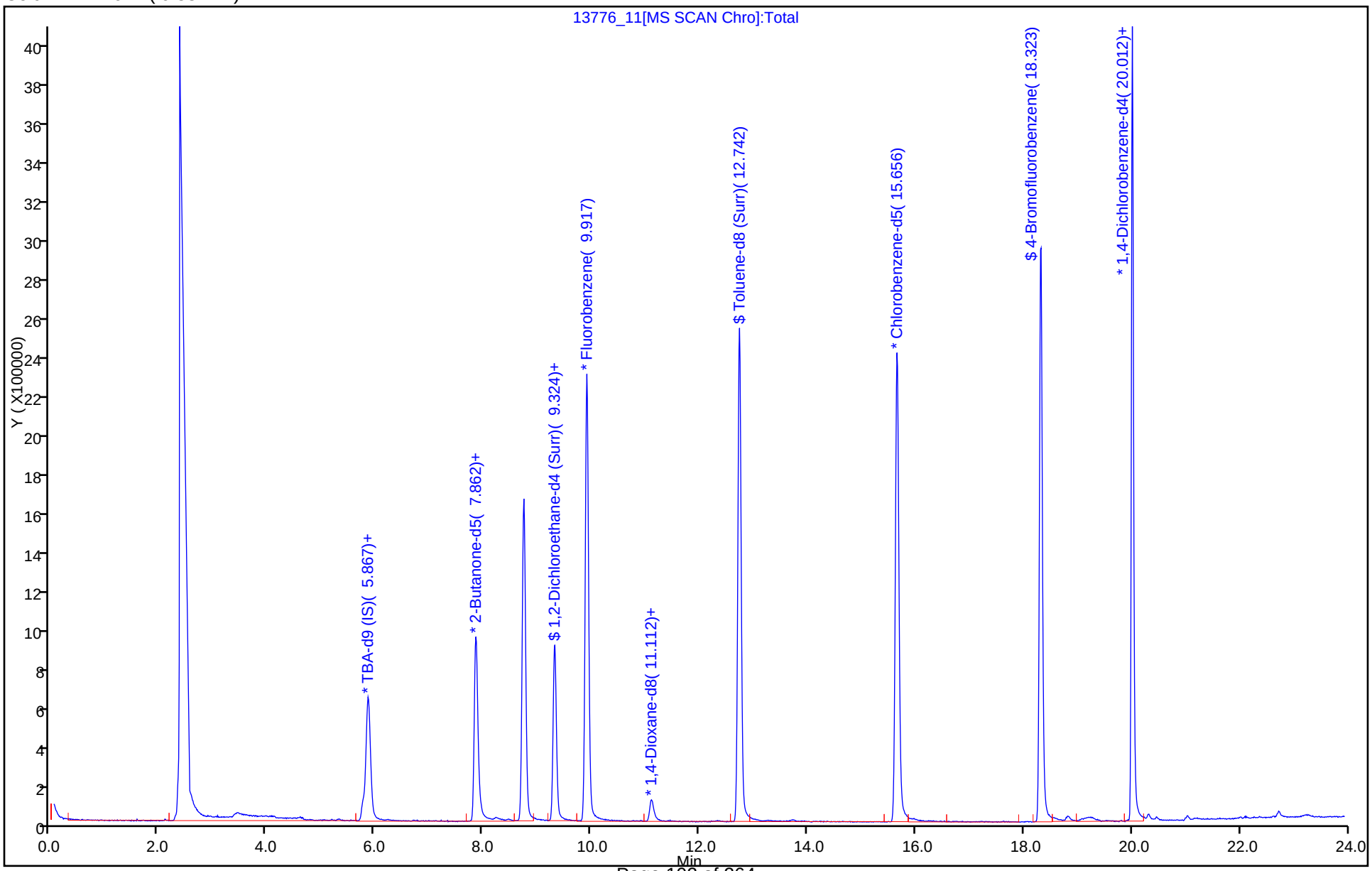

Report Date: 29-May-2015 11:23:12 Chrom Revision: 2.2 05-May-2015 11:39:10

TestAmerica Burlington

Data File: \\BTV-LIMS1\ChromData\CHL.i\20150527-13776.b\13776_11.D

Injection Date:	27-May-2015 17:00:30	Instrument ID:	CHL.i		
Lims ID:	200-28023-A-2	Lab Sample ID:	200-28023-2		
Client ID:	IRRIGATION #3				
Operator ID:	NEA	ALS Bottle#:	10	Worklist Smp#:	10
Purge Vol:	5.000 mL	Dil. Factor:	1.0000		
Method:	8260_L_W_Ver.2	Limit Group:	VM_8260C_Limits		
Column:	DB-624 (0.53 mm)	Detector	MS SCAN		

35 cis-1,2-Dichloroethene, CAS: 156-59-2

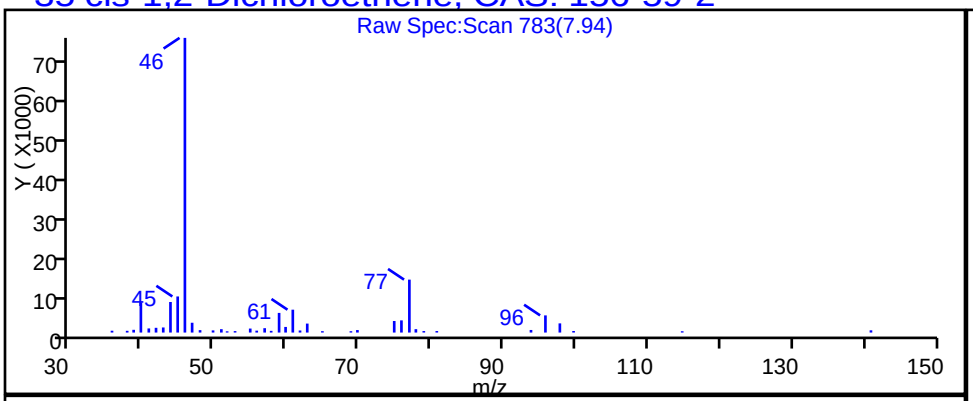

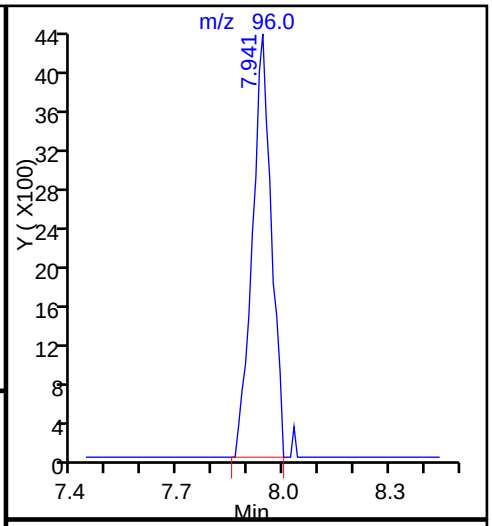

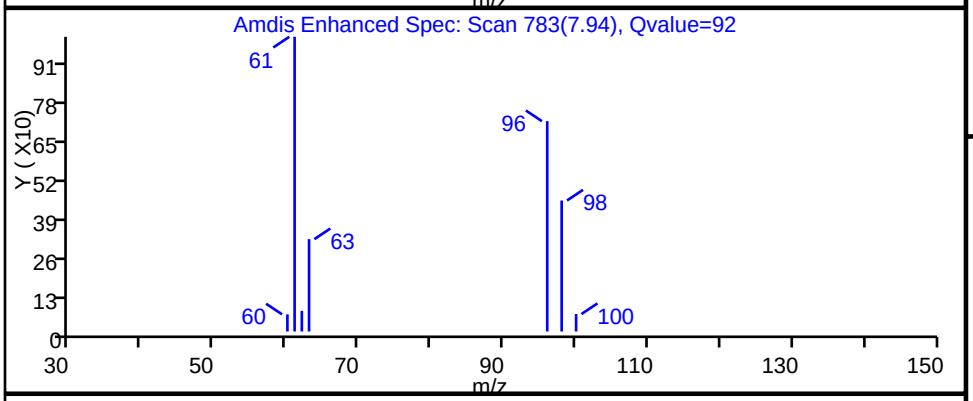

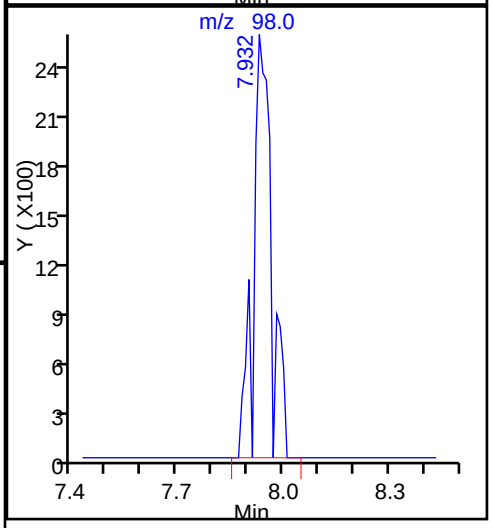

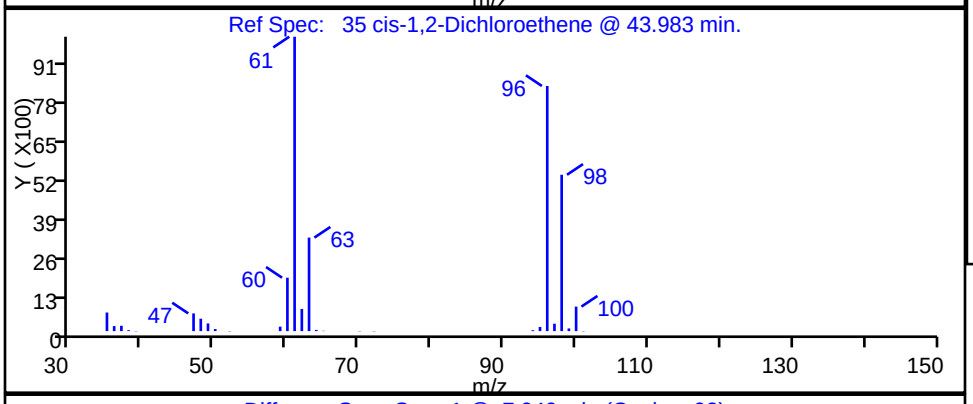

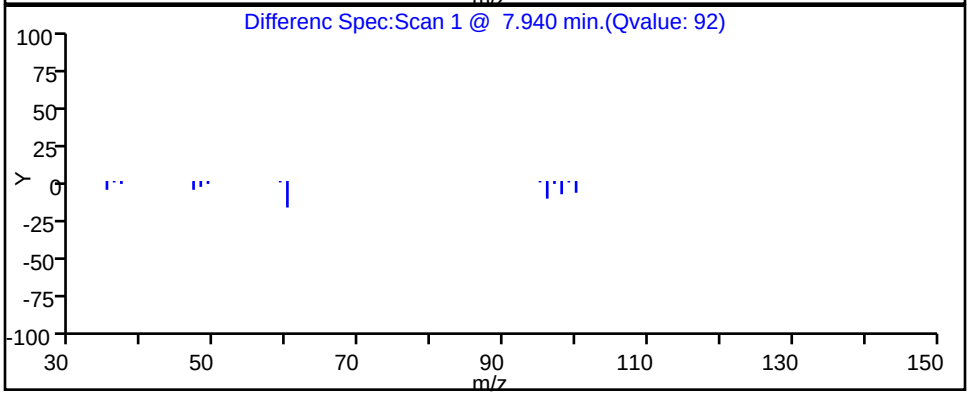

FORM I
GC/MS VOA ORGANICS ANALYSIS DATA SHEET

Lab Name: TestAmerica Burlington | Job No.: 200-28023-1

SDG No.: 200-28023

Client Sample ID: IRRIGATION #4 | Lab Sample ID: 200-28023-3

Matrix: Water | Lab File ID: 13776_12.D

Analysis Method: 8260C | Date Collected: 05/18/2015 09:55

Sample wt/vol: 5(mL) | Date Analyzed: 05/27/2015 17:34

Soil Aliquot Vol: | Dilution Factor: 1

Soil Extract Vol.: | GC Column: DB-624 ID: 0.53(mm)

% Moisture: | Level: (low/med) Low

Analysis Batch No.: 88791 | Units: ug/L

CAS NO.	COMPOUND NAME	RESULT	Q	LOQ	LOD	DL
75-71-8	Dichlorodifluoromethane	0.40	U	1.0	0.40	0.27
74-87-3	Chloromethane	0.40	U	1.0	0.40	0.34
75-01-4	Vinyl chloride	0.40	U	1.0	0.40	0.23
74-83-9	Bromomethane	0.40	U Q	1.0	0.40	0.34
75-00-3	Chloroethane	0.40	U	1.0	0.40	0.37
75-69-4	Trichlorofluoromethane	0.40	U	1.0	0.40	0.30
75-35-4	1,1-Dichloroethene	0.40	U	1.0	0.40	0.19
76-13-1	1,1,2-Trichloro-1,2,2-trifl uoroethane	0.40	U	1.0	0.40	0.24
67-64-1	Acetone	1.9	U Q M	5.0	1.9	1.7
74-88-4	Iodomethane	0.40	U	1.0	0.40	0.23
75-15-0	Carbon disulfide	0.40	U	1.0	0.40	0.21
79-20-9	Methyl acetate	1.9	U	5.0	1.9	0.87
75-09-2	Methylene Chloride	0.40	U	1.0	0.40	0.23
156-60-5	trans-1,2-Dichloroethene	0.40	U	1.0	0.40	0.23
540-59-0	1,2-Dichloroethene, Total	0.40	U	2.0	0.40	0.22
1634-04-4	Methyl tert-butyl ether	0.40	U	1.0	0.40	0.21
75-34-3	1,1-Dichloroethane	0.40	U	1.0	0.40	0.21
108-05-4	Vinyl acetate	0.80	U Q J	5.0	0.80	0.53
594-20-7	2,2-Dichloropropane	0.80	U	1.0	0.80	0.47
156-59-2	cis-1,2-Dichloroethene	0.40	U	1.0	0.40	0.22
78-93-3	2-Butanone (MEK)	1.9	U	5.0	1.9	1.3
74-97-5	Chlorobromomethane	0.40	U	1.0	0.40	0.26
109-99-9	Tetrahydrofuran	1.6	U Q J	2.0	1.6	0.94
67-66-3	Chloroform	0.40	U	1.0	0.40	0.20
71-55-6	1,1,1-Trichloroethane	0.40	U	1.0	0.40	0.20
110-82-7	Cyclohexane	0.40	U	1.0	0.40	0.22
563-58-6	1,1-Dichloropropene	0.40	U	1.0	0.40	0.19
56-23-5	Carbon tetrachloride	0.40	U Q J	1.0	0.40	0.22
78-83-1	Isobutyl alcohol	9.7	U Q J	50	9.7	9.0
71-43-2	Benzene	0.40	U	1.0	0.40	0.19
107-06-2	1,2-Dichloroethane	0.40	U	1.0	0.40	0.19
79-01-6	Trichloroethene	0.40	U	1.0	0.40	0.18
108-87-2	Methylcyclohexane	0.40	U	1.0	0.40	0.20
78-87-5	1,2-Dichloropropane	0.40	U	1.0	0.40	0.24
74-95-3	Dibromomethane	0.40	U	1.0	0.40	0.24

FORM I
GC/MS VOA ORGANICS ANALYSIS DATA SHEET

Lab Name: TestAmerica Burlington | Job No.: 200-28023-1

SDG No.: 200-28023

Client Sample ID: IRRIGATION #4 | Lab Sample ID: 200-28023-3

Matrix: Water | Lab File ID: 13776_12.D

Analysis Method: 8260C | Date Collected: 05/18/2015 09:55

Sample wt/vol: 5(mL) | Date Analyzed: 05/27/2015 17:34

Soil Aliquot Vol: | Dilution Factor: 1

Soil Extract Vol.: | GC Column: DB-624 ID: 0.53(mm)

% Moisture: | Level: (low/med) Low

Analysis Batch No.: 88791 | Units: ug/L

CAS NO.	COMPOUND NAME	RESULT	Q	LOQ	LOD	DL
123-91-1	1,4-Dioxane	16	U	40	16	6.2
75-27-4	Dichlorobromomethane	0.40	U	1.0	0.40	0.20
110-75-8	2-Chloroethyl vinyl ether	0.40	U Q J	1.0	0.40	0.18
10061-01-5	cis-1,3-Dichloropropene	0.40	U	1.0	0.40	0.22
108-10-1	4-Methyl-2-pentanone (MIBK)	1.9	U	5.0	1.9	0.82
108-88-3	Toluene	0.40	U	1.0	0.40	0.22
10061-02-6	trans-1,3-Dichloropropene	0.40	U Q	1.0	0.40	0.26
79-00-5	1,1,2-Trichloroethane	0.40	U	1.0	0.40	0.24
127-18-4	Tetrachloroethene	0.40	U	1.0	0.40	0.22
142-28-9	1,3-Dichloropropane	0.40	U	1.0	0.40	0.20
591-78-6	2-Hexanone	1.9	U	5.0	1.9	1.2
124-48-1	Chlorodibromomethane	0.40	U	1.0	0.40	0.22
106-93-4	Ethylene Dibromide	0.40	U	1.0	0.40	0.22
108-90-7	Chlorobenzene	0.40	U	1.0	0.40	0.18
630-20-6	1,1,1,2-Tetrachloroethane	0.40	U	1.0	0.40	0.20
100-41-4	Ethylbenzene	0.40	U	1.0	0.40	0.20
179601-23-1	m-Xylene & p-Xylene	0.40	U	1.0	0.40	0.21
95-47-6	o-Xylene	0.40	U	1.0	0.40	0.23
1330-20-7	Xylenes, Total	0.40	U	2.0	0.40	0.21
100-42-5	Styrene	0.40	U	1.0	0.40	0.26
75-25-2	Bromoform	0.40	U Q	1.0	0.40	0.23
98-82-8	Isopropylbenzene	0.40	U	1.0	0.40	0.22
108-86-1	Bromobenzene	0.40	U	1.0	0.40	0.21
79-34-5	1,1,2,2-Tetrachloroethane	0.40	U	1.0	0.40	0.27
96-18-4	1,2,3-Trichloropropane	0.40	U	1.0	0.40	0.29
103-65-1	N-Propylbenzene	0.40	U	1.0	0.40	0.19
95-49-8	2-Chlorotoluene	0.40	U	1.0	0.40	0.23
106-43-4	4-Chlorotoluene	0.40	U	1.0	0.40	0.26
108-67-8	1,3,5-Trimethylbenzene	0.40	U	1.0	0.40	0.22
98-06-6	tert-Butylbenzene	0.40	U	1.0	0.40	0.20
95-63-6	1,2,4-Trimethylbenzene	0.40	U	1.0	0.40	0.21
135-98-8	sec-Butylbenzene	0.40	U	1.0	0.40	0.21
99-87-6	4-Isopropyltoluene	0.40	U	1.0	0.40	0.22
541-73-1	1,3-Dichlorobenzene	0.40	U	1.0	0.40	0.20
106-46-7	1,4-Dichlorobenzene	0.40	U	1.0	0.40	0.26
95-50-1	1,2-Dichlorobenzene	0.40	U	1.0	0.40	0.23

FORM I
GC/MS VOA ORGANICS ANALYSIS DATA SHEET

Lab Name: TestAmerica Burlington Job No.: 200-28023-1

SDG No.: 200-28023

Client Sample ID: IRRIGATION #4 Lab Sample ID: 200-28023-3

Matrix: Water Lab File ID: 13776_12.D

Analysis Method: 8260C Date Collected: 05/18/2015 09:55

Sample wt/vol: 5(mL) Date Analyzed: 05/27/2015 17:34

Soil Aliquot Vol: Dilution Factor: 1

Soil Extract Vol.: GC Column: DB-624 ID: 0.53(mm)

% Moisture: Level: (low/med) Low

Analysis Batch No.: 88791 Units: ug/L

CAS NO.	COMPOUND NAME	RESULT	Q	LOQ	LOD	DL
104-51-8	n-Butylbenzene	0.40	U	1.0	0.40	0.20
96-12-8	1,2-Dibromo-3-Chloropropane	0.40	U Q J	1.0	0.40	0.24
120-82-1	1,2,4-Trichlorobenzene	0.40	U	1.0	0.40	0.21
87-68-3	Hexachlorobutadiene	0.40	U	1.0	0.40	0.29
91-20-3	Naphthalene	0.40	U Q J	1.0	0.40	0.31
87-61-6	1,2,3-Trichlorobenzene	0.40	U J	1.0	0.40	0.26

CAS NO.	SURROGATE	%REC	Q	LIMITS
17060-07-0	1,2-Dichloroethane-d4 (Surr)	106		80-120
2037-26-5	Toluene-d8 (Surr)	106		80-120
460-00-4	4-Bromofluorobenzene	109		80-125
1868-53-7	Dibromofluoromethane (Surr)	109		50-150

TestAmerica Burlington
Target Compound Quantitation Report

Data File: \\BTV-LIMS1\ChromData\CHL.i\20150527-13776.b\13776_12.D
Lims ID: 200-28023-A-3 Lab Sample ID: 200-28023-3
Client ID: IRRIGATION #4
Sample Type: Client
Inject. Date: 27-May-2015 17:34:30 ALS Bottle#: 11 Worklist Smp#: 11
Purge Vol: 5.000 mL Dil. Factor: 1.0000
Sample Info: 200-0013776-011
Misc. Info.: 1,5
Operator ID: NEA Instrument ID: CHL.i

Method: \\BTV-LIMS1\ChromData\CHL.i\20150527-13776.b\8260_L_W_Ver.2.m
Limit Group: VM_8260C_Limits
Last Update: 29-May-2015 11:22:59 Calib Date: 20-May-2015 15:58:30
Integrator: RTE ID Type: Deconvolution ID
Quant Method: Internal Standard Quant By: Initial Calibration
Last ICal File: \\BTV-LIMS1\ChromData\CHL.i\20150520-13688.b\13688_09.D

Column 1 : DB-624 (0.53 mm) Det: MS SCAN
Process Host: XAWRK030

First Level Reviewer: archern Date: 28-May-2015 13:40:06

	Compound	Sig	RT (min.)	Adj RT (min.)	Dlt RT (min.)	Q	Response	OnCol Amt ug/l	Flags
	1 Dichlorodifluoromethane	85		2.628				ND	
	2 Chloromethane	50		2.885				ND	
	3 Vinyl chloride	62		3.033				ND	
	6 Bromomethane	94		3.517				ND	
	7 Chloroethane	64		3.685				ND	
	9 Trichlorofluoromethane	101		4.090				ND	
	13 1,1-Dichloroethene	96		4.949				ND	
	14 1,1,2-Trichloro-1,2,2-trif	101		4.959				ND	
	15 Acetone	43	5.040	5.048	-0.008	40	10716	0.4585	M
	16 Iodomethane	142	5.208	5.196	0.012	82	4165	0.0700	7
	17 Carbon disulfide	76	5.307	5.305	0.002	96	14754	0.0972	7
	19 Methyl acetate	74		5.601				ND	
	20 Methylene Chloride	84	5.761	5.759	0.002	97	79710	0.1118	
*	21 TBA-d9 (IS)	65	5.860	5.838	0.022	97	2216535	500.0	
	24 trans-1,2-Dichloroethene	96		6.233				ND	
	25 Methyl tert-butyl ether	73		6.253				ND	
S	26 1,2-Dichloroethene, Total	96		6.390				ND	
	28 1,1-Dichloroethane	63		6.935				ND	
	29 Vinyl acetate	86		7.053				ND	
*	33 2-Butanone-d5	46	7.855	7.843	0.012	98	3067845	125.0	
	34 2,2-Dichloropropane	41		7.912				ND	
	35 cis-1,2-Dichloroethene	96		7.922				ND	
	36 2-Butanone (MEK)	72		7.962				ND	
	39 Chlorobromomethane	128		8.327				ND	
	40 Tetrahydrofuran	42		8.456				ND	
	41 Chloroform	83	8.478	8.475	0.003	1	1488	0.0142	7
$	42 Dibromofluoromethane (Surr	113	8.744	8.732	0.012	88	2375214	27.3	7
	43 1,1,1-Trichloroethane	97		8.792				ND	
	44 Cyclohexane	56		8.910				ND	
	45 1,1-Dichloropropene	75		9.078				ND	
	46 Carbon tetrachloride	117		9.088				ND	

Compound	Sig	RT (min.)	Adj RT (min.)	Dlt RT (min.)	Q	Response	OnCol Amt ug/l	Flags
47 Isobutyl alcohol	43		9.295				ND	
$ 48 1,2-Dichloroethane-d4 (Sur	65	9.317	9.325	-0.008	80	1133916	26.5	
49 Benzene	78	9.436	9.434	0.002	1	3723	0.0226	7
50 1,2-Dichloroethane	62		9.453				ND	
* 52 Fluorobenzene	96	9.910	9.908	0.002	99	4683243	25.0	
54 Trichloroethene	95		10.570				ND	
55 Methylcyclohexane	83		10.905				ND	
56 1,2-Dichloropropane	63		10.945				ND	
* 57 1,4-Dioxane-d8	96	11.115	11.103	0.012	27	196217	500.0	
58 Dibromomethane	93		11.152				ND	
60 1,4-Dioxane	88		11.202				ND	
61 Dichlorobromomethane	83		11.429				ND	
62 2-Chloroethyl vinyl ether	63		12.002				ND	
63 cis-1,3-Dichloropropene	75		12.249				ND	
64 4-Methyl-2-pentanone (MIBK	43		12.525				ND	
$ 65 Toluene-d8 (Surr)	98	12.745	12.753	-0.008	98	3996748	26.5	
66 Toluene	92	12.863	12.871	-0.008	95	3375	0.0314	7
67 trans-1,3-Dichloropropene	75		13.276				ND	
69 1,1,2-Trichloroethane	83		13.612				ND	
70 Tetrachloroethene	166	13.940	13.928	0.012	1	885	0.0104	7
71 1,3-Dichloropropane	76		13.948				ND	
72 2-Hexanone	43		14.145				ND	
73 Chlorodibromomethane	129	14.394	14.402	-0.008	1	998	0.0114	7
74 Ethylene Dibromide	107		14.639				ND	
* 75 Chlorobenzene-d5	117	15.659	15.657	0.002	89	3605665	25.0	
76 Chlorobenzene	112		15.726				ND	
77 1,1,1,2-Tetrachloroethane	131		15.894				ND	
78 Ethylbenzene	91		15.983				ND	
79 m-Xylene & p-Xylene	106	16.291	16.269	0.022	1	666	0.008832	7
S 80 Xylenes, Total	106				0		0.008832	7
81 o-Xylene	106		17.198				ND	
82 Styrene	104	17.239	17.227	0.012	6	2232	0.0208	7
83 Bromoform	173		17.622				ND	
84 Isopropylbenzene	105		18.037				ND	
$ 85 4-Bromofluorobenzene	95	18.316	18.314	0.002	87	2584375	27.3	
86 Bromobenzene	156		18.571				ND	
87 1,1,2,2-Tetrachloroethane	83		18.580				ND	
88 1,2,3-Trichloropropane	110		18.650				ND	
90 N-Propylbenzene	120		18.788				ND	
91 2-Chlorotoluene	126		18.906				ND	
92 1,3,5-Trimethylbenzene	105	19.076	19.064	0.012	66	3198	0.0224	7
93 4-Chlorotoluene	126	19.076	19.064	0.012	89	744	0.0154	7
94 tert-Butylbenzene	119	19.521	19.509	0.012	7	2529	0.0163	7
95 1,2,4-Trimethylbenzene	105	19.580	19.578	0.002	14	4310	0.0312	7
96 sec-Butylbenzene	105		19.805				ND	
97 1,3-Dichlorobenzene	146	19.936	19.934	0.002	1	4678	0.0454	7
98 4-Isopropyltoluene	119		19.993				ND	
* 99 1,4-Dichlorobenzene-d4	152	20.015	20.003	0.012	97	1876384	25.0	
100 1,4-Dichlorobenzene	146		20.032				ND	
101 n-Butylbenzene	91	20.469	20.467	0.002	94	5054	0.0361	7
102 1,2-Dichlorobenzene	146	20.469	20.467	0.002	86	3335	0.0348	7
103 1,2-Dibromo-3-Chloropropan	75		21.257				ND	

Compound	Sig	RT (min.)	Adj RT (min.)	Dlt RT (min.)	Q	Response	OnCol Amt ug/l	Flags
104 1,2,4-Trichlorobenzene	180	22.099	22.087	0.012	80	3210	0.0521	7
105 Hexachlorobutadiene	225		22.265				ND	
106 Naphthalene	128	22.366	22.354	0.012	93	11825	0.1293	
107 1,2,3-Trichlorobenzene	180	22.622	22.610	0.012	73	2926	0.0554	7

QC Flag Legend

Processing Flags

7 - Failed Limit of Detection

Review Flags

M - Manually Integrated

Reagents:

8260SScorp_00013	Amount Added:	2.50	Units: uL	
8260IScorp._00015	Amount Added:	2.50	Units: uL	Run Reagent

Report Date: 29-May-2015 11:23:13 Chrom Revision: 2.2 05-May-2015 11:39:10

TestAmerica Burlington

Data File: \\BTV-LIMS1\ChromData\CHL.i\20150527-13776.b\13776_12.D

Injection Date:	27-May-2015 17:34:30	Instrument ID:	CHL.i	Operator ID:	NEA
Lims ID:	200-28023-A-3	Lab Sample ID:	200-28023-3	Worklist Smp#:	11
Client ID:	IRRIGATION #4				
Purge Vol:	5.000 mL	Dil. Factor:	1.0000	ALS Bottle#:	11
Method:	8260_L_W_Ver.2	Limit Group:	VM_8260C_Limits		

Column: DB-624 (0.53 mm)

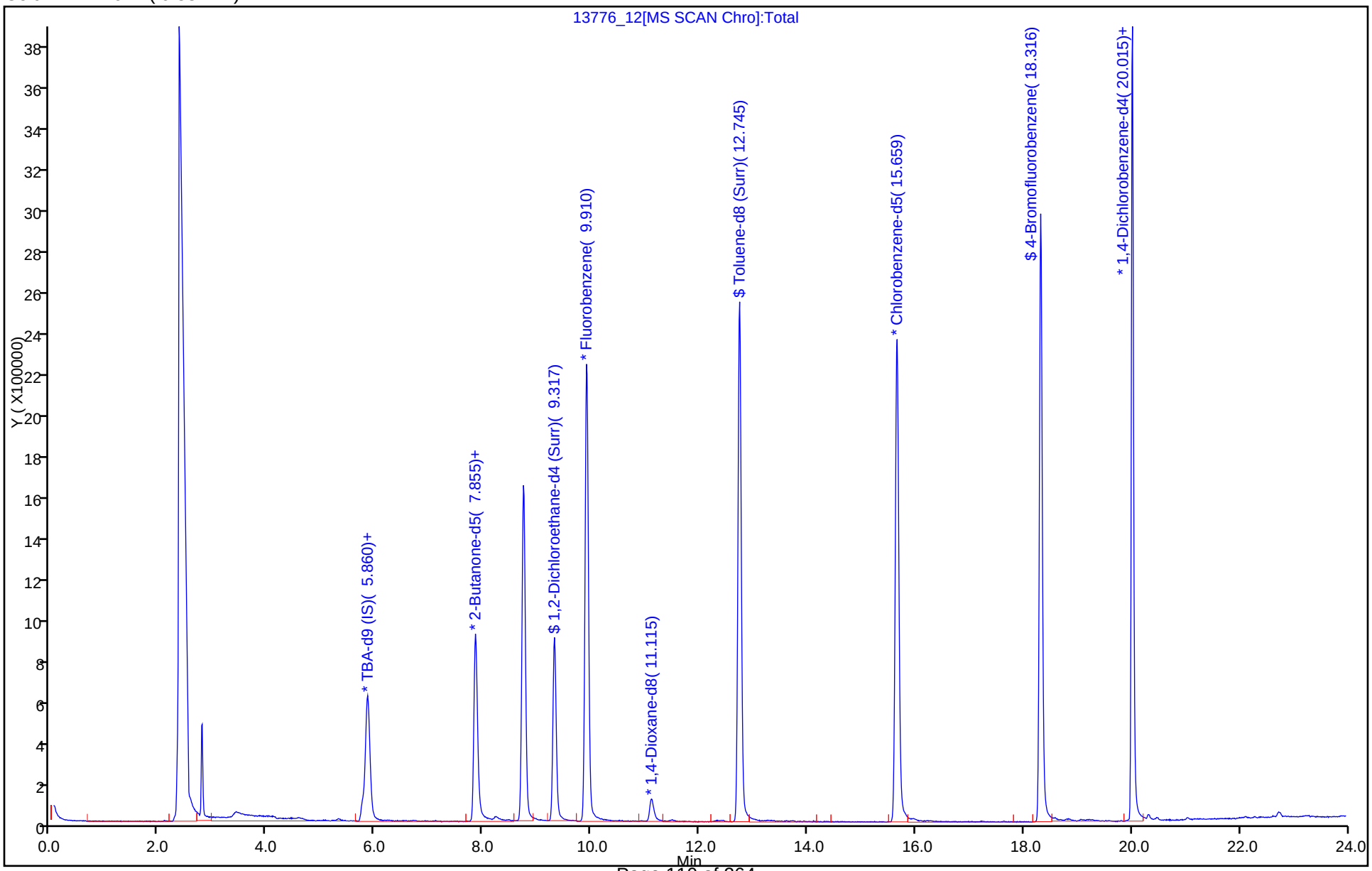

Manual Integration/User Assign Peak Report

TestAmerica Burlington

Data File:	\\BTV-LIMS1\ChromData\CHL.i\20150527-13776.b\13776_12.D				
Injection Date:	27-May-2015 17:34:30	Instrument ID:	CHL.i		
Lims ID:	200-28023-A-3	Lab Sample ID:	200-28023-3		
Client ID:	IRRIGATION #4				
Operator ID:	NEA	ALS Bottle#:	11	Worklist Smp#:	11
Purge Vol:	5.000 mL	Dil. Factor:	1.0000		
Method:	8260_L_W_Ver.2	Limit Group:	VM_8260C_Limits		
Column:	DB-624 (0.53 mm)	Detector	MS SCAN		

15 Acetone, CAS: 67-64-1

Processing Integration Results

RT: 5.04
Area: 4698
Amount: 0.201008
Amount Units: ug/l

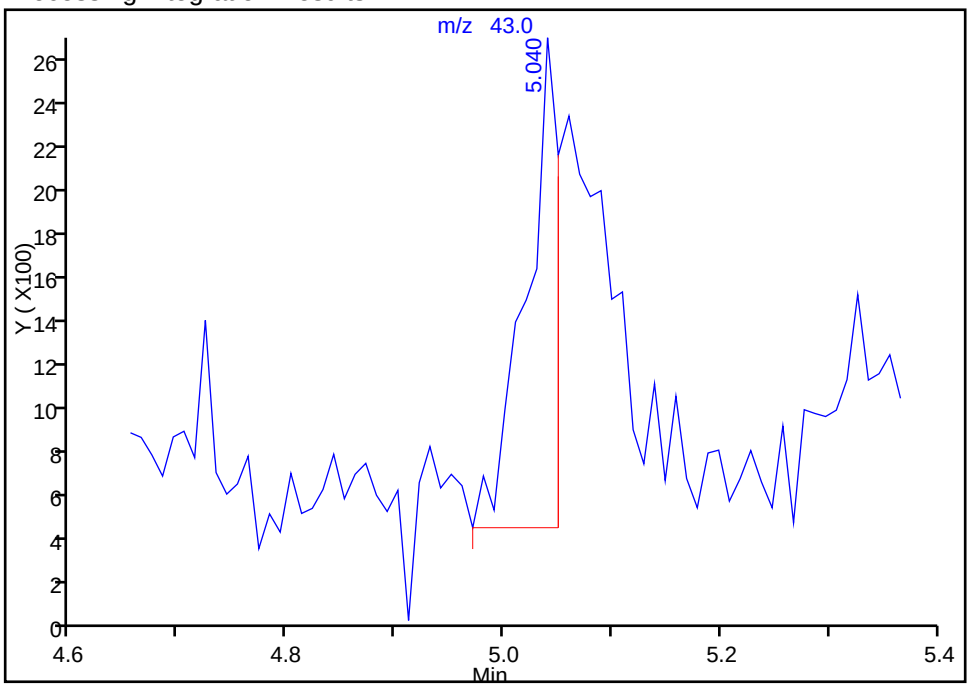

Manual Integration Results

RT: 5.04
Area: 10716
Amount: 0.458494
Amount Units: ug/l

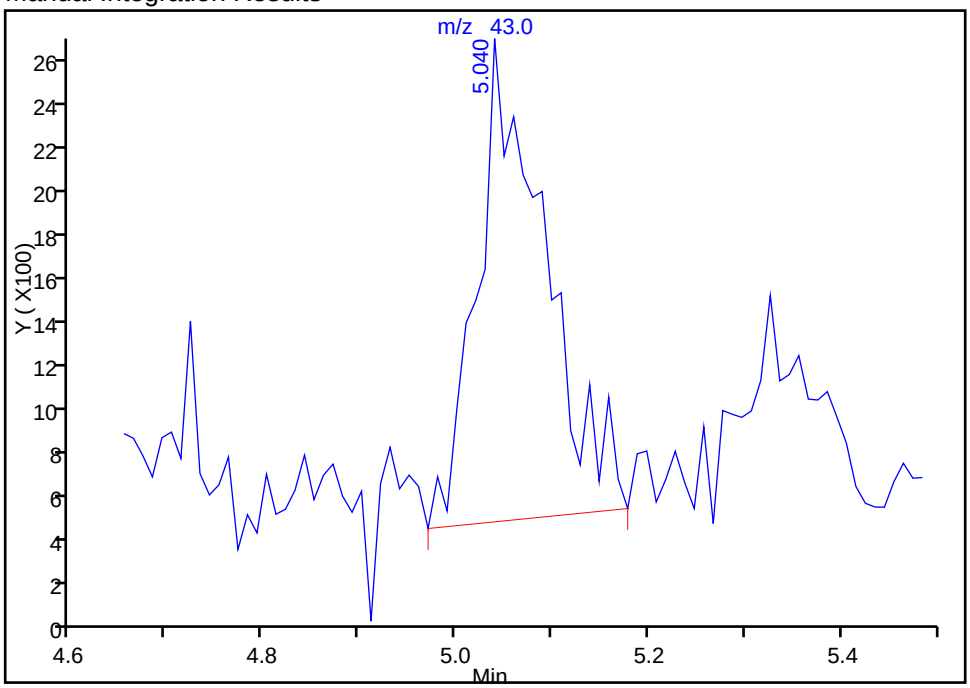

Reviewer: archern, 28-May-2015 13:40:06
Audit Action: Manually Integrated
Audit Reason: Baseline Event

FORM I
GC/MS VOA ORGANICS ANALYSIS DATA SHEET

Lab Name: TestAmerica Burlington | Job No.: 200-28023-1

SDG No.: 200-28023

Client Sample ID: IRRIGATION #5 | Lab Sample ID: 200-28023-4

Matrix: Water | Lab File ID: 13776_13.D

Analysis Method: 8260C | Date Collected: 05/18/2015 15:00

Sample wt/vol: 5(mL) | Date Analyzed: 05/27/2015 18:08

Soil Aliquot Vol: | Dilution Factor: 1

Soil Extract Vol.: | GC Column: DB-624 ID: 0.53(mm)

% Moisture: | Level: (low/med) Low

Analysis Batch No.: 88791 | Units: ug/L

CAS NO.	COMPOUND NAME	RESULT	Q	LOQ	LOD	DL
75-71-8	Dichlorodifluoromethane	0.40	U	1.0	0.40	0.27
74-87-3	Chloromethane	0.40	U	1.0	0.40	0.34
75-01-4	Vinyl chloride	0.40	U	1.0	0.40	0.23
74-83-9	Bromomethane	0.40	U Q	1.0	0.40	0.34
75-00-3	Chloroethane	0.40	U	1.0	0.40	0.37
75-69-4	Trichlorofluoromethane	0.40	U	1.0	0.40	0.30
75-35-4	1,1-Dichloroethene	0.40	U	1.0	0.40	0.19
76-13-1	1,1,2-Trichloro-1,2,2-trifluoroethane	0.40	U	1.0	0.40	0.24
67-64-1	Acetone	1.9	U Q	5.0	1.9	1.7
74-88-4	Iodomethane	0.40	U	1.0	0.40	0.23
75-15-0	Carbon disulfide	0.40	U	1.0	0.40	0.21
79-20-9	Methyl acetate	1.9	U	5.0	1.9	0.87
75-09-2	Methylene Chloride	0.40	U	1.0	0.40	0.23
156-60-5	trans-1,2-Dichloroethene	0.40	U	1.0	0.40	0.23
540-59-0	1,2-Dichloroethene, Total	0.40	U	2.0	0.40	0.22
1634-04-4	Methyl tert-butyl ether	0.40	U	1.0	0.40	0.21
75-34-3	1,1-Dichloroethane	0.40	U	1.0	0.40	0.21
108-05-4	Vinyl acetate	0.80	U Q	5.0	0.80	0.53
594-20-7	2,2-Dichloropropane	0.80	U	1.0	0.80	0.47
156-59-2	cis-1,2-Dichloroethene	0.40	U	1.0	0.40	0.22
78-93-3	2-Butanone (MEK)	1.9	U	5.0	1.9	1.3
74-97-5	Chlorobromomethane	0.40	U	1.0	0.40	0.26
109-99-9	Tetrahydrofuran	1.6	U Q	2.0	1.6	0.94
67-66-3	Chloroform	0.40	U	1.0	0.40	0.20
71-55-6	1,1,1-Trichloroethane	0.40	U	1.0	0.40	0.20
110-82-7	Cyclohexane	0.40	U	1.0	0.40	0.22
563-58-6	1,1-Dichloropropene	0.40	U	1.0	0.40	0.19
56-23-5	Carbon tetrachloride	0.40	U Q	1.0	0.40	0.22
78-83-1	Isobutyl alcohol	9.7	U Q	50	9.7	9.0
71-43-2	Benzene	0.40	U	1.0	0.40	0.19
107-06-2	1,2-Dichloroethane	0.40	U	1.0	0.40	0.19
79-01-6	Trichloroethene	0.40	U	1.0	0.40	0.18
108-87-2	Methylcyclohexane	0.40	U	1.0	0.40	0.20
78-87-5	1,2-Dichloropropane	0.40	U	1.0	0.40	0.24
74-95-3	Dibromomethane	0.40	U	1.0	0.40	0.24

FORM I
GC/MS VOA ORGANICS ANALYSIS DATA SHEET

Lab Name: TestAmerica Burlington | Job No.: 200-28023-1

SDG No.: 200-28023

Client Sample ID: IRRIGATION #5 | Lab Sample ID: 200-28023-4

Matrix: Water | Lab File ID: 13776_13.D

Analysis Method: 8260C | Date Collected: 05/18/2015 15:00

Sample wt/vol: 5(mL) | Date Analyzed: 05/27/2015 18:08

Soil Aliquot Vol: | Dilution Factor: 1

Soil Extract Vol.: | GC Column: DB-624 ID: 0.53(mm)

% Moisture: | Level: (low/med) Low

Analysis Batch No.: 88791 | Units: ug/L

CAS NO.	COMPOUND NAME	RESULT	Q	LOQ	LOD	DL
123-91-1	1,4-Dioxane	16	U	40	16	6.2
75-27-4	Dichlorobromomethane	0.40	U	1.0	0.40	0.20
110-75-8	2-Chloroethyl vinyl ether	0.40	U Q	1.0	0.40	0.18
10061-01-5	cis-1,3-Dichloropropene	0.40	U	1.0	0.40	0.22
108-10-1	4-Methyl-2-pentanone (MIBK)	1.9	U	5.0	1.9	0.82
108-88-3	Toluene	0.40	U	1.0	0.40	0.22
10061-02-6	trans-1,3-Dichloropropene	0.40	U Q	1.0	0.40	0.26
79-00-5	1,1,2-Trichloroethane	0.40	U	1.0	0.40	0.24
127-18-4	Tetrachloroethene	0.40	U	1.0	0.40	0.22
142-28-9	1,3-Dichloropropane	0.40	U	1.0	0.40	0.20
591-78-6	2-Hexanone	1.9	U	5.0	1.9	1.2
124-48-1	Chlorodibromomethane	0.40	U	1.0	0.40	0.22
106-93-4	Ethylene Dibromide	0.40	U	1.0	0.40	0.22
108-90-7	Chlorobenzene	0.40	U	1.0	0.40	0.18
630-20-6	1,1,1,2-Tetrachloroethane	0.40	U	1.0	0.40	0.20
100-41-4	Ethylbenzene	0.40	U	1.0	0.40	0.20
179601-23-1	m-Xylene & p-Xylene	0.40	U	1.0	0.40	0.21
95-47-6	o-Xylene	0.40	U	1.0	0.40	0.23
1330-20-7	Xylenes, Total	0.40	U	2.0	0.40	0.21
100-42-5	Styrene	0.40	U	1.0	0.40	0.26
75-25-2	Bromoform	0.40	U Q	1.0	0.40	0.23
98-82-8	Isopropylbenzene	0.40	U	1.0	0.40	0.22
108-86-1	Bromobenzene	0.40	U	1.0	0.40	0.21
79-34-5	1,1,2,2-Tetrachloroethane	0.40	U	1.0	0.40	0.27
96-18-4	1,2,3-Trichloropropane	0.40	U	1.0	0.40	0.29
103-65-1	N-Propylbenzene	0.40	U	1.0	0.40	0.19
95-49-8	2-Chlorotoluene	0.40	U	1.0	0.40	0.23
106-43-4	4-Chlorotoluene	0.40	U	1.0	0.40	0.26
108-67-8	1,3,5-Trimethylbenzene	0.40	U	1.0	0.40	0.22
98-06-6	tert-Butylbenzene	0.40	U	1.0	0.40	0.20
95-63-6	1,2,4-Trimethylbenzene	0.40	U	1.0	0.40	0.21
135-98-8	sec-Butylbenzene	0.40	U	1.0	0.40	0.21
99-87-6	4-Isopropyltoluene	0.40	U	1.0	0.40	0.22
541-73-1	1,3-Dichlorobenzene	0.40	U	1.0	0.40	0.20
106-46-7	1,4-Dichlorobenzene	0.40	U	1.0	0.40	0.26
95-50-1	1,2-Dichlorobenzene	0.40	U	1.0	0.40	0.23

FORM I
GC/MS VOA ORGANICS ANALYSIS DATA SHEET

Lab Name: TestAmerica Burlington Job No.: 200-28023-1

SDG No.: 200-28023

Client Sample ID: IRRIGATION #5 Lab Sample ID: 200-28023-4

Matrix: Water Lab File ID: 13776_13.D

Analysis Method: 8260C Date Collected: 05/18/2015 15:00

Sample wt/vol: 5(mL) Date Analyzed: 05/27/2015 18:08

Soil Aliquot Vol: Dilution Factor: 1

Soil Extract Vol.: GC Column: DB-624 ID: 0.53(mm)

% Moisture: Level: (low/med) Low

Analysis Batch No.: 88791 Units: ug/L

CAS NO.	COMPOUND NAME	RESULT	Q	LOQ	LOD	DL
104-51-8	n-Butylbenzene	0.40	U	1.0	0.40	0.20
96-12-8	1,2-Dibromo-3-Chloropropane	0.40	U Q	1.0	0.40	0.24
120-82-1	1,2,4-Trichlorobenzene	0.40	U	1.0	0.40	0.21
87-68-3	Hexachlorobutadiene	0.40	U	1.0	0.40	0.29
91-20-3	Naphthalene	0.40	U Q	1.0	0.40	0.31
87-61-6	1,2,3-Trichlorobenzene	0.40	U	1.0	0.40	0.26

CAS NO.	SURROGATE	%REC	Q	LIMITS
17060-07-0	1,2-Dichloroethane-d4 (Surr)	106		80-120
2037-26-5	Toluene-d8 (Surr)	104		80-120
460-00-4	4-Bromofluorobenzene	107		80-125
1868-53-7	Dibromofluoromethane (Surr)	108		50-150

TestAmerica Burlington
Target Compound Quantitation Report

Data File: \\BTV-LIMS1\ChromData\CHL.i\20150527-13776.b\13776_13.D
Lims ID: 200-28023-A-4 Lab Sample ID: 200-28023-4
Client ID: IRRIGATION #5
Sample Type: Client
Inject. Date: 27-May-2015 18:08:30 ALS Bottle#: 12 Worklist Smp#: 12
Purge Vol: 5.000 mL Dil. Factor: 1.0000
Sample Info: 200-0013776-012
Misc. Info.: 1,5
Operator ID: NEA Instrument ID: CHL.i

Method: \\BTV-LIMS1\ChromData\CHL.i\20150527-13776.b\8260_L_W_Ver.2.m
Limit Group: VM_8260C_Limits
Last Update: 29-May-2015 11:22:59 Calib Date: 20-May-2015 15:58:30
Integrator: RTE ID Type: Deconvolution ID
Quant Method: Internal Standard Quant By: Initial Calibration
Last ICal File: \\BTV-LIMS1\ChromData\CHL.i\20150520-13688.b\13688_09.D

Column 1 : DB-624 (0.53 mm) Det: MS SCAN
Process Host: XAWRK030

First Level Reviewer: archern Date: 29-May-2015 10:27:42

	Compound	Sig	RT (min.)	Adj RT (min.)	Dlt RT (min.)	Q	Response	OnCol Amt ug/l	Flags
	1 Dichlorodifluoromethane	85		2.628				ND	
	2 Chloromethane	50		2.885				ND	
	3 Vinyl chloride	62		3.033				ND	
	6 Bromomethane	94		3.517				ND	
	7 Chloroethane	64		3.685				ND	
	9 Trichlorofluoromethane	101		4.090				ND	
	13 1,1-Dichloroethene	96		4.949				ND	
	14 1,1,2-Trichloro-1,2,2-trif	101		4.959				ND	
	15 Acetone	43	5.077	5.048	0.029	86	5687	0.2413	
	16 Iodomethane	142		5.196				ND	
	17 Carbon disulfide	76	5.334	5.305	0.029	100	27456	0.1814	
	19 Methyl acetate	74		5.601				ND	
	20 Methylene Chloride	84	5.778	5.759	0.019	97	80953	0.1388	
*	21 TBA-d9 (IS)	65	5.877	5.838	0.039	97	2286426	500.0	
	24 trans-1,2-Dichloroethene	96		6.233				ND	
	25 Methyl tert-butyl ether	73		6.253				ND	
S	26 1,2-Dichloroethene, Total	96		6.390				ND	
	28 1,1-Dichloroethane	63		6.935				ND	
	29 Vinyl acetate	86		7.053				ND	
*	33 2-Butanone-d5	46	7.863	7.843	0.020	98	3093696	125.0	
	34 2,2-Dichloropropane	41		7.912				ND	
	35 cis-1,2-Dichloroethene	96		7.922				ND	
	36 2-Butanone (MEK)	72		7.962				ND	
	39 Chlorobromomethane	128		8.327				ND	
	40 Tetrahydrofuran	42		8.456				ND	
	41 Chloroform	83	8.495	8.475	0.020	23	2278	0.0218	7
$	42 Dibromofluoromethane (Surr	113	8.752	8.732	0.020	88	2341988	27.0	7
	43 1,1,1-Trichloroethane	97		8.792				ND	
	44 Cyclohexane	56		8.910				ND	
	45 1,1-Dichloropropene	75		9.078				ND	
	46 Carbon tetrachloride	117		9.088				ND	

Compound	Sig	RT (min.)	Adj RT (min.)	Dlt RT (min.)	Q	Response	OnCol Amt ug/l	Flags
47 Isobutyl alcohol	43		9.295				ND	
$ 48 1,2-Dichloroethane-d4 (Sur	65	9.325	9.325	0.000	80	1130127	26.5	
49 Benzene	78	9.433	9.434	-0.001	1	1470	0.008956	7
50 1,2-Dichloroethane	62		9.453				ND	
* 52 Fluorobenzene	96	9.917	9.908	0.009	98	4668487	25.0	
54 Trichloroethene	95		10.570				ND	
55 Methylcyclohexane	83		10.905				ND	
56 1,2-Dichloropropane	63		10.945				ND	
* 57 1,4-Dioxane-d8	96	11.112	11.103	0.009	27	198260	500.0	
58 Dibromomethane	93	11.142	11.152	-0.010	1	1491	0.0276	7
60 1,4-Dioxane	88		11.202				ND	
61 Dichlorobromomethane	83		11.429				ND	
62 2-Chloroethyl vinyl ether	63		12.002				ND	
63 cis-1,3-Dichloropropene	75		12.249				ND	
64 4-Methyl-2-pentanone (MIBK	43		12.525				ND	
$ 65 Toluene-d8 (Surr)	98	12.742	12.753	-0.011	99	3931301	26.1	
66 Toluene	92	12.861	12.871	-0.010	47	2340	0.0218	7
67 trans-1,3-Dichloropropene	75		13.276				ND	
69 1,1,2-Trichloroethane	83		13.612				ND	
70 Tetrachloroethene	166	13.937	13.928	0.009	1	434	0.005073	7
71 1,3-Dichloropropane	76		13.948				ND	
72 2-Hexanone	43		14.145				ND	
73 Chlorodibromomethane	129		14.402				ND	
74 Ethylene Dibromide	107		14.639				ND	
* 75 Chlorobenzene-d5	117	15.656	15.657	-0.001	89	3610967	25.0	
76 Chlorobenzene	112		15.726				ND	
77 1,1,1,2-Tetrachloroethane	131		15.894				ND	
78 Ethylbenzene	91		15.983				ND	
79 m-Xylene & p-Xylene	106	16.259	16.269	-0.010	1	423	0.005601	7
S 80 Xylenes, Total	106				0		0.0141	7
81 o-Xylene	106	17.207	17.198	0.009	1	618	0.008449	7
82 Styrene	104	17.237	17.227	0.010	7	2152	0.0200	7
83 Bromoform	173		17.622				ND	
84 Isopropylbenzene	105		18.037				ND	
$ 85 4-Bromofluorobenzene	95	18.313	18.314	-0.001	87	2552768	26.7	
86 Bromobenzene	156		18.571				ND	
87 1,1,2,2-Tetrachloroethane	83		18.580				ND	
88 1,2,3-Trichloropropane	110		18.650				ND	
90 N-Propylbenzene	120		18.788				ND	
91 2-Chlorotoluene	126		18.906				ND	
92 1,3,5-Trimethylbenzene	105	19.094	19.064	0.030	54	2961	0.0206	7
93 4-Chlorotoluene	126	19.074	19.064	0.010	1	748	0.0154	7
94 tert-Butylbenzene	119	19.518	19.509	0.009	4	2526	0.0162	7
95 1,2,4-Trimethylbenzene	105	19.587	19.578	0.009	90	3922	0.0282	7
96 sec-Butylbenzene	105	19.805	19.805	0.000	1	4613	0.0220	7
97 1,3-Dichlorobenzene	146	19.933	19.934	-0.001	87	3723	0.0358	7
98 4-Isopropyltoluene	119		19.993				ND	
* 99 1,4-Dichlorobenzene-d4	152	20.012	20.003	0.009	97	1891555	25.0	
100 1,4-Dichlorobenzene	146		20.032				ND	
101 n-Butylbenzene	91		20.467				ND	
102 1,2-Dichlorobenzene	146	20.476	20.467	0.009	91	3623	0.0375	7
103 1,2-Dibromo-3-Chloropropan	75		21.257				ND	

Compound	Sig	RT (min.)	Adj RT (min.)	Dlt RT (min.)	Q	Response	OnCol Amt ug/l	Flags
104 1,2,4-Trichlorobenzene	180	22.106	22.087	0.019	67	3000	0.0483	7
105 Hexachlorobutadiene	225		22.265				ND	
106 Naphthalene	128	22.363	22.354	0.009	93	9351	0.1015	
107 1,2,3-Trichlorobenzene	180	22.620	22.610	0.010	85	3332	0.0626	7

QC Flag Legend

Processing Flags

7 - Failed Limit of Detection

Reagents:

8260SScorp_00013	Amount Added:	2.50	Units: uL	
8260IScorp._00015	Amount Added:	2.50	Units: uL	Run Reagent

Report Date: 29-May-2015 11:23:14 Chrom Revision: 2.2 05-May-2015 11:39:10

TestAmerica Burlington

Data File: \\BTV-LIMS1\ChromData\CHL.i\20150527-13776.b\13776_13.D

Injection Date:	27-May-2015 18:08:30	Instrument ID:	CHL.i	Operator ID:	NEA
Lims ID:	200-28023-A-4	Lab Sample ID:	200-28023-4	Worklist Smp#:	12
Client ID:	IRRIGATION #5				
Purge Vol:	5.000 mL	Dil. Factor:	1.0000	ALS Bottle#:	12
Method:	8260_L_W_Ver.2	Limit Group:	VM_8260C_Limits		

Column: DB-624 (0.53 mm)

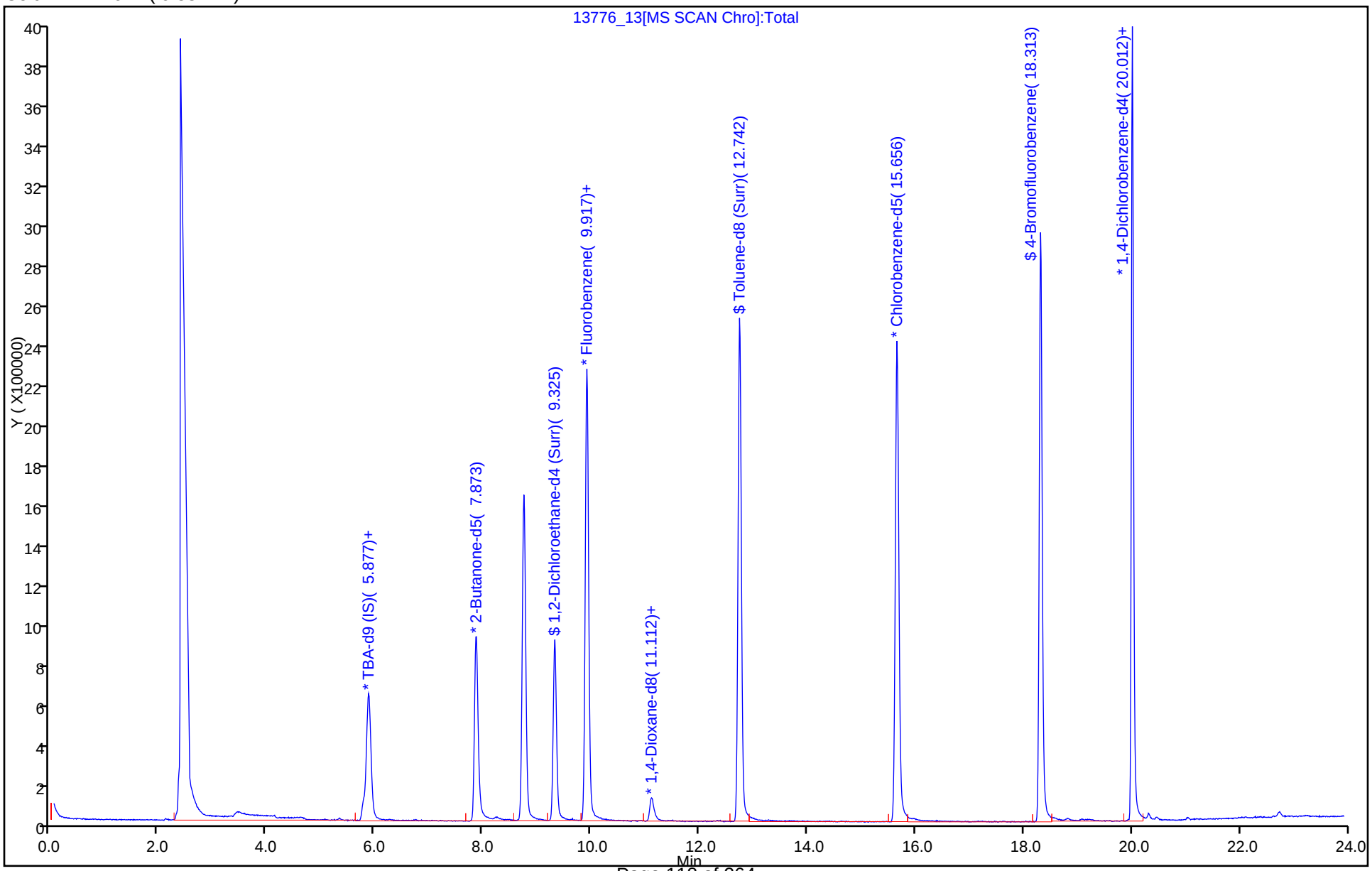

FORM I
GC/MS VOA ORGANICS ANALYSIS DATA SHEET

Lab Name: TestAmerica Burlington | Job No.: 200-28023-1

SDG No.: 200-28023

Client Sample ID: MW-10 | Lab Sample ID: 200-28023-5

Matrix: Water | Lab File ID: 13776_14.D

Analysis Method: 8260C | Date Collected: 05/18/2015 16:40

Sample wt/vol: 5(mL) | Date Analyzed: 05/27/2015 18:41

Soil Aliquot Vol: | Dilution Factor: 1

Soil Extract Vol.: | GC Column: DB-624 ID: 0.53(mm)

% Moisture: | Level: (low/med) Low

Analysis Batch No.: 88791 | Units: ug/L

CAS NO.	COMPOUND NAME	RESULT	Q	LOQ	LOD	DL
75-71-8	Dichlorodifluoromethane	0.40	U	1.0	0.40	0.27
74-87-3	Chloromethane	0.40	U	1.0	0.40	0.34
75-01-4	Vinyl chloride	0.40	U	1.0	0.40	0.23
74-83-9	Bromomethane	0.40	U Q	1.0	0.40	0.34
75-00-3	Chloroethane	0.40	U	1.0	0.40	0.37
75-69-4	Trichlorofluoromethane	0.40	U	1.0	0.40	0.30
75-35-4	1,1-Dichloroethene	0.40	U	1.0	0.40	0.19
76-13-1	1,1,2-Trichloro-1,2,2-trifluoroethane	0.40	U	1.0	0.40	0.24
67-64-1	Acetone	1.9	U Q	5.0	1.9	1.7
74-88-4	Iodomethane	0.40	U	1.0	0.40	0.23
75-15-0	Carbon disulfide	0.40	U	1.0	0.40	0.21
79-20-9	Methyl acetate	1.9	U	5.0	1.9	0.87
75-09-2	Methylene Chloride	0.40	U	1.0	0.40	0.23
156-60-5	trans-1,2-Dichloroethene	0.40	U	1.0	0.40	0.23
540-59-0	1,2-Dichloroethene, Total	0.34	J	2.0	0.40	0.22
1634-04-4	Methyl tert-butyl ether	0.40	U	1.0	0.40	0.21
75-34-3	1,1-Dichloroethane	0.40	U	1.0	0.40	0.21
108-05-4	Vinyl acetate	0.80	U Q	5.0	0.80	0.53
594-20-7	2,2-Dichloropropane	0.80	U	1.0	0.80	0.47
156-59-2	cis-1,2-Dichloroethene	0.34	J	1.0	0.40	0.22
78-93-3	2-Butanone (MEK)	1.9	U	5.0	1.9	1.3
74-97-5	Chlorobromomethane	0.40	U	1.0	0.40	0.26
109-99-9	Tetrahydrofuran	1.6	U Q	2.0	1.6	0.94
67-66-3	Chloroform	0.40	U	1.0	0.40	0.20
71-55-6	1,1,1-Trichloroethane	0.40	U	1.0	0.40	0.20
110-82-7	Cyclohexane	0.40	U	1.0	0.40	0.22
563-58-6	1,1-Dichloropropene	0.40	U	1.0	0.40	0.19
56-23-5	Carbon tetrachloride	0.40	U Q	1.0	0.40	0.22
78-83-1	Isobutyl alcohol	9.7	U Q	50	9.7	9.0
71-43-2	Benzene	0.40	U	1.0	0.40	0.19
107-06-2	1,2-Dichloroethane	0.40	U	1.0	0.40	0.19
79-01-6	Trichloroethene	1.1		1.0	0.40	0.18
108-87-2	Methylcyclohexane	0.40	U	1.0	0.40	0.20
78-87-5	1,2-Dichloropropane	0.40	U	1.0	0.40	0.24
74-95-3	Dibromomethane	0.40	U	1.0	0.40	0.24

FORM I
GC/MS VOA ORGANICS ANALYSIS DATA SHEET

Lab Name: TestAmerica Burlington | Job No.: 200-28023-1

SDG No.: 200-28023

Client Sample ID: MW-10 | Lab Sample ID: 200-28023-5

Matrix: Water | Lab File ID: 13776_14.D

Analysis Method: 8260C | Date Collected: 05/18/2015 16:40

Sample wt/vol: 5(mL) | Date Analyzed: 05/27/2015 18:41

Soil Aliquot Vol: | Dilution Factor: 1

Soil Extract Vol.: | GC Column: DB-624 ID: 0.53(mm)

% Moisture: | Level: (low/med) Low

Analysis Batch No.: 88791 | Units: ug/L

CAS NO.	COMPOUND NAME	RESULT	Q	LOQ	LOD	DL
123-91-1	1,4-Dioxane	16	U	40	16	6.2
75-27-4	Dichlorobromomethane	0.40	U	1.0	0.40	0.20
110-75-8	2-Chloroethyl vinyl ether	0.40	U Q	1.0	0.40	0.18
10061-01-5	cis-1,3-Dichloropropene	0.40	U	1.0	0.40	0.22
108-10-1	4-Methyl-2-pentanone (MIBK)	1.9	U	5.0	1.9	0.82
108-88-3	Toluene	0.40	U	1.0	0.40	0.22
10061-02-6	trans-1,3-Dichloropropene	0.40	U Q	1.0	0.40	0.26
79-00-5	1,1,2-Trichloroethane	0.40	U	1.0	0.40	0.24
127-18-4	Tetrachloroethene	0.67	J	1.0	0.40	0.22
142-28-9	1,3-Dichloropropane	0.40	U	1.0	0.40	0.20
591-78-6	2-Hexanone	1.9	U	5.0	1.9	1.2
124-48-1	Chlorodibromomethane	0.40	U	1.0	0.40	0.22
106-93-4	Ethylene Dibromide	0.40	U	1.0	0.40	0.22
108-90-7	Chlorobenzene	0.40	U	1.0	0.40	0.18
630-20-6	1,1,1,2-Tetrachloroethane	0.40	U	1.0	0.40	0.20
100-41-4	Ethylbenzene	0.40	U	1.0	0.40	0.20
179601-23-1	m-Xylene & p-Xylene	0.40	U	1.0	0.40	0.21
95-47-6	o-Xylene	0.40	U	1.0	0.40	0.23
1330-20-7	Xylenes, Total	0.40	U	2.0	0.40	0.21
100-42-5	Styrene	0.40	U	1.0	0.40	0.26
75-25-2	Bromoform	0.40	U Q	1.0	0.40	0.23
98-82-8	Isopropylbenzene	0.40	U	1.0	0.40	0.22
108-86-1	Bromobenzene	0.40	U	1.0	0.40	0.21
79-34-5	1,1,2,2-Tetrachloroethane	0.40	U	1.0	0.40	0.27
96-18-4	1,2,3-Trichloropropane	0.40	U	1.0	0.40	0.29
103-65-1	N-Propylbenzene	0.40	U	1.0	0.40	0.19
95-49-8	2-Chlorotoluene	0.40	U	1.0	0.40	0.23
106-43-4	4-Chlorotoluene	0.40	U	1.0	0.40	0.26
108-67-8	1,3,5-Trimethylbenzene	0.40	U	1.0	0.40	0.22
98-06-6	tert-Butylbenzene	0.40	U	1.0	0.40	0.20
95-63-6	1,2,4-Trimethylbenzene	0.40	U	1.0	0.40	0.21
135-98-8	sec-Butylbenzene	0.40	U	1.0	0.40	0.21
99-87-6	4-Isopropyltoluene	0.40	U	1.0	0.40	0.22
541-73-1	1,3-Dichlorobenzene	0.40	U	1.0	0.40	0.20
106-46-7	1,4-Dichlorobenzene	0.40	U	1.0	0.40	0.26
95-50-1	1,2-Dichlorobenzene	0.40	U	1.0	0.40	0.23

FORM I
GC/MS VOA ORGANICS ANALYSIS DATA SHEET

Lab Name: TestAmerica Burlington Job No.: 200-28023-1

SDG No.: 200-28023

Client Sample ID: MW-10 Lab Sample ID: 200-28023-5

Matrix: Water Lab File ID: 13776_14.D

Analysis Method: 8260C Date Collected: 05/18/2015 16:40

Sample wt/vol: 5(mL) Date Analyzed: 05/27/2015 18:41

Soil Aliquot Vol: Dilution Factor: 1

Soil Extract Vol.: GC Column: DB-624 ID: 0.53(mm)

% Moisture: Level: (low/med) Low

Analysis Batch No.: 88791 Units: ug/L

CAS NO.	COMPOUND NAME	RESULT	Q	LOQ	LOD	DL
104-51-8	n-Butylbenzene	0.40	U	1.0	0.40	0.20
96-12-8	1,2-Dibromo-3-Chloropropane	0.40	U Q	1.0	0.40	0.24
120-82-1	1,2,4-Trichlorobenzene	0.40	U	1.0	0.40	0.21
87-68-3	Hexachlorobutadiene	0.40	U	1.0	0.40	0.29
91-20-3	Naphthalene	0.40	U Q	1.0	0.40	0.31
87-61-6	1,2,3-Trichlorobenzene	0.40	U	1.0	0.40	0.26

CAS NO.	SURROGATE	%REC	Q	LIMITS
17060-07-0	1,2-Dichloroethane-d4 (Surr)	105		80-120
2037-26-5	Toluene-d8 (Surr)	107		80-120
460-00-4	4-Bromofluorobenzene	108		80-125
1868-53-7	Dibromofluoromethane (Surr)	110		50-150

TestAmerica Burlington
Target Compound Quantitation Report

Data File: \\BTV-LIMS1\ChromData\CHL.i\20150527-13776.b\13776_14.D
Lims ID: 200-28023-B-5 Lab Sample ID: 200-28023-5
Client ID: MW-10
Sample Type: Client
Inject. Date: 27-May-2015 18:41:30 ALS Bottle#: 13 Worklist Smp#: 13
Purge Vol: 5.000 mL Dil. Factor: 1.0000
Sample Info: 200-0013776-013
Misc. Info.: 1,5
Operator ID: NEA Instrument ID: CHL.i

Method: \\BTV-LIMS1\ChromData\CHL.i\20150527-13776.b\8260_L_W_Ver.2.m
Limit Group: VM_8260C_Limits
Last Update: 29-May-2015 11:22:59 Calib Date: 20-May-2015 15:58:30
Integrator: RTE ID Type: Deconvolution ID
Quant Method: Internal Standard Quant By: Initial Calibration
Last ICal File: \\BTV-LIMS1\ChromData\CHL.i\20150520-13688.b\13688_09.D

Column 1 : DB-624 (0.53 mm) Det: MS SCAN
Process Host: XAWRK030

First Level Reviewer: archern Date: 29-May-2015 10:31:10

	Compound	Sig	RT (min.)	Adj RT (min.)	Dlt RT (min.)	Q	Response	OnCol Amt ug/l	Flags
	1 Dichlorodifluoromethane	85		2.628				ND	
	2 Chloromethane	50		2.885				ND	
	3 Vinyl chloride	62	3.024	3.033	-0.009	1	578	0.009554	7
	6 Bromomethane	94		3.517				ND	
	7 Chloroethane	64		3.685				ND	
	9 Trichlorofluoromethane	101		4.090				ND	
	13 1,1-Dichloroethene	96		4.949				ND	
	14 1,1,2-Trichloro-1,2,2-trif	101		4.959				ND	
	15 Acetone	43	5.078	5.048	0.030	75	7229	0.3175	
	16 Iodomethane	142	5.197	5.196	0.001	1	1007	0.0169	7
	17 Carbon disulfide	76	5.335	5.305	0.030	99	20929	0.1377	
	19 Methyl acetate	74		5.601				ND	
	20 Methylene Chloride	84	5.779	5.759	0.020	98	78607	0.0907	7
*	21 TBA-d9 (IS)	65	5.878	5.838	0.040	97	2186485	500.0	
	24 trans-1,2-Dichloroethene	96		6.233				ND	
	25 Methyl tert-butyl ether	73		6.253				ND	
S	26 1,2-Dichloroethene, Total	96				0		0.3427	
	28 1,1-Dichloroethane	63		6.935				ND	
	29 Vinyl acetate	86		7.053				ND	
*	33 2-Butanone-d5	46	7.864	7.843	0.021	98	2988736	125.0	
	34 2,2-Dichloropropane	41		7.912				ND	
	35 cis-1,2-Dichloroethene	96	7.943	7.922	0.021	93	20224	0.3427	
	36 2-Butanone (MEK)	72		7.962				ND	
	39 Chlorobromomethane	128		8.327				ND	
	40 Tetrahydrofuran	42		8.456				ND	
	41 Chloroform	83	8.476	8.475	0.001	50	7954	0.0757	7
$	42 Dibromofluoromethane (Surr	113	8.753	8.732	0.021	89	2394118	27.5	7
	43 1,1,1-Trichloroethane	97		8.792				ND	
	44 Cyclohexane	56		8.910				ND	
	45 1,1-Dichloropropene	75		9.078				ND	
	46 Carbon tetrachloride	117	9.088	9.088	0.000	93	12375	0.1703	

Compound	Sig	RT (min.)	Adj RT (min.)	Dlt RT (min.)	Q	Response	OnCol Amt ug/l	Flags
47 Isobutyl alcohol	43		9.295				ND	
$ 48 1,2-Dichloroethane-d4 (Sur	65	9.326	9.325	0.001	80	1130060	26.4	
49 Benzene	78	9.434	9.434	0.000	1	1674	0.0102	7
50 1,2-Dichloroethane	62		9.453				ND	
* 52 Fluorobenzene	96	9.918	9.908	0.010	98	4687385	25.0	
54 Trichloroethene	95	10.570	10.570	0.000	98	76447	1.10	
55 Methylcyclohexane	83		10.905				ND	
56 1,2-Dichloropropane	63		10.945				ND	
* 57 1,4-Dioxane-d8	96	11.113	11.103	0.010	27	194772	500.0	
58 Dibromomethane	93	11.143	11.152	-0.009	1	1621	0.0299	7
60 1,4-Dioxane	88		11.202				ND	
61 Dichlorobromomethane	83		11.429				ND	
62 2-Chloroethyl vinyl ether	63		12.002				ND	
63 cis-1,3-Dichloropropene	75		12.249				ND	
64 4-Methyl-2-pentanone (MIBK	43		12.525				ND	
$ 65 Toluene-d8 (Surr)	98	12.753	12.753	0.000	99	3994955	26.6	
66 Toluene	92	12.872	12.871	0.001	91	2151	0.0201	7
67 trans-1,3-Dichloropropene	75		13.276				ND	
69 1,1,2-Trichloroethane	83		13.612				ND	
70 Tetrachloroethene	166	13.938	13.928	0.010	97	57381	0.6746	
71 1,3-Dichloropropane	76		13.948				ND	
72 2-Hexanone	43		14.145				ND	
73 Chlorodibromomethane	129	14.422	14.402	0.020	1	589	0.006734	7
74 Ethylene Dibromide	107		14.639				ND	
* 75 Chlorobenzene-d5	117	15.667	15.657	0.010	89	3590113	25.0	
76 Chlorobenzene	112		15.726				ND	
77 1,1,1,2-Tetrachloroethane	131		15.894				ND	
78 Ethylbenzene	91		15.983				ND	
79 m-Xylene & p-Xylene	106	16.289	16.269	0.020	1	727	0.009683	7
S 80 Xylenes, Total	106				0		0.009683	7
81 o-Xylene	106		17.198				ND	
82 Styrene	104	17.238	17.227	0.011	5	1667	0.0156	7
83 Bromoform	173		17.622				ND	
84 Isopropylbenzene	105		18.037				ND	
$ 85 4-Bromofluorobenzene	95	18.314	18.314	0.000	87	2612617	27.1	
86 Bromobenzene	156	18.571	18.571	0.001	49	1894	0.0276	7
87 1,1,2,2-Tetrachloroethane	83		18.580				ND	
88 1,2,3-Trichloropropane	110		18.650				ND	
90 N-Propylbenzene	120		18.788				ND	
91 2-Chlorotoluene	126	18.907	18.906	0.001	1	192	0.003954	7
92 1,3,5-Trimethylbenzene	105	19.065	19.064	0.001	87	3055	0.0211	7
93 4-Chlorotoluene	126		19.064				ND	
94 tert-Butylbenzene	119	19.500	19.509	-0.009	1	675	0.004287	7
95 1,2,4-Trimethylbenzene	105	19.598	19.578	0.020	1	3080	0.0219	7
96 sec-Butylbenzene	105		19.805				ND	
97 1,3-Dichlorobenzene	146	19.934	19.934	0.000	92	4756	0.0453	7
98 4-Isopropyltoluene	119		19.993				ND	
* 99 1,4-Dichlorobenzene-d4	152	20.013	20.003	0.010	97	1908712	25.0	
100 1,4-Dichlorobenzene	146		20.032				ND	
101 n-Butylbenzene	91	20.468	20.467	0.001	92	4159	0.0292	7
102 1,2-Dichlorobenzene	146	20.468	20.467	0.001	89	3324	0.0341	7
103 1,2-Dibromo-3-Chloropropan	75		21.257				ND	

Compound	Sig	RT (min.)	Adj RT (min.)	Dlt RT (min.)	Q	Response	OnCol Amt ug/l	Flags
104 1,2,4-Trichlorobenzene	180		22.087				ND	
105 Hexachlorobutadiene	225		22.265				ND	
106 Naphthalene	128	22.374	22.354	0.020	90	8240	0.0886	7
107 1,2,3-Trichlorobenzene	180		22.610				ND	

QC Flag Legend

Processing Flags

7 - Failed Limit of Detection

Reagents:

8260SScorp_00013	Amount Added:	2.50	Units: uL	
8260IScorp._00015	Amount Added:	2.50	Units: uL	Run Reagent

Report Date: 29-May-2015 11:23:15 Chrom Revision: 2.2 05-May-2015 11:39:10

TestAmerica Burlington

Data File: \\BTV-LIMS1\ChromData\CHL.i\20150527-13776.b\13776_14.D

Injection Date:	27-May-2015 18:41:30	Instrument ID:	CHL.i	Operator ID:	NEA
Lims ID:	200-28023-B-5	Lab Sample ID:	200-28023-5	Worklist Smp#:	13
Client ID:	MW-10				
Purge Vol:	5.000 mL	Dil. Factor:	1.0000	ALS Bottle#:	13
Method:	8260_L_W_Ver.2	Limit Group:	VM_8260C_Limits		

Column: DB-624 (0.53 mm)

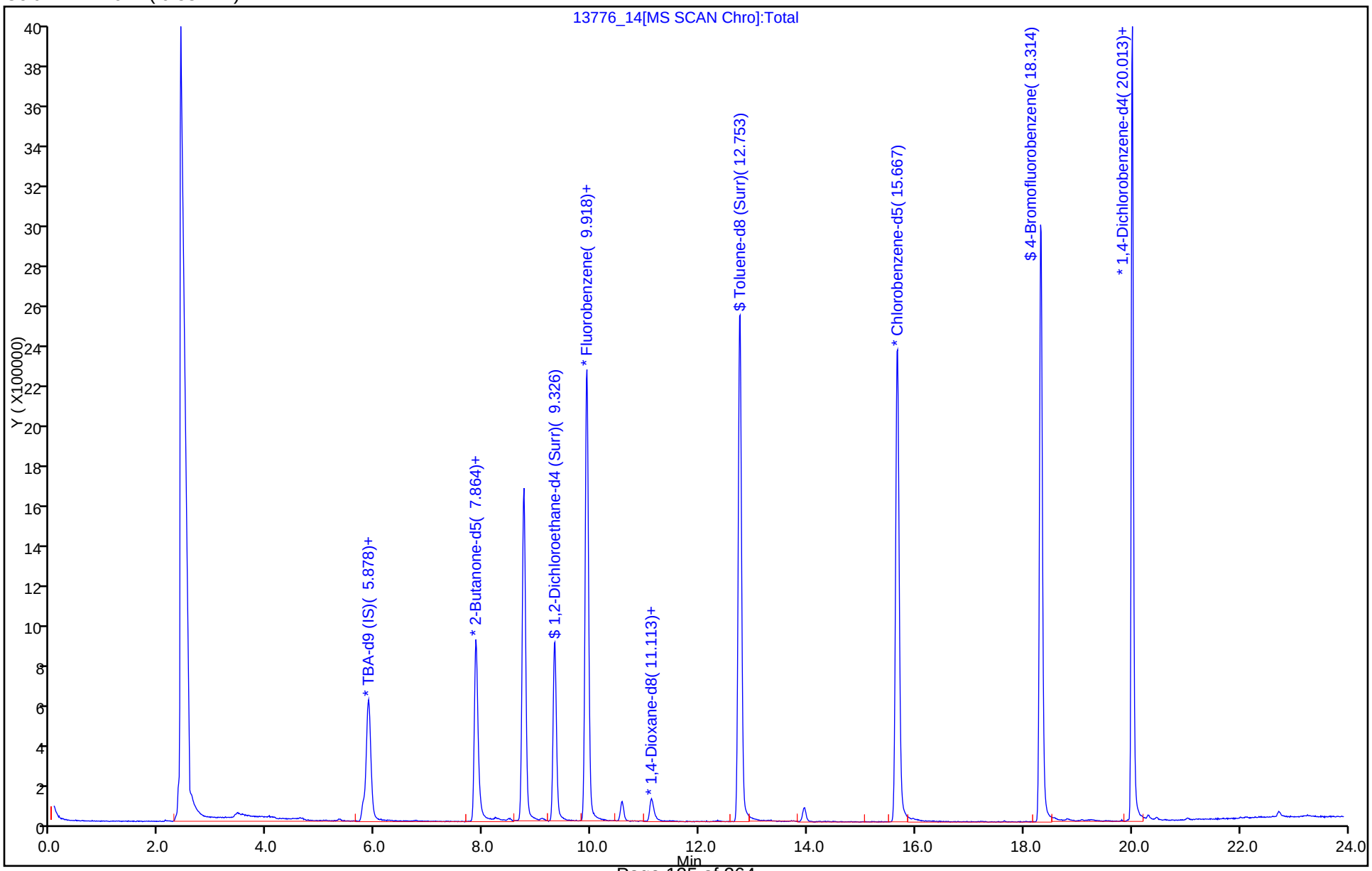

Report Date: 29-May-2015 11:23:16 Chrom Revision: 2.2 05-May-2015 11:39:10

TestAmerica Burlington

Data File: \\BTV-LIMS1\ChromData\CHL.i\20150527-13776.b\13776_14.D

Injection Date:	27-May-2015 18:41:30	Instrument ID:	CHL.i		
Lims ID:	200-28023-B-5	Lab Sample ID:	200-28023-5		
Client ID:	MW-10				
Operator ID:	NEA	ALS Bottle#:	13	Worklist Smp#:	13
Purge Vol:	5.000 mL	Dil. Factor:	1.0000		
Method:	8260_L_W_Ver.2	Limit Group:	VM_8260C_Limits		
Column:	DB-624 (0.53 mm)	Detector	MS SCAN		

35 cis-1,2-Dichloroethene, CAS: 156-59-2

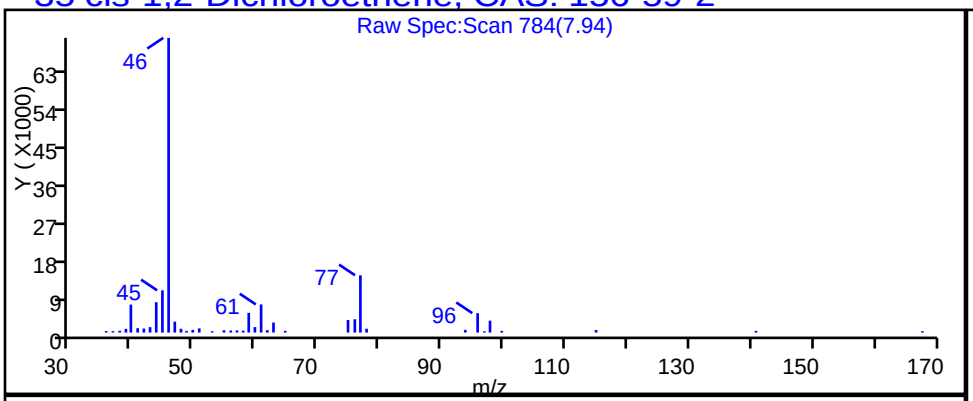

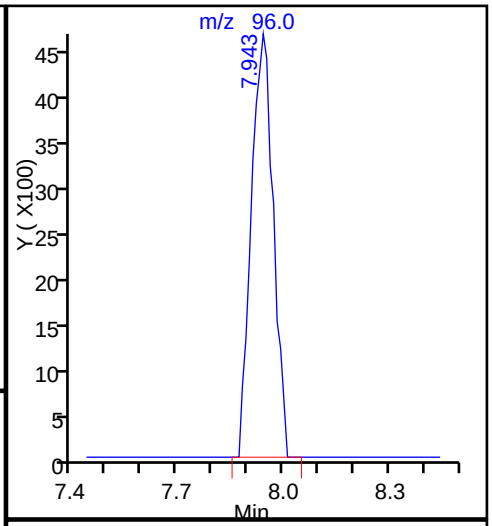

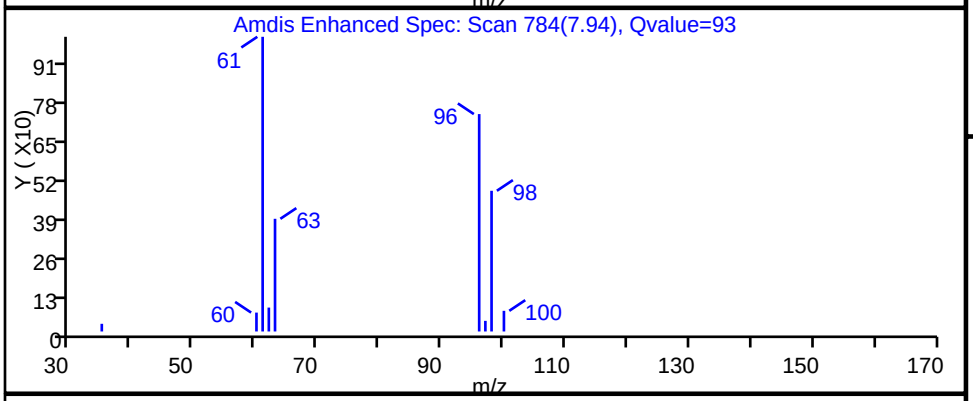

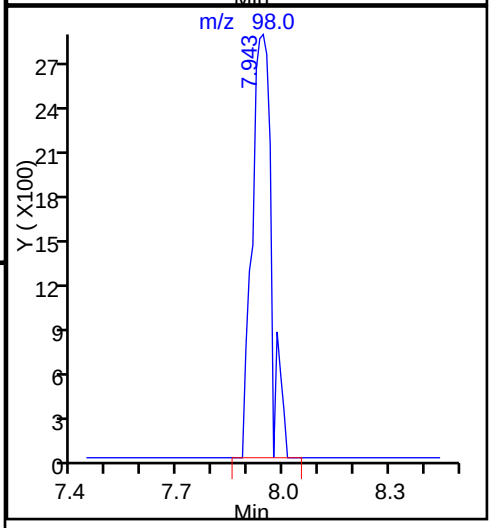

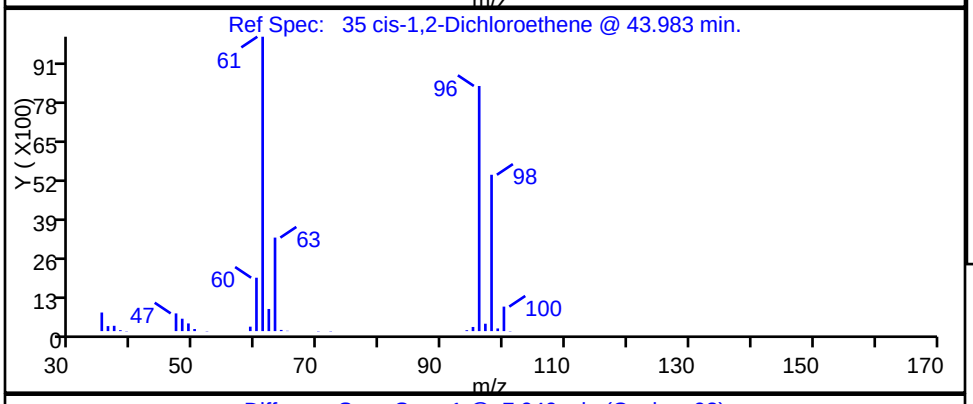

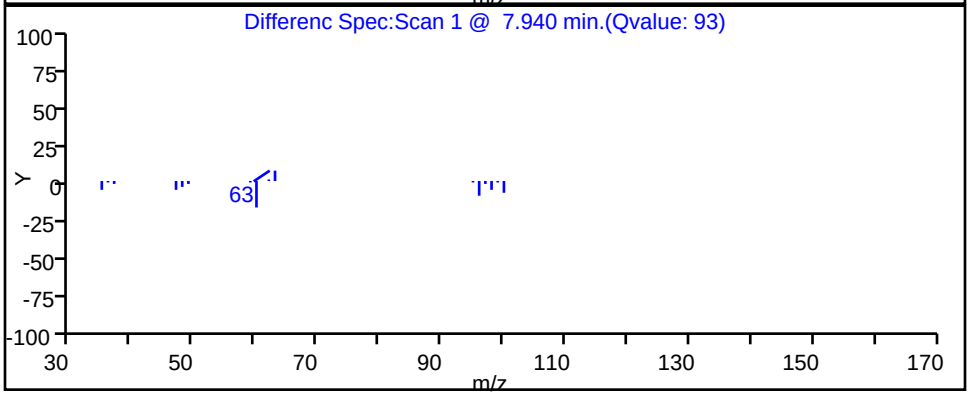

Report Date: 29-May-2015 11:23:16 Chrom Revision: 2.2 05-May-2015 11:39:10

TestAmerica Burlington

Data File: \\BTV-LIMS1\ChromData\CHL.i\20150527-13776.b\13776_14.D

Injection Date:	27-May-2015 18:41:30	Instrument ID:	CHL.i		
Lims ID:	200-28023-B-5	Lab Sample ID:	200-28023-5		
Client ID:	MW-10				
Operator ID:	NEA	ALS Bottle#:	13	Worklist Smp#:	13
Purge Vol:	5.000 mL	Dil. Factor:	1.0000		
Method:	8260_L_W_Ver.2	Limit Group:	VM_8260C_Limits		
Column:	DB-624 (0.53 mm)	Detector	MS SCAN		

54 Trichloroethene, CAS: 79-01-6

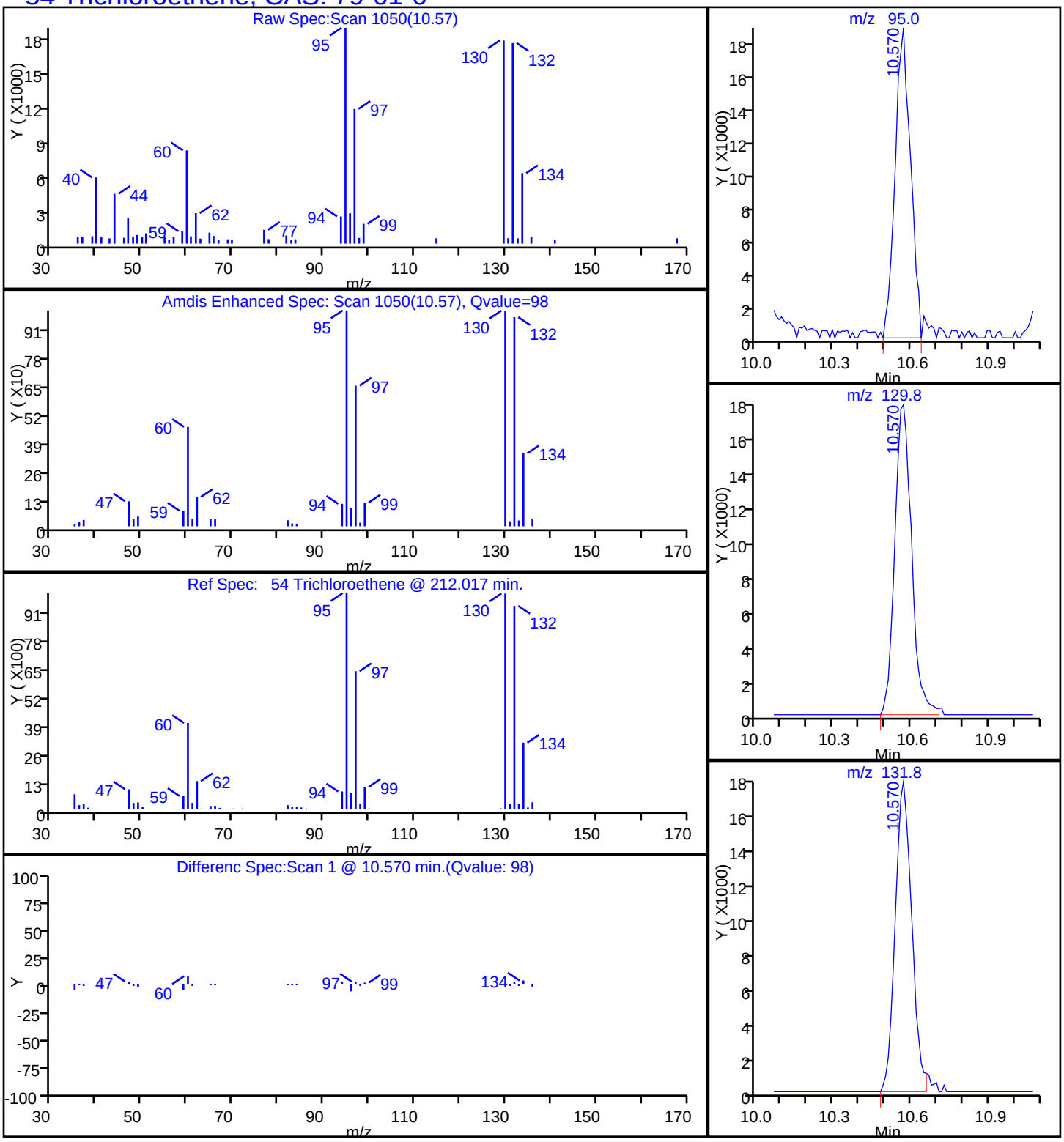

Report Date: 29-May-2015 11:23:16 Chrom Revision: 2.2 05-May-2015 11:39:10

TestAmerica Burlington

Data File: \\BTV-LIMS1\ChromData\CHL.i\20150527-13776.b\13776_14.D

Injection Date:	27-May-2015 18:41:30	Instrument ID:	CHL.i		
Lims ID:	200-28023-B-5	Lab Sample ID:	200-28023-5		
Client ID:	MW-10				
Operator ID:	NEA	ALS Bottle#:	13	Worklist Smp#:	13
Purge Vol:	5.000 mL	Dil. Factor:	1.0000		
Method:	8260_L_W_Ver.2	Limit Group:	VM_8260C_Limits		
Column:	DB-624 (0.53 mm)	Detector	MS SCAN		

70 Tetrachloroethene, CAS: 127-18-4

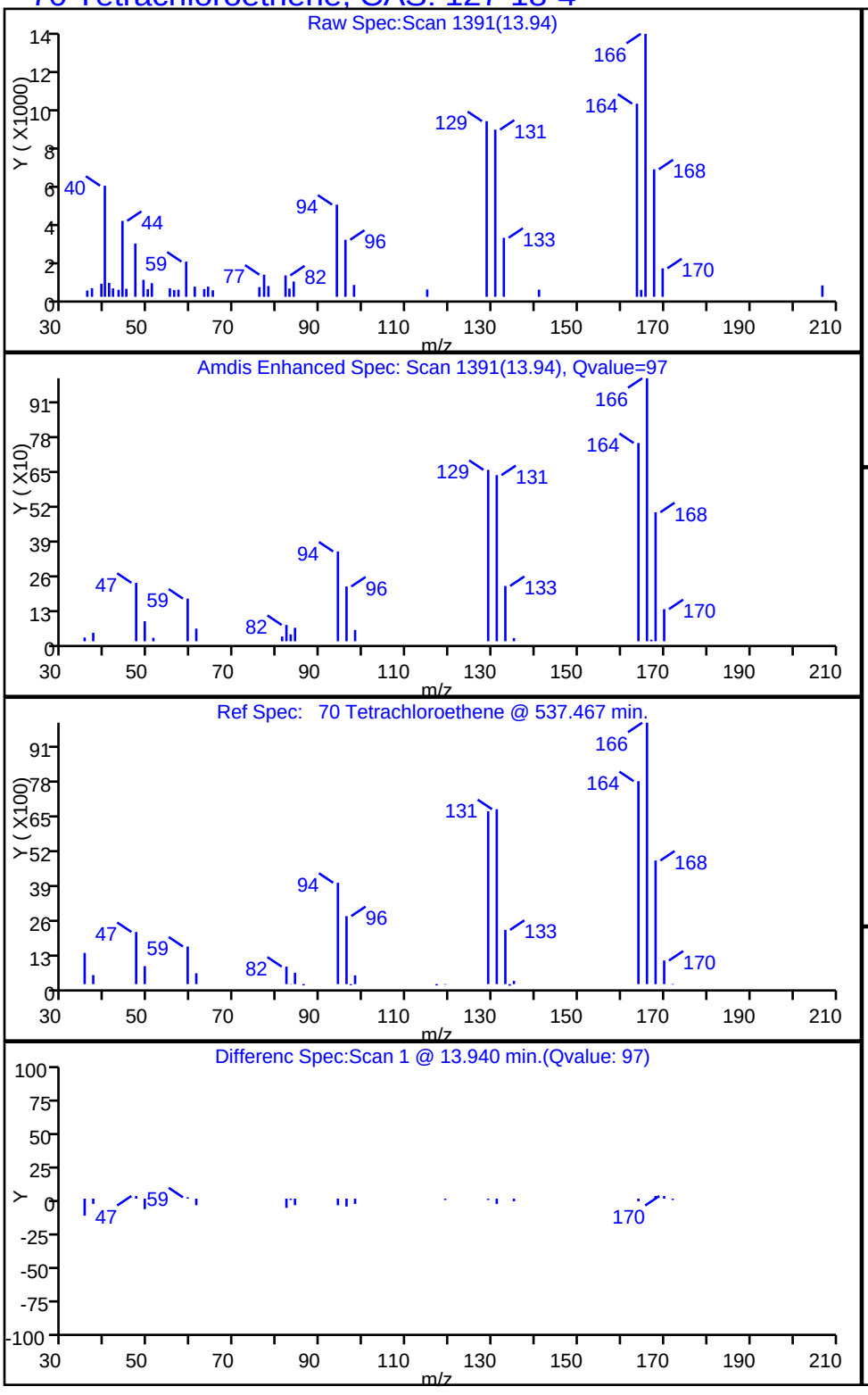

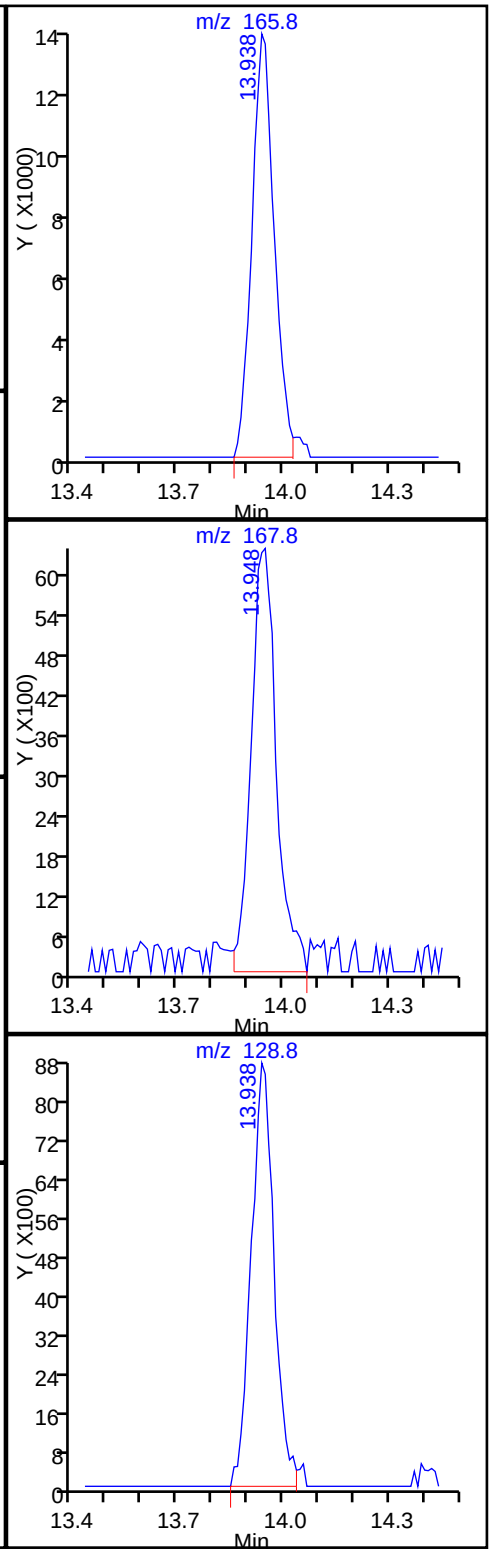

FORM I
GC/MS VOA ORGANICS ANALYSIS DATA SHEET

Lab Name: TestAmerica Burlington | Job No.: 200-28023-1

SDG No.: 200-28023

Client Sample ID: DUP-1-5-18-15 | Lab Sample ID: 200-28023-6

Matrix: Water | Lab File ID: 13776_15.D

Analysis Method: 8260C | Date Collected: 05/18/2015 00:00

Sample wt/vol: 5(mL) | Date Analyzed: 05/27/2015 19:15

Soil Aliquot Vol: | Dilution Factor: 1

Soil Extract Vol.: | GC Column: DB-624 ID: 0.53(mm)

% Moisture: | Level: (low/med) Low

Analysis Batch No.: 88791 | Units: ug/L

CAS NO.	COMPOUND NAME	RESULT	Q	LOQ	LOD	DL
75-71-8	Dichlorodifluoromethane	0.40	U	1.0	0.40	0.27
74-87-3	Chloromethane	0.40	U	1.0	0.40	0.34
75-01-4	Vinyl chloride	0.40	U	1.0	0.40	0.23
74-83-9	Bromomethane	0.40	U Q	1.0	0.40	0.34
75-00-3	Chloroethane	0.40	U	1.0	0.40	0.37
75-69-4	Trichlorofluoromethane	0.40	U	1.0	0.40	0.30
75-35-4	1,1-Dichloroethene	0.40	U	1.0	0.40	0.19
76-13-1	1,1,2-Trichloro-1,2,2-trifl uoroethane	0.40	U	1.0	0.40	0.24
67-64-1	Acetone	1.9	U Q	5.0	1.9	1.7
74-88-4	Iodomethane	0.40	U	1.0	0.40	0.23
75-15-0	Carbon disulfide	0.40	U	1.0	0.40	0.21
79-20-9	Methyl acetate	1.9	U	5.0	1.9	0.87
75-09-2	Methylene Chloride	0.40	U	1.0	0.40	0.23
156-60-5	trans-1,2-Dichloroethene	0.40	U	1.0	0.40	0.23
540-59-0	1,2-Dichloroethene, Total	0.40	U	2.0	0.40	0.22
1634-04-4	Methyl tert-butyl ether	0.40	U	1.0	0.40	0.21
75-34-3	1,1-Dichloroethane	0.40	U	1.0	0.40	0.21
108-05-4	Vinyl acetate	0.80	U Q	5.0	0.80	0.53
594-20-7	2,2-Dichloropropane	0.80	U	1.0	0.80	0.47
156-59-2	cis-1,2-Dichloroethene	0.40	U	1.0	0.40	0.22
78-93-3	2-Butanone (MEK)	1.9	U	5.0	1.9	1.3
74-97-5	Chlorobromomethane	0.40	U	1.0	0.40	0.26
109-99-9	Tetrahydrofuran	1.6	U Q	2.0	1.6	0.94
67-66-3	Chloroform	0.40	U	1.0	0.40	0.20
71-55-6	1,1,1-Trichloroethane	0.40	U	1.0	0.40	0.20
110-82-7	Cyclohexane	0.40	U	1.0	0.40	0.22
563-58-6	1,1-Dichloropropene	0.40	U	1.0	0.40	0.19
56-23-5	Carbon tetrachloride	0.40	U Q	1.0	0.40	0.22
78-83-1	Isobutyl alcohol	9.7	U Q	50	9.7	9.0
71-43-2	Benzene	0.40	U	1.0	0.40	0.19
107-06-2	1,2-Dichloroethane	0.40	U	1.0	0.40	0.19
79-01-6	Trichloroethene	0.40	U	1.0	0.40	0.18
108-87-2	Methylcyclohexane	0.40	U	1.0	0.40	0.20
78-87-5	1,2-Dichloropropane	0.40	U	1.0	0.40	0.24
74-95-3	Dibromomethane	0.40	U	1.0	0.40	0.24

FORM I
GC/MS VOA ORGANICS ANALYSIS DATA SHEET

Lab Name: TestAmerica Burlington | Job No.: 200-28023-1

SDG No.: 200-28023

Client Sample ID: DUP-1-5-18-15 | Lab Sample ID: 200-28023-6

Matrix: Water | Lab File ID: 13776_15.D

Analysis Method: 8260C | Date Collected: 05/18/2015 00:00

Sample wt/vol: 5(mL) | Date Analyzed: 05/27/2015 19:15

Soil Aliquot Vol: | Dilution Factor: 1

Soil Extract Vol.: | GC Column: DB-624 ID: 0.53(mm)

% Moisture: | Level: (low/med) Low

Analysis Batch No.: 88791 | Units: ug/L

CAS NO.	COMPOUND NAME	RESULT	Q	LOQ	LOD	DL
123-91-1	1,4-Dioxane	16	U	40	16	6.2
75-27-4	Dichlorobromomethane	0.40	U	1.0	0.40	0.20
110-75-8	2-Chloroethyl vinyl ether	0.40	U Q	1.0	0.40	0.18
10061-01-5	cis-1,3-Dichloropropene	0.40	U	1.0	0.40	0.22
108-10-1	4-Methyl-2-pentanone (MIBK)	1.9	U	5.0	1.9	0.82
108-88-3	Toluene	0.40	U	1.0	0.40	0.22
10061-02-6	trans-1,3-Dichloropropene	0.40	U Q	1.0	0.40	0.26
79-00-5	1,1,2-Trichloroethane	0.40	U	1.0	0.40	0.24
127-18-4	Tetrachloroethene	0.40	U	1.0	0.40	0.22
142-28-9	1,3-Dichloropropane	0.40	U	1.0	0.40	0.20
591-78-6	2-Hexanone	1.9	U	5.0	1.9	1.2
124-48-1	Chlorodibromomethane	0.40	U	1.0	0.40	0.22
106-93-4	Ethylene Dibromide	0.40	U	1.0	0.40	0.22
108-90-7	Chlorobenzene	0.40	U	1.0	0.40	0.18
630-20-6	1,1,1,2-Tetrachloroethane	0.40	U	1.0	0.40	0.20
100-41-4	Ethylbenzene	0.40	U	1.0	0.40	0.20
179601-23-1	m-Xylene & p-Xylene	0.40	U	1.0	0.40	0.21
95-47-6	o-Xylene	0.40	U	1.0	0.40	0.23
1330-20-7	Xylenes, Total	0.40	U	2.0	0.40	0.21
100-42-5	Styrene	0.40	U	1.0	0.40	0.26
75-25-2	Bromoform	0.40	U Q	1.0	0.40	0.23
98-82-8	Isopropylbenzene	0.40	U	1.0	0.40	0.22
108-86-1	Bromobenzene	0.40	U	1.0	0.40	0.21
79-34-5	1,1,2,2-Tetrachloroethane	0.40	U	1.0	0.40	0.27
96-18-4	1,2,3-Trichloropropane	0.40	U	1.0	0.40	0.29
103-65-1	N-Propylbenzene	0.40	U	1.0	0.40	0.19
95-49-8	2-Chlorotoluene	0.40	U	1.0	0.40	0.23
106-43-4	4-Chlorotoluene	0.40	U	1.0	0.40	0.26
108-67-8	1,3,5-Trimethylbenzene	0.40	U	1.0	0.40	0.22
98-06-6	tert-Butylbenzene	0.40	U	1.0	0.40	0.20
95-63-6	1,2,4-Trimethylbenzene	0.40	U	1.0	0.40	0.21
135-98-8	sec-Butylbenzene	0.40	U	1.0	0.40	0.21
99-87-6	4-Isopropyltoluene	0.40	U	1.0	0.40	0.22
541-73-1	1,3-Dichlorobenzene	0.40	U	1.0	0.40	0.20
106-46-7	1,4-Dichlorobenzene	0.40	U	1.0	0.40	0.26
95-50-1	1,2-Dichlorobenzene	0.40	U	1.0	0.40	0.23

FORM I
GC/MS VOA ORGANICS ANALYSIS DATA SHEET

Lab Name: TestAmerica Burlington Job No.: 200-28023-1

SDG No.: 200-28023

Client Sample ID: DUP-1-5-18-15 Lab Sample ID: 200-28023-6

Matrix: Water Lab File ID: 13776_15.D

Analysis Method: 8260C Date Collected: 05/18/2015 00:00

Sample wt/vol: 5(mL) Date Analyzed: 05/27/2015 19:15

Soil Aliquot Vol: Dilution Factor: 1

Soil Extract Vol.: GC Column: DB-624 ID: 0.53(mm)

% Moisture: Level: (low/med) Low

Analysis Batch No.: 88791 Units: ug/L

CAS NO.	COMPOUND NAME	RESULT	Q	LOQ	LOD	DL
104-51-8	n-Butylbenzene	0.40	U	1.0	0.40	0.20
96-12-8	1,2-Dibromo-3-Chloropropane	0.40	U Q	1.0	0.40	0.24
120-82-1	1,2,4-Trichlorobenzene	0.40	U	1.0	0.40	0.21
87-68-3	Hexachlorobutadiene	0.40	U	1.0	0.40	0.29
91-20-3	Naphthalene	0.40	U Q	1.0	0.40	0.31
87-61-6	1,2,3-Trichlorobenzene	0.40	U	1.0	0.40	0.26

CAS NO.	SURROGATE	%REC	Q	LIMITS
17060-07-0	1,2-Dichloroethane-d4 (Surr)	107		80-120
2037-26-5	Toluene-d8 (Surr)	104		80-120
460-00-4	4-Bromofluorobenzene	107		80-125
1868-53-7	Dibromofluoromethane (Surr)	110		50-150

TestAmerica Burlington
Target Compound Quantitation Report

Data File: \\BTV-LIMS1\ChromData\CHL.i\20150527-13776.b\13776_15.D
Lims ID: 200-28023-A-6 Lab Sample ID: 200-28023-6
Client ID: DUP-1-5-18-15
Sample Type: Client
Inject. Date: 27-May-2015 19:15:30 ALS Bottle#: 14 Worklist Smp#: 14
Purge Vol: 5.000 mL Dil. Factor: 1.0000
Sample Info: 200-0013776-014
Misc. Info.: 1,5
Operator ID: NEA Instrument ID: CHL.i

Method: \\BTV-LIMS1\ChromData\CHL.i\20150527-13776.b\8260_L_W_Ver.2.m
Limit Group: VM_8260C_Limits
Last Update: 29-May-2015 11:22:59 Calib Date: 20-May-2015 15:58:30
Integrator: RTE ID Type: Deconvolution ID
Quant Method: Internal Standard Quant By: Initial Calibration
Last ICal File: \\BTV-LIMS1\ChromData\CHL.i\20150520-13688.b\13688_09.D

Column 1 : DB-624 (0.53 mm) Det: MS SCAN
Process Host: XAWRK030

First Level Reviewer: archern Date: 29-May-2015 11:05:24

Compound	Sig	RT (min.)	Adj RT (min.)	Dlt RT (min.)	Q	Response	OnCol Amt ug/l	Flags
1 Dichlorodifluoromethane	85		2.628				ND	
2 Chloromethane	50		2.885				ND	
3 Vinyl chloride	62		3.033				ND	
6 Bromomethane	94		3.517				ND	
7 Chloroethane	64		3.685				ND	
9 Trichlorofluoromethane	101		4.090				ND	
13 1,1-Dichloroethene	96		4.949				ND	
14 1,1,2-Trichloro-1,2,2-trif	101		4.959				ND	
15 Acetone	43	5.043	5.048	-0.005	86	29736	1.27	
16 Iodomethane	142		5.196				ND	
17 Carbon disulfide	76	5.320	5.305	0.015	39	14426	0.0967	7
19 Methyl acetate	74		5.601				ND	
20 Methylene Chloride	84	5.754	5.759	-0.005	98	81907	0.1771	
* 21 TBA-d9 (IS)	65	5.853	5.838	0.015	98	2246768	500.0	
24 trans-1,2-Dichloroethene	96		6.233				ND	
25 Methyl tert-butyl ether	73		6.253				ND	
S 26 1,2-Dichloroethene, Total	96				0		0.2070	
28 1,1-Dichloroethane	63		6.935				ND	
29 Vinyl acetate	86		7.053				ND	
* 33 2-Butanone-d5	46	7.848	7.843	0.005	98	3078943	125.0	
34 2,2-Dichloropropane	41		7.912				ND	
35 cis-1,2-Dichloroethene	96	7.927	7.922	0.005	91	11996	0.2070	
36 2-Butanone (MEK)	72		7.962				ND	
39 Chlorobromomethane	128		8.327				ND	
40 Tetrahydrofuran	42		8.456				ND	
41 Chloroform	83	8.481	8.475	0.006	9	6183	0.0599	7
$ 42 Dibromofluoromethane (Surr	113	8.737	8.732	0.005	89	2356671	27.6	7
43 1,1,1-Trichloroethane	97		8.792				ND	
44 Cyclohexane	56		8.910				ND	
45 1,1-Dichloropropene	75		9.078				ND	
46 Carbon tetrachloride	117		9.088				ND	

Compound	Sig	RT (min.)	Adj RT (min.)	Dlt RT (min.)	Q	Response	OnCol Amt ug/l	Flags
47 Isobutyl alcohol	43		9.295				ND	
$ 48 1,2-Dichloroethane-d4 (Sur	65	9.310	9.325	-0.015	80	1121802	26.6	
49 Benzene	78	9.439	9.434	0.005	49	2381	0.0147	7
50 1,2-Dichloroethane	62		9.453				ND	
* 52 Fluorobenzene	96	9.913	9.908	0.005	97	4603019	25.0	
54 Trichloroethene	95		10.570				ND	
55 Methylcyclohexane	83		10.905				ND	
56 1,2-Dichloropropane	63		10.945				ND	
* 57 1,4-Dioxane-d8	96	11.108	11.103	0.005	27	201428	500.0	
58 Dibromomethane	93		11.152				ND	
60 1,4-Dioxane	88		11.202				ND	
61 Dichlorobromomethane	83		11.429				ND	
62 2-Chloroethyl vinyl ether	63		12.002				ND	
63 cis-1,3-Dichloropropene	75		12.249				ND	
64 4-Methyl-2-pentanone (MIBK	43		12.525				ND	
$ 65 Toluene-d8 (Surr)	98	12.738	12.753	-0.015	99	3898883	26.0	
66 Toluene	92	12.866	12.871	-0.005	89	3316	0.0310	7
67 trans-1,3-Dichloropropene	75		13.276				ND	
69 1,1,2-Trichloroethane	83		13.612				ND	
70 Tetrachloroethene	166		13.928				ND	
71 1,3-Dichloropropane	76		13.948				ND	
72 2-Hexanone	43		14.145				ND	
73 Chlorodibromomethane	129	14.407	14.402	0.005	1	1331	0.0152	7
74 Ethylene Dibromide	107		14.639				ND	
* 75 Chlorobenzene-d5	117	15.652	15.657	-0.005	89	3590381	25.0	
76 Chlorobenzene	112		15.726				ND	
77 1,1,1,2-Tetrachloroethane	131		15.894				ND	
78 Ethylbenzene	91		15.983				ND	
79 m-Xylene & p-Xylene	106		16.269				ND	
S 80 Xylenes, Total	106				0		0.005761	7
81 o-Xylene	106	17.183	17.198	-0.015	1	419	0.005761	7
82 Styrene	104	17.242	17.227	0.015	1	2658	0.0248	7
83 Bromoform	173		17.622				ND	
84 Isopropylbenzene	105		18.037				ND	
$ 85 4-Bromofluorobenzene	95	18.309	18.314	-0.005	87	2561309	26.8	
86 Bromobenzene	156	18.566	18.571	-0.004	41	1319	0.0193	7
87 1,1,2,2-Tetrachloroethane	83		18.580				ND	
88 1,2,3-Trichloropropane	110		18.650				ND	
90 N-Propylbenzene	120		18.788				ND	
91 2-Chlorotoluene	126		18.906				ND	
92 1,3,5-Trimethylbenzene	105	19.069	19.064	0.005	71	3016	0.0210	7
93 4-Chlorotoluene	126	19.069	19.064	0.005	89	404	0.008297	7
94 tert-Butylbenzene	119	19.504	19.509	-0.005	1	1387	0.008879	7
95 1,2,4-Trimethylbenzene	105	19.593	19.578	0.015	83	3872	0.0278	7
96 sec-Butylbenzene	105	19.800	19.805	-0.005	91	4914	0.0234	7
97 1,3-Dichlorobenzene	146	19.939	19.934	0.005	89	3610	0.0347	7
98 4-Isopropyltoluene	119		19.993				ND	
* 99 1,4-Dichlorobenzene-d4	152	20.008	20.003	0.005	97	1893574	25.0	
100 1,4-Dichlorobenzene	146	20.037	20.032	0.005	85	6500	0.0608	7
101 n-Butylbenzene	91	20.462	20.467	-0.005	95	4373	0.0310	7
102 1,2-Dichlorobenzene	146	20.472	20.467	0.005	87	3315	0.0343	7
103 1,2-Dibromo-3-Chloropropan	75		21.257				ND	

Compound	Sig	RT (min.)	Adj RT (min.)	Dlt RT (min.)	Q	Response	OnCol Amt ug/l	Flags
104 1,2,4-Trichlorobenzene	180		22.087				ND	
105 Hexachlorobutadiene	225		22.265				ND	
106 Naphthalene	128	22.369	22.354	0.015	95	9252	0.1003	
107 1,2,3-Trichlorobenzene	180		22.610				ND	

QC Flag Legend

Processing Flags

7 - Failed Limit of Detection

Reagents:

8260SScorp_00013	Amount Added:	2.50	Units: uL	
8260IScorp._00015	Amount Added:	2.50	Units: uL	Run Reagent

Report Date: 29-May-2015 11:23:17 Chrom Revision: 2.2 05-May-2015 11:39:10

TestAmerica Burlington

Data File: \\BTV-LIMS1\ChromData\CHL.i\20150527-13776.b\13776_15.D

Injection Date:	27-May-2015 19:15:30	Instrument ID:	CHL.i	Operator ID:	NEA
Lims ID:	200-28023-A-6	Lab Sample ID:	200-28023-6	Worklist Smp#:	14
Client ID:	DUP-1-5-18-15				
Purge Vol:	5.000 mL	Dil. Factor:	1.0000	ALS Bottle#:	14
Method:	8260_L_W_Ver.2	Limit Group:	VM_8260C_Limits		

Column: DB-624 (0.53 mm)

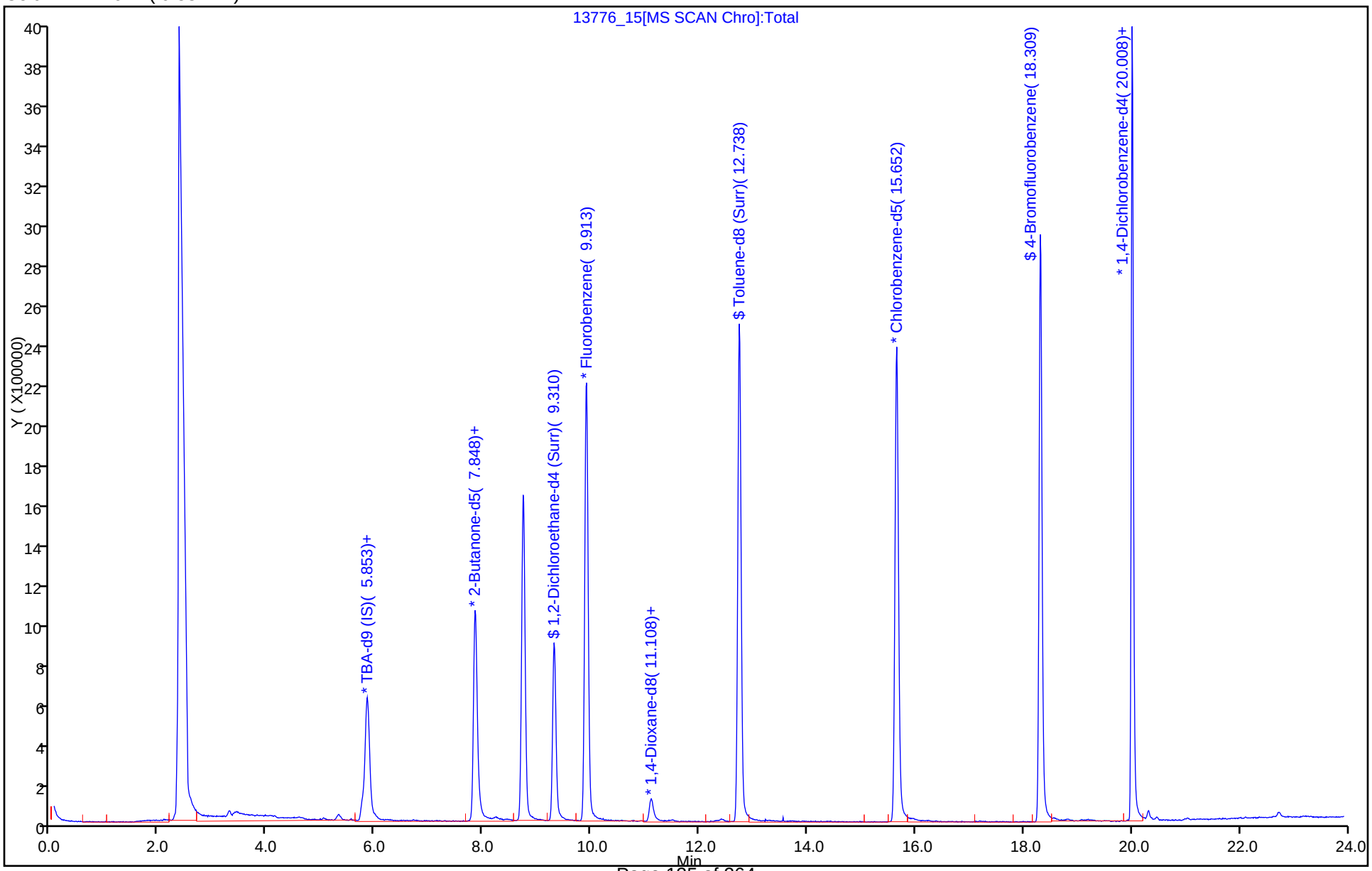

FORM I
GC/MS VOA ORGANICS ANALYSIS DATA SHEET

Lab Name: TestAmerica Burlington | Job No.: 200-28023-1

SDG No.: 200-28023

Client Sample ID: TRIP BLANK | Lab Sample ID: 200-28023-7

Matrix: Water | Lab File ID: 13776_16.D

Analysis Method: 8260C | Date Collected: 05/18/2015 00:00

Sample wt/vol: 5(mL) | Date Analyzed: 05/27/2015 19:49

Soil Aliquot Vol: | Dilution Factor: 1

Soil Extract Vol.: | GC Column: DB-624 ID: 0.53(mm)

% Moisture: | Level: (low/med) Low

Analysis Batch No.: 88791 | Units: ug/L

CAS NO.	COMPOUND NAME	RESULT	Q	LOQ	LOD	DL
75-71-8	Dichlorodifluoromethane	0.40	U	1.0	0.40	0.27
74-87-3	Chloromethane	0.40	U	1.0	0.40	0.34
75-01-4	Vinyl chloride	0.40	U	1.0	0.40	0.23
74-83-9	Bromomethane	0.40	U Q	1.0	0.40	0.34
75-00-3	Chloroethane	0.40	U	1.0	0.40	0.37
75-69-4	Trichlorofluoromethane	0.40	U	1.0	0.40	0.30
75-35-4	1,1-Dichloroethene	0.40	U	1.0	0.40	0.19
76-13-1	1,1,2-Trichloro-1,2,2-trifluoroethane	0.40	U	1.0	0.40	0.24
67-64-1	Acetone	1.9	U Q	5.0	1.9	1.7
74-88-4	Iodomethane	0.40	U	1.0	0.40	0.23
75-15-0	Carbon disulfide	0.40	U	1.0	0.40	0.21
79-20-9	Methyl acetate	1.9	U	5.0	1.9	0.87
75-09-2	Methylene Chloride	0.40	U	1.0	0.40	0.23
156-60-5	trans-1,2-Dichloroethene	0.40	U	1.0	0.40	0.23
540-59-0	1,2-Dichloroethene, Total	0.40	U	2.0	0.40	0.22
1634-04-4	Methyl tert-butyl ether	0.40	U	1.0	0.40	0.21
75-34-3	1,1-Dichloroethane	0.40	U	1.0	0.40	0.21
108-05-4	Vinyl acetate	0.80	U Q	5.0	0.80	0.53
594-20-7	2,2-Dichloropropane	0.80	U	1.0	0.80	0.47
156-59-2	cis-1,2-Dichloroethene	0.40	U	1.0	0.40	0.22
78-93-3	2-Butanone (MEK)	1.9	U	5.0	1.9	1.3
74-97-5	Chlorobromomethane	0.40	U	1.0	0.40	0.26
109-99-9	Tetrahydrofuran	1.6	U Q	2.0	1.6	0.94
67-66-3	Chloroform	0.40	U	1.0	0.40	0.20
71-55-6	1,1,1-Trichloroethane	0.40	U	1.0	0.40	0.20
110-82-7	Cyclohexane	0.40	U	1.0	0.40	0.22
563-58-6	1,1-Dichloropropene	0.40	U	1.0	0.40	0.19
56-23-5	Carbon tetrachloride	0.40	U Q	1.0	0.40	0.22
78-83-1	Isobutyl alcohol	9.7	U Q	50	9.7	9.0
71-43-2	Benzene	0.40	U	1.0	0.40	0.19
107-06-2	1,2-Dichloroethane	0.40	U	1.0	0.40	0.19
79-01-6	Trichloroethene	0.40	U	1.0	0.40	0.18
108-87-2	Methylcyclohexane	0.40	U	1.0	0.40	0.20
78-87-5	1,2-Dichloropropane	0.40	U	1.0	0.40	0.24
74-95-3	Dibromomethane	0.40	U	1.0	0.40	0.24

FORM I
GC/MS VOA ORGANICS ANALYSIS DATA SHEET

Lab Name: TestAmerica Burlington | Job No.: 200-28023-1

SDG No.: 200-28023

Client Sample ID: TRIP BLANK | Lab Sample ID: 200-28023-7

Matrix: Water | Lab File ID: 13776_16.D

Analysis Method: 8260C | Date Collected: 05/18/2015 00:00

Sample wt/vol: 5(mL) | Date Analyzed: 05/27/2015 19:49

Soil Aliquot Vol: | Dilution Factor: 1

Soil Extract Vol.: | GC Column: DB-624 ID: 0.53(mm)

% Moisture: | Level: (low/med) Low

Analysis Batch No.: 88791 | Units: ug/L

CAS NO.	COMPOUND NAME	RESULT	Q	LOQ	LOD	DL
123-91-1	1,4-Dioxane	16	U	40	16	6.2
75-27-4	Dichlorobromomethane	0.40	U	1.0	0.40	0.20
110-75-8	2-Chloroethyl vinyl ether	0.40	U Q	1.0	0.40	0.18
10061-01-5	cis-1,3-Dichloropropene	0.40	U	1.0	0.40	0.22
108-10-1	4-Methyl-2-pentanone (MIBK)	1.9	U	5.0	1.9	0.82
108-88-3	Toluene	0.40	U	1.0	0.40	0.22
10061-02-6	trans-1,3-Dichloropropene	0.40	U Q	1.0	0.40	0.26
79-00-5	1,1,2-Trichloroethane	0.40	U	1.0	0.40	0.24
127-18-4	Tetrachloroethene	0.40	U	1.0	0.40	0.22
142-28-9	1,3-Dichloropropane	0.40	U	1.0	0.40	0.20
591-78-6	2-Hexanone	1.9	U	5.0	1.9	1.2
124-48-1	Chlorodibromomethane	0.40	U	1.0	0.40	0.22
106-93-4	Ethylene Dibromide	0.40	U	1.0	0.40	0.22
108-90-7	Chlorobenzene	0.40	U	1.0	0.40	0.18
630-20-6	1,1,1,2-Tetrachloroethane	0.40	U	1.0	0.40	0.20
100-41-4	Ethylbenzene	0.40	U	1.0	0.40	0.20
179601-23-1	m-Xylene & p-Xylene	0.40	U	1.0	0.40	0.21
95-47-6	o-Xylene	0.40	U	1.0	0.40	0.23
1330-20-7	Xylenes, Total	0.40	U	2.0	0.40	0.21
100-42-5	Styrene	0.40	U	1.0	0.40	0.26
75-25-2	Bromoform	0.40	U Q	1.0	0.40	0.23
98-82-8	Isopropylbenzene	0.40	U	1.0	0.40	0.22
108-86-1	Bromobenzene	0.40	U	1.0	0.40	0.21
79-34-5	1,1,2,2-Tetrachloroethane	0.40	U	1.0	0.40	0.27
96-18-4	1,2,3-Trichloropropane	0.40	U	1.0	0.40	0.29
103-65-1	N-Propylbenzene	0.40	U	1.0	0.40	0.19
95-49-8	2-Chlorotoluene	0.40	U	1.0	0.40	0.23
106-43-4	4-Chlorotoluene	0.40	U	1.0	0.40	0.26
108-67-8	1,3,5-Trimethylbenzene	0.40	U	1.0	0.40	0.22
98-06-6	tert-Butylbenzene	0.40	U	1.0	0.40	0.20
95-63-6	1,2,4-Trimethylbenzene	0.40	U	1.0	0.40	0.21
135-98-8	sec-Butylbenzene	0.40	U	1.0	0.40	0.21
99-87-6	4-Isopropyltoluene	0.40	U	1.0	0.40	0.22
541-73-1	1,3-Dichlorobenzene	0.40	U	1.0	0.40	0.20
106-46-7	1,4-Dichlorobenzene	0.40	U	1.0	0.40	0.26
95-50-1	1,2-Dichlorobenzene	0.40	U	1.0	0.40	0.23

FORM I
GC/MS VOA ORGANICS ANALYSIS DATA SHEET

Lab Name: TestAmerica Burlington Job No.: 200-28023-1

SDG No.: 200-28023

Client Sample ID: TRIP BLANK Lab Sample ID: 200-28023-7

Matrix: Water Lab File ID: 13776_16.D

Analysis Method: 8260C Date Collected: 05/18/2015 00:00

Sample wt/vol: 5(mL) Date Analyzed: 05/27/2015 19:49

Soil Aliquot Vol: Dilution Factor: 1

Soil Extract Vol.: GC Column: DB-624 ID: 0.53(mm)

% Moisture: Level: (low/med) Low

Analysis Batch No.: 88791 Units: ug/L

CAS NO.	COMPOUND NAME	RESULT	Q	LOQ	LOD	DL
104-51-8	n-Butylbenzene	0.40	U	1.0	0.40	0.20
96-12-8	1,2-Dibromo-3-Chloropropane	0.40	U Q	1.0	0.40	0.24
120-82-1	1,2,4-Trichlorobenzene	0.40	U	1.0	0.40	0.21
87-68-3	Hexachlorobutadiene	0.40	U	1.0	0.40	0.29
91-20-3	Naphthalene	0.40	U Q	1.0	0.40	0.31
87-61-6	1,2,3-Trichlorobenzene	0.40	U	1.0	0.40	0.26

CAS NO.	SURROGATE	%REC	Q	LIMITS
17060-07-0	1,2-Dichloroethane-d4 (Surr)	106		80-120
2037-26-5	Toluene-d8 (Surr)	106		80-120
460-00-4	4-Bromofluorobenzene	108		80-125
1868-53-7	Dibromofluoromethane (Surr)	110		50-150

TestAmerica Burlington
Target Compound Quantitation Report

Data File: \\BTV-LIMS1\ChromData\CHL.i\20150527-13776.b\13776_16.D
Lims ID: 200-28023-A-7 Lab Sample ID: 200-28023-7
Client ID: TRIP BLANK
Sample Type: Client
Inject. Date: 27-May-2015 19:49:30 ALS Bottle#: 15 Worklist Smp#: 15
Purge Vol: 5.000 mL Dil. Factor: 1.0000
Sample Info: 200-0013776-015
Misc. Info.: 1,5
Operator ID: NEA Instrument ID: CHL.i

Method: \\BTV-LIMS1\ChromData\CHL.i\20150527-13776.b\8260_L_W_Ver.2.m
Limit Group: VM_8260C_Limits
Last Update: 29-May-2015 11:22:59 Calib Date: 20-May-2015 15:58:30
Integrator: RTE ID Type: Deconvolution ID
Quant Method: Internal Standard Quant By: Initial Calibration
Last ICal File: \\BTV-LIMS1\ChromData\CHL.i\20150520-13688.b\13688_09.D

Column 1 : DB-624 (0.53 mm) Det: MS SCAN
Process Host: XAWRK030

First Level Reviewer: archern Date: 29-May-2015 11:08:23

	Compound	Sig	RT (min.)	Adj RT (min.)	Dlt RT (min.)	Q	Response	OnCol Amt ug/l	Flags
	1 Dichlorodifluoromethane	85		2.628				ND	
	2 Chloromethane	50		2.885				ND	
	3 Vinyl chloride	62		3.033				ND	
	6 Bromomethane	94		3.517				ND	
	7 Chloroethane	64		3.685				ND	
	9 Trichlorofluoromethane	101		4.090				ND	
	13 1,1-Dichloroethene	96		4.949				ND	
	14 1,1,2-Trichloro-1,2,2-trif	101		4.959				ND	
	15 Acetone	43	5.048	5.048	0.000	76	8153	0.3616	
	16 Iodomethane	142		5.196				ND	
	17 Carbon disulfide	76	5.314	5.305	0.009	95	17039	0.1130	
	19 Methyl acetate	74		5.601				ND	
	20 Methylene Chloride	84	5.769	5.759	0.010	98	81700	0.1581	
*	21 TBA-d9 (IS)	65	5.858	5.838	0.020	98	2106258	500.0	
	24 trans-1,2-Dichloroethene	96		6.233				ND	
	25 Methyl tert-butyl ether	73		6.253				ND	
S	26 1,2-Dichloroethene, Total	96		6.390				ND	
	28 1,1-Dichloroethane	63		6.935				ND	
	29 Vinyl acetate	86		7.053				ND	
*	33 2-Butanone-d5	46	7.853	7.843	0.010	98	2959836	125.0	
	34 2,2-Dichloropropane	41		7.912				ND	
	35 cis-1,2-Dichloroethene	96		7.922				ND	
	36 2-Butanone (MEK)	72		7.962				ND	
	39 Chlorobromomethane	128		8.327				ND	
	40 Tetrahydrofuran	42		8.456				ND	
	41 Chloroform	83	8.495	8.475	0.020	1	1245	0.0119	7
$	42 Dibromofluoromethane (Surr	113	8.742	8.732	0.010	88	2368180	27.4	7
	43 1,1,1-Trichloroethane	97		8.792				ND	
	44 Cyclohexane	56		8.910				ND	
	45 1,1-Dichloropropene	75		9.078				ND	
	46 Carbon tetrachloride	117		9.088				ND	

Compound	Sig	RT (min.)	Adj RT (min.)	Dlt RT (min.)	Q	Response	OnCol Amt ug/l	Flags
47 Isobutyl alcohol	43		9.295				ND	
$ 48 1,2-Dichloroethane-d4 (Sur	65	9.315	9.325	-0.010	80	1127232	26.5	
49 Benzene	78		9.434				ND	
50 1,2-Dichloroethane	62		9.453				ND	
* 52 Fluorobenzene	96	9.917	9.908	0.009	97	4650335	25.0	
54 Trichloroethene	95		10.570				ND	
55 Methylcyclohexane	83		10.905				ND	
56 1,2-Dichloropropane	63		10.945				ND	
* 57 1,4-Dioxane-d8	96	11.103	11.103	0.000	27	173522	500.0	
58 Dibromomethane	93		11.152				ND	
60 1,4-Dioxane	88		11.202				ND	
61 Dichlorobromomethane	83		11.429				ND	
62 2-Chloroethyl vinyl ether	63		12.002				ND	
63 cis-1,3-Dichloropropene	75		12.249				ND	
64 4-Methyl-2-pentanone (MIBK	43		12.525				ND	
$ 65 Toluene-d8 (Surr)	98	12.742	12.753	-0.011	99	3984044	26.5	
66 Toluene	92	12.871	12.871	0.000	67	3386	0.0317	7
67 trans-1,3-Dichloropropene	75		13.276				ND	
69 1,1,2-Trichloroethane	83		13.612				ND	
70 Tetrachloroethene	166		13.928				ND	
71 1,3-Dichloropropane	76		13.948				ND	
72 2-Hexanone	43		14.145				ND	
73 Chlorodibromomethane	129	14.412	14.402	0.010	1	771	0.008812	7
74 Ethylene Dibromide	107		14.639				ND	
* 75 Chlorobenzene-d5	117	15.656	15.657	-0.001	89	3591505	25.0	
76 Chlorobenzene	112		15.726				ND	
77 1,1,1,2-Tetrachloroethane	131		15.894				ND	
78 Ethylbenzene	91		15.983				ND	
79 m-Xylene & p-Xylene	106	16.269	16.269	0.000	1	459	0.006111	7
S 80 Xylenes, Total	106				0		0.006111	7
81 o-Xylene	106		17.198				ND	
82 Styrene	104		17.227				ND	
83 Bromoform	173		17.622				ND	
84 Isopropylbenzene	105		18.037				ND	
$ 85 4-Bromofluorobenzene	95	18.323	18.314	0.009	87	2571952	26.9	
86 Bromobenzene	156	18.580	18.571	0.010	53	665	0.009776	7
87 1,1,2,2-Tetrachloroethane	83		18.580				ND	
88 1,2,3-Trichloropropane	110		18.650				ND	
90 N-Propylbenzene	120		18.788				ND	
91 2-Chlorotoluene	126		18.906				ND	
92 1,3,5-Trimethylbenzene	105	19.064	19.064	0.000	1	1867	0.0130	7
93 4-Chlorotoluene	126		19.064				ND	
94 tert-Butylbenzene	119	19.519	19.509	0.010	4	2502	0.0161	7
95 1,2,4-Trimethylbenzene	105	19.598	19.578	0.020	1	3428	0.0246	7
96 sec-Butylbenzene	105		19.805				ND	
97 1,3-Dichlorobenzene	146	19.943	19.934	0.009	85	3926	0.0378	7
98 4-Isopropyltoluene	119		19.993				ND	
* 99 1,4-Dichlorobenzene-d4	152	20.022	20.003	0.019	97	1889454	25.0	
100 1,4-Dichlorobenzene	146		20.032				ND	
101 n-Butylbenzene	91		20.467				ND	
102 1,2-Dichlorobenzene	146	20.467	20.467	0.000	83	3237	0.0336	7
103 1,2-Dibromo-3-Chloropropan	75		21.257				ND	

Compound	Sig	RT (min.)	Adj RT (min.)	Dlt RT (min.)	Q	Response	OnCol Amt ug/l	Flags
104 1,2,4-Trichlorobenzene	180		22.087				ND	
105 Hexachlorobutadiene	225		22.265				ND	
106 Naphthalene	128	22.383	22.354	0.029	12	7365	0.0800	7
107 1,2,3-Trichlorobenzene	180	22.630	22.610	0.020	82	2290	0.0431	7

QC Flag Legend

Processing Flags

7 - Failed Limit of Detection

Reagents:

8260SScorp_00013	Amount Added:	2.50	Units: uL	
8260IScorp._00015	Amount Added:	2.50	Units: uL	Run Reagent

Report Date: 29-May-2015 11:23:18 Chrom Revision: 2.2 05-May-2015 11:39:10

TestAmerica Burlington

Data File: \\BTV-LIMS1\ChromData\CHL.i\20150527-13776.b\13776_16.D

Injection Date:	27-May-2015 19:49:30	Instrument ID:	CHL.i	Operator ID:	NEA
Lims ID:	200-28023-A-7	Lab Sample ID:	200-28023-7	Worklist Smp#:	15
Client ID:	TRIP BLANK				
Purge Vol:	5.000 mL	Dil. Factor:	1.0000	ALS Bottle#:	15
Method:	8260_L_W_Ver.2	Limit Group:	VM_8260C_Limits		

Column: DB-624 (0.53 mm)

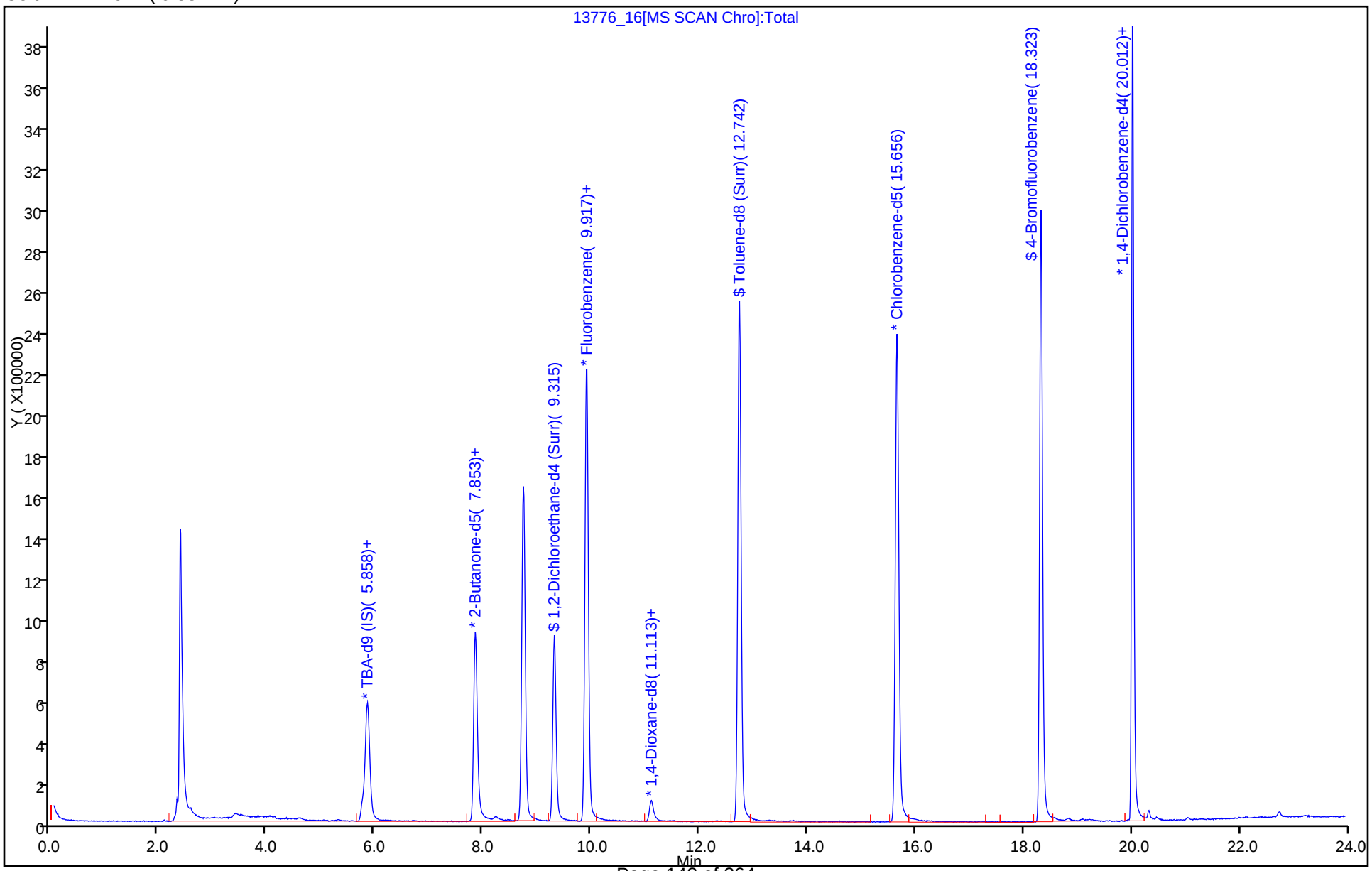

FORM I
GC/MS VOA ORGANICS ANALYSIS DATA SHEET

Lab Name: TestAmerica Burlington | Job No.: 200-28023-1

SDG No.: 200-28023

Client Sample ID: IRRIGATION #1 | Lab Sample ID: 200-28023-8

Matrix: Water | Lab File ID: 13776_17.D

Analysis Method: 8260C | Date Collected: 05/19/2015 09:25

Sample wt/vol: 5(mL) | Date Analyzed: 05/27/2015 20:23

Soil Aliquot Vol: | Dilution Factor: 1

Soil Extract Vol.: | GC Column: DB-624 ID: 0.53(mm)

% Moisture: | Level: (low/med) Low

Analysis Batch No.: 88791 | Units: ug/L

CAS NO.	COMPOUND NAME	RESULT	Q	LOQ	LOD	DL
75-71-8	Dichlorodifluoromethane	0.40	U	1.0	0.40	0.27
74-87-3	Chloromethane	0.40	U	1.0	0.40	0.34
75-01-4	Vinyl chloride	0.40	U	1.0	0.40	0.23
74-83-9	Bromomethane	0.40	U Q	1.0	0.40	0.34
75-00-3	Chloroethane	0.40	U	1.0	0.40	0.37
75-69-4	Trichlorofluoromethane	0.40	U	1.0	0.40	0.30
75-35-4	1,1-Dichloroethene	0.40	U	1.0	0.40	0.19
76-13-1	1,1,2-Trichloro-1,2,2-trifl uoroethane	0.40	U	1.0	0.40	0.24
67-64-1	Acetone	1.9	U Q	5.0	1.9	1.7
74-88-4	Iodomethane	0.40	U	1.0	0.40	0.23
75-15-0	Carbon disulfide	0.40	U	1.0	0.40	0.21
79-20-9	Methyl acetate	1.9	U	5.0	1.9	0.87
75-09-2	Methylene Chloride	0.40	U	1.0	0.40	0.23
156-60-5	trans-1,2-Dichloroethene	0.40	U	1.0	0.40	0.23
540-59-0	1,2-Dichloroethene, Total	0.40	U	2.0	0.40	0.22
1634-04-4	Methyl tert-butyl ether	0.40	U	1.0	0.40	0.21
75-34-3	1,1-Dichloroethane	0.40	U	1.0	0.40	0.21
108-05-4	Vinyl acetate	0.80	U Q	5.0	0.80	0.53
594-20-7	2,2-Dichloropropane	0.80	U	1.0	0.80	0.47
156-59-2	cis-1,2-Dichloroethene	0.40	U	1.0	0.40	0.22
78-93-3	2-Butanone (MEK)	1.9	U	5.0	1.9	1.3
74-97-5	Chlorobromomethane	0.40	U	1.0	0.40	0.26
109-99-9	Tetrahydrofuran	1.6	U Q	2.0	1.6	0.94
67-66-3	Chloroform	0.40	U	1.0	0.40	0.20
71-55-6	1,1,1-Trichloroethane	0.40	U	1.0	0.40	0.20
110-82-7	Cyclohexane	0.40	U	1.0	0.40	0.22
563-58-6	1,1-Dichloropropene	0.40	U	1.0	0.40	0.19
56-23-5	Carbon tetrachloride	0.40	U Q	1.0	0.40	0.22
78-83-1	Isobutyl alcohol	9.7	U Q	50	9.7	9.0
71-43-2	Benzene	0.40	U	1.0	0.40	0.19
107-06-2	1,2-Dichloroethane	0.40	U	1.0	0.40	0.19
79-01-6	Trichloroethene	0.40	U	1.0	0.40	0.18
108-87-2	Methylcyclohexane	0.40	U	1.0	0.40	0.20
78-87-5	1,2-Dichloropropane	0.40	U	1.0	0.40	0.24
74-95-3	Dibromomethane	0.40	U	1.0	0.40	0.24

FORM I
GC/MS VOA ORGANICS ANALYSIS DATA SHEET

Lab Name: TestAmerica Burlington | Job No.: 200-28023-1

SDG No.: 200-28023

Client Sample ID: IRRIGATION #1 | Lab Sample ID: 200-28023-8

Matrix: Water | Lab File ID: 13776_17.D

Analysis Method: 8260C | Date Collected: 05/19/2015 09:25

Sample wt/vol: 5(mL) | Date Analyzed: 05/27/2015 20:23

Soil Aliquot Vol: | Dilution Factor: 1

Soil Extract Vol.: | GC Column: DB-624 ID: 0.53(mm)

% Moisture: | Level: (low/med) Low

Analysis Batch No.: 88791 | Units: ug/L

CAS NO.	COMPOUND NAME	RESULT	Q	LOQ	LOD	DL
123-91-1	1,4-Dioxane	16	U	40	16	6.2
75-27-4	Dichlorobromomethane	0.40	U	1.0	0.40	0.20
110-75-8	2-Chloroethyl vinyl ether	0.40	U Q	1.0	0.40	0.18
10061-01-5	cis-1,3-Dichloropropene	0.40	U	1.0	0.40	0.22
108-10-1	4-Methyl-2-pentanone (MIBK)	1.9	U	5.0	1.9	0.82
108-88-3	Toluene	0.40	U	1.0	0.40	0.22
10061-02-6	trans-1,3-Dichloropropene	0.40	U Q	1.0	0.40	0.26
79-00-5	1,1,2-Trichloroethane	0.40	U	1.0	0.40	0.24
127-18-4	Tetrachloroethene	0.40	U	1.0	0.40	0.22
142-28-9	1,3-Dichloropropane	0.40	U	1.0	0.40	0.20
591-78-6	2-Hexanone	1.9	U	5.0	1.9	1.2
124-48-1	Chlorodibromomethane	0.40	U	1.0	0.40	0.22
106-93-4	Ethylene Dibromide	0.40	U	1.0	0.40	0.22
108-90-7	Chlorobenzene	0.40	U	1.0	0.40	0.18
630-20-6	1,1,1,2-Tetrachloroethane	0.40	U	1.0	0.40	0.20
100-41-4	Ethylbenzene	0.40	U	1.0	0.40	0.20
179601-23-1	m-Xylene & p-Xylene	0.40	U	1.0	0.40	0.21
95-47-6	o-Xylene	0.40	U	1.0	0.40	0.23
1330-20-7	Xylenes, Total	0.40	U	2.0	0.40	0.21
100-42-5	Styrene	0.40	U	1.0	0.40	0.26
75-25-2	Bromoform	0.40	U Q	1.0	0.40	0.23
98-82-8	Isopropylbenzene	0.40	U	1.0	0.40	0.22
108-86-1	Bromobenzene	0.40	U	1.0	0.40	0.21
79-34-5	1,1,2,2-Tetrachloroethane	0.40	U	1.0	0.40	0.27
96-18-4	1,2,3-Trichloropropane	0.40	U	1.0	0.40	0.29
103-65-1	N-Propylbenzene	0.40	U	1.0	0.40	0.19
95-49-8	2-Chlorotoluene	0.40	U	1.0	0.40	0.23
106-43-4	4-Chlorotoluene	0.40	U	1.0	0.40	0.26
108-67-8	1,3,5-Trimethylbenzene	0.40	U	1.0	0.40	0.22
98-06-6	tert-Butylbenzene	0.40	U	1.0	0.40	0.20
95-63-6	1,2,4-Trimethylbenzene	0.40	U	1.0	0.40	0.21
135-98-8	sec-Butylbenzene	0.40	U	1.0	0.40	0.21
99-87-6	4-Isopropyltoluene	0.40	U	1.0	0.40	0.22
541-73-1	1,3-Dichlorobenzene	0.40	U	1.0	0.40	0.20
106-46-7	1,4-Dichlorobenzene	0.40	U	1.0	0.40	0.26
95-50-1	1,2-Dichlorobenzene	0.40	U	1.0	0.40	0.23

FORM I
GC/MS VOA ORGANICS ANALYSIS DATA SHEET

Lab Name: TestAmerica Burlington Job No.: 200-28023-1

SDG No.: 200-28023

Client Sample ID: IRRIGATION #1 Lab Sample ID: 200-28023-8

Matrix: Water Lab File ID: 13776_17.D

Analysis Method: 8260C Date Collected: 05/19/2015 09:25

Sample wt/vol: 5(mL) Date Analyzed: 05/27/2015 20:23

Soil Aliquot Vol: Dilution Factor: 1

Soil Extract Vol.: GC Column: DB-624 ID: 0.53(mm)

% Moisture: Level: (low/med) Low

Analysis Batch No.: 88791 Units: ug/L

CAS NO.	COMPOUND NAME	RESULT	Q	LOQ	LOD	DL
104-51-8	n-Butylbenzene	0.40	U	1.0	0.40	0.20
96-12-8	1,2-Dibromo-3-Chloropropane	0.40	U Q	1.0	0.40	0.24
120-82-1	1,2,4-Trichlorobenzene	0.40	U	1.0	0.40	0.21
87-68-3	Hexachlorobutadiene	0.40	U	1.0	0.40	0.29
91-20-3	Naphthalene	0.40	U Q	1.0	0.40	0.31
87-61-6	1,2,3-Trichlorobenzene	0.40	U	1.0	0.40	0.26

CAS NO.	SURROGATE	%REC	Q	LIMITS
17060-07-0	1,2-Dichloroethane-d4 (Surr)	107		80-120
2037-26-5	Toluene-d8 (Surr)	106		80-120
460-00-4	4-Bromofluorobenzene	107		80-125
1868-53-7	Dibromofluoromethane (Surr)	109		50-150

TestAmerica Burlington
Target Compound Quantitation Report

Data File: \\BTV-LIMS1\ChromData\CHL.i\20150527-13776.b\13776_17.D
Lims ID: 200-28023-A-8 Lab Sample ID: 200-28023-8
Client ID: IRRIGATION #1
Sample Type: Client
Inject. Date: 27-May-2015 20:23:30 ALS Bottle#: 16 Worklist Smp#: 16
Purge Vol: 5.000 mL Dil. Factor: 1.0000
Sample Info: 200-0013776-016
Misc. Info.: 1,5
Operator ID: NEA Instrument ID: CHL.i

Method: \\BTV-LIMS1\ChromData\CHL.i\20150527-13776.b\8260_L_W_Ver.2.m
Limit Group: VM_8260C_Limits
Last Update: 29-May-2015 11:22:59 Calib Date: 20-May-2015 15:58:30
Integrator: RTE ID Type: Deconvolution ID
Quant Method: Internal Standard Quant By: Initial Calibration
Last ICal File: \\BTV-LIMS1\ChromData\CHL.i\20150520-13688.b\13688_09.D

Column 1 : DB-624 (0.53 mm) Det: MS SCAN
Process Host: XAWRK030

First Level Reviewer: archern Date: 29-May-2015 11:13:13

	Compound	Sig	RT (min.)	Adj RT (min.)	Dlt RT (min.)	Q	Response	OnCol Amt ug/l	Flags
	1 Dichlorodifluoromethane	85		2.628				ND	
	2 Chloromethane	50		2.885				ND	
	3 Vinyl chloride	62		3.033				ND	
	6 Bromomethane	94		3.517				ND	
	7 Chloroethane	64		3.685				ND	
	9 Trichlorofluoromethane	101		4.090				ND	
	13 1,1-Dichloroethene	96		4.949				ND	
	14 1,1,2-Trichloro-1,2,2-trif	101		4.959				ND	
	15 Acetone	43	5.078	5.048	0.030	82	1988	0.0843	7
	16 Iodomethane	142		5.196				ND	
	17 Carbon disulfide	76	5.345	5.305	0.040	95	17909	0.1181	
	19 Methyl acetate	74		5.601				ND	
	20 Methylene Chloride	84	5.789	5.759	0.030	97	79584	0.1107	
*	21 TBA-d9 (IS)	65	5.878	5.838	0.040	97	2166845	500.0	
	24 trans-1,2-Dichloroethene	96		6.233				ND	
	25 Methyl tert-butyl ether	73		6.253				ND	
S	26 1,2-Dichloroethene, Total	96		6.390				ND	
	28 1,1-Dichloroethane	63		6.935				ND	
	29 Vinyl acetate	86		7.053				ND	
*	33 2-Butanone-d5	46	7.864	7.843	0.021	98	3095386	125.0	
	34 2,2-Dichloropropane	41		7.912				ND	
	35 cis-1,2-Dichloroethene	96		7.922				ND	
	36 2-Butanone (MEK)	72		7.962				ND	
	39 Chlorobromomethane	128		8.327				ND	
	40 Tetrahydrofuran	42		8.456				ND	
	41 Chloroform	83	8.486	8.475	0.011	38	2114	0.0202	7
$	42 Dibromofluoromethane (Surr	113	8.753	8.732	0.020	88	2376223	27.3	7
	43 1,1,1-Trichloroethane	97		8.792				ND	
	44 Cyclohexane	56		8.910				ND	
	45 1,1-Dichloropropene	75		9.078				ND	
	46 Carbon tetrachloride	117		9.088				ND	

Compound	Sig	RT (min.)	Adj RT (min.)	Dlt RT (min.)	Q	Response	OnCol Amt ug/l	Flags
47 Isobutyl alcohol	43		9.295				ND	
$ 48 1,2-Dichloroethane-d4 (Sur	65	9.325	9.325	0.000	80	1143784	26.7	
49 Benzene	78		9.434				ND	
50 1,2-Dichloroethane	62		9.453				ND	
* 52 Fluorobenzene	96	9.918	9.908	0.010	98	4679380	25.0	
54 Trichloroethene	95		10.570				ND	
55 Methylcyclohexane	83		10.905				ND	
56 1,2-Dichloropropane	63		10.945				ND	
* 57 1,4-Dioxane-d8	96	11.113	11.103	0.010	27	187804	500.0	
58 Dibromomethane	93		11.152				ND	
60 1,4-Dioxane	88		11.202				ND	
61 Dichlorobromomethane	83		11.429				ND	
62 2-Chloroethyl vinyl ether	63		12.002				ND	
63 cis-1,3-Dichloropropene	75		12.249				ND	
64 4-Methyl-2-pentanone (MIBK	43		12.525				ND	
$ 65 Toluene-d8 (Surr)	98	12.743	12.753	-0.010	99	3990580	26.6	
66 Toluene	92	12.852	12.871	-0.019	1	1422	0.0133	7
67 trans-1,3-Dichloropropene	75		13.276				ND	
69 1,1,2-Trichloroethane	83		13.612				ND	
70 Tetrachloroethene	166		13.928				ND	
71 1,3-Dichloropropane	76		13.948				ND	
72 2-Hexanone	43		14.145				ND	
73 Chlorodibromomethane	129		14.402				ND	
74 Ethylene Dibromide	107		14.639				ND	
* 75 Chlorobenzene-d5	117	15.667	15.657	0.010	89	3595266	25.0	
76 Chlorobenzene	112		15.726				ND	
77 1,1,1,2-Tetrachloroethane	131		15.894				ND	
78 Ethylbenzene	91		15.983				ND	
79 m-Xylene & p-Xylene	106	16.260	16.269	-0.009	1	1169	0.0155	7
S 80 Xylenes, Total	106				0		0.0155	7
81 o-Xylene	106		17.198				ND	
82 Styrene	104	17.257	17.227	0.030	0	2770	0.0258	7
83 Bromoform	173		17.622				ND	
84 Isopropylbenzene	105		18.037				ND	
$ 85 4-Bromofluorobenzene	95	18.314	18.314	0.000	87	2570434	26.8	
86 Bromobenzene	156	18.581	18.571	0.011	79	1888	0.0276	7
87 1,1,2,2-Tetrachloroethane	83		18.580				ND	
88 1,2,3-Trichloropropane	110		18.650				ND	
90 N-Propylbenzene	120		18.788				ND	
91 2-Chlorotoluene	126		18.906				ND	
92 1,3,5-Trimethylbenzene	105	19.055	19.064	-0.009	1	1664	0.0115	7
93 4-Chlorotoluene	126	19.065	19.064	0.001	1	768	0.0157	7
94 tert-Butylbenzene	119	19.519	19.509	0.010	1	2804	0.0179	7
95 1,2,4-Trimethylbenzene	105	19.578	19.578	0.000	82	3771	0.0270	7
96 sec-Butylbenzene	105	19.806	19.805	0.001	93	4721	0.0225	7
97 1,3-Dichlorobenzene	146	19.934	19.934	0.000	83	3531	0.0339	7
98 4-Isopropyltoluene	119		19.993				ND	
* 99 1,4-Dichlorobenzene-d4	152	20.013	20.003	0.010	97	1897259	25.0	
100 1,4-Dichlorobenzene	146		20.032				ND	
101 n-Butylbenzene	91	20.467	20.467	0.000	92	4551	0.0322	7
102 1,2-Dichlorobenzene	146	20.467	20.467	0.000	87	3396	0.0351	7
103 1,2-Dibromo-3-Chloropropan	75		21.257				ND	

Compound	Sig	RT (min.)	Adj RT (min.)	Dlt RT (min.)	Q	Response	OnCol Amt ug/l	Flags
104 1,2,4-Trichlorobenzene	180	22.097	22.087	0.010	73	2244	0.0360	7
105 Hexachlorobutadiene	225		22.265				ND	
106 Naphthalene	128	22.374	22.354	0.020	30	9005	0.0974	7
107 1,2,3-Trichlorobenzene	180	22.611	22.610	0.001	72	2966	0.0556	7

QC Flag Legend

Processing Flags

7 - Failed Limit of Detection

Reagents:

8260SScorp_00013	Amount Added:	2.50	Units: uL	
8260IScorp._00015	Amount Added:	2.50	Units: uL	Run Reagent

Report Date: 29-May-2015 11:23:19 Chrom Revision: 2.2 05-May-2015 11:39:10

TestAmerica Burlington

Data File: \\BTV-LIMS1\ChromData\CHL.i\20150527-13776.b\13776_17.D

Injection Date:	27-May-2015 20:23:30	Instrument ID:	CHL.i	Operator ID:	NEA
Lims ID:	200-28023-A-8	Lab Sample ID:	200-28023-8	Worklist Smp#:	16
Client ID:	IRRIGATION #1				
Purge Vol:	5.000 mL	Dil. Factor:	1.0000	ALS Bottle#:	16
Method:	8260_L_W_Ver.2	Limit Group:	VM_8260C_Limits		

Column: DB-624 (0.53 mm)

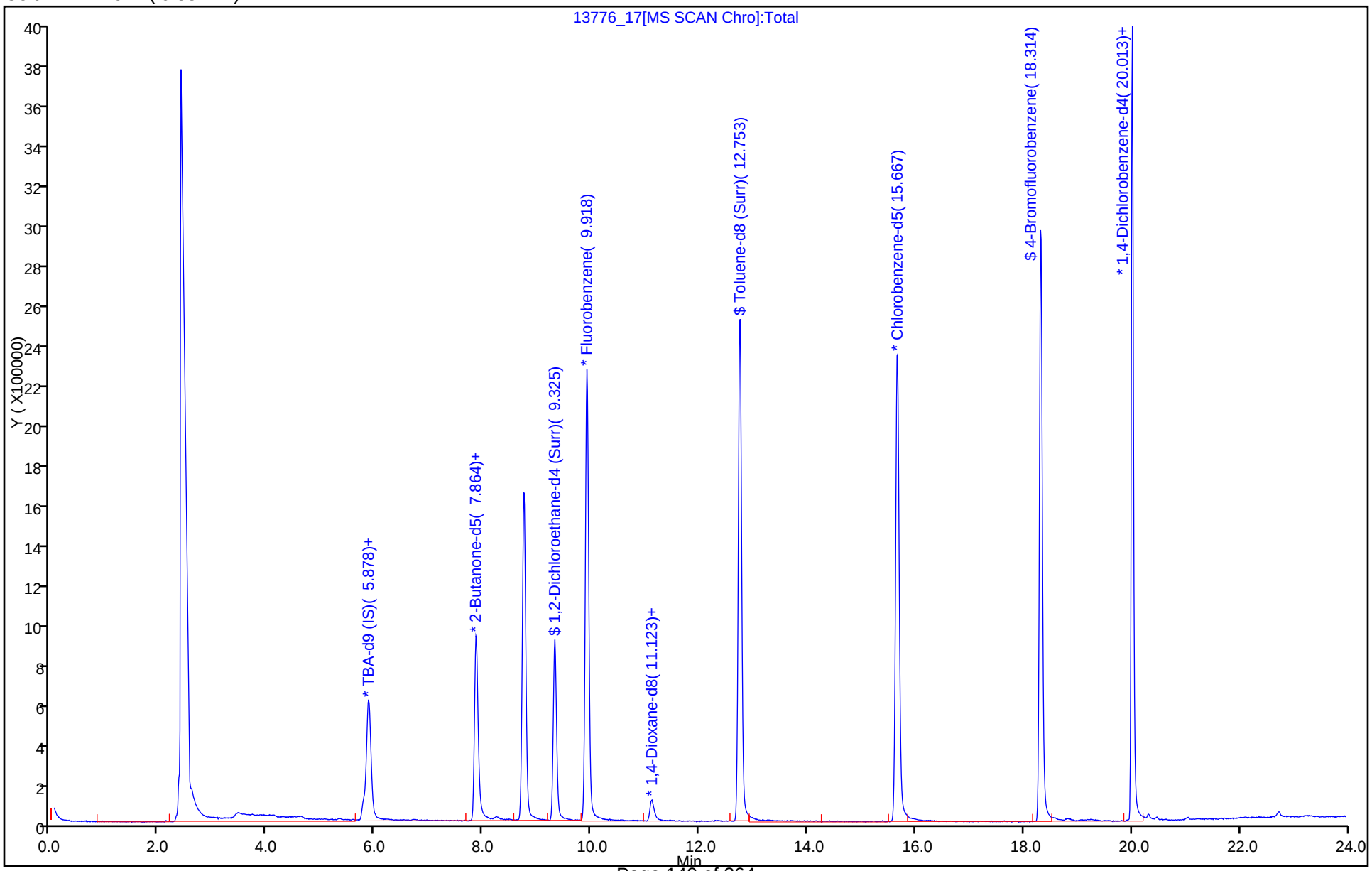

FORM I
GC/MS VOA ORGANICS ANALYSIS DATA SHEET

Lab Name: TestAmerica Burlington | Job No.: 200-28023-1

SDG No.: 200-28023

Client Sample ID: EQUIPMENT BLANK | Lab Sample ID: 200-28023-9

Matrix: Water | Lab File ID: 13776_18.D

Analysis Method: 8260C | Date Collected: 05/19/2015 09:00

Sample wt/vol: 5(mL) | Date Analyzed: 05/27/2015 20:56

Soil Aliquot Vol: | Dilution Factor: 1

Soil Extract Vol.: | GC Column: DB-624 ID: 0.53(mm)

% Moisture: | Level: (low/med) Low

Analysis Batch No.: 88791 | Units: ug/L

CAS NO.	COMPOUND NAME	RESULT	Q	LOQ	LOD	DL
75-71-8	Dichlorodifluoromethane	0.40	U	1.0	0.40	0.27
74-87-3	Chloromethane	0.40	U	1.0	0.40	0.34
75-01-4	Vinyl chloride	0.40	U	1.0	0.40	0.23
74-83-9	Bromomethane	0.40	U Q	1.0	0.40	0.34
75-00-3	Chloroethane	0.40	U	1.0	0.40	0.37
75-69-4	Trichlorofluoromethane	0.40	U	1.0	0.40	0.30
75-35-4	1,1-Dichloroethene	0.40	U	1.0	0.40	0.19
76-13-1	1,1,2-Trichloro-1,2,2-trifluoroethane	0.40	U	1.0	0.40	0.24
67-64-1	Acetone	1.9	U Q	5.0	1.9	1.7
74-88-4	Iodomethane	0.40	U	1.0	0.40	0.23
75-15-0	Carbon disulfide	0.40	U	1.0	0.40	0.21
79-20-9	Methyl acetate	1.9	U	5.0	1.9	0.87
75-09-2	Methylene Chloride	0.40	U	1.0	0.40	0.23
156-60-5	trans-1,2-Dichloroethene	0.40	U	1.0	0.40	0.23
540-59-0	1,2-Dichloroethene, Total	0.40	U	2.0	0.40	0.22
1634-04-4	Methyl tert-butyl ether	0.40	U	1.0	0.40	0.21
75-34-3	1,1-Dichloroethane	0.40	U	1.0	0.40	0.21
108-05-4	Vinyl acetate	0.80	U Q	5.0	0.80	0.53
594-20-7	2,2-Dichloropropane	0.80	U	1.0	0.80	0.47
156-59-2	cis-1,2-Dichloroethene	0.40	U	1.0	0.40	0.22
78-93-3	2-Butanone (MEK)	1.9	U	5.0	1.9	1.3
74-97-5	Chlorobromomethane	0.40	U	1.0	0.40	0.26
109-99-9	Tetrahydrofuran	1.6	U Q	2.0	1.6	0.94
67-66-3	Chloroform	0.40	U	1.0	0.40	0.20
71-55-6	1,1,1-Trichloroethane	0.40	U	1.0	0.40	0.20
110-82-7	Cyclohexane	0.40	U	1.0	0.40	0.22
563-58-6	1,1-Dichloropropene	0.40	U	1.0	0.40	0.19
56-23-5	Carbon tetrachloride	0.40	U Q	1.0	0.40	0.22
78-83-1	Isobutyl alcohol	9.7	U Q	50	9.7	9.0
71-43-2	Benzene	0.40	U	1.0	0.40	0.19
107-06-2	1,2-Dichloroethane	0.40	U	1.0	0.40	0.19
79-01-6	Trichloroethene	0.40	U	1.0	0.40	0.18
108-87-2	Methylcyclohexane	0.40	U	1.0	0.40	0.20
78-87-5	1,2-Dichloropropane	0.40	U	1.0	0.40	0.24
74-95-3	Dibromomethane	0.40	U	1.0	0.40	0.24

FORM I
GC/MS VOA ORGANICS ANALYSIS DATA SHEET

Lab Name: TestAmerica Burlington | Job No.: 200-28023-1

SDG No.: 200-28023

Client Sample ID: EQUIPMENT BLANK | Lab Sample ID: 200-28023-9

Matrix: Water | Lab File ID: 13776_18.D

Analysis Method: 8260C | Date Collected: 05/19/2015 09:00

Sample wt/vol: 5(mL) | Date Analyzed: 05/27/2015 20:56

Soil Aliquot Vol: | Dilution Factor: 1

Soil Extract Vol.: | GC Column: DB-624 ID: 0.53(mm)

% Moisture: | Level: (low/med) Low

Analysis Batch No.: 88791 | Units: ug/L

CAS NO.	COMPOUND NAME	RESULT	Q	LOQ	LOD	DL
123-91-1	1,4-Dioxane	16	U	40	16	6.2
75-27-4	Dichlorobromomethane	0.40	U	1.0	0.40	0.20
110-75-8	2-Chloroethyl vinyl ether	0.40	U Q	1.0	0.40	0.18
10061-01-5	cis-1,3-Dichloropropene	0.40	U	1.0	0.40	0.22
108-10-1	4-Methyl-2-pentanone (MIBK)	1.9	U	5.0	1.9	0.82
108-88-3	Toluene	0.90	J	1.0	0.40	0.22
10061-02-6	trans-1,3-Dichloropropene	0.40	U Q	1.0	0.40	0.26
79-00-5	1,1,2-Trichloroethane	0.40	U	1.0	0.40	0.24
127-18-4	Tetrachloroethene	0.40	U	1.0	0.40	0.22
142-28-9	1,3-Dichloropropane	0.40	U	1.0	0.40	0.20
591-78-6	2-Hexanone	1.9	U	5.0	1.9	1.2
124-48-1	Chlorodibromomethane	0.40	U	1.0	0.40	0.22
106-93-4	Ethylene Dibromide	0.40	U	1.0	0.40	0.22
108-90-7	Chlorobenzene	0.40	U	1.0	0.40	0.18
630-20-6	1,1,1,2-Tetrachloroethane	0.40	U	1.0	0.40	0.20
100-41-4	Ethylbenzene	0.40	U	1.0	0.40	0.20
179601-23-1	m-Xylene & p-Xylene	0.40	U	1.0	0.40	0.21
95-47-6	o-Xylene	0.40	U	1.0	0.40	0.23
1330-20-7	Xylenes, Total	0.40	U	2.0	0.40	0.21
100-42-5	Styrene	0.40	U	1.0	0.40	0.26
75-25-2	Bromoform	0.40	U Q	1.0	0.40	0.23
98-82-8	Isopropylbenzene	0.40	U	1.0	0.40	0.22
108-86-1	Bromobenzene	0.40	U	1.0	0.40	0.21
79-34-5	1,1,2,2-Tetrachloroethane	0.40	U	1.0	0.40	0.27
96-18-4	1,2,3-Trichloropropane	0.40	U	1.0	0.40	0.29
103-65-1	N-Propylbenzene	0.40	U	1.0	0.40	0.19
95-49-8	2-Chlorotoluene	0.40	U	1.0	0.40	0.23
106-43-4	4-Chlorotoluene	0.40	U	1.0	0.40	0.26
108-67-8	1,3,5-Trimethylbenzene	0.40	U	1.0	0.40	0.22
98-06-6	tert-Butylbenzene	0.40	U	1.0	0.40	0.20
95-63-6	1,2,4-Trimethylbenzene	0.40	U	1.0	0.40	0.21
135-98-8	sec-Butylbenzene	0.40	U	1.0	0.40	0.21
99-87-6	4-Isopropyltoluene	0.40	U	1.0	0.40	0.22
541-73-1	1,3-Dichlorobenzene	0.40	U	1.0	0.40	0.20
106-46-7	1,4-Dichlorobenzene	0.40	U	1.0	0.40	0.26
95-50-1	1,2-Dichlorobenzene	0.40	U	1.0	0.40	0.23

FORM I
GC/MS VOA ORGANICS ANALYSIS DATA SHEET

Lab Name: TestAmerica Burlington Job No.: 200-28023-1

SDG No.: 200-28023

Client Sample ID: EQUIPMENT BLANK Lab Sample ID: 200-28023-9

Matrix: Water Lab File ID: 13776_18.D

Analysis Method: 8260C Date Collected: 05/19/2015 09:00

Sample wt/vol: 5(mL) Date Analyzed: 05/27/2015 20:56

Soil Aliquot Vol: Dilution Factor: 1

Soil Extract Vol.: GC Column: DB-624 ID: 0.53(mm)

% Moisture: Level: (low/med) Low

Analysis Batch No.: 88791 Units: ug/L

CAS NO.	COMPOUND NAME	RESULT	Q	LOQ	LOD	DL
104-51-8	n-Butylbenzene	0.40	U	1.0	0.40	0.20
96-12-8	1,2-Dibromo-3-Chloropropane	0.40	U Q	1.0	0.40	0.24
120-82-1	1,2,4-Trichlorobenzene	0.40	U	1.0	0.40	0.21
87-68-3	Hexachlorobutadiene	0.40	U	1.0	0.40	0.29
91-20-3	Naphthalene	0.40	U Q	1.0	0.40	0.31
87-61-6	1,2,3-Trichlorobenzene	0.40	U	1.0	0.40	0.26

CAS NO.	SURROGATE	%REC	Q	LIMITS
17060-07-0	1,2-Dichloroethane-d4 (Surr)	105		80-120
2037-26-5	Toluene-d8 (Surr)	105		80-120
460-00-4	4-Bromofluorobenzene	106		80-125
1868-53-7	Dibromofluoromethane (Surr)	109		50-150

TestAmerica Burlington
Target Compound Quantitation Report

Data File: \\BTV-LIMS1\ChromData\CHL.i\20150527-13776.b\13776_18.D
Lims ID: 200-28023-A-9 Lab Sample ID: 200-28023-9
Client ID: EQUIPMENT BLANK
Sample Type: Client
Inject. Date: 27-May-2015 20:56:30 ALS Bottle#: 17 Worklist Smp#: 17
Purge Vol: 5.000 mL Dil. Factor: 1.0000
Sample Info: 200-0013776-017
Misc. Info.: 1,5
Operator ID: NEA Instrument ID: CHL.i

Method: \\BTV-LIMS1\ChromData\CHL.i\20150527-13776.b\8260_L_W_Ver.2.m
Limit Group: VM_8260C_Limits
Last Update: 29-May-2015 11:22:59 Calib Date: 20-May-2015 15:58:30
Integrator: RTE ID Type: Deconvolution ID
Quant Method: Internal Standard Quant By: Initial Calibration
Last ICal File: \\BTV-LIMS1\ChromData\CHL.i\20150520-13688.b\13688_09.D

Column 1 : DB-624 (0.53 mm) Det: MS SCAN
Process Host: XAWRK030

First Level Reviewer: archern Date: 29-May-2015 11:16:33

	Compound	Sig	RT (min.)	Adj RT (min.)	Dlt RT (min.)	Q	Response	OnCol Amt ug/l	Flags
	1 Dichlorodifluoromethane	85		2.628				ND	
	2 Chloromethane	50		2.885				ND	
	3 Vinyl chloride	62		3.033				ND	
	6 Bromomethane	94		3.517				ND	
	7 Chloroethane	64		3.685				ND	
	9 Trichlorofluoromethane	101		4.090				ND	
	13 1,1-Dichloroethene	96		4.949				ND	
	14 1,1,2-Trichloro-1,2,2-trif	101		4.959				ND	
	15 Acetone	43	5.054	5.048	0.006	88	20162	0.8553	
	16 Iodomethane	142		5.196				ND	
	17 Carbon disulfide	76	5.311	5.305	0.006	95	26228	0.1711	
	19 Methyl acetate	74		5.601				ND	
	20 Methylene Chloride	84	5.765	5.759	0.006	98	81240	0.1253	
*	21 TBA-d9 (IS)	65	5.854	5.838	0.016	97	2207776	500.0	
	24 trans-1,2-Dichloroethene	96		6.233				ND	
	25 Methyl tert-butyl ether	73		6.253				ND	
S	26 1,2-Dichloroethene, Total	96		6.390				ND	
	28 1,1-Dichloroethane	63		6.935				ND	
	29 Vinyl acetate	86		7.053				ND	
*	33 2-Butanone-d5	46	7.850	7.843	0.007	98	3094192	125.0	
	34 2,2-Dichloropropane	41		7.912				ND	
	35 cis-1,2-Dichloroethene	96		7.922				ND	
	36 2-Butanone (MEK)	72		7.962				ND	
	39 Chlorobromomethane	128		8.327				ND	
	40 Tetrahydrofuran	42		8.456				ND	
	41 Chloroform	83	8.472	8.475	-0.003	50	3541	0.0334	7
$	42 Dibromofluoromethane (Surr	113	8.748	8.732	0.016	88	2390427	27.2	7
	43 1,1,1-Trichloroethane	97		8.792				ND	
	44 Cyclohexane	56		8.910				ND	
	45 1,1-Dichloropropene	75		9.078				ND	
	46 Carbon tetrachloride	117		9.088				ND	

Compound	Sig	RT (min.)	Adj RT (min.)	Dlt RT (min.)	Q	Response	OnCol Amt ug/l	Flags
47 Isobutyl alcohol	43		9.295				ND	
$ 48 1,2-Dichloroethane-d4 (Sur	65	9.312	9.325	-0.013	80	1137433	26.3	
49 Benzene	78	9.440	9.434	0.006	1	2910	0.0175	7
50 1,2-Dichloroethane	62		9.453				ND	
* 52 Fluorobenzene	96	9.914	9.908	0.006	97	4728479	25.0	
54 Trichloroethene	95		10.570				ND	
55 Methylcyclohexane	83		10.905				ND	
56 1,2-Dichloropropane	63		10.945				ND	
* 57 1,4-Dioxane-d8	96	11.109	11.103	0.006	27	189404	500.0	
58 Dibromomethane	93		11.152				ND	
60 1,4-Dioxane	88		11.202				ND	
61 Dichlorobromomethane	83		11.429				ND	
62 2-Chloroethyl vinyl ether	63		12.002				ND	
63 cis-1,3-Dichloropropene	75		12.249				ND	
64 4-Methyl-2-pentanone (MIBK	43		12.525				ND	
$ 65 Toluene-d8 (Surr)	98	12.739	12.753	-0.014	98	3988416	26.2	
66 Toluene	92	12.867	12.871	-0.004	94	97320	0.8971	
67 trans-1,3-Dichloropropene	75		13.276				ND	
69 1,1,2-Trichloroethane	83		13.612				ND	
70 Tetrachloroethene	166		13.928				ND	
71 1,3-Dichloropropane	76		13.948				ND	
72 2-Hexanone	43	14.161	14.145	0.016	88	11735	0.1865	
73 Chlorodibromomethane	129		14.402				ND	
74 Ethylene Dibromide	107		14.639				ND	
* 75 Chlorobenzene-d5	117	15.653	15.657	-0.004	89	3642188	25.0	
76 Chlorobenzene	112		15.726				ND	
77 1,1,1,2-Tetrachloroethane	131		15.894				ND	
78 Ethylbenzene	91	15.969	15.983	-0.014	91	8358	0.0386	7
79 m-Xylene & p-Xylene	106	16.265	16.269	-0.004	57	2193	0.0288	7
S 80 Xylenes, Total	106				0		0.0554	7
81 o-Xylene	106	17.184	17.198	-0.014	19	1964	0.0266	7
82 Styrene	104	17.224	17.227	-0.003	82	7052	0.0649	7
83 Bromoform	173		17.622				ND	
84 Isopropylbenzene	105		18.037				ND	
$ 85 4-Bromofluorobenzene	95	18.310	18.314	-0.004	87	2586672	26.6	
86 Bromobenzene	156	18.577	18.571	0.007	72	1526	0.0220	7
87 1,1,2,2-Tetrachloroethane	83		18.580				ND	
88 1,2,3-Trichloropropane	110		18.650				ND	
90 N-Propylbenzene	120		18.788				ND	
91 2-Chlorotoluene	126	18.913	18.906	0.007	1	434	0.008848	7
92 1,3,5-Trimethylbenzene	105	19.061	19.064	-0.003	85	4928	0.0336	7
93 4-Chlorotoluene	126	19.071	19.064	0.007	87	699	0.0141	7
94 tert-Butylbenzene	119	19.515	19.509	0.006	1	2431	0.0153	7
95 1,2,4-Trimethylbenzene	105	19.584	19.578	0.006	93	11105	0.0782	7
96 sec-Butylbenzene	105		19.805				ND	
97 1,3-Dichlorobenzene	146	19.930	19.934	-0.004	87	4181	0.0395	7
98 4-Isopropyltoluene	119		19.993				ND	
* 99 1,4-Dichlorobenzene-d4	152	20.009	20.003	0.006	96	1928022	25.0	
100 1,4-Dichlorobenzene	146		20.032				ND	
101 n-Butylbenzene	91		20.467				ND	
102 1,2-Dichlorobenzene	146	20.463	20.467	-0.004	83	3048	0.0310	7
103 1,2-Dibromo-3-Chloropropan	75		21.257				ND	

Compound	Sig	RT (min.)	Adj RT (min.)	Dlt RT (min.)	Q	Response	OnCol Amt ug/l	Flags
104 1,2,4-Trichlorobenzene	180	22.103	22.087	0.016	90	3832	0.0605	7
105 Hexachlorobutadiene	225		22.265				ND	
106 Naphthalene	128	22.370	22.354	0.016	91	10109	0.1076	
107 1,2,3-Trichlorobenzene	180	22.607	22.610	-0.003	1	951	0.0175	7

QC Flag Legend

Processing Flags

7 - Failed Limit of Detection

Reagents:

8260SScorp_00013	Amount Added:	2.50	Units: uL	
8260IScorp._00015	Amount Added:	2.50	Units: uL	Run Reagent

Report Date: 29-May-2015 11:23:20 Chrom Revision: 2.2 05-May-2015 11:39:10

TestAmerica Burlington

Data File: \\BTV-LIMS1\ChromData\CHL.i\20150527-13776.b\13776_18.D

Injection Date:	27-May-2015 20:56:30	Instrument ID:	CHL.i	Operator ID:	NEA
Lims ID:	200-28023-A-9	Lab Sample ID:	200-28023-9	Worklist Smp#:	17
Client ID:	EQUIPMENT BLANK				
Purge Vol:	5.000 mL	Dil. Factor:	1.0000	ALS Bottle#:	17
Method:	8260_L_W_Ver.2	Limit Group:	VM_8260C_Limits		

Column: DB-624 (0.53 mm)

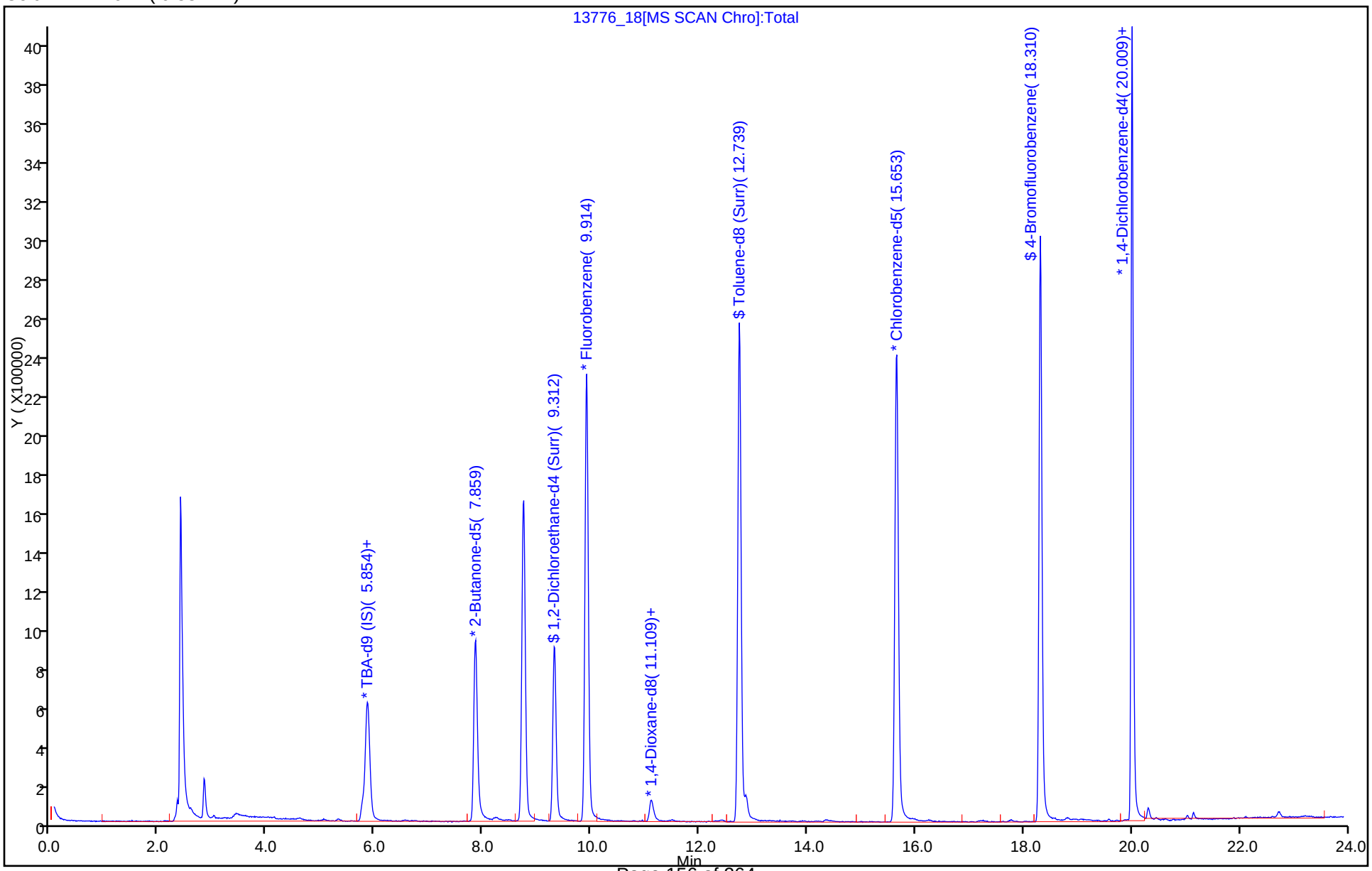

Report Date: 29-May-2015 11:23:21 Chrom Revision: 2.2 05-May-2015 11:39:10

TestAmerica Burlington

Data File: \\BTV-LIMS1\ChromData\CHL.i\20150527-13776.b\13776_18.D

Injection Date:	27-May-2015 20:56:30	Instrument ID:	CHL.i
Lims ID:	200-28023-A-9	Lab Sample ID:	200-28023-9
Client ID:	EQUIPMENT BLANK		
Operator ID:	NEA	ALS Bottle#:	17 Worklist Smp#: 17
Purge Vol:	5.000 mL	Dil. Factor:	1.0000
Method:	8260_L_W_Ver.2	Limit Group:	VM_8260C_Limits
Column:	DB-624 (0.53 mm)	Detector	MS SCAN

66 Toluene, CAS: 108-88-3

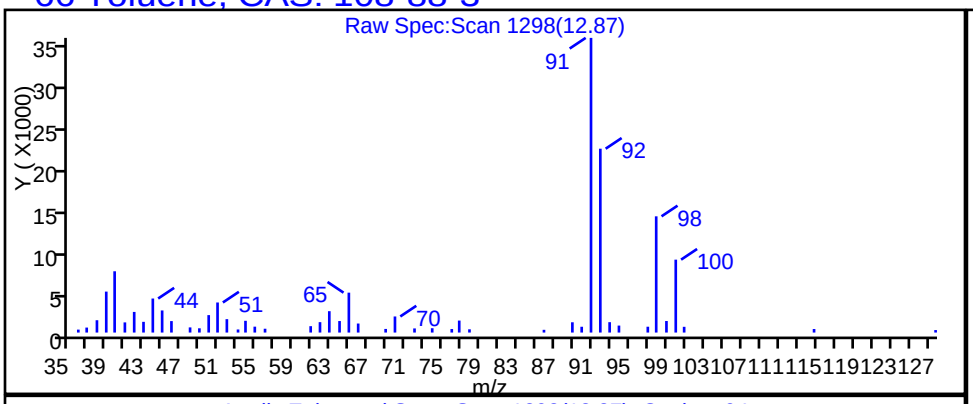

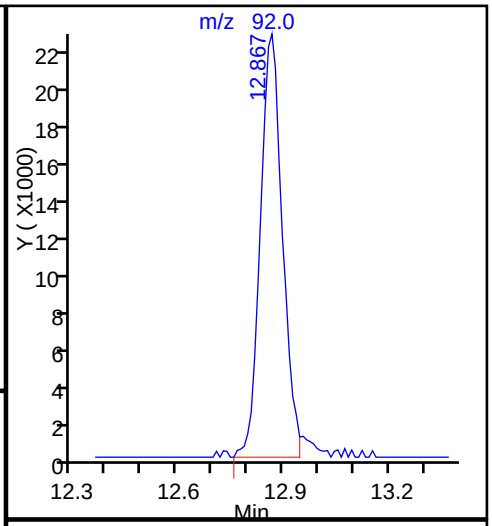

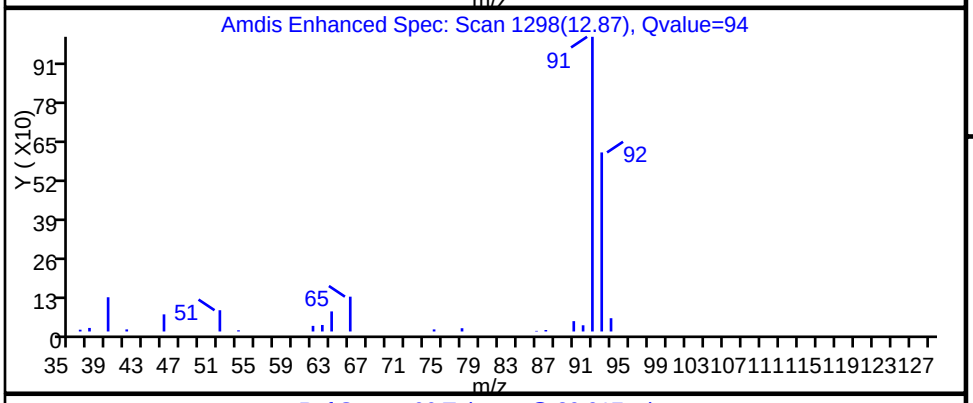

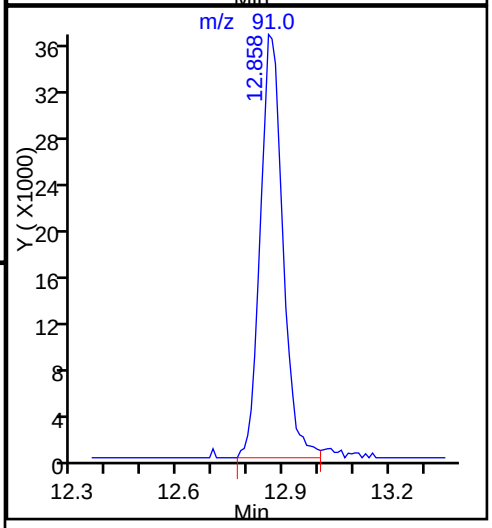

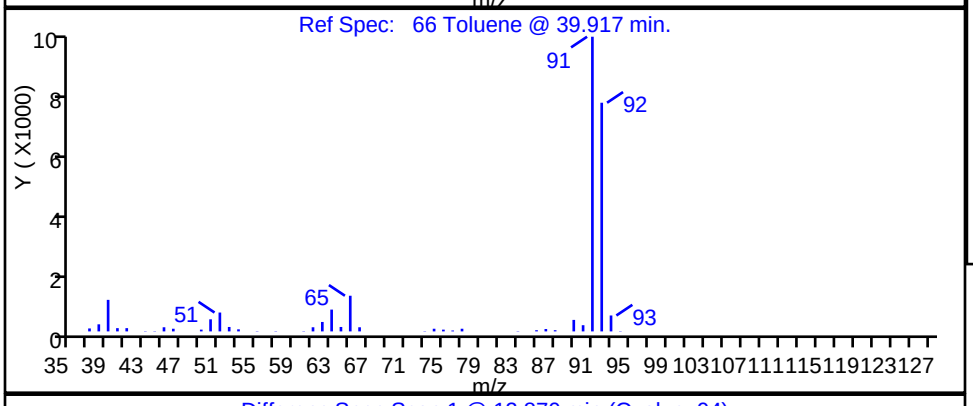

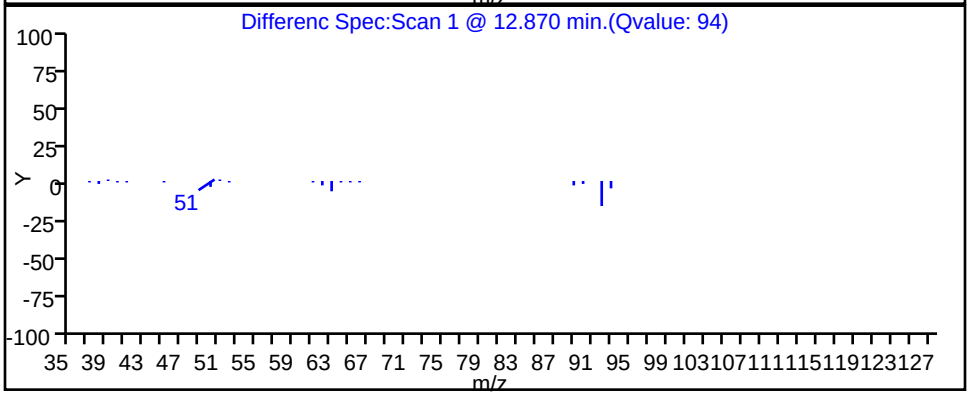

FORM VI
GC/MS VOA INITIAL CALIBRATION DATA
INTERNAL STANDARD CURVE EVALUATION

Lab Name: TestAmerica Burlington Job No.: 200-28023-1 Analy Batch No.: 88558

SDG No.: 200-28023

Instrument ID: CHL.i GC Column: DB-624 ID: 0.53(mm) Heated Purge: (Y/N) N

Calibration Start Date: 05/20/2015 12:45 Calibration End Date: 05/20/2015 15:58 Calibration ID: 30720

Calibration Files:

LEVEL:	LAB SAMPLE ID:	LAB FILE ID:
Level 1	IC 200-88558/3	13688_03.D
Level 2	IC 200-88558/4	13688_04.D
Level 3	IC 200-88558/5	13688_05.D
Level 4	IC 200-88558/6	13688_06.D
Level 5	ICIS 200-88558/7	13688_07.D
Level 6	IC 200-88558/8	13688_08.D
Level 7	IC 200-88558/9	13688_09.D

ANALYTE	RRF					CURVE TYPE	COEFFICIENT			#	MIN RRF	%RSD	#	MAX %RSD	R^2 OR COD	#	MIN R^2 OR COD
	LVL 1 LVL 6	LVL 2 LVL 7	LVL 3	LVL 4	LVL 5		B	M1	M2								
Dichlorodifluoromethane	+++++ 0.4132	0.3825 0.4132	0.3809	0.4077	0.4114	Ave		0.4015			0.1000	3.9		20.0			
Chloromethane	+++++ 0.3112	0.3326 0.3185	0.3020	0.3133	0.3168	Ave		0.3157			0.1000	3.2		20.0			
Vinyl chloride	0.2507 0.3476	0.3160 0.3466	0.3190	0.3384	0.3404	Ave		0.3227			0.1000	10.6		20.0			
Butadiene	+++++ 0.2623	0.2391 0.2558	0.2410	0.2567	0.2617	Ave		0.2528				4.0		20.0			
Bromomethane	+++++ 0.1892	0.2679 0.2050	0.2111	0.1926	0.2088	Ave		0.2124			0.1000	13.5		20.0			
Chloroethane	+++++ 0.1979	0.2055 0.1956	0.1925	0.1972	0.2015	Ave		0.1984			0.1000	2.3		20.0			
Dichlorofluoromethane	+++++ 0.7206	0.6561 0.7129	0.6511	0.7008	0.7151	Ave		0.6928				4.5		20.0			
Trichlorofluoromethane	+++++ 0.5425	0.4243 0.5326	0.5152	0.5195	0.5379	Ave		0.5120			0.1000	8.6		20.0			
1,2-Dichloro-1,1,2-trifluoroethane	+++++ 0.7358	0.6941 0.7435	0.6364	0.6716	0.7341	Ave		0.7026				6.1		20.0			
Ethyl ether	+++++ 0.1936	0.2114 0.1972	0.1804	0.1758	0.1941	Ave		0.1921				6.6		20.0			
Acrolein	+++++ 0.0087	0.0073 0.0099	0.0066	0.0061	0.0078	Ave		0.0077				18.1		20.0			
1,1-Dichloroethene	+++++ 0.3163	0.2818 0.3188	0.2537	0.2760	0.3105	Ave		0.2929			0.1000	9.0		20.0			
1,1,2-Trichloro-1,2,2-trifluoroethane	+++++ 0.6276	0.5721 0.6324	0.5362	0.5658	0.6302	Ave		0.5941			0.1000	7.0		20.0			
Acetone	+++++ 0.9963	0.9615 0.9768	0.8555	0.9310	0.9927	Ave		0.9523			0.1000	5.6		20.0			

Note: The m1 coefficient is the same as Ave RRF for an Ave curve type.

FORM VI
GC/MS VOA INITIAL CALIBRATION DATA
INTERNAL STANDARD CURVE EVALUATION

Lab Name: TestAmerica Burlington Job No.: 200-28023-1 Analy Batch No.: 88558

SDG No.: 200-28023

Instrument ID: CHL.i GC Column: DB-624 ID: 0.53(mm) Heated Purge: (Y/N) N

Calibration Start Date: 05/20/2015 12:45 Calibration End Date: 05/20/2015 15:58 Calibration ID: 30720

ANALYTE	RRF					CURVE TYPE	COEFFICIENT			#	MIN RRF	%RSD	#	MAX %RSD	R^2 OR COD	#	MIN R^2 OR COD
	LVL 1 LVL 6	LVL 2 LVL 7	LVL 3	LVL 4	LVL 5		B	M1	M2								
Iodomethane	+++++ 0.3663	0.2945 0.3882	0.2535	0.2556	0.3481	Ave		0.3177				18.2		20.0			
Carbon disulfide	+++++ 0.8667	0.8020 0.8773	0.7060	0.7572	0.8531	Ave		0.8104			0.1000	8.4		20.0			
3-Chloro-1-propene	+++++ 0.6055	0.5516 0.6047	0.5081	0.5330	0.6103	Ave		0.5689				7.7		20.0			
Methyl acetate	+++++ 0.3728	0.3310 0.3751	0.2986	0.3323	0.3653	Ave		0.3458			0.1000	8.8		20.0			
Methylene Chloride	+++++ 0.3027	0.8090 0.3026	0.4929	0.3523	0.3105	Lin1	0.3924	0.2963			0.1000				1.0000		0.9900
2-Methyl-2-propanol	+++++ 0.9118	+++++ 0.9215	0.7970	0.8521	0.9051	Ave		0.8775				6.0		20.0			
Acrylonitrile	+++++ 0.0689	0.0524 0.0710	0.0501	0.0543	0.0674	Ave		0.0607				15.5		20.0			
trans-1,2-Dichloroethene	+++++ 0.3312	0.2974 0.3358	0.2810	0.2936	0.3277	Ave		0.3111			0.1000	7.4		20.0			
Methyl tert-butyl ether	+++++ 0.6227	0.5891 0.6287	0.5347	0.5555	0.6182	Ave		0.5915			0.1000	6.6		20.0			
Hexane	+++++ 0.4617	0.4565 0.4761	0.3988	0.4178	0.4749	Ave		0.4476				7.1		20.0			
1,1-Dichloroethane	+++++ 0.6531	0.6230 0.6628	0.5661	0.5851	0.6469	Ave		0.6228			0.2000	6.3		20.0			
Vinyl acetate	+++++ 0.0222	0.0179 0.0259	0.0208	0.0216	0.0262	Ave		0.0224				14.1		20.0			
Isopropyl ether	+++++ 1.2131	1.1084 1.2222	1.0270	1.0916	1.2041	Ave		1.1444				7.0		20.0			
2-Chloro-1,3-butadiene	+++++ 0.3978	0.3828 0.4011	0.3414	0.3472	0.3931	Ave		0.3772				7.0		20.0			
Tert-butyl ethyl ether	+++++ 0.8535	0.7220 0.8423	0.6761	0.7183	0.8094	Ave		0.7703				9.6		20.0			
2,2-Dichloropropane	+++++ 0.3074	0.3554 0.3010	0.3285	0.3060	0.3181	Ave		0.3194				6.3		20.0			
cis-1,2-Dichloroethene	+++++ 0.3316	0.3134 0.3352	0.2829	0.2978	0.3279	Ave		0.3148			0.1000	6.6		20.0			
2-Butanone (MEK)	+++++ 0.2839	0.2635 0.2773	0.2296	0.2581	0.2803	Ave		0.2654			0.1000	7.6		20.0			
Propionitrile	+++++ 0.0209	0.0192 0.0212	0.0177	0.0184	0.0208	Ave		0.0197				7.6		20.0			
Methacrylonitrile	+++++ 0.0716	0.0620 0.0739	0.0591	0.0644	0.0708	Ave		0.0670				8.9		20.0			

Note: The m1 coefficient is the same as Ave RRF for an Ave curve type.

FORM VI
GC/MS VOA INITIAL CALIBRATION DATA
INTERNAL STANDARD CURVE EVALUATION

Lab Name: TestAmerica Burlington Job No.: 200-28023-1 Analy Batch No.: 88558

SDG No.: 200-28023

Instrument ID: CHL.i GC Column: DB-624 ID: 0.53(mm) Heated Purge: (Y/N) N

Calibration Start Date: 05/20/2015 12:45 Calibration End Date: 05/20/2015 15:58 Calibration ID: 30720

ANALYTE	RRF					CURVE TYPE	COEFFICIENT			#	MIN RRF	%RSD	#	MAX %RSD	R^2 OR COD	#	MIN R^2 OR COD
	LVL 1 LVL 6	LVL 2 LVL 7	LVL 3	LVL 4	LVL 5		B	M1	M2								
Chlorobromomethane	+++++ 0.1929	0.1818 0.1738	0.1644	0.1733	0.1927	Ave		0.1798				6.4		20.0			
Tetrahydrofuran	+++++ 0.0795	0.0762 0.0812	0.0736	0.0670	0.0770	Ave		0.0757				6.6		20.0			
Chloroform	+++++ 0.5897	0.5596 0.5933	0.4991	0.5307	0.5892	Ave		0.5603			0.2000	6.9		20.0			
1,1,1-Trichloroethane	+++++ 0.4911	0.4441 0.4929	0.4128	0.4381	0.4896	Ave		0.4614			0.1000	7.4		20.0			
Cyclohexane	+++++ 0.6092	0.5610 0.6125	0.5253	0.5541	0.6087	Ave		0.5784			0.1000	6.4		20.0			
1,1-Dichloropropene	+++++ 0.4783	0.4351 0.4814	0.4083	0.4231	0.4704	Ave		0.4494				7.0		20.0			
Carbon tetrachloride	+++++ 0.4402	0.3275 0.4487	0.3198	0.3559	0.4329	Ave		0.3875			0.1000	15.4		20.0			
Isobutyl alcohol	+++++ 0.0106	+++++ 0.0104	0.0081	0.0088	0.0106	Ave		0.0097				11.9		20.0			
Benzene	+++++ 0.9278	0.8778 0.9315	0.7832	0.8374	0.9162	Ave		0.8790			0.5000	6.7		20.0			
1,2-Dichloroethane	+++++ 0.2966	0.2618 0.2965	0.2520	0.2603	0.2936	Ave		0.2768			0.1000	7.5		20.0			
Tert-amyl methyl ether	+++++ 0.6675	0.6221 0.6734	0.5632	0.5999	0.6664	Ave		0.6321				7.1		20.0			
n-Heptane	+++++ 0.5218	0.5009 0.5361	0.4465	0.4852	0.5512	Ave		0.5069				7.5		20.0			
Trichloroethene	+++++ 0.4050	0.3524 0.4061	0.3158	0.3453	0.3894	Ave		0.3690			0.2000	10.0		20.0			
Methylcyclohexane	+++++ 0.4852	0.4373 0.4893	0.4139	0.4400	0.4843	Ave		0.4583			0.1000	7.0		20.0			
1,2-Dichloropropane	+++++ 0.4027	0.3734 0.4065	0.3446	0.3594	0.3990	Ave		0.3809			0.1000	6.7		20.0			
Dibromomethane	+++++ 0.3036	0.2909 0.3078	0.2618	0.2722	0.2993	Ave		0.2893				6.4		20.0			
Methyl methacrylate	+++++ 0.3277	0.3199 0.3245	0.2737	0.2769	0.3183	Ave		0.3068				8.0		20.0			
1,4-Dioxane	+++++ 1.0848	+++++ 0.9846	1.0625	1.0744	1.0813	Ave		1.0575				3.9		20.0			
Dichlorobromomethane	+++++ 0.6037	0.5460 0.6108	0.4889	0.5195	0.5982	Ave		0.5612			0.2000	9.0		20.0			
2-Chloroethyl vinyl ether	+++++ 0.1642	0.1281 0.1740	0.1414	0.1504	0.1693	Ave		0.1546				11.5		20.0			

Note: The m1 coefficient is the same as Ave RRF for an Ave curve type.

FORM VI
GC/MS VOA INITIAL CALIBRATION DATA
INTERNAL STANDARD CURVE EVALUATION

Lab Name: TestAmerica Burlington Job No.: 200-28023-1 Analy Batch No.: 88558

SDG No.: 200-28023

Instrument ID: CHL.i GC Column: DB-624 ID: 0.53(mm) Heated Purge: (Y/N) N

Calibration Start Date: 05/20/2015 12:45 Calibration End Date: 05/20/2015 15:58 Calibration ID: 30720

ANALYTE	RRF					CURVE TYPE	COEFFICIENT			#	MIN RRF	%RSD	#	MAX %RSD	R^2 OR COD	#	MIN R^2 OR COD
	LVL 1 LVL 6	LVL 2 LVL 7	LVL 3	LVL 4	LVL 5		B	M1	M2								
cis-1,3-Dichloropropene	0.4227 0.5158	0.4511 0.5195	0.4122	0.4423	0.5013	Ave		0.4664			0.2000	9.6		20.0			
4-Methyl-2-pentanone (MIBK)	+++++ 2.9641	2.8315 2.8818	2.5513	2.7573	2.9879	Ave		2.8290			0.1000	5.7		20.0			
Toluene	+++++ 0.7889	0.7273 0.7896	0.6857	0.7022	0.7739	Ave		0.7446			0.4000	6.1		20.0			
trans-1,3-Dichloropropene	0.4381 0.5206	0.4592 0.5268	0.4304	0.4449	0.5090	Ave		0.4756			0.1000	8.8		20.0			
Ethyl methacrylate	+++++ 0.2697	0.2229 0.2734	0.2160	0.2183	0.2640	Ave		0.2441				11.3		20.0			
1,1,2-Trichloroethane	+++++ 0.3632	0.3539 0.3648	0.3116	0.3296	0.3582	Ave		0.3469			0.1000	6.2		20.0			
Tetrachloroethene	+++++ 0.6285	0.5778 0.6283	0.5314	0.5693	0.6188	Ave		0.5924			0.2000	6.6		20.0			
1,3-Dichloropropane	+++++ 0.6767	0.6352 0.6789	0.5983	0.6174	0.6764	Ave		0.6471				5.4		20.0			
2-Hexanone	+++++ 2.6659	2.5590 2.6070	2.2996	2.4428	2.6761	Ave		2.5417			0.1000	5.7		20.0			
Chlorodibromomethane	0.5207 0.6826	0.5730 0.6895	0.5406	0.5869	0.6701	Ave		0.6091			0.1000	11.6		20.0			
Ethylene Dibromide	+++++ 0.6044	0.5215 0.6061	0.4990	0.5284	0.5975	Ave		0.5595			0.1000	8.6		20.0			
Chlorobenzene	+++++ 0.9723	0.9119 0.9851	0.8269	0.8821	0.9617	Ave		0.9233			0.5000	6.6		20.0			
1,1,1,2-Tetrachloroethane	+++++ 0.4946	0.4406 0.4964	0.4204	0.4363	0.4883	Ave		0.4628				7.4		20.0			
Ethylbenzene	+++++ 1.5724	1.4397 1.5680	1.3416	1.4295	1.5593	Ave		1.4851			0.1000	6.4		20.0			
m-Xylene & p-Xylene	+++++ 0.5565	0.5147 0.5626	0.4528	0.5001	0.5503	Ave		0.5228			0.1000	8.1		20.0			
o-Xylene	+++++ 0.5347	0.5028 0.5406	0.4537	0.4809	0.5258	Ave		0.5064			0.3000	6.7		20.0			
Styrene	+++++ 0.8031	0.7197 0.8109	0.6503	0.6992	0.7914	Ave		0.7458			0.3000	8.8		20.0			
Bromoform	+++++ 0.5398	0.4321 0.5453	0.3983	0.4379	0.5208	Ave		0.4790			0.1000	13.3		20.0			
Isopropylbenzene	+++++ 2.8370	2.6461 2.8603	2.3913	2.5679	2.7853	Ave		2.6813			0.1000	6.8		20.0			
Bromobenzene	+++++ 0.9459	0.9162 0.9597	0.7942	0.8598	0.9246	Ave		0.9001				6.9		20.0			

Note: The m1 coefficient is the same as Ave RRF for an Ave curve type.

FORM VI
GC/MS VOA INITIAL CALIBRATION DATA
INTERNAL STANDARD CURVE EVALUATION

Lab Name: TestAmerica Burlington Job No.: 200-28023-1 Analy Batch No.: 88558

SDG No.: 200-28023

Instrument ID: CHL.i GC Column: DB-624 ID: 0.53(mm) Heated Purge: (Y/N) N

Calibration Start Date: 05/20/2015 12:45 Calibration End Date: 05/20/2015 15:58 Calibration ID: 30720

ANALYTE	RRF					CURVE TYPE	COEFFICIENT			#	MIN RRF	%RSD	#	MAX %RSD	R^2 OR COD	#	MIN R^2 OR COD
	LVL 1 LVL 6	LVL 2 LVL 7	LVL 3	LVL 4	LVL 5		B	M1	M2								
1,1,2,2-Tetrachloroethane	1.1701 1.2110	1.2633 1.2192	1.0859	1.1614	1.2124	Ave		1.1890			0.3000	4.8		20.0			
1,2,3-Trichloropropane	+++++ 0.2722	0.2725 0.2743	0.2338	0.2508	0.2678	Ave		0.2619				6.2		20.0			
trans-1,4-Dichloro-2-butene	+++++ 0.2073	0.1927 0.2156	0.1692	0.1911	0.2079	Ave		0.1973				8.5		20.0			
N-Propylbenzene	+++++ 0.7158	0.6304 0.7195	0.5839	0.6381	0.6961	Ave		0.6639				8.2		20.0			
2-Chlorotoluene	+++++ 0.6624	0.6354 0.6648	0.5930	0.6078	0.6527	Ave		0.6360				4.7		20.0			
1,3,5-Trimethylbenzene	+++++ 2.0058	1.8828 2.0032	1.6855	1.8360	1.9854	Ave		1.8998				6.6		20.0			
4-Chlorotoluene	+++++ 0.6642	0.6517 0.6809	0.5787	0.6244	0.6574	Ave		0.6429				5.7		20.0			
tert-Butylbenzene	+++++ 2.1685	2.0445 2.1879	1.8570	1.9732	2.1426	Ave		2.0623				6.3		20.0			
1,2,4-Trimethylbenzene	+++++ 1.9625	1.8132 1.9790	1.6312	1.7438	1.9188	Ave		1.8414				7.4		20.0			
sec-Butylbenzene	+++++ 2.9874	2.7246 2.8497	2.4347	2.6723	2.9377	Ave		2.7677				7.3		20.0			
1,3-Dichlorobenzene	+++++ 1.4555	1.3764 1.4614	1.2270	1.3076	1.4164	Ave		1.3740			0.6000	6.7		20.0			
4-Isopropyltoluene	+++++ 2.2573	2.0694 2.2640	1.8834	1.9945	2.2152	Ave		2.1140				7.4		20.0			
1,4-Dichlorobenzene	+++++ 1.4768	1.4380 1.4762	1.3079	1.3238	1.4482	Ave		1.4118			0.5000	5.4		20.0			
n-Butylbenzene	+++++ 2.0220	1.7978 2.0776	1.6286	1.6984	1.9656	Ave		1.8650				9.8		20.0			
1,2-Dichlorobenzene	+++++ 1.3263	1.3089 1.3352	1.1718	1.1995	1.3113	Ave		1.2755			0.4000	5.6		20.0			
1,2-Dibromo-3-Chloropropane	+++++ 0.2109	0.2321 0.2157	0.1790	0.1825	0.2049	Ave		0.2042			0.0500	9.9		20.0			
1,2,4-Trichlorobenzene	+++++ 0.9052	0.7806 0.9456	0.6836	0.7415	0.8733	Ave		0.8216			0.2000	12.4		20.0			
Hexachlorobutadiene	+++++ 0.5626	0.5287 0.5686	0.4808	0.5055	0.5514	Ave		0.5329				6.5		20.0			
Naphthalene	+++++ 1.3569	1.2112 1.3664	0.9736	1.0889	1.3114	Ave		1.2181				13.1		20.0			
1,2,3-Trichlorobenzene	+++++ 0.7639	0.6888 0.7934	0.6059	0.6409	0.7261	Ave		0.7032				10.2		20.0			

Note: The m1 coefficient is the same as Ave RRF for an Ave curve type.

FORM VI
GC/MS VOA INITIAL CALIBRATION DATA
INTERNAL STANDARD CURVE EVALUATION

Lab Name: TestAmerica Burlington Job No.: 200-28023-1 Analy Batch No.: 88558

SDG No.: 200-28023

Instrument ID: CHL.i GC Column: DB-624 ID: 0.53(mm) Heated Purge: (Y/N) N

Calibration Start Date: 05/20/2015 12:45 Calibration End Date: 05/20/2015 15:58 Calibration ID: 30720

ANALYTE	RRF					CURVE TYPE	COEFFICIENT			#	MIN RRF	%RSD	#	MAX %RSD	R^2 OR COD	#	MIN R^2 OR COD
	LVL 1 LVL 6	LVL 2 LVL 7	LVL 3	LVL 4	LVL 5		B	M1	M2								
Dibromofluoromethane (Surr)	+++++ 0.4975	0.4429 0.5069	0.4100	0.4363	0.4939	Ave		0.4646				8.6		20.0			
1,2-Dichloroethane-d4 (Surr)	+++++ 0.2352	0.2562 0.2353	0.2059	0.2085	0.2310	Ave		0.2287				8.2		20.0			
Toluene-d8 (Surr)	+++++ 1.1071	1.0264 1.1172	0.9415	0.9842	1.0911	Ave		1.0446				6.9		20.0			
4-Bromofluorobenzene	+++++ 1.3250	1.3123 1.3338	1.1234	1.1965	1.2869	Ave		1.2630				6.7		20.0			

Note: The m1 coefficient is the same as Ave RRF for an Ave curve type.

FORM VI
GC/MS VOA INITIAL CALIBRATION DATA
INTERNAL STANDARD RESPONSE AND CONCENTRATION

Lab Name: TestAmerica Burlington Job No.: 200-28023-1 Analy Batch No.: 88558

SDG No.: 200-28023

Instrument ID: CHL.i GC Column: DB-624 ID: 0.53(mm) Heated Purge: (Y/N) N

Calibration Start Date: 05/20/2015 12:45 Calibration End Date: 05/20/2015 15:58 Calibration ID: 30720

Calibration Files:

LEVEL:	LAB SAMPLE ID:	LAB FILE ID:
Level 1	IC 200-88558/3	13688_03.D
Level 2	IC 200-88558/4	13688_04.D
Level 3	IC 200-88558/5	13688_05.D
Level 4	IC 200-88558/6	13688_06.D
Level 5	ICIS 200-88558/7	13688_07.D
Level 6	IC 200-88558/8	13688_08.D
Level 7	IC 200-88558/9	13688_09.D

ANALYTE	IS REF	CURVE TYPE	RESPONSE					CONCENTRATION (UG/L)				
			LVL 1 LVL 6	LVL 2 LVL 7	LVL 3	LVL 4	LVL 5	LVL 1 LVL 6	LVL 2 LVL 7	LVL 3	LVL 4	LVL 5
Dichlorodifluoromethane	FB	Ave	+++++ 3830916	56947 7525233	130871	351251	1868570	+++++ 50.0	0.827 100	1.88	4.80	24.8
Chloromethane	FB	Ave	+++++ 2885754	49513 5800163	103775	269903	1439231	+++++ 50.0	0.827 100	1.88	4.80	24.8
Vinyl chloride	FB	Ave	18271 3222632	47046 6313066	109605	291553	1546355	0.405 50.0	0.827 100	1.88	4.80	24.8
Butadiene	FB	Ave	+++++ 2432362	35603 4658218	82827	221144	1188647	+++++ 50.0	0.827 100	1.88	4.80	24.8
Bromomethane	FB	Ave	+++++ 1753935	39888 3733828	72535	165906	948534	+++++ 50.0	0.827 100	1.88	4.80	24.8
Chloroethane	FB	Ave	+++++ 1835130	30593 3562560	66159	169903	915198	+++++ 50.0	0.827 100	1.88	4.80	24.8
Dichlorofluoromethane	FB	Ave	+++++ 6681073	97678 12984022	223735	603815	3248274	+++++ 50.0	0.827 100	1.88	4.80	24.8
Trichlorofluoromethane	FB	Ave	+++++ 5029913	63180 9699855	177014	447621	2443228	+++++ 50.0	0.827 100	1.88	4.80	24.8
1,2-Dichloro-1,1,2-trifluoroethane	FB	Ave	+++++ 6822027	103337 13541398	218675	578658	3334685	+++++ 50.0	0.827 100	1.88	4.80	24.8
Ethyl ether	FB	Ave	+++++ 1794627	31477 3590860	61980	151461	881500	+++++ 50.0	0.827 100	1.88	4.80	24.8
Acrolein	FB	Ave	+++++ 405362	5467 901922	11345	26222	176652	+++++ 250	4.13 500	9.41	24.0	124
1,1-Dichloroethene	FB	Ave	+++++ 2933044	41961 5807012	87180	237793	1410484	+++++ 50.0	0.827 100	1.88	4.80	24.8
1,1,2-Trichloro-1,2,2-trifluoroethane	FB	Ave	+++++ 5819221	85173 11518642	184261	487506	2862436	+++++ 50.0	0.827 100	1.88	4.80	24.8
Acetone	BUT	Ave	+++++ 5291625	75896 10336859	158584	433476	2562881	+++++ 250	4.14 501	9.42	24.0	124
Iodomethane	FB	Ave	+++++ 3396264	43844 7070539	87094	220238	1581350	+++++ 50.0	0.827 100	1.88	4.80	24.8

FORM VI
GC/MS VOA INITIAL CALIBRATION DATA
INTERNAL STANDARD RESPONSE AND CONCENTRATION

Lab Name: TestAmerica Burlington Job No.: 200-28023-1 Analy Batch No.: 88558

SDG No.: 200-28023

Instrument ID: CHL.i GC Column: DB-624 ID: 0.53(mm) Heated Purge: (Y/N) N

Calibration Start Date: 05/20/2015 12:45 Calibration End Date: 05/20/2015 15:58 Calibration ID: 30720

ANALYTE	IS REF	CURVE TYPE	RESPONSE					CONCENTRATION (UG/L)				
			LVL 1 LVL 6	LVL 2 LVL 7	LVL 3	LVL 4	LVL 5	LVL 1 LVL 6	LVL 2 LVL 7	LVL 3	LVL 4	LVL 5
Carbon disulfide	FB	Ave	+++++ 8035805	119401 15977961	242598	652424	3874899	+++++ 50.0	0.827 100	1.88	4.80	24.8
3-Chloro-1-propene	FB	Ave	+++++ 5614039	82131 11014353	174587	459205	2772221	+++++ 50.0	0.827 100	1.88	4.80	24.8
Methyl acetate	BUT	Ave	+++++ 1980110	26126 3969562	55346	154717	943104	+++++ 250	4.14 501	9.42	24.0	124
Methylene Chloride	FB	Lin1	+++++ 2806250	120449 5510489	169376	303542	1410525	+++++ 50.0	0.827 100	1.88	4.80	24.8
2-Methyl-2-propanol	TBA	Ave	+++++ 1555482	+++++ 2992605	48103	132424	772322	+++++ 500	+++++ 1001	18.8	48.0	248
Acrylonitrile	FB	Ave	+++++ 6391440	77947 12939522	172154	468034	3062693	+++++ 500	8.27 1001	18.8	48.0	248
trans-1,2-Dichloroethene	FB	Ave	+++++ 3070738	44286 6115287	96552	253004	1488477	+++++ 50.0	0.827 100	1.88	4.80	24.8
Methyl tert-butyl ether	FB	Ave	+++++ 5773263	87713 11450710	183735	478602	2807991	+++++ 50.0	0.827 100	1.88	4.80	24.8
Hexane	FB	Ave	+++++ 4281267	67962 8672148	137024	359957	2157347	+++++ 50.0	0.827 100	1.88	4.80	24.8
1,1-Dichloroethane	FB	Ave	+++++ 6055161	92758 12072313	194503	504094	2938397	+++++ 50.0	0.827 100	1.88	4.80	24.8
Vinyl acetate	FB	Ave	+++++ 412596	5318 943397	14319	37198	237583	+++++ 100.0	1.65 200	3.77	9.61	49.6
Isopropyl ether	FB	Ave	+++++ 11248270	165032 22260754	352880	940576	5469556	+++++ 50.0	0.827 100	1.88	4.80	24.8
2-Chloro-1,3-butadiene	FB	Ave	+++++ 3688423	56992 7305989	117315	299147	1785492	+++++ 50.0	0.827 100	1.88	4.80	24.8
Tert-butyl ethyl ether	FB	Ave	+++++ 7913252	107497 15341295	232309	618912	3676374	+++++ 50.0	0.827 100	1.88	4.80	24.8
2,2-Dichloropropane	FB	Ave	+++++ 2850399	52922 5482071	112861	263647	1445139	+++++ 50.0	0.827 100	1.88	4.80	24.8
cis-1,2-Dichloroethene	FB	Ave	+++++ 3074399	46660 6104897	97205	256568	1489418	+++++ 50.0	0.827 100	1.88	4.80	24.8
2-Butanone (MEK)	BUT	Ave	+++++ 1507873	20804 2933886	42553	120166	723630	+++++ 250	4.14 501	9.42	24.0	124
Propionitrile	FB	Ave	+++++ 969736	14303 1933046	30363	79334	473289	+++++ 250	4.14 501	9.42	24.0	124
Methacrylonitrile	FB	Ave	+++++ 664271	9232 1346748	20324	55498	321739	+++++ 50.0	0.827 100	1.88	4.80	24.8
Chlorobromomethane	FB	Ave	+++++ 1788944	27074 3164988	56490	149310	875186	+++++ 50.0	0.827 100	1.88	4.80	24.8
Tetrahydrofuran	FB	Ave	+++++ 1473490	22682 2956157	50575	115419	699536	+++++ 100.0	1.65 200	3.77	9.61	49.6

FORM VI
GC/MS VOA INITIAL CALIBRATION DATA
INTERNAL STANDARD RESPONSE AND CONCENTRATION

Lab Name: TestAmerica Burlington Job No.: 200-28023-1 Analy Batch No.: 88558

SDG No.: 200-28023

Instrument ID: CHL.i GC Column: DB-624 ID: 0.53(mm) Heated Purge: (Y/N) N

Calibration Start Date: 05/20/2015 12:45 Calibration End Date: 05/20/2015 15:58 Calibration ID: 30720

ANALYTE	IS REF	CURVE TYPE	RESPONSE					CONCENTRATION (UG/L)				
			LVL 1 LVL 6	LVL 2 LVL 7	LVL 3	LVL 4	LVL 5	LVL 1 LVL 6	LVL 2 LVL 7	LVL 3	LVL 4	LVL 5
Chloroform	FB	Ave	+++++ 5467851	83324 10805508	171513	457284	2676389	+++++ 50.0	0.827 100	1.88	4.80	24.8
1,1,1-Trichloroethane	FB	Ave	+++++ 4553120	66121 8977064	141845	377452	2223902	+++++ 50.0	0.827 100	1.88	4.80	24.8
Cyclohexane	FB	Ave	+++++ 5648454	83519 11155073	180486	477398	2764896	+++++ 50.0	0.827 100	1.88	4.80	24.8
1,1-Dichloropropene	FB	Ave	+++++ 4434498	64784 8767944	140288	364539	2136544	+++++ 50.0	0.827 100	1.88	4.80	24.8
Carbon tetrachloride	FB	Ave	+++++ 4081518	48767 8171505	109882	306649	1966314	+++++ 50.0	0.827 100	1.88	4.80	24.8
Isobutyl alcohol	FB	Ave	+++++ 2445901	+++++ 4714371	69846	189781	1207809	+++++ 1250	+++++ 2504	47.1	120	620
Benzene	FB	Ave	+++++ 8602705	130690 16965229	269101	721490	4161772	+++++ 50.0	0.827 100	1.88	4.80	24.8
1,2-Dichloroethane	FB	Ave	+++++ 2750429	38978 5400772	86591	224277	1333697	+++++ 50.0	0.827 100	1.88	4.80	24.8
Tert-amyl methyl ether	FB	Ave	+++++ 6188971	92618 12264938	193512	516850	3027250	+++++ 50.0	0.827 100	1.88	4.80	24.8
n-Heptane	FB	Ave	+++++ 4837916	74579 9764378	153408	418022	2503946	+++++ 50.0	0.827 100	1.88	4.80	24.8
Trichloroethene	FB	Ave	+++++ 3755128	52466 7396731	108500	297481	1768715	+++++ 50.0	0.827 100	1.88	4.80	24.8
Methylcyclohexane	FB	Ave	+++++ 4498384	65102 8911635	142215	379086	2200091	+++++ 50.0	0.827 100	1.88	4.80	24.8
1,2-Dichloropropane	FB	Ave	+++++ 3733978	55589 7403438	118423	309701	1812589	+++++ 50.0	0.827 100	1.88	4.80	24.8
Dibromomethane	FB	Ave	+++++ 2815086	43311 5605962	89943	234537	1359529	+++++ 50.0	0.827 100	1.88	4.80	24.8
Methyl methacrylate	CBZ	Ave	+++++ 2290237	35689 4469699	70160	177471	1093579	+++++ 50.0	0.827 100	1.88	4.80	24.8
1,4-Dioxane	DXE	Ave	+++++ 381041	+++++ 721826	11422	31228	194568	+++++ 1000	+++++ 2003	37.7	96.1	496
Dichlorobromomethane	FB	Ave	+++++ 5597277	81287 11124788	167994	447571	2717060	+++++ 50.0	0.827 100	1.88	4.80	24.8
2-Chloroethyl vinyl ether	FB	Ave	+++++ 1522275	19070 3169748	48602	129592	768837	+++++ 50.0	0.827 100	1.88	4.80	24.8
cis-1,3-Dichloropropene	FB	Ave	30802 4782102	67165 9461188	141648	381099	2277253	0.405 50.0	0.827 100	1.88	4.80	24.8
4-Methyl-2-pentanone (MIBK)	BUT	Ave	+++++ 15743327	223517 30494625	472923	1283833	7713803	+++++ 250	4.14 501	9.42	24.0	124
Toluene	CBZ	Ave	+++++ 5513023	81131 10877960	175765	449998	2659037	+++++ 50.0	0.827 100	1.88	4.80	24.8

FORM VI
GC/MS VOA INITIAL CALIBRATION DATA
INTERNAL STANDARD RESPONSE AND CONCENTRATION

Lab Name: TestAmerica Burlington Job No.: 200-28023-1 Analy Batch No.: 88558

SDG No.: 200-28023

Instrument ID: CHL.i GC Column: DB-624 ID: 0.53(mm) Heated Purge: (Y/N) N

Calibration Start Date: 05/20/2015 12:45 Calibration End Date: 05/20/2015 15:58 Calibration ID: 30720

ANALYTE	IS REF	CURVE TYPE	RESPONSE					CONCENTRATION (UG/L)				
			LVL 1 LVL 6	LVL 2 LVL 7	LVL 3	LVL 4	LVL 5	LVL 1 LVL 6	LVL 2 LVL 7	LVL 3	LVL 4	LVL 5
trans-1,3-Dichloropropene	CBZ	Ave	23946 3638511	51221 7257665	110334	285144	1748801	0.405 50.0	0.827 100	1.88	4.80	24.8
Ethyl methacrylate	FB	Ave	+++++ 2500959	33191 4980407	74203	188107	1199218	+++++ 50.0	0.827 100	1.88	4.80	24.8
1,1,2-Trichloroethane	CBZ	Ave	+++++ 2538496	39480 5025821	79876	211263	1230755	+++++ 50.0	0.827 100	1.88	4.80	24.8
Tetrachloroethene	CBZ	Ave	+++++ 4392251	64453 8655460	136219	364883	2126056	+++++ 50.0	0.827 100	1.88	4.80	24.8
1,3-Dichloropropane	CBZ	Ave	+++++ 4729086	70857 9352043	153371	395678	2323732	+++++ 50.0	0.827 100	1.88	4.80	24.8
2-Hexanone	BUT	Ave	+++++ 14159214	202003 27587444	426271	1137382	6908925	+++++ 250	4.14 501	9.42	24.0	124
Chlorodibromomethane	CBZ	Ave	28462 4770366	63916 9498759	138576	376116	2302162	0.405 50.0	0.827 100	1.88	4.80	24.8
Ethylene Dibromide	CBZ	Ave	+++++ 4224232	58180 8349829	127909	338670	2052898	+++++ 50.0	0.827 100	1.88	4.80	24.8
Chlorobenzene	CBZ	Ave	+++++ 6795076	101726 13571149	211966	565325	3303959	+++++ 50.0	0.827 100	1.88	4.80	24.8
1,1,1,2-Tetrachloroethane	CBZ	Ave	+++++ 3456344	49150 6838789	107764	279598	1677770	+++++ 50.0	0.827 100	1.88	4.80	24.8
Ethylbenzene	CBZ	Ave	+++++ 10988932	160603 21599797	343901	916130	5357227	+++++ 50.0	0.827 100	1.88	4.80	24.8
m-Xylene & p-Xylene	CBZ	Ave	+++++ 3889352	57413 7749582	116075	320534	1890572	+++++ 50.0	0.827 100	1.88	4.80	24.8
o-Xylene	CBZ	Ave	+++++ 3737104	56086 7447703	116310	308180	1806509	+++++ 50.0	0.827 100	1.88	4.80	24.8
Styrene	CBZ	Ave	+++++ 5612788	80288 11170579	166695	448077	2719119	+++++ 50.0	0.827 100	1.88	4.80	24.8
Bromoform	CBZ	Ave	+++++ 3772201	48206 7512301	102088	280617	1789237	+++++ 50.0	0.827 100	1.88	4.80	24.8
Isopropylbenzene	DCB	Ave	+++++ 10726909	154624 21086839	328248	872073	5225249	+++++ 50.0	0.827 100	1.88	4.80	24.8
Bromobenzene	DCB	Ave	+++++ 3576666	53538 7074903	109014	291995	1734559	+++++ 50.0	0.827 100	1.88	4.80	24.8
1,1,2,2-Tetrachloroethane	DCB	Ave	33460 4578888	73820 8988256	149059	394429	2274434	0.405 50.0	0.827 100	1.88	4.80	24.8
1,2,3-Trichloropropane	DCB	Ave	+++++ 1029253	15924 2021883	32095	85183	502416	+++++ 50.0	0.827 100	1.88	4.80	24.8
trans-1,4-Dichloro-2-butene	DCB	Ave	+++++ 783774	11258 1589777	23223	64897	390049	+++++ 50.0	0.827 100	1.88	4.80	24.8
N-Propylbenzene	DCB	Ave	+++++ 2706399	36836 5304065	80150	216712	1305826	+++++ 50.0	0.827 100	1.88	4.80	24.8

FORM VI
GC/MS VOA INITIAL CALIBRATION DATA
INTERNAL STANDARD RESPONSE AND CONCENTRATION

Lab Name: TestAmerica Burlington Job No.: 200-28023-1 Analy Batch No.: 88558

SDG No.: 200-28023

Instrument ID: CHL.i GC Column: DB-624 ID: 0.53(mm) Heated Purge: (Y/N) N

Calibration Start Date: 05/20/2015 12:45 Calibration End Date: 05/20/2015 15:58 Calibration ID: 30720

ANALYTE	IS REF	CURVE TYPE	RESPONSE					CONCENTRATION (UG/L)				
			LVL 1 LVL 6	LVL 2 LVL 7	LVL 3	LVL 4	LVL 5	LVL 1 LVL 6	LVL 2 LVL 7	LVL 3	LVL 4	LVL 5
2-Chlorotoluene	DCB	Ave	+++++ 2504423	37132 4900870	81399	206425	1224546	+++++ 50.0	0.827 100	1.88	4.80	24.8
1,3,5-Trimethylbenzene	DCB	Ave	+++++ 7584159	110023 14767976	231370	623518	3724633	+++++ 50.0	0.827 100	1.88	4.80	24.8
4-Chlorotoluene	DCB	Ave	+++++ 2511312	38081 5020205	79443	212037	1233239	+++++ 50.0	0.827 100	1.88	4.80	24.8
tert-Butylbenzene	DCB	Ave	+++++ 8199211	119470 16130250	254915	670104	4019584	+++++ 50.0	0.827 100	1.88	4.80	24.8
1,2,4-Trimethylbenzene	DCB	Ave	+++++ 7420229	105955 14589842	223914	592188	3599668	+++++ 50.0	0.827 100	1.88	4.80	24.8
sec-Butylbenzene	DCB	Ave	+++++ 11295591	159210 21008986	334214	907524	5511248	+++++ 50.0	0.827 100	1.88	4.80	24.8
1,3-Dichlorobenzene	DCB	Ave	+++++ 5503132	80431 10774273	168427	444063	2657128	+++++ 50.0	0.827 100	1.88	4.80	24.8
4-Isopropyltoluene	DCB	Ave	+++++ 8534872	120925 16691361	258538	677317	4155799	+++++ 50.0	0.827 100	1.88	4.80	24.8
1,4-Dichlorobenzene	DCB	Ave	+++++ 5583656	84027 10883245	179537	449574	2716896	+++++ 50.0	0.827 100	1.88	4.80	24.8
n-Butylbenzene	DCB	Ave	+++++ 7645142	105057 15316950	223553	576793	3687474	+++++ 50.0	0.827 100	1.88	4.80	24.8
1,2-Dichlorobenzene	DCB	Ave	+++++ 5014761	76486 9843802	160857	407341	2460064	+++++ 50.0	0.827 100	1.88	4.80	24.8
1,2-Dibromo-3-Chloropropane	DCB	Ave	+++++ 797543	13562 1590159	24568	61979	384380	+++++ 50.0	0.827 100	1.88	4.80	24.8
1,2,4-Trichlorobenzene	DCB	Ave	+++++ 3422451	45612 6971472	93834	251813	1638289	+++++ 50.0	0.827 100	1.88	4.80	24.8
Hexachlorobutadiene	DCB	Ave	+++++ 2127069	30895 4191733	66003	171674	1034504	+++++ 50.0	0.827 100	1.88	4.80	24.8
Naphthalene	DCB	Ave	+++++ 5130430	70774 10073923	133646	369801	2460161	+++++ 50.0	0.827 100	1.88	4.80	24.8
1,2,3-Trichlorobenzene	DCB	Ave	+++++ 2888168	40250 5849571	83165	217637	1362180	+++++ 50.0	0.827 100	1.88	4.80	24.8
Dibromofluoromethane (Surr)	FB	Ave	+++++ 4613179	65945 9232498	140867	375900	2243460	+++++ 50.0	0.827 100	1.88	4.80	24.8
1,2-Dichloroethane-d4 (Surr)	FB	Ave	+++++ 2180493	38149 4286307	70747	179638	1049298	+++++ 50.0	0.827 100	1.88	4.80	24.8
Toluene-d8 (Surr)	CBZ	Ave	+++++ 7737020	114500 15390316	241342	630749	3748541	+++++ 50.0	0.827 100	1.88	4.80	24.8
4-Bromofluorobenzene	DCB	Ave	+++++ 5009986	76683 9833573	154210	406318	2414233	+++++ 50.0	0.827 100	1.88	4.80	24.8

FORM VI
GC/MS VOA INITIAL CALIBRATION DATA
INTERNAL STANDARD RESPONSE AND CONCENTRATION

Lab Name: TestAmerica Burlington Job No.: 200-28023-1 Analy Batch No.: 88558

SDG No.: 200-28023

Instrument ID: CHL.i GC Column: DB-624 ID: 0.53(mm) Heated Purge: (Y/N) N

Calibration Start Date: 05/20/2015 12:45 Calibration End Date: 05/20/2015 15:58 Calibration ID: 30720

Curve Type Legend:

Ave = Average ISTD
Lin1 = Linear 1/conc ISTD

TestAmerica Burlington
Target Compound Quantitation Report

Data File: \\BTV-LIMS1\ChromData\CHL.i\20150520-13688.b\13688_03.D
Lims ID: IC
Client ID:
Sample Type: IC Calib Level: 1
Inject. Date: 20-May-2015 12:45:30 ALS Bottle#: 3 Worklist Smp#: 3
Purge Vol: 5.000 mL Dil. Factor: 1.0000
Sample Info: 200-0013688-003
Misc. Info.: 1,5
Operator ID: JSW Instrument ID: CHL.i
Sublist: chrom-8260_L_W_Ver.2*sub6

Method: \\BTV-LIMS1\ChromData\CHL.i\20150520-13688.b\8260_L_W_Ver.2.m
Limit Group: VM_8260C_Limits
Last Update: 21-May-2015 12:44:40 Calib Date: 20-May-2015 15:58:30
Integrator: RTE ID Type: Deconvolution ID
Quant Method: Internal Standard Quant By: Initial Calibration
Last ICal File: \\BTV-LIMS1\ChromData\CHL.i\20150520-13688.b\13688_09.D

Column 1 : DB-624 (0.53 mm) Det: MS SCAN
Process Host: XAWRK015

First Level Reviewer: wilburj Date: 20-May-2015 13:44:05

Compound	Sig	RT (min.)	Adj RT (min.)	Dlt RT (min.)	Q	Response	Cal Amt ug/l	OnCol Amt ug/l	Flags
1 Dichlorodifluoromethane	85		2.627				ND	ND	
2 Chloromethane	50		2.884				ND	ND	
3 Vinyl chloride	62	3.039	3.042	-0.003	97	18271	0.4048	0.3146	
4 Butadiene	54		3.092				ND	ND	
6 Bromomethane	94		3.526				ND	ND	
7 Chloroethane	64		3.684				ND	ND	
8 Dichlorofluoromethane	67		4.000				ND	ND	
9 Trichlorofluoromethane	101		4.099				ND	ND	
11 Ethyl ether	59		4.573				ND	ND	
10 1,2-Dichloro-1,1,2-trifluo	67		4.573				ND	ND	
12 Acrolein	56		4.771				ND	ND	
13 1,1-Dichloroethene	96		4.939				ND	ND	
14 1,1,2-Trichloro-1,2,2-trif	101		4.958				ND	ND	
15 Acetone	43		5.028				ND	ND	
16 Iodomethane	142		5.186				ND	ND	
17 Carbon disulfide	76		5.304				ND	ND	
18 3-Chloro-1-propene	41		5.541				ND	ND	
19 Methyl acetate	74		5.591				ND	ND	
20 Methylene Chloride	84		5.749				ND	ND	
* 21 TBA-d9 (IS)	65	5.834	5.838	-0.004	97	1642432	500.0	500.0	
22 2-Methyl-2-propanol	59		5.976				ND	ND	
23 Acrylonitrile	53		6.144				ND	ND	
24 trans-1,2-Dichloroethene	96		6.213				ND	ND	
25 Methyl tert-butyl ether	73		6.243				ND	ND	
S 26 1,2-Dichloroethene, Total	96		6.390					ND	
27 Hexane	57		6.707				ND	ND	
28 1,1-Dichloroethane	63		6.924				ND	ND	
29 Vinyl acetate	86		7.033				ND	ND	
30 Isopropyl ether	45		7.082				ND	ND	
31 2-Chloro-1,3-butadiene	53		7.092				ND	ND	

Compound	Sig	RT (min.)	Adj RT (min.)	Dlt RT (min.)	Q	Response	Cal Amt ug/l	OnCol Amt ug/l	Flags
32 Tert-butyl ethyl ether	59		7.704				ND	ND	
* 33 2-Butanone-d5	46	7.830	7.843	-0.013	98	2462632	125.0	125.0	
35 cis-1,2-Dichloroethene	96		7.912				ND	ND	
34 2,2-Dichloropropane	41		7.912				ND	ND	
36 2-Butanone (MEK)	72		7.942				ND	ND	
37 Propionitrile	54		8.021				ND	ND	
38 Methacrylonitrile	67		8.287				ND	ND	
39 Chlorobromomethane	128		8.317				ND	ND	
40 Tetrahydrofuran	42		8.416				ND	ND	
41 Chloroform	83		8.455				ND	ND	
$ 42 Dibromofluoromethane (Surr	113		8.732				ND	ND	
43 1,1,1-Trichloroethane	97		8.781				ND	ND	
44 Cyclohexane	56		8.890				ND	ND	
45 1,1-Dichloropropene	75		9.068				ND	ND	
46 Carbon tetrachloride	117		9.077				ND	ND	
47 Isobutyl alcohol	43		9.295				ND	ND	
$ 48 1,2-Dichloroethane-d4 (Sur	65		9.295				ND	ND	
49 Benzene	78		9.413				ND	ND	
50 1,2-Dichloroethane	62		9.433				ND	ND	
51 Tert-amyl methyl ether	73		9.631				ND	ND	
* 52 Fluorobenzene	96	9.884	9.897	-0.013	98	4500355	25.0	25.0	
53 n-Heptane	43		9.917				ND	ND	
54 Trichloroethene	95		10.549				ND	ND	
55 Methylcyclohexane	83		10.905				ND	ND	
56 1,2-Dichloropropane	63		10.915				ND	ND	
* 57 1,4-Dioxane-d8	96	11.089	11.102	-0.013	46	146139	500.0	500.0	
58 Dibromomethane	93		11.122				ND	ND	
59 Methyl methacrylate	69		11.152				ND	ND	
60 1,4-Dioxane	88		11.181				ND	ND	
61 Dichlorobromomethane	83		11.409				ND	ND	
62 2-Chloroethyl vinyl ether	63		11.962				ND	ND	
63 cis-1,3-Dichloropropene	75	12.215	12.219	-0.004	96	30802	0.4048	0.3669	
64 4-Methyl-2-pentanone (MIBK	43		12.505				ND	ND	
$ 65 Toluene-d8 (Surr)	98		12.722				ND	ND	
66 Toluene	92		12.851				ND	ND	
67 trans-1,3-Dichloropropene	75	13.262	13.246	0.016	93	23946	0.4048	0.3729	
68 Ethyl methacrylate	69		13.463				ND	ND	
69 1,1,2-Trichloroethane	83		13.601				ND	ND	
70 Tetrachloroethene	166		13.918				ND	ND	
71 1,3-Dichloropropane	76		13.927				ND	ND	
72 2-Hexanone	43		14.115				ND	ND	
73 Chlorodibromomethane	129	14.379	14.392	-0.013	97	28462	0.4048	0.3461	
74 Ethylene Dibromide	107		14.619				ND	ND	
* 75 Chlorobenzene-d5	117	15.633	15.636	-0.003	89	3375667	25.0	25.0	
76 Chlorobenzene	112		15.705				ND	ND	
77 1,1,1,2-Tetrachloroethane	131		15.893				ND	ND	
78 Ethylbenzene	91		15.972				ND	ND	
79 m-Xylene & p-Xylene	106		16.249				ND	ND	
S 80 Xylenes, Total	106		16.620				0.8096	ND	
81 o-Xylene	106		17.177				ND	ND	
82 Styrene	104		17.217				ND	ND	
83 Bromoform	173		17.612				ND	ND	

Compound	Sig	RT (min.)	Adj RT (min.)	Dlt RT (min.)	Q	Response	Cal Amt ug/l	OnCol Amt ug/l	Flags
84 Isopropylbenzene	105		18.037				ND	ND	
$ 85 4-Bromofluorobenzene	95		18.303				ND	ND	
86 Bromobenzene	156		18.560				ND	ND	
87 1,1,2,2-Tetrachloroethane	83	18.557	18.570	-0.013	82	33460	0.4048	0.3984	
88 1,2,3-Trichloropropane	110		18.629				ND	ND	
89 trans-1,4-Dichloro-2-buten	53		18.669				ND	ND	
90 N-Propylbenzene	120		18.777				ND	ND	
91 2-Chlorotoluene	126		18.896				ND	ND	
92 1,3,5-Trimethylbenzene	105		19.054				ND	ND	
93 4-Chlorotoluene	126		19.064				ND	ND	
94 tert-Butylbenzene	119		19.508				ND	ND	
95 1,2,4-Trimethylbenzene	105		19.577				ND	ND	
96 sec-Butylbenzene	105		19.805				ND	ND	
97 1,3-Dichlorobenzene	146		19.923				ND	ND	
98 4-Isopropyltoluene	119		19.992				ND	ND	
* 99 1,4-Dichlorobenzene-d4	152	19.999	20.002	-0.003	98	1766027	25.0	25.0	
100 1,4-Dichlorobenzene	146		20.032				ND	ND	
101 n-Butylbenzene	91		20.457				ND	ND	
102 1,2-Dichlorobenzene	146		20.457				ND	ND	
103 1,2-Dibromo-3-Chloropropan	75		21.257				ND	ND	
104 1,2,4-Trichlorobenzene	180		22.086				ND	ND	
105 Hexachlorobutadiene	225		22.264				ND	ND	
106 Naphthalene	128		22.343				ND	ND	
107 1,2,3-Trichlorobenzene	180		22.600				ND	ND	

QC Flag Legend

Processing Flags

ND - Not Detected or Marked ND

Reagents:

8260cal.A_00020	Amount Added:	0.02	Units: uL	
8260cal.Bcorp_00014	Amount Added:	0.02	Units: uL	
8260IScorp._00015	Amount Added:	2.50	Units: uL	Run Reagent

Report Date: 21-May-2015 12:44:42 Chrom Revision: 2.2 05-May-2015 11:39:10

TestAmerica Burlington

Data File: \\BTV-LIMS1\ChromData\CHL.i\20150520-13688.b\13688_03.D

Injection Date:	20-May-2015 12:45:30	Instrument ID:	CHL.i	Operator ID:	JSW
Lims ID:	IC			Worklist Smp#:	3
Client ID:					
Purge Vol:	5.000 mL	Dil. Factor:	1.0000	ALS Bottle#:	3
Method:	8260_L_W_Ver.2	Limit Group:	VM_8260C_Limits		

Column: DB-624 (0.53 mm)

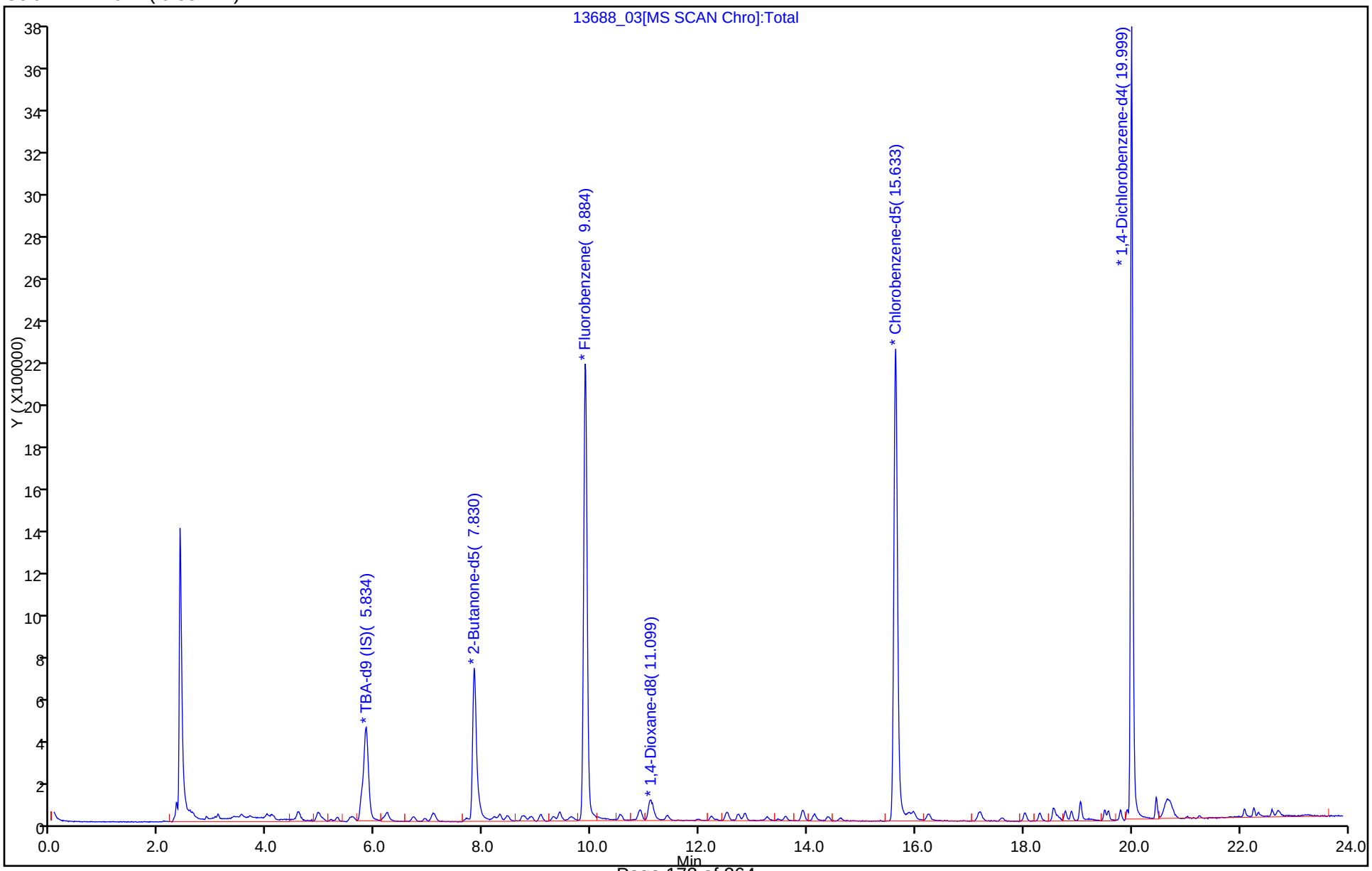

TestAmerica Burlington
Target Compound Quantitation Report

Data File: \\BTV-LIMS1\ChromData\CHL.i\20150520-13688.b\13688_04.D
Lims ID: IC
Client ID:
Sample Type: IC Calib Level: 2
Inject. Date: 20-May-2015 13:17:30 ALS Bottle#: 4 Worklist Smp#: 4
Purge Vol: 5.000 mL Dil. Factor: 1.0000
Sample Info: 200-0013688-004
Misc. Info.: 1,5
Operator ID: JSW Instrument ID: CHL.i
Sublist: chrom-8260_L_W_Ver.2*sub6

Method: \\BTV-LIMS1\ChromData\CHL.i\20150520-13688.b\8260_L_W_Ver.2.m
Limit Group: VM_8260C_Limits
Last Update: 21-May-2015 12:44:45 Calib Date: 20-May-2015 15:58:30
Integrator: RTE ID Type: Deconvolution ID
Quant Method: Internal Standard Quant By: Initial Calibration
Last ICal File: \\BTV-LIMS1\ChromData\CHL.i\20150520-13688.b\13688_09.D

Column 1 : DB-624 (0.53 mm) Det: MS SCAN
Process Host: XAWRK015

First Level Reviewer: wilburj Date: 20-May-2015 14:52:20

Compound	Sig	RT (min.)	Adj RT (min.)	Dlt RT (min.)	Q	Response	Cal Amt ug/l	OnCol Amt ug/l	Flags
1 Dichlorodifluoromethane	85	2.614	2.627	-0.013	98	56947	0.8272	0.7881	
2 Chloromethane	50	2.871	2.884	-0.013	98	49513	0.8272	0.8713	
3 Vinyl chloride	62	3.029	3.042	-0.013	98	47046	0.8272	0.8101	
4 Butadiene	54	3.078	3.092	-0.014	91	35603	0.8272	0.7826	
6 Bromomethane	94	3.513	3.526	-0.013	98	39888	0.8272	1.04	
7 Chloroethane	64	3.671	3.684	-0.013	98	30593	0.8272	0.8568	
8 Dichlorofluoromethane	67	3.987	4.000	-0.013	98	97678	0.8272	0.7834	
9 Trichlorofluoromethane	101	4.086	4.099	-0.013	97	63180	0.8272	0.6856	
11 Ethyl ether	59	4.570	4.573	-0.003	54	31477	0.8272	0.9106	
10 1,2-Dichloro-1,1,2-trifluo	67	4.560	4.573	-0.013	97	103337	0.8272	0.8172	
12 Acrolein	56	4.757	4.771	-0.014	34	5467	4.13	3.92	
13 1,1-Dichloroethene	96	4.925	4.939	-0.014	95	41961	0.8272	0.7960	
14 1,1,2-Trichloro-1,2,2-trif	101	4.955	4.958	-0.003	57	85173	0.8272	0.7966	M
15 Acetone	43	5.014	5.028	-0.014	86	75896	4.14	4.18	
16 Iodomethane	142	5.172	5.186	-0.014	97	43844	0.8272	0.7667	
17 Carbon disulfide	76	5.291	5.304	-0.013	99	119401	0.8272	0.8186	
18 3-Chloro-1-propene	41	5.538	5.541	-0.003	95	82131	0.8272	0.8021	
19 Methyl acetate	74	5.577	5.591	-0.014	99	26126	4.14	3.96	
20 Methylene Chloride	84	5.735	5.749	-0.014	97	120449	0.8272	0.9341	
* 21 TBA-d9 (IS)	65	5.824	5.838	-0.014	98	1628919	500.0	500.0	
22 2-Methyl-2-propanol	59		5.976				ND	ND	
23 Acrylonitrile	53	6.150	6.144	0.006	94	77947	8.27	7.13	
24 trans-1,2-Dichloroethene	96	6.209	6.213	-0.004	96	44286	0.8272	0.7908	
25 Methyl tert-butyl ether	73	6.229	6.243	-0.014	95	87713	0.8272	0.8239	
S 26 1,2-Dichloroethene, Total	96				0			1.61	
27 Hexane	57	6.703	6.707	-0.004	95	67962	0.8272	0.8435	
28 1,1-Dichloroethane	63	6.921	6.924	-0.003	98	92758	0.8272	0.8275	
29 Vinyl acetate	86	7.029	7.033	-0.004	100	5318	1.65	1.32	
30 Isopropyl ether	45	7.079	7.082	-0.003	94	165032	0.8272	0.8012	
31 2-Chloro-1,3-butadiene	53	7.089	7.092	-0.003	65	56992	0.8272	0.8394	

Compound	Sig	RT (min.)	Adj RT (min.)	Dlt RT (min.)	Q	Response	Cal Amt ug/l	OnCol Amt ug/l	Flags
32 Tert-butyl ethyl ether	59	7.691	7.704	-0.013	96	107497	0.8272	0.7754	
* 33 2-Butanone-d5	46	7.829	7.843	-0.014	98	2385729	125.0	125.0	
35 cis-1,2-Dichloroethene	96	7.908	7.912	-0.004	89	46660	0.8272	0.8235	
34 2,2-Dichloropropane	41	7.908	7.912	-0.004	52	52922	0.8272	0.9205	
36 2-Butanone (MEK)	72	7.938	7.942	-0.004	97	20804	4.14	4.11	
37 Propionitrile	54	8.066	8.021	0.045	99	14303	4.14	4.03	
38 Methacrylonitrile	67	8.284	8.287	-0.003	41	9232	0.8272	0.7656	
39 Chlorobromomethane	128	8.313	8.317	-0.004	93	27074	0.8272	0.8365	
40 Tetrahydrofuran	42	8.422	8.416	0.006	96	22682	1.65	1.66	
41 Chloroform	83	8.452	8.455	-0.003	97	83324	0.8272	0.8262	
$ 42 Dibromofluoromethane (Surr	113	8.718	8.732	-0.014	90	65945	0.8272	0.7886	
43 1,1,1-Trichloroethane	97	8.768	8.781	-0.013	97	66121	0.8272	0.7961	
44 Cyclohexane	56	8.886	8.890	-0.004	96	83519	0.8272	0.8022	
45 1,1-Dichloropropene	75	9.064	9.068	-0.004	92	64784	0.8272	0.8009	
46 Carbon tetrachloride	117	9.064	9.077	-0.013	73	48767	0.8272	0.6992	
47 Isobutyl alcohol	43		9.295				ND	ND	
$ 48 1,2-Dichloroethane-d4 (Sur	65	9.291	9.295	-0.004	74	38149	0.8272	0.9268	
49 Benzene	78	9.410	9.413	-0.003	96	130690	0.8272	0.8261	
50 1,2-Dichloroethane	62	9.430	9.433	-0.003	59	38978	0.8272	0.7823	
51 Tert-amyl methyl ether	73	9.637	9.631	0.006	96	92618	0.8272	0.8141	
* 52 Fluorobenzene	96	9.884	9.897	-0.013	97	4499754	25.0	25.0	
53 n-Heptane	43	9.914	9.917	-0.003	37	74579	0.8272	0.8174	
54 Trichloroethene	95	10.546	10.549	-0.003	98	52466	0.8272	0.7900	
55 Methylcyclohexane	83	10.891	10.905	-0.014	91	65102	0.8272	0.7892	
56 1,2-Dichloropropane	63	10.911	10.915	-0.004	87	55589	0.8272	0.8107	
* 57 1,4-Dioxane-d8	96	11.089	11.102	-0.013	83	147928	500.0	500.0	
58 Dibromomethane	93	11.129	11.122	0.007	97	43311	0.8272	0.8319	
59 Methyl methacrylate	69	11.148	11.152	-0.004	98	35689	0.8272	0.8625	
60 1,4-Dioxane	88		11.181				ND	ND	
61 Dichlorobromomethane	83	11.395	11.409	-0.014	97	81287	0.8272	0.8048	
62 2-Chloroethyl vinyl ether	63	11.968	11.962	0.006	92	19070	0.8272	0.6855	
63 cis-1,3-Dichloropropene	75	12.225	12.219	0.006	95	67165	0.8272	0.8001	
64 4-Methyl-2-pentanone (MIBK	43	12.511	12.505	0.006	96	223517	4.14	4.14	
$ 65 Toluene-d8 (Surr)	98	12.719	12.722	-0.003	98	114500	0.8272	0.8128	
66 Toluene	92	12.847	12.851	-0.004	95	81131	0.8272	0.8080	
67 trans-1,3-Dichloropropene	75	13.252	13.246	0.006	97	51221	0.8272	0.7986	
68 Ethyl methacrylate	69	13.460	13.463	-0.003	92	33191	0.8272	0.7556	
69 1,1,2-Trichloroethane	83	13.588	13.601	-0.013	95	39480	0.8272	0.8439	
70 Tetrachloroethene	166	13.914	13.918	-0.004	96	64453	0.8272	0.8068	
71 1,3-Dichloropropane	76	13.944	13.927	0.017	87	70857	0.8272	0.8119	
72 2-Hexanone	43	14.131	14.115	0.016	99	202003	4.14	4.16	
73 Chlorodibromomethane	129	14.378	14.392	-0.014	96	63916	0.8272	0.7782	
74 Ethylene Dibromide	107	14.625	14.619	0.006	99	58180	0.8272	0.7711	
* 75 Chlorobenzene-d5	117	15.633	15.636	-0.003	92	3371406	25.0	25.0	
76 Chlorobenzene	112	15.702	15.705	-0.003	94	101726	0.8272	0.8170	
77 1,1,1,2-Tetrachloroethane	131	15.880	15.893	-0.013	90	49150	0.8272	0.7876	
78 Ethylbenzene	91	15.978	15.972	0.006	99	160603	0.8272	0.8019	
79 m-Xylene & p-Xylene	106	16.245	16.249	-0.004	98	57413	0.8272	0.8143	
S 80 Xylenes, Total	106				0		1.65	1.64	
81 o-Xylene	106	17.174	17.177	-0.003	93	56086	0.8272	0.8212	
82 Styrene	104	17.223	17.217	0.006	90	80288	0.8272	0.7983	
83 Bromoform	173	17.618	17.612	0.006	93	48206	0.8272	0.7462	

Compound	Sig	RT (min.)	Adj RT (min.)	Dlt RT (min.)	Q	Response	Cal Amt ug/l	OnCol Amt ug/l	Flags
84 Isopropylbenzene	105	18.033	18.037	-0.004	96	154624	0.8272	0.8163	
$ 85 4-Bromofluorobenzene	95	18.310	18.303	0.007	87	76683	0.8272	0.8595	
86 Bromobenzene	156	18.557	18.560	-0.003	96	53538	0.8272	0.8420	
87 1,1,2,2-Tetrachloroethane	83	18.566	18.570	-0.004	98	73820	0.8272	0.8788	
88 1,2,3-Trichloropropane	110	18.626	18.629	-0.003	92	15924	0.8272	0.8607	
89 trans-1,4-Dichloro-2-buten	53	18.675	18.669	0.006	63	11258	0.8272	0.8078	
90 N-Propylbenzene	120	18.774	18.777	-0.003	98	36836	0.8272	0.7854	
91 2-Chlorotoluene	126	18.892	18.896	-0.004	97	37132	0.8272	0.8264	
92 1,3,5-Trimethylbenzene	105	19.050	19.054	-0.004	76	110023	0.8272	0.8198	
93 4-Chlorotoluene	126	19.060	19.064	-0.004	98	38081	0.8272	0.8385	
94 tert-Butylbenzene	119	19.505	19.508	-0.003	92	119470	0.8272	0.8201	
95 1,2,4-Trimethylbenzene	105	19.574	19.577	-0.003	94	105955	0.8272	0.8145	
96 sec-Butylbenzene	105	19.801	19.805	-0.004	99	159210	0.8272	0.8143	
97 1,3-Dichlorobenzene	146	19.920	19.923	-0.003	92	80431	0.8272	0.8286	
98 4-Isopropyltoluene	119	19.989	19.992	-0.003	97	120925	0.8272	0.8098	
* 99 1,4-Dichlorobenzene-d4	152	19.999	20.002	-0.003	97	1766048	25.0	25.0	
100 1,4-Dichlorobenzene	146	20.028	20.032	-0.004	94	84027	0.8272	0.8425	
101 n-Butylbenzene	91	20.453	20.457	-0.004	99	105057	0.8272	0.7974	
102 1,2-Dichlorobenzene	146	20.463	20.457	0.006	85	76486	0.8272	0.8489	
103 1,2-Dibromo-3-Chloropropan	75	21.253	21.257	-0.004	90	13562	0.8272	0.9403	
104 1,2,4-Trichlorobenzene	180	22.083	22.086	-0.003	94	45612	0.8272	0.7859	
105 Hexachlorobutadiene	225	22.261	22.264	-0.003	92	30895	0.8272	0.8206	
106 Naphthalene	128	22.350	22.343	0.007	98	70774	0.8272	0.8225	
107 1,2,3-Trichlorobenzene	180	22.597	22.600	-0.003	96	40250	0.8272	0.8103	

QC Flag Legend

Processing Flags

ND - Not Detected or Marked ND

Review Flags

M - Manually Integrated

Reagents:

8260cal.A_00020	Amount Added:	0.05	Units: uL	
8260cal.Bcorp_00014	Amount Added:	0.05	Units: uL	
8260IScorp._00015	Amount Added:	2.50	Units: uL	Run Reagent

Report Date: 21-May-2015 12:44:46 Chrom Revision: 2.2 05-May-2015 11:39:10

TestAmerica Burlington

Data File: \\BTV-LIMS1\ChromData\CHL.i\20150520-13688.b\13688_04.D

Injection Date:	20-May-2015 13:17:30	Instrument ID:	CHL.i	Operator ID:	JSW
Lims ID:	IC			Worklist Smp#:	4
Client ID:					
Purge Vol:	5.000 mL	Dil. Factor:	1.0000	ALS Bottle#:	4
Method:	8260_L_W_Ver.2	Limit Group:	VM_8260C_Limits		

Column: DB-624 (0.53 mm)

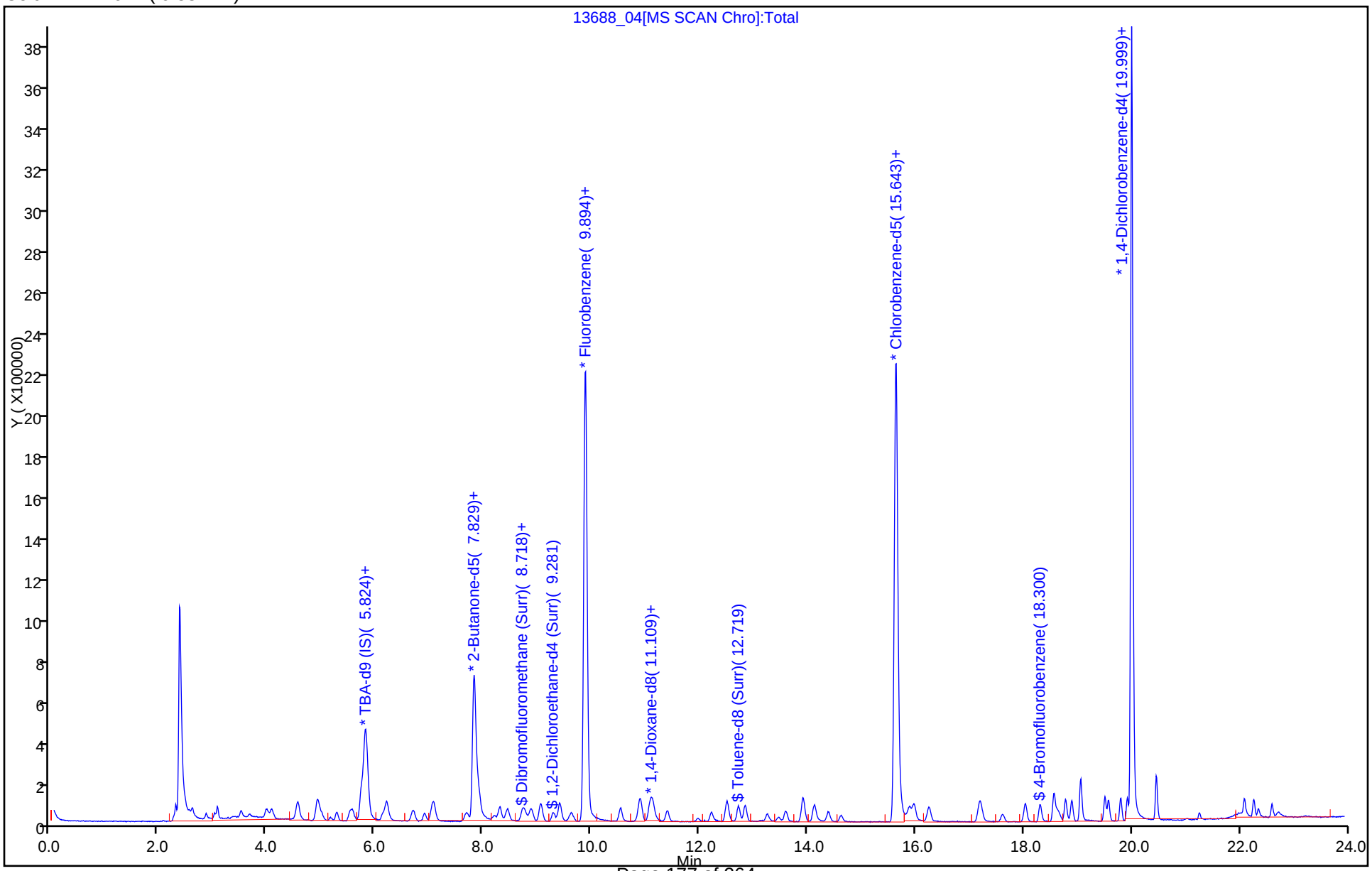

TestAmerica Burlington

Data File:	\\BTV-LIMS1\ChromData\CHL.i\20150520-13688.b\13688_04.D				
Injection Date:	20-May-2015 13:17:30	Instrument ID:	CHL.i		
Lims ID:	IC				
Client ID:					
Operator ID:	JSW	ALS Bottle#:	4	Worklist Smp#:	4
Purge Vol:	5.000 mL	Dil. Factor:	1.0000		
Method:	8260_L_W_Ver.2	Limit Group:	VM_8260C_Limits		
Column:	DB-624 (0.53 mm)	Detector	MS SCAN		

14 1,1,2-Trichloro-1,2,2-trifluoroethane, CAS: 76-13-1

Not Detected
Expected RT: 4.96

Processing Integration Results

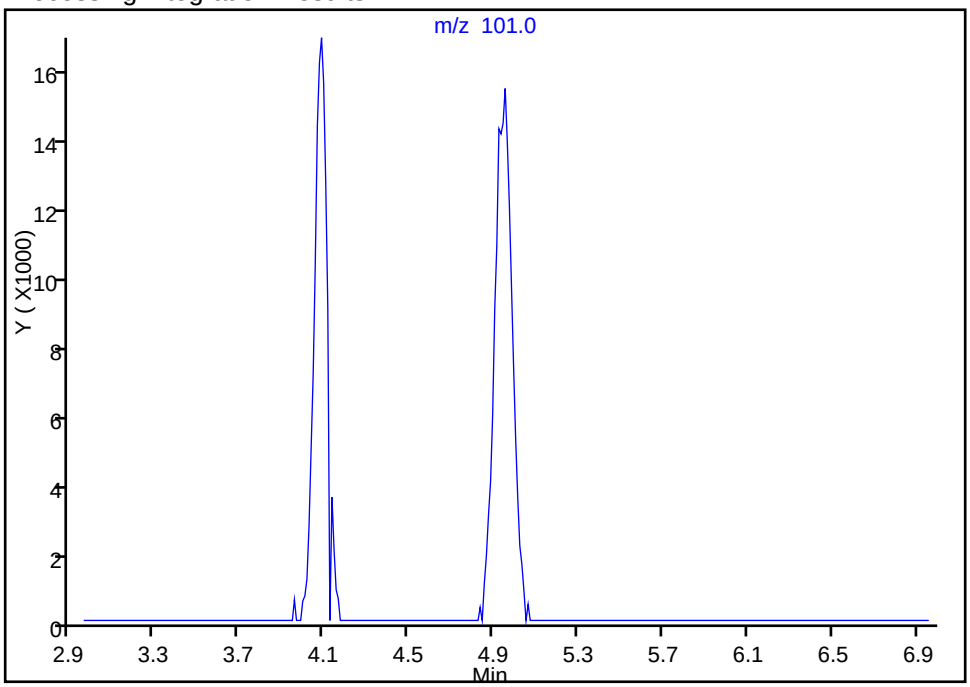

RT: 4.95
Area: 85173
Amount: 0.796576
Amount Units: ug/l

Manual Integration Results

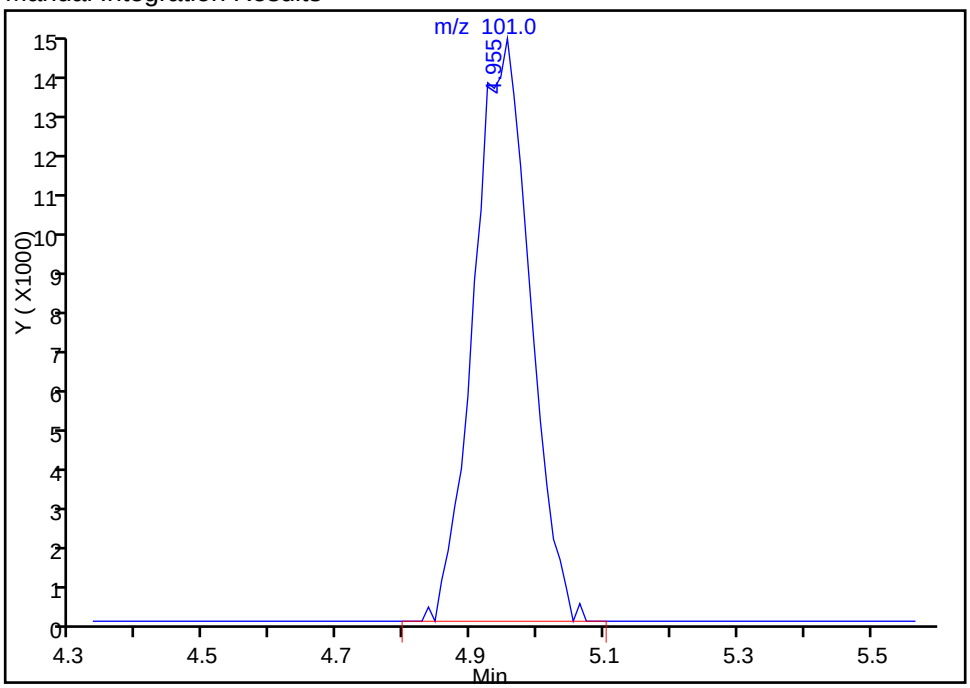

Reviewer: wilburj, 20-May-2015 14:52:20
Audit Action: Manually Integrated
Audit Reason: Peak not found by the data system

TestAmerica Burlington
Target Compound Quantitation Report

Data File: \\BTV-LIMS1\ChromData\CHL.i\20150520-13688.b\13688_05.D
Lims ID: IC
Client ID:
Sample Type: IC Calib Level: 3
Inject. Date: 20-May-2015 13:49:30 ALS Bottle#: 5 Worklist Smp#: 5
Purge Vol: 5.000 mL Dil. Factor: 1.0000
Sample Info: 200-0013688-005
Misc. Info.: 1,5
Operator ID: JSW Instrument ID: CHL.i
Sublist: chrom-8260_L_W_Ver.2*sub6

Method: \\BTV-LIMS1\ChromData\CHL.i\20150520-13688.b\8260_L_W_Ver.2.m
Limit Group: VM_8260C_Limits
Last Update: 21-May-2015 12:44:48 Calib Date: 20-May-2015 15:58:30
Integrator: RTE ID Type: Deconvolution ID
Quant Method: Internal Standard Quant By: Initial Calibration
Last ICal File: \\BTV-LIMS1\ChromData\CHL.i\20150520-13688.b\13688_09.D

Column 1 : DB-624 (0.53 mm) Det: MS SCAN
Process Host: XAWRK015

First Level Reviewer: wilburj Date: 20-May-2015 15:07:11

Compound	Sig	RT (min.)	Adj RT (min.)	Dlt RT (min.)	Q	Response	Cal Amt ug/l	OnCol Amt ug/l	Flags
1 Dichlorodifluoromethane	85	2.635	2.627	0.008	99	130871	1.88	1.79	
2 Chloromethane	50	2.882	2.884	-0.002	98	103775	1.88	1.80	
3 Vinyl chloride	62	3.050	3.042	0.008	97	109605	1.88	1.86	
4 Butadiene	54	3.099	3.092	0.007	92	82827	1.88	1.80	
6 Bromomethane	94	3.534	3.526	0.008	98	72535	1.88	1.87	
7 Chloroethane	64	3.692	3.684	0.008	99	66159	1.88	1.83	
8 Dichlorofluoromethane	67	4.008	4.000	0.008	99	223735	1.88	1.77	
9 Trichlorofluoromethane	101	4.107	4.099	0.008	98	177014	1.88	1.89	
11 Ethyl ether	59	4.581	4.573	0.008	53	61980	1.88	1.77	
10 1,2-Dichloro-1,1,2-trifluo	67	4.591	4.573	0.018	97	218675	1.88	1.71	
12 Acrolein	56	4.788	4.771	0.017	86	11345	9.41	8.03	
13 1,1-Dichloroethene	96	4.946	4.939	0.007	94	87180	1.88	1.63	
14 1,1,2-Trichloro-1,2,2-trif	101	4.966	4.958	0.008	94	184261	1.88	1.70	
15 Acetone	43	5.045	5.028	0.017	86	158584	9.42	8.46	
16 Iodomethane	142	5.193	5.186	0.007	96	87094	1.88	1.50	
17 Carbon disulfide	76	5.312	5.304	0.008	99	242598	1.88	1.64	
18 3-Chloro-1-propene	41	5.549	5.541	0.008	94	174587	1.88	1.68	
19 Methyl acetate	74	5.598	5.591	0.007	99	55346	9.42	8.13	
20 Methylene Chloride	84	5.756	5.749	0.007	98	169376	1.88	1.81	
* 21 TBA-d9 (IS)	65	5.845	5.838	0.007	97	1602501	500.0	500.0	
22 2-Methyl-2-propanol	59	5.973	5.976	-0.003	99	48103	18.8	17.1	
23 Acrylonitrile	53	6.151	6.144	0.007	97	172154	18.8	15.5	
24 trans-1,2-Dichloroethene	96	6.230	6.213	0.017	97	96552	1.88	1.70	
25 Methyl tert-butyl ether	73	6.250	6.243	0.007	97	183735	1.88	1.70	
S 26 1,2-Dichloroethene, Total	96				0			3.39	
27 Hexane	57	6.714	6.707	0.007	97	137024	1.88	1.68	
28 1,1-Dichloroethane	63	6.932	6.924	0.008	98	194503	1.88	1.71	
29 Vinyl acetate	86	7.050	7.033	0.017	100	14319	3.77	3.50	
30 Isopropyl ether	45	7.090	7.082	0.008	93	352880	1.88	1.69	
31 2-Chloro-1,3-butadiene	53	7.100	7.092	0.008	63	117315	1.88	1.70	

Compound	Sig	RT (min.)	Adj RT (min.)	Dlt RT (min.)	Q	Response	Cal Amt ug/l	OnCol Amt ug/l	Flags
32 Tert-butyl ethyl ether	59	7.702	7.704	-0.002	97	232309	1.88	1.65	
* 33 2-Butanone-d5	46	7.850	7.843	0.007	98	2460776	125.0	125.0	
35 cis-1,2-Dichloroethene	96	7.919	7.912	0.007	90	97205	1.88	1.69	
34 2,2-Dichloropropane	41	7.919	7.912	0.007	71	112861	1.88	1.94	
36 2-Butanone (MEK)	72	7.949	7.942	0.007	97	42553	9.42	8.14	
37 Propionitrile	54	8.048	8.021	0.027	97	30363	9.42	8.44	
38 Methacrylonitrile	67	8.295	8.287	0.008	96	20324	1.88	1.66	
39 Chlorobromomethane	128	8.314	8.317	-0.003	95	56490	1.88	1.72	
40 Tetrahydrofuran	42	8.433	8.416	0.017	95	50575	3.77	3.66	
41 Chloroform	83	8.473	8.455	0.017	98	171513	1.88	1.68	
$ 42 Dibromofluoromethane (Surr	113	8.729	8.732	-0.003	91	140867	1.88	1.66	
43 1,1,1-Trichloroethane	97	8.779	8.781	-0.002	98	141845	1.88	1.68	
44 Cyclohexane	56	8.897	8.890	0.007	96	180486	1.88	1.71	
45 1,1-Dichloropropene	75	9.075	9.068	0.007	93	140288	1.88	1.71	
46 Carbon tetrachloride	117	9.075	9.077	-0.002	97	109882	1.88	1.55	
47 Isobutyl alcohol	43	9.302	9.295	0.007	77	69846	47.1	39.5	
$ 48 1,2-Dichloroethane-d4 (Sur	65	9.302	9.295	0.007	74	70747	1.88	1.70	
49 Benzene	78	9.421	9.413	0.008	96	269101	1.88	1.68	
50 1,2-Dichloroethane	62	9.441	9.433	0.008	60	86591	1.88	1.71	
51 Tert-amyl methyl ether	73	9.648	9.631	0.017	96	193512	1.88	1.68	
* 52 Fluorobenzene	96	9.905	9.897	0.008	97	4561526	25.0	25.0	
53 n-Heptane	43	9.925	9.917	0.008	93	153408	1.88	1.66	
54 Trichloroethene	95	10.547	10.549	-0.002	98	108500	1.88	1.61	
55 Methylcyclohexane	83	10.902	10.905	-0.003	91	142215	1.88	1.70	
56 1,2-Dichloropropane	63	10.932	10.915	0.017	90	118423	1.88	1.70	
* 57 1,4-Dioxane-d8	96	11.090	11.102	-0.012	82	142710	500.0	500.0	
58 Dibromomethane	93	11.130	11.122	0.008	98	89943	1.88	1.70	
59 Methyl methacrylate	69	11.149	11.152	-0.003	98	70160	1.88	1.68	
60 1,4-Dioxane	88	11.189	11.181	0.008	90	11422	37.7	37.8	
61 Dichlorobromomethane	83	11.416	11.409	0.007	98	167994	1.88	1.64	
62 2-Chloroethyl vinyl ether	63	11.979	11.962	0.017	88	48602	1.88	1.72	
63 cis-1,3-Dichloropropene	75	12.226	12.219	0.007	95	141648	1.88	1.66	
64 4-Methyl-2-pentanone (MIBK	43	12.512	12.505	0.007	96	472923	9.42	8.49	
$ 65 Toluene-d8 (Surr)	98	12.730	12.722	0.008	98	241342	1.88	1.70	
66 Toluene	92	12.848	12.851	-0.003	94	175765	1.88	1.73	
67 trans-1,3-Dichloropropene	75	13.263	13.246	0.017	98	110334	1.88	1.70	
68 Ethyl methacrylate	69	13.471	13.463	0.008	95	74203	1.88	1.67	
69 1,1,2-Trichloroethane	83	13.599	13.601	-0.002	95	79876	1.88	1.69	
70 Tetrachloroethene	166	13.915	13.918	-0.003	97	136219	1.88	1.69	
71 1,3-Dichloropropane	76	13.925	13.927	-0.002	98	153371	1.88	1.74	
72 2-Hexanone	43	14.132	14.115	0.017	100	426271	9.42	8.52	
73 Chlorodibromomethane	129	14.389	14.392	-0.003	97	138576	1.88	1.67	
74 Ethylene Dibromide	107	14.626	14.619	0.007	99	127909	1.88	1.68	
* 75 Chlorobenzene-d5	117	15.634	15.636	-0.002	89	3402959	25.0	25.0	
76 Chlorobenzene	112	15.703	15.705	-0.002	92	211966	1.88	1.69	
77 1,1,1,2-Tetrachloroethane	131	15.891	15.893	-0.002	94	107764	1.88	1.71	
78 Ethylbenzene	91	15.970	15.972	-0.002	99	343901	1.88	1.70	
79 m-Xylene & p-Xylene	106	16.246	16.249	-0.003	98	116075	1.88	1.63	
S 80 Xylenes, Total	106				0		3.77	3.32	
81 o-Xylene	106	17.175	17.177	-0.002	92	116310	1.88	1.69	
82 Styrene	104	17.214	17.217	-0.003	94	166695	1.88	1.64	
83 Bromoform	173	17.609	17.612	-0.003	95	102088	1.88	1.57	

Compound	Sig	RT (min.)	Adj RT (min.)	Dlt RT (min.)	Q	Response	Cal Amt ug/l	OnCol Amt ug/l	Flags
84 Isopropylbenzene	105	18.024	18.037	-0.013	96	328248	1.88	1.68	
$ 85 4-Bromofluorobenzene	95	18.301	18.303	-0.002	87	154210	1.88	1.68	
86 Bromobenzene	156	18.558	18.560	-0.002	96	109014	1.88	1.66	
87 1,1,2,2-Tetrachloroethane	83	18.568	18.570	-0.002	97	149059	1.88	1.72	
88 1,2,3-Trichloropropane	110	18.627	18.629	-0.002	59	32095	1.88	1.68	
89 trans-1,4-Dichloro-2-buten	53	18.676	18.669	0.007	69	23223	1.88	1.61	
90 N-Propylbenzene	120	18.775	18.777	-0.002	98	80150	1.88	1.66	
91 2-Chlorotoluene	126	18.893	18.896	-0.003	97	81399	1.88	1.76	
92 1,3,5-Trimethylbenzene	105	19.052	19.054	-0.002	92	231370	1.88	1.67	
93 4-Chlorotoluene	126	19.052	19.064	-0.012	97	79443	1.88	1.70	
94 tert-Butylbenzene	119	19.506	19.508	-0.002	93	254915	1.88	1.70	
95 1,2,4-Trimethylbenzene	105	19.565	19.577	-0.012	95	223914	1.88	1.67	
96 sec-Butylbenzene	105	19.792	19.805	-0.013	99	334214	1.88	1.66	
97 1,3-Dichlorobenzene	146	19.921	19.923	-0.002	94	168427	1.88	1.68	
98 4-Isopropyltoluene	119	19.980	19.992	-0.012	97	258538	1.88	1.68	
* 99 1,4-Dichlorobenzene-d4	152	20.000	20.002	-0.002	97	1822284	25.0	25.0	
100 1,4-Dichlorobenzene	146	20.029	20.032	-0.003	94	179537	1.88	1.74	
101 n-Butylbenzene	91	20.454	20.457	-0.003	99	223553	1.88	1.64	
102 1,2-Dichlorobenzene	146	20.454	20.457	-0.003	83	160857	1.88	1.73	
103 1,2-Dibromo-3-Chloropropan	75	21.254	21.257	-0.003	92	24568	1.88	1.65	
104 1,2,4-Trichlorobenzene	180	22.084	22.086	-0.002	94	93834	1.88	1.57	
105 Hexachlorobutadiene	225	22.262	22.264	-0.002	86	66003	1.88	1.70	
106 Naphthalene	128	22.341	22.343	-0.002	98	133646	1.88	1.51	
107 1,2,3-Trichlorobenzene	180	22.598	22.600	-0.002	96	83165	1.88	1.62	

Reagents:

8260cal.A_00020	Amount Added:	0.11	Units: uL	
8260cal.Bcorp_00014	Amount Added:	0.11	Units: uL	
8260IScorp._00015	Amount Added:	2.50	Units: uL	Run Reagent

Report Date: 21-May-2015 12:44:49 Chrom Revision: 2.2 05-May-2015 11:39:10

TestAmerica Burlington

Data File: \\BTV-LIMS1\ChromData\CHL.i\20150520-13688.b\13688_05.D

Injection Date:	20-May-2015 13:49:30	Instrument ID:	CHL.i	Operator ID:	JSW
Lims ID:	IC			Worklist Smp#:	5
Client ID:					
Purge Vol:	5.000 mL	Dil. Factor:	1.0000	ALS Bottle#:	5
Method:	8260_L_W_Ver.2	Limit Group:	VM_8260C_Limits		

Column: DB-624 (0.53 mm)

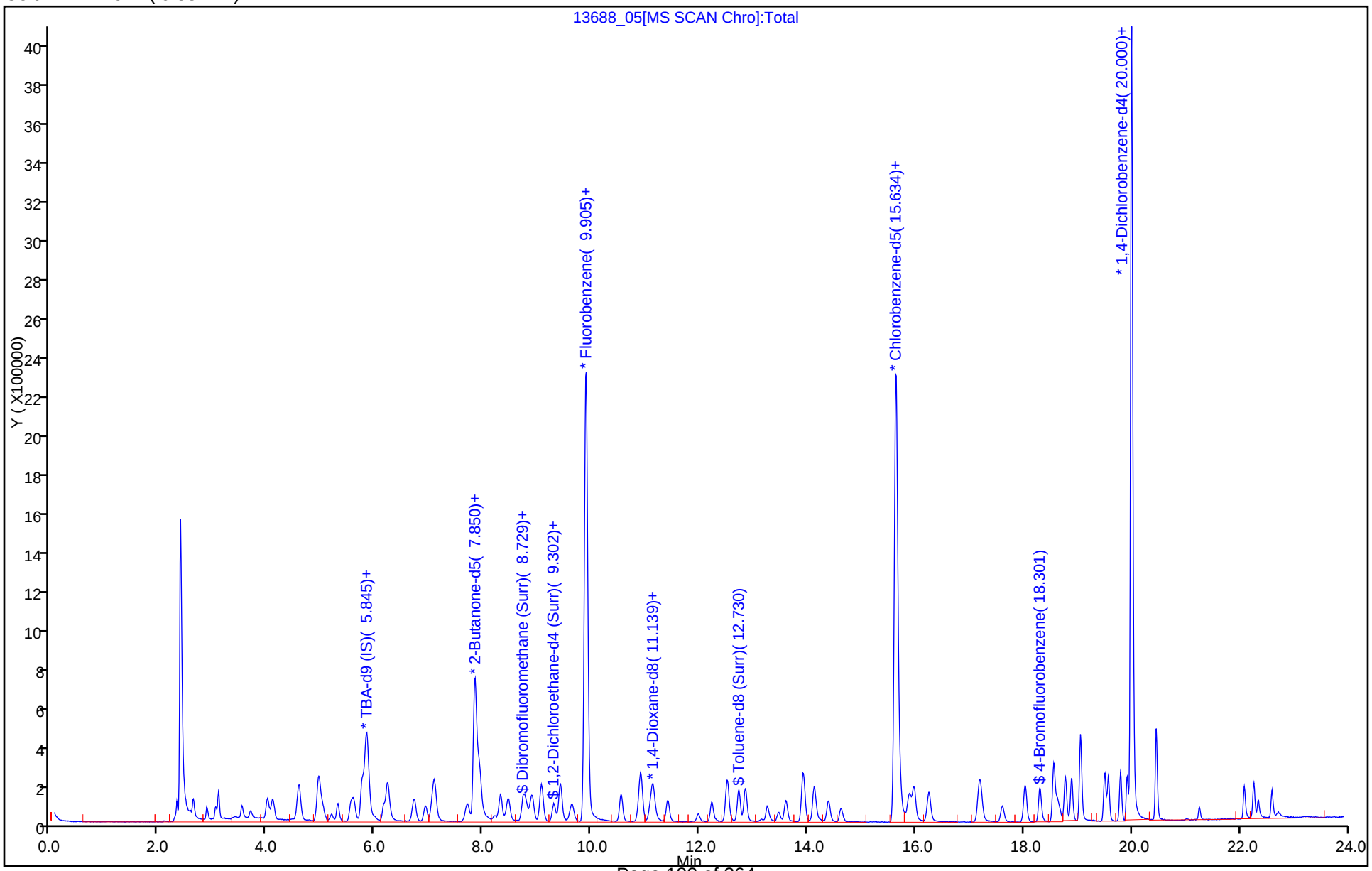

TestAmerica Burlington
Target Compound Quantitation Report

Data File: \\BTV-LIMS1\ChromData\CHL.i\20150520-13688.b\13688_06.D
Lims ID: IC
Client ID:
Sample Type: IC Calib Level: 4
Inject. Date: 20-May-2015 14:22:30 ALS Bottle#: 6 Worklist Smp#: 6
Purge Vol: 5.000 mL Dil. Factor: 1.0000
Sample Info: 200-0013688-006
Misc. Info.: 1,5
Operator ID: JSW Instrument ID: CHL.i
Sublist: chrom-8260_L_W_Ver.2*sub6

Method: \\BTV-LIMS1\ChromData\CHL.i\20150520-13688.b\8260_L_W_Ver.2.m
Limit Group: VM_8260C_Limits
Last Update: 21-May-2015 12:44:51 Calib Date: 20-May-2015 15:58:30
Integrator: RTE ID Type: Deconvolution ID
Quant Method: Internal Standard Quant By: Initial Calibration
Last ICal File: \\BTV-LIMS1\ChromData\CHL.i\20150520-13688.b\13688_09.D

Column 1 : DB-624 (0.53 mm) Det: MS SCAN
Process Host: XAWRK015

First Level Reviewer: wilburj Date: 20-May-2015 15:12:00

Compound	Sig	RT (min.)	Adj RT (min.)	Dlt RT (min.)	Q	Response	Cal Amt ug/l	OnCol Amt ug/l	Flags
1 Dichlorodifluoromethane	85	2.648	2.648	0.000	99	351251	4.80	4.88	
2 Chloromethane	50	2.905	2.905	0.000	98	269903	4.80	4.77	
3 Vinyl chloride	62	3.063	3.063	0.000	98	291553	4.80	5.04	
4 Butadiene	54	3.122	3.122	0.000	93	221144	4.80	4.88	
6 Bromomethane	94	3.547	3.547	0.000	99	165906	4.80	4.36	
7 Chloroethane	64	3.715	3.715	0.000	99	169903	4.80	4.78	
8 Dichlorofluoromethane	67	4.021	4.021	0.000	98	603815	4.80	4.86	
9 Trichlorofluoromethane	101	4.120	4.120	0.000	98	447621	4.80	4.88	
11 Ethyl ether	59	4.604	4.604	0.000	50	151461	4.80	4.40	
10 1,2-Dichloro-1,1,2-trifluo	67	4.604	4.604	0.000	97	578658	4.80	4.59	
12 Acrolein	56	4.801	4.801	0.000	93	26222	24.0	18.9	
13 1,1-Dichloroethene	96	4.959	4.959	0.000	96	237793	4.80	4.53	
14 1,1,2-Trichloro-1,2,2-trif	101	4.989	4.989	0.000	94	487506	4.80	4.58	
15 Acetone	43	5.048	5.048	0.000	86	433476	24.0	23.5	
16 Iodomethane	142	5.206	5.206	0.000	96	220238	4.80	3.87	
17 Carbon disulfide	76	5.325	5.325	0.000	99	652424	4.80	4.49	
18 3-Chloro-1-propene	41	5.562	5.562	0.000	95	459205	4.80	4.50	
19 Methyl acetate	74	5.621	5.621	0.000	99	154717	24.0	23.1	
20 Methylene Chloride	84	5.769	5.769	0.000	97	303542	4.80	4.39	
* 21 TBA-d9 (IS)	65	5.858	5.858	0.000	98	1617166	500.0	500.0	
22 2-Methyl-2-propanol	59	5.997	5.997	0.000	100	132424	48.0	46.7	
23 Acrylonitrile	53	6.174	6.174	0.000	97	468034	48.0	43.0	
24 trans-1,2-Dichloroethene	96	6.244	6.244	0.000	97	253004	4.80	4.53	
25 Methyl tert-butyl ether	73	6.263	6.263	0.000	98	478602	4.80	4.51	
S 26 1,2-Dichloroethene, Total	96				0			9.08	
27 Hexane	57	6.728	6.728	0.000	96	359957	4.80	4.48	
28 1,1-Dichloroethane	63	6.935	6.935	0.000	99	504094	4.80	4.51	
29 Vinyl acetate	86	7.054	7.054	0.000	100	37198	9.61	9.25	
30 Isopropyl ether	45	7.113	7.113	0.000	96	940576	4.80	4.58	
31 2-Chloro-1,3-butadiene	53	7.113	7.113	0.000	62	299147	4.80	4.42	

Compound	Sig	RT (min.)	Adj RT (min.)	Dlt RT (min.)	Q	Response	Cal Amt ug/l	OnCol Amt ug/l	Flags
32 Tert-butyl ethyl ether	59	7.715	7.715	0.000	97	618912	4.80	4.48	
* 33 2-Butanone-d5	46	7.854	7.854	0.000	98	2422631	125.0	125.0	
35 cis-1,2-Dichloroethene	96	7.923	7.923	0.000	90	256568	4.80	4.55	
34 2,2-Dichloropropane	41	7.933	7.933	0.000	69	263647	4.80	4.60	
36 2-Butanone (MEK)	72	7.952	7.952	0.000	97	120166	24.0	23.4	
37 Propionitrile	54	8.031	8.031	0.000	98	79334	24.0	22.4	
38 Methacrylonitrile	67	8.298	8.298	0.000	94	55498	4.80	4.62	
39 Chlorobromomethane	128	8.328	8.328	0.000	95	149310	4.80	4.63	
40 Tetrahydrofuran	42	8.436	8.436	0.000	97	115419	9.61	8.50	
41 Chloroform	83	8.466	8.466	0.000	98	457284	4.80	4.55	
$ 42 Dibromofluoromethane (Surr	113	8.743	8.743	0.000	92	375900	4.80	4.51	
43 1,1,1-Trichloroethane	97	8.792	8.792	0.000	97	377452	4.80	4.56	
44 Cyclohexane	56	8.911	8.911	0.000	96	477398	4.80	4.60	
45 1,1-Dichloropropene	75	9.078	9.078	0.000	92	364539	4.80	4.52	
46 Carbon tetrachloride	117	9.078	9.078	0.000	97	306649	4.80	4.41	
47 Isobutyl alcohol	43	9.306	9.306	0.000	79	189781	120.1	109.1	
$ 48 1,2-Dichloroethane-d4 (Sur	65	9.306	9.306	0.000	71	179638	4.80	4.38	
49 Benzene	78	9.424	9.424	0.000	97	721490	4.80	4.58	
50 1,2-Dichloroethane	62	9.434	9.434	0.000	91	224277	4.80	4.52	
51 Tert-amyl methyl ether	73	9.641	9.641	0.000	96	516850	4.80	4.56	
* 52 Fluorobenzene	96	9.908	9.908	0.000	98	4483075	25.0	25.0	
53 n-Heptane	43	9.928	9.928	0.000	94	418022	4.80	4.60	
54 Trichloroethene	95	10.550	10.550	0.000	98	297481	4.80	4.50	
55 Methylcyclohexane	83	10.896	10.896	0.000	90	379086	4.80	4.61	
56 1,2-Dichloropropane	63	10.926	10.926	0.000	92	309701	4.80	4.53	
* 57 1,4-Dioxane-d8	96	11.103	11.103	0.000	83	151231	500.0	500.0	
58 Dibromomethane	93	11.133	11.133	0.000	99	234537	4.80	4.52	
59 Methyl methacrylate	69	11.163	11.163	0.000	98	177471	4.80	4.34	
60 1,4-Dioxane	88	11.192	11.192	0.000	95	31228	96.1	97.6	
61 Dichlorobromomethane	83	11.419	11.419	0.000	98	447571	4.80	4.45	
62 2-Chloroethyl vinyl ether	63	11.973	11.973	0.000	93	129592	4.80	4.68	
63 cis-1,3-Dichloropropene	75	12.229	12.229	0.000	95	381099	4.80	4.56	
64 4-Methyl-2-pentanone (MIBK	43	12.516	12.516	0.000	96	1283833	24.0	23.4	
$ 65 Toluene-d8 (Surr)	98	12.733	12.733	0.000	98	630749	4.80	4.53	
66 Toluene	92	12.852	12.852	0.000	94	449998	4.80	4.53	
67 trans-1,3-Dichloropropene	75	13.257	13.257	0.000	98	285144	4.80	4.50	
68 Ethyl methacrylate	69	13.474	13.474	0.000	95	188107	4.80	4.30	
69 1,1,2-Trichloroethane	83	13.593	13.593	0.000	96	211263	4.80	4.57	
70 Tetrachloroethene	166	13.919	13.919	0.000	98	364883	4.80	4.62	
71 1,3-Dichloropropane	76	13.928	13.928	0.000	97	395678	4.80	4.58	
72 2-Hexanone	43	14.116	14.116	0.000	100	1137382	24.0	23.1	
73 Chlorodibromomethane	129	14.393	14.393	0.000	98	376116	4.80	4.63	
74 Ethylene Dibromide	107	14.620	14.620	0.000	98	338670	4.80	4.54	
* 75 Chlorobenzene-d5	117	15.637	15.637	0.000	89	3334610	25.0	25.0	
76 Chlorobenzene	112	15.706	15.706	0.000	93	565325	4.80	4.59	
77 1,1,1,2-Tetrachloroethane	131	15.884	15.884	0.000	97	279598	4.80	4.53	
78 Ethylbenzene	91	15.973	15.973	0.000	99	916130	4.80	4.62	
79 m-Xylene & p-Xylene	106	16.250	16.250	0.000	98	320534	4.80	4.60	
S 80 Xylenes, Total	106				0		9.61	9.16	
81 o-Xylene	106	17.178	17.178	0.000	92	308180	4.80	4.56	
82 Styrene	104	17.218	17.218	0.000	93	448077	4.80	4.50	
83 Bromoform	173	17.613	17.613	0.000	94	280617	4.80	4.39	

Compound	Sig	RT (min.)	Adj RT (min.)	Dlt RT (min.)	Q	Response	Cal Amt ug/l	OnCol Amt ug/l	Flags
84 Isopropylbenzene	105	18.028	18.028	0.000	96	872073	4.80	4.60	
$ 85 4-Bromofluorobenzene	95	18.304	18.304	0.000	87	406318	4.80	4.55	
86 Bromobenzene	156	18.561	18.561	0.000	97	291995	4.80	4.59	
87 1,1,2,2-Tetrachloroethane	83	18.571	18.571	0.000	99	394429	4.80	4.69	
88 1,2,3-Trichloropropane	110	18.630	18.630	0.000	90	85183	4.80	4.60	
89 trans-1,4-Dichloro-2-buten	53	18.670	18.670	0.000	83	64897	4.80	4.65	
90 N-Propylbenzene	120	18.778	18.778	0.000	98	216712	4.80	4.62	
91 2-Chlorotoluene	126	18.887	18.887	0.000	97	206425	4.80	4.59	
92 1,3,5-Trimethylbenzene	105	19.055	19.055	0.000	88	623518	4.80	4.64	
93 4-Chlorotoluene	126	19.055	19.055	0.000	97	212037	4.80	4.67	
94 tert-Butylbenzene	119	19.509	19.509	0.000	92	670104	4.80	4.60	
95 1,2,4-Trimethylbenzene	105	19.569	19.569	0.000	96	592188	4.80	4.55	
96 sec-Butylbenzene	105	19.796	19.796	0.000	99	907524	4.80	4.64	
97 1,3-Dichlorobenzene	146	19.924	19.924	0.000	94	444063	4.80	4.57	
98 4-Isopropyltoluene	119	19.983	19.983	0.000	98	677317	4.80	4.53	
* 99 1,4-Dichlorobenzene-d4	152	20.003	20.003	0.000	97	1766987	25.0	25.0	
100 1,4-Dichlorobenzene	146	20.033	20.033	0.000	96	449574	4.80	4.51	
101 n-Butylbenzene	91	20.458	20.458	0.000	98	576793	4.80	4.38	
102 1,2-Dichlorobenzene	146	20.458	20.458	0.000	83	407341	4.80	4.52	
103 1,2-Dibromo-3-Chloropropan	75	21.258	21.258	0.000	92	61979	4.80	4.29	
104 1,2,4-Trichlorobenzene	180	22.087	22.087	0.000	94	251813	4.80	4.34	
105 Hexachlorobutadiene	225	22.265	22.265	0.000	89	171674	4.80	4.56	
106 Naphthalene	128	22.344	22.344	0.000	98	369801	4.80	4.30	
107 1,2,3-Trichlorobenzene	180	22.601	22.601	0.000	94	217637	4.80	4.38	

Reagents:

8260cal.A_00020	Amount Added:	0.27	Units: uL	
8260cal.Bcorp_00014	Amount Added:	0.27	Units: uL	
8260IScorp._00015	Amount Added:	2.50	Units: uL	Run Reagent

Report Date: 21-May-2015 12:44:52 Chrom Revision: 2.2 05-May-2015 11:39:10

TestAmerica Burlington

Data File: \\BTV-LIMS1\ChromData\CHL.i\20150520-13688.b\13688_06.D

Injection Date:	20-May-2015 14:22:30	Instrument ID:	CHL.i	Operator ID:	JSW
Lims ID:	IC			Worklist Smp#:	6
Client ID:					
Purge Vol:	5.000 mL	Dil. Factor:	1.0000	ALS Bottle#:	6
Method:	8260_L_W_Ver.2	Limit Group:	VM_8260C_Limits		

Column: DB-624 (0.53 mm)

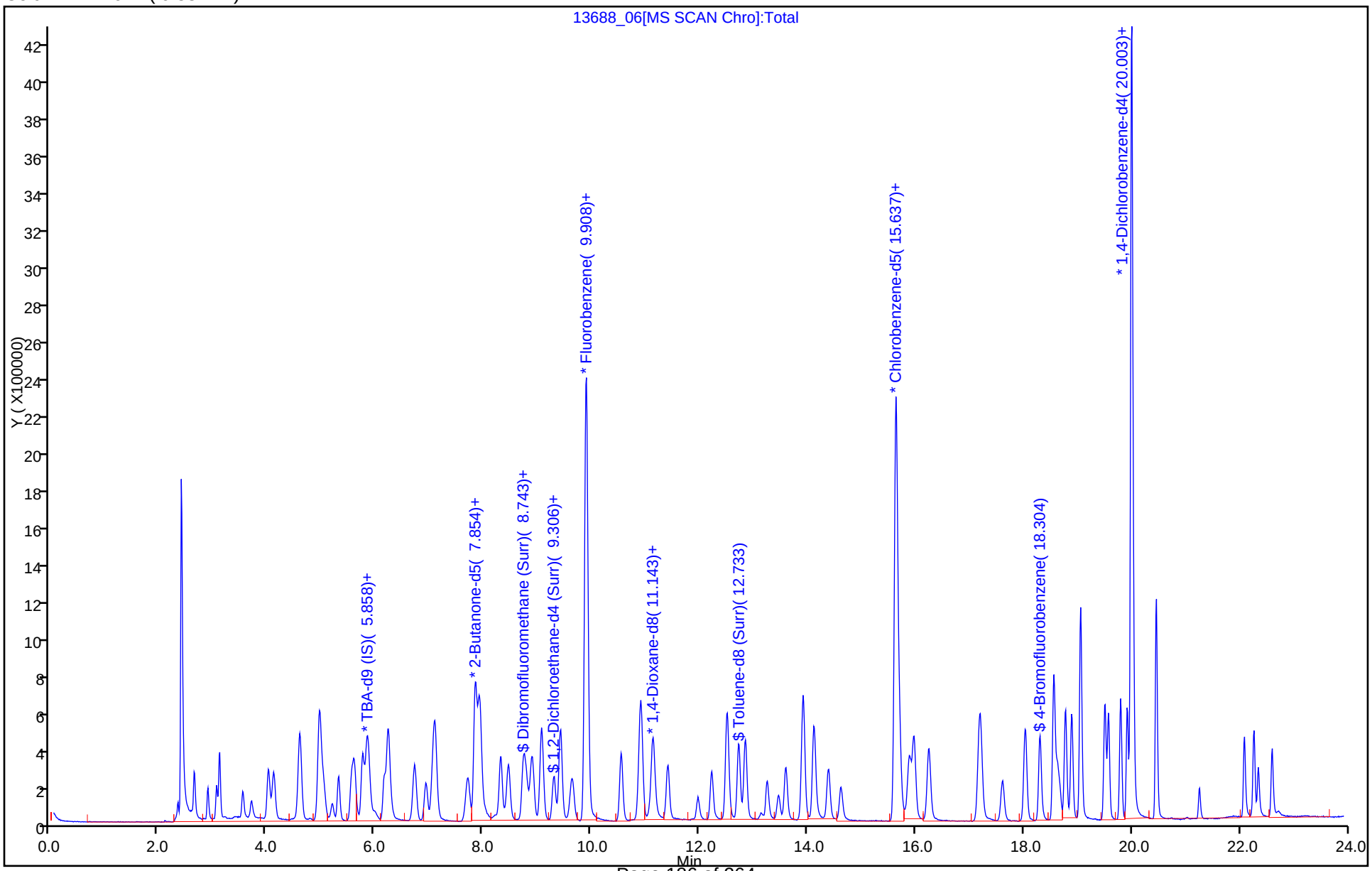

TestAmerica Burlington
Target Compound Quantitation Report

Data File: \\BTV-LIMS1\ChromData\CHL.i\20150520-13688.b\13688_07.D
Lims ID: ICIS
Client ID:
Sample Type: ICIS Calib Level: 5
Inject. Date: 20-May-2015 14:54:30 ALS Bottle#: 7 Worklist Smp#: 7
Purge Vol: 5.000 mL Dil. Factor: 1.0000
Sample Info: 200-0013688-007
Misc. Info.: 1,5
Operator ID: JSW Instrument ID: CHL.i
Sublist: chrom-8260_L_W_Ver.2*sub6

Method: \\BTV-LIMS1\ChromData\CHL.i\20150520-13688.b\8260_L_W_Ver.2.m
Limit Group: VM_8260C_Limits
Last Update: 21-May-2015 12:44:53 Calib Date: 20-May-2015 15:58:30
Integrator: RTE ID Type: Deconvolution ID
Quant Method: Internal Standard Quant By: Initial Calibration
Last ICal File: \\BTV-LIMS1\ChromData\CHL.i\20150520-13688.b\13688_09.D

Column 1 : DB-624 (0.53 mm) Det: MS SCAN
Process Host: XAWRK015

First Level Reviewer: wilburj Date: 20-May-2015 15:56:11

Compound	Sig	RT (min.)	Adj RT (min.)	Dlt RT (min.)	Q	Response	Cal Amt ug/l	OnCol Amt ug/l	Flags
1 Dichlorodifluoromethane	85	2.627	2.627	0.000	99	1868570	24.8	25.4	
2 Chloromethane	50	2.884	2.884	0.000	98	1439231	24.8	24.9	
3 Vinyl chloride	62	3.042	3.042	0.000	97	1546355	24.8	26.2	
4 Butadiene	54	3.092	3.092	0.000	93	1188647	24.8	25.7	
6 Bromomethane	94	3.526	3.526	0.000	100	948534	24.8	24.4	
7 Chloroethane	64	3.684	3.684	0.000	99	915198	24.8	25.2	
8 Dichlorofluoromethane	67	4.000	4.000	0.000	98	3248274	24.8	25.6	
9 Trichlorofluoromethane	101	4.099	4.099	0.000	98	2443228	24.8	26.1	
11 Ethyl ether	59	4.573	4.573	0.000	50	881500	24.8	25.1	
10 1,2-Dichloro-1,1,2-trifluo	67	4.573	4.573	0.000	97	3334685	24.8	25.9	
12 Acrolein	56	4.771	4.771	0.000	93	176652	124.0	124.6	
13 1,1-Dichloroethene	96	4.939	4.939	0.000	96	1410484	24.8	26.3	
14 1,1,2-Trichloro-1,2,2-trif	101	4.958	4.958	0.000	94	2862436	24.8	26.3	
15 Acetone	43	5.028	5.028	0.000	86	2562881	124.1	129.3	
16 Iodomethane	142	5.186	5.186	0.000	96	1581350	24.8	27.2	
17 Carbon disulfide	76	5.304	5.304	0.000	99	3874899	24.8	26.1	
18 3-Chloro-1-propene	41	5.541	5.541	0.000	95	2772221	24.8	26.6	
19 Methyl acetate	74	5.591	5.591	0.000	99	943104	124.1	131.1	
20 Methylene Chloride	84	5.749	5.749	0.000	98	1410525	24.8	24.7	
* 21 TBA-d9 (IS)	65	5.838	5.838	0.000	97	1719289	500.0	500.0	
22 2-Methyl-2-propanol	59	5.976	5.976	0.000	100	772322	248.2	256.0	
23 Acrylonitrile	53	6.144	6.144	0.000	96	3062693	248.2	275.7	
24 trans-1,2-Dichloroethene	96	6.213	6.213	0.000	97	1488477	24.8	26.1	
25 Methyl tert-butyl ether	73	6.243	6.243	0.000	97	2807991	24.8	25.9	
27 Hexane	57	6.707	6.707	0.000	96	2157347	24.8	26.3	
28 1,1-Dichloroethane	63	6.924	6.924	0.000	99	2938397	24.8	25.8	
29 Vinyl acetate	86	7.033	7.033	0.000	100	237583	49.6	57.9	
30 Isopropyl ether	45	7.082	7.082	0.000	98	5469556	24.8	26.1	
31 2-Chloro-1,3-butadiene	53	7.092	7.092	0.000	89	1785492	24.8	25.9	
32 Tert-butyl ethyl ether	59	7.704	7.704	0.000	97	3676374	24.8	26.1	

Compound	Sig	RT (min.)	Adj RT (min.)	Dlt RT (min.)	Q	Response	Cal Amt ug/l	OnCol Amt ug/l	Flags
* 33 2-Butanone-d5	46	7.843	7.843	0.000	99	2600815	125.0	125.0	
35 cis-1,2-Dichloroethene	96	7.912	7.912	0.000	91	1489418	24.8	25.8	
34 2,2-Dichloropropane	41	7.912	7.912	0.000	66	1445139	24.8	24.7	
36 2-Butanone (MEK)	72	7.942	7.942	0.000	97	723630	124.1	131.0	
37 Propionitrile	54	8.021	8.021	0.000	99	473289	124.1	131.2	
38 Methacrylonitrile	67	8.287	8.287	0.000	95	321739	24.8	26.2	
39 Chlorobromomethane	128	8.317	8.317	0.000	95	875186	24.8	26.6	
40 Tetrahydrofuran	42	8.416	8.416	0.000	96	699536	49.6	50.5	
41 Chloroform	83	8.455	8.455	0.000	98	2676389	24.8	26.1	
$ 42 Dibromofluoromethane (Surr	113	8.732	8.732	0.000	90	2243460	24.8	26.4	
43 1,1,1-Trichloroethane	97	8.781	8.781	0.000	98	2223902	24.8	26.3	
44 Cyclohexane	56	8.890	8.890	0.000	96	2764896	24.8	26.1	
45 1,1-Dichloropropene	75	9.068	9.068	0.000	93	2136544	24.8	26.0	
46 Carbon tetrachloride	117	9.077	9.077	0.000	96	1966314	24.8	27.7	
47 Isobutyl alcohol	43	9.295	9.295	0.000	93	1207809	620.4	680.5	
$ 48 1,2-Dichloroethane-d4 (Sur	65	9.295	9.295	0.000	81	1049298	24.8	25.1	
49 Benzene	78	9.413	9.413	0.000	97	4161772	24.8	25.9	
50 1,2-Dichloroethane	62	9.433	9.433	0.000	92	1333697	24.8	26.3	
51 Tert-amyl methyl ether	73	9.631	9.631	0.000	96	3027250	24.8	26.2	
* 52 Fluorobenzene	96	9.897	9.897	0.000	97	4576048	25.0	25.0	
53 n-Heptane	43	9.917	9.917	0.000	95	2503946	24.8	27.0	
54 Trichloroethene	95	10.549	10.549	0.000	98	1768715	24.8	26.2	
55 Methylcyclohexane	83	10.905	10.905	0.000	88	2200091	24.8	26.2	
56 1,2-Dichloropropane	63	10.915	10.915	0.000	92	1812589	24.8	26.0	
* 57 1,4-Dioxane-d8	96	11.102	11.102	0.000	88	181276	500.0	500.0	
58 Dibromomethane	93	11.122	11.122	0.000	98	1359529	24.8	25.7	
59 Methyl methacrylate	69	11.152	11.152	0.000	99	1093579	24.8	25.7	
60 1,4-Dioxane	88	11.181	11.181	0.000	95	194568	496.3	507.5	
61 Dichlorobromomethane	83	11.409	11.409	0.000	98	2717060	24.8	26.5	
62 2-Chloroethyl vinyl ether	63	11.962	11.962	0.000	92	768837	24.8	27.2	
63 cis-1,3-Dichloropropene	75	12.219	12.219	0.000	95	2277253	24.8	26.7	
64 4-Methyl-2-pentanone (MIBK	43	12.505	12.505	0.000	96	7713803	124.1	131.1	
$ 65 Toluene-d8 (Surr)	98	12.722	12.722	0.000	98	3748541	24.8	25.9	
66 Toluene	92	12.851	12.851	0.000	94	2659037	24.8	25.8	
67 trans-1,3-Dichloropropene	75	13.246	13.246	0.000	98	1748801	24.8	26.6	
68 Ethyl methacrylate	69	13.463	13.463	0.000	95	1199218	24.8	26.8	
69 1,1,2-Trichloroethane	83	13.601	13.601	0.000	96	1230755	24.8	25.6	
70 Tetrachloroethene	166	13.918	13.918	0.000	97	2126056	24.8	25.9	
71 1,3-Dichloropropane	76	13.927	13.927	0.000	97	2323732	24.8	25.9	
72 2-Hexanone	43	14.115	14.115	0.000	100	6908925	124.1	130.6	
73 Chlorodibromomethane	129	14.392	14.392	0.000	98	2302162	24.8	27.3	
74 Ethylene Dibromide	107	14.619	14.619	0.000	98	2052898	24.8	26.5	
* 75 Chlorobenzene-d5	117	15.636	15.636	0.000	88	3461148	25.0	25.0	
76 Chlorobenzene	112	15.705	15.705	0.000	92	3303959	24.8	25.8	
77 1,1,1,2-Tetrachloroethane	131	15.893	15.893	0.000	98	1677770	24.8	26.2	
78 Ethylbenzene	91	15.972	15.972	0.000	99	5357227	24.8	26.1	
79 m-Xylene & p-Xylene	106	16.249	16.249	0.000	98	1890572	24.8	26.1	
S 80 Xylenes, Total	106				0		49.6	51.9	
81 o-Xylene	106	17.177	17.177	0.000	90	1806509	24.8	25.8	
82 Styrene	104	17.217	17.217	0.000	93	2719119	24.8	26.3	
83 Bromoform	173	17.612	17.612	0.000	95	1789237	24.8	27.0	
84 Isopropylbenzene	105	18.037	18.037	0.000	96	5225249	24.8	25.8	

Compound	Sig	RT (min.)	Adj RT (min.)	Dlt RT (min.)	Q	Response	Cal Amt ug/l	OnCol Amt ug/l	Flags
$ 85 4-Bromofluorobenzene	95	18.303	18.303	0.000	87	2414233	24.8	25.3	
86 Bromobenzene	156	18.560	18.560	0.000	97	1734559	24.8	25.5	
87 1,1,2,2-Tetrachloroethane	83	18.570	18.570	0.000	100	2274434	24.8	25.3	
88 1,2,3-Trichloropropane	110	18.629	18.629	0.000	95	502416	24.8	25.4	
89 trans-1,4-Dichloro-2-buten	53	18.669	18.669	0.000	86	390049	24.8	26.2	
90 N-Propylbenzene	120	18.777	18.777	0.000	98	1305826	24.8	26.0	
91 2-Chlorotoluene	126	18.896	18.896	0.000	96	1224546	24.8	25.5	
92 1,3,5-Trimethylbenzene	105	19.054	19.054	0.000	76	3724633	24.8	25.9	
93 4-Chlorotoluene	126	19.064	19.064	0.000	98	1233239	24.8	25.4	
94 tert-Butylbenzene	119	19.508	19.508	0.000	93	4019584	24.8	25.8	
95 1,2,4-Trimethylbenzene	105	19.577	19.577	0.000	97	3599668	24.8	25.9	
96 sec-Butylbenzene	105	19.805	19.805	0.000	99	5511248	24.8	26.3	
97 1,3-Dichlorobenzene	146	19.923	19.923	0.000	94	2657128	24.8	25.6	
98 4-Isopropyltoluene	119	19.992	19.992	0.000	98	4155799	24.8	26.0	
* 99 1,4-Dichlorobenzene-d4	152	20.002	20.002	0.000	97	1889943	25.0	25.0	
100 1,4-Dichlorobenzene	146	20.032	20.032	0.000	96	2716896	24.8	25.5	
101 n-Butylbenzene	91	20.457	20.457	0.000	99	3687474	24.8	26.2	
102 1,2-Dichlorobenzene	146	20.457	20.457	0.000	81	2460064	24.8	25.5	
103 1,2-Dibromo-3-Chloropropan	75	21.257	21.257	0.000	94	384380	24.8	24.9	
104 1,2,4-Trichlorobenzene	180	22.086	22.086	0.000	94	1638289	24.8	26.4	
105 Hexachlorobutadiene	225	22.264	22.264	0.000	88	1034504	24.8	25.7	
106 Naphthalene	128	22.343	22.343	0.000	98	2460161	24.8	26.7	
107 1,2,3-Trichlorobenzene	180	22.600	22.600	0.000	95	1362180	24.8	25.6	

Reagents:

8260cal.A_00020	Amount Added:	1.41	Units: uL	
8260cal.Bcorp_00014	Amount Added:	1.41	Units: uL	
8260IScorp._00015	Amount Added:	2.50	Units: uL	Run Reagent

Report Date: 21-May-2015 12:44:53 Chrom Revision: 2.2 05-May-2015 11:39:10

TestAmerica Burlington

Data File: \\BTV-LIMS1\ChromData\CHL.i\20150520-13688.b\13688_07.D

Injection Date:	20-May-2015 14:54:30	Instrument ID:	CHL.i	Operator ID:	JSW
Lims ID:	ICIS			Worklist Smp#:	7
Client ID:					
Purge Vol:	5.000 mL	Dil. Factor:	1.0000	ALS Bottle#:	7
Method:	8260_L_W_Ver.2	Limit Group:	VM_8260C_Limits		

Column: DB-624 (0.53 mm)

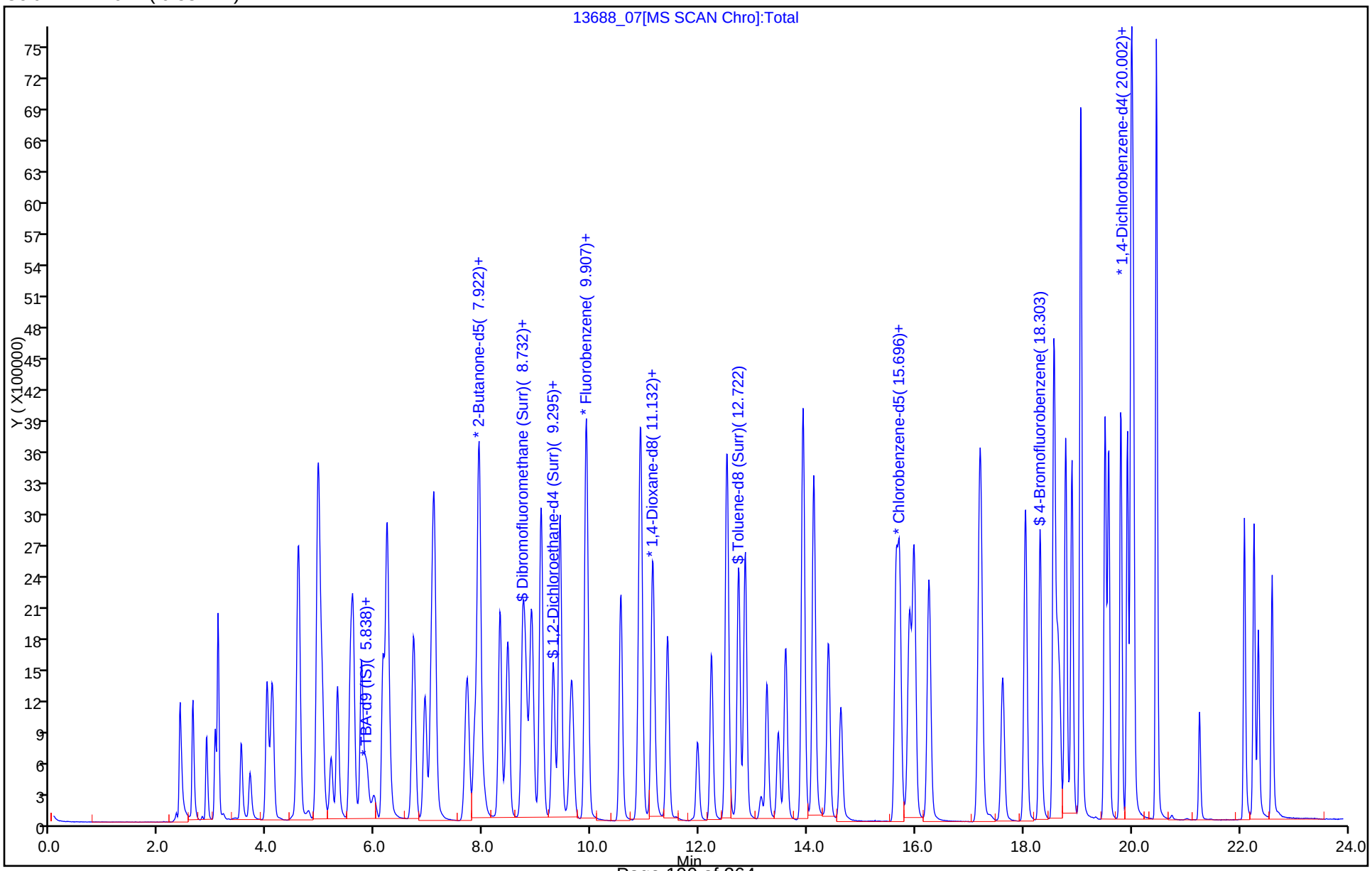

TestAmerica Burlington
Target Compound Quantitation Report

Data File: \\BTV-LIMS1\ChromData\CHL.i\20150520-13688.b\13688_08.D
Lims ID: IC
Client ID:
Sample Type: IC Calib Level: 6
Inject. Date: 20-May-2015 15:26:30 ALS Bottle#: 8 Worklist Smp#: 8
Purge Vol: 5.000 mL Dil. Factor: 1.0000
Sample Info: 200-0013688-008
Misc. Info.: 1,5
Operator ID: JSW Instrument ID: CHL.i
Sublist: chrom-8260_L_W_Ver.2*sub6

Method: \\BTV-LIMS1\ChromData\CHL.i\20150520-13688.b\8260_L_W_Ver.2.m
Limit Group: VM_8260C_Limits
Last Update: 21-May-2015 12:44:54 Calib Date: 20-May-2015 15:58:30
Integrator: RTE ID Type: Deconvolution ID
Quant Method: Internal Standard Quant By: Initial Calibration
Last ICal File: \\BTV-LIMS1\ChromData\CHL.i\20150520-13688.b\13688_09.D

Column 1 : DB-624 (0.53 mm) Det: MS SCAN
Process Host: XAWRK015

First Level Reviewer: wilburj Date: 20-May-2015 16:41:44

Compound	Sig	RT (min.)	Adj RT (min.)	Dlt RT (min.)	Q	Response	Cal Amt ug/l	OnCol Amt ug/l	Flags
1 Dichlorodifluoromethane	85	2.649	2.627	0.022	99	3830916	50.0	51.4	
2 Chloromethane	50	2.905	2.884	0.021	98	2885754	50.0	49.3	
3 Vinyl chloride	62	3.063	3.042	0.021	98	3222632	50.0	53.8	
4 Butadiene	54	3.123	3.092	0.031	92	2432362	50.0	51.9	
6 Bromomethane	94	3.538	3.526	0.012	99	1753935	50.0	44.5	
7 Chloroethane	64	3.705	3.684	0.021	99	1835130	50.0	49.9	
8 Dichlorofluoromethane	67	4.022	4.000	0.022	99	6681073	50.0	52.0	
9 Trichlorofluoromethane	101	4.120	4.099	0.021	99	5029913	50.0	53.0	
11 Ethyl ether	59	4.604	4.573	0.031	50	1794627	50.0	50.4	
10 1,2-Dichloro-1,1,2-trifluo	67	4.604	4.573	0.031	97	6822027	50.0	52.3	
12 Acrolein	56	4.792	4.771	0.021	94	405362	249.8	282.1	
13 1,1-Dichloroethene	96	4.960	4.939	0.021	95	2933044	50.0	54.0	
14 1,1,2-Trichloro-1,2,2-trif	101	4.980	4.958	0.022	94	5819221	50.0	52.8	
15 Acetone	43	5.059	5.028	0.031	86	5291625	249.9	261.5	
16 Iodomethane	142	5.207	5.186	0.021	96	3396264	50.0	57.6	
17 Carbon disulfide	76	5.325	5.304	0.021	99	8035805	50.0	53.5	
18 3-Chloro-1-propene	41	5.563	5.541	0.021	95	5614039	50.0	53.2	
19 Methyl acetate	74	5.612	5.591	0.021	99	1980110	249.9	269.4	
20 Methylene Chloride	84	5.770	5.749	0.021	97	2806250	50.0	49.7	
* 21 TBA-d9 (IS)	65	5.869	5.838	0.031	97	1706548	500.0	500.0	
22 2-Methyl-2-propanol	59	6.007	5.976	0.031	100	1555482	499.8	519.4	
23 Acrylonitrile	53	6.165	6.144	0.021	96	6391440	499.8	567.7	
24 trans-1,2-Dichloroethene	96	6.234	6.213	0.021	98	3070738	50.0	53.2	
25 Methyl tert-butyl ether	73	6.254	6.243	0.011	98	5773263	50.0	52.6	
S 26 1,2-Dichloroethene, Total	96				0			105.9	
27 Hexane	57	6.728	6.707	0.021	96	4281267	50.0	51.6	
28 1,1-Dichloroethane	63	6.945	6.924	0.021	99	6055161	50.0	52.4	
29 Vinyl acetate	86	7.054	7.033	0.021	100	412596	100.0	99.2	
30 Isopropyl ether	45	7.103	7.082	0.021	98	11248270	50.0	53.0	
31 2-Chloro-1,3-butadiene	53	7.113	7.092	0.021	89	3688423	50.0	52.7	

Compound	Sig	RT (min.)	Adj RT (min.)	Dlt RT (min.)	Q	Response	Cal Amt ug/l	OnCol Amt ug/l	Flags
32 Tert-butyl ethyl ether	59	7.716	7.704	0.012	97	7913252	50.0	55.4	
* 33 2-Butanone-d5	46	7.854	7.843	0.011	99	2656488	125.0	125.0	
35 cis-1,2-Dichloroethene	96	7.933	7.912	0.021	91	3074399	50.0	52.7	
34 2,2-Dichloropropane	41	7.923	7.912	0.011	95	2850399	50.0	48.1	
36 2-Butanone (MEK)	72	7.953	7.942	0.011	98	1507873	249.9	267.3	
37 Propionitrile	54	8.032	8.021	0.011	99	969736	249.9	265.2	
38 Methacrylonitrile	67	8.309	8.287	0.021	95	664271	50.0	53.4	
39 Chlorobromomethane	128	8.328	8.317	0.011	95	1788944	50.0	53.6	
40 Tetrahydrofuran	42	8.437	8.416	0.021	97	1473490	100.0	104.9	
41 Chloroform	83	8.476	8.455	0.021	98	5467851	50.0	52.6	
$ 42 Dibromofluoromethane (Surr	113	8.743	8.732	0.011	92	4613179	50.0	53.5	
43 1,1,1-Trichloroethane	97	8.793	8.781	0.011	98	4553120	50.0	53.2	
44 Cyclohexane	56	8.911	8.890	0.021	96	5648454	50.0	52.6	
45 1,1-Dichloropropene	75	9.079	9.068	0.011	94	4434498	50.0	53.2	
46 Carbon tetrachloride	117	9.089	9.077	0.012	97	4081518	50.0	56.8	
47 Isobutyl alcohol	43	9.306	9.295	0.011	93	2445901	1249.6	1359.8	
$ 48 1,2-Dichloroethane-d4 (Sur	65	9.316	9.295	0.021	81	2180493	50.0	51.4	
49 Benzene	78	9.425	9.413	0.012	97	8602705	50.0	52.8	
50 1,2-Dichloroethane	62	9.444	9.433	0.011	91	2750429	50.0	53.6	
51 Tert-amyl methyl ether	73	9.642	9.631	0.011	97	6188971	50.0	52.8	
* 52 Fluorobenzene	96	9.909	9.897	0.012	97	4637502	25.0	25.0	
53 n-Heptane	43	9.928	9.917	0.011	95	4837916	50.0	51.4	
54 Trichloroethene	95	10.551	10.549	0.002	99	3755128	50.0	54.9	
55 Methylcyclohexane	83	10.906	10.905	0.001	88	4498384	50.0	52.9	
56 1,2-Dichloropropane	63	10.926	10.915	0.011	92	3733978	50.0	52.8	
* 57 1,4-Dioxane-d8	96	11.114	11.102	0.012	83	175686	500.0	500.0	
58 Dibromomethane	93	11.134	11.122	0.012	98	2815086	50.0	52.5	
59 Methyl methacrylate	69	11.163	11.152	0.011	98	2290237	50.0	53.4	
60 1,4-Dioxane	88	11.193	11.181	0.012	96	381041	999.7	1025.4	
61 Dichlorobromomethane	83	11.420	11.409	0.011	98	5597277	50.0	53.8	
62 2-Chloroethyl vinyl ether	63	11.973	11.962	0.011	92	1522275	50.0	53.1	
63 cis-1,3-Dichloropropene	75	12.230	12.219	0.011	95	4782102	50.0	55.3	
64 4-Methyl-2-pentanone (MIBK	43	12.516	12.505	0.011	96	15743327	249.9	261.9	
$ 65 Toluene-d8 (Surr)	98	12.734	12.722	0.012	98	7737020	50.0	53.0	
66 Toluene	92	12.852	12.851	0.001	95	5513023	50.0	53.0	
67 trans-1,3-Dichloropropene	75	13.257	13.246	0.011	98	3638511	50.0	54.7	
68 Ethyl methacrylate	69	13.465	13.463	0.002	95	2500959	50.0	55.2	
69 1,1,2-Trichloroethane	83	13.603	13.601	0.002	97	2538496	50.0	52.3	
70 Tetrachloroethene	166	13.919	13.918	0.001	98	4392251	50.0	53.0	
71 1,3-Dichloropropane	76	13.929	13.927	0.002	97	4729086	50.0	52.3	
72 2-Hexanone	43	14.117	14.115	0.002	100	14159214	249.9	262.1	
73 Chlorodibromomethane	129	14.393	14.392	0.001	98	4770366	50.0	56.0	
74 Ethylene Dibromide	107	14.620	14.619	0.001	98	4224232	50.0	54.0	
* 75 Chlorobenzene-d5	117	15.638	15.636	0.002	88	3495402	25.0	25.0	
76 Chlorobenzene	112	15.707	15.705	0.002	92	6795076	50.0	52.6	
77 1,1,1,2-Tetrachloroethane	131	15.885	15.893	-0.008	98	3456344	50.0	53.4	
78 Ethylbenzene	91	15.974	15.972	0.002	99	10988932	50.0	52.9	
79 m-Xylene & p-Xylene	106	16.250	16.249	0.001	98	3889352	50.0	53.2	
S 80 Xylenes, Total	106				0		100.0	106.0	
81 o-Xylene	106	17.179	17.177	0.002	93	3737104	50.0	52.8	
82 Styrene	104	17.208	17.217	-0.009	93	5612788	50.0	53.8	
83 Bromoform	173	17.603	17.612	-0.009	95	3772201	50.0	56.3	

Compound	Sig	RT (min.)	Adj RT (min.)	Dlt RT (min.)	Q	Response	Cal Amt ug/l	OnCol Amt ug/l	Flags
84 Isopropylbenzene	105	18.028	18.037	-0.009	96	10726909	50.0	52.9	
$ 85 4-Bromofluorobenzene	95	18.295	18.303	-0.008	86	5009986	50.0	52.4	
86 Bromobenzene	156	18.552	18.560	-0.008	96	3576666	50.0	52.5	
87 1,1,2,2-Tetrachloroethane	83	18.562	18.570	-0.008	99	4578888	50.0	50.9	
88 1,2,3-Trichloropropane	110	18.631	18.629	0.002	95	1029253	50.0	52.0	
89 trans-1,4-Dichloro-2-buten	53	18.670	18.669	0.001	87	783774	50.0	52.5	
90 N-Propylbenzene	120	18.779	18.777	0.002	98	2706399	50.0	53.9	
91 2-Chlorotoluene	126	18.888	18.896	-0.008	96	2504423	50.0	52.1	
92 1,3,5-Trimethylbenzene	105	19.055	19.054	0.001	76	7584159	50.0	52.8	
93 4-Chlorotoluene	126	19.055	19.064	-0.009	97	2511312	50.0	51.6	
94 tert-Butylbenzene	119	19.510	19.508	0.002	93	8199211	50.0	52.6	
95 1,2,4-Trimethylbenzene	105	19.569	19.577	-0.008	97	7420229	50.0	53.3	
96 sec-Butylbenzene	105	19.796	19.805	-0.009	99	11295591	50.0	54.0	
97 1,3-Dichlorobenzene	146	19.915	19.923	-0.008	95	5503132	50.0	52.9	
98 4-Isopropyltoluene	119	19.984	19.992	-0.008	98	8534872	50.0	53.4	
* 99 1,4-Dichlorobenzene-d4	152	20.004	20.002	0.002	95	1891126	25.0	25.0	
100 1,4-Dichlorobenzene	146	20.023	20.032	-0.009	93	5583656	50.0	52.3	
101 n-Butylbenzene	91	20.458	20.457	0.001	99	7645142	50.0	54.2	
102 1,2-Dichlorobenzene	146	20.458	20.457	0.001	81	5014761	50.0	52.0	
103 1,2-Dibromo-3-Chloropropan	75	21.248	21.257	-0.009	94	797543	50.0	51.6	
104 1,2,4-Trichlorobenzene	180	22.088	22.086	0.002	94	3422451	50.0	55.1	
105 Hexachlorobutadiene	225	22.266	22.264	0.002	90	2127069	50.0	52.8	
106 Naphthalene	128	22.345	22.343	0.002	98	5130430	50.0	55.7	
107 1,2,3-Trichlorobenzene	180	22.592	22.600	-0.008	95	2888168	50.0	54.3	

Reagents:

8260cal.A_00020	Amount Added:	2.84	Units: uL	
8260cal.Bcorp_00014	Amount Added:	2.84	Units: uL	
8260IScorp._00015	Amount Added:	2.50	Units: uL	Run Reagent

Report Date: 21-May-2015 12:44:55 Chrom Revision: 2.2 05-May-2015 11:39:10

TestAmerica Burlington

Data File: \\BTV-LIMS1\ChromData\CHL.i\20150520-13688.b\13688_08.D

Injection Date:	20-May-2015 15:26:30	Instrument ID:	CHL.i	Operator ID:	JSW
Lims ID:	IC			Worklist Smp#:	8
Client ID:					
Purge Vol:	5.000 mL	Dil. Factor:	1.0000	ALS Bottle#:	8
Method:	8260_L_W_Ver.2	Limit Group:	VM_8260C_Limits		

Column: DB-624 (0.53 mm)

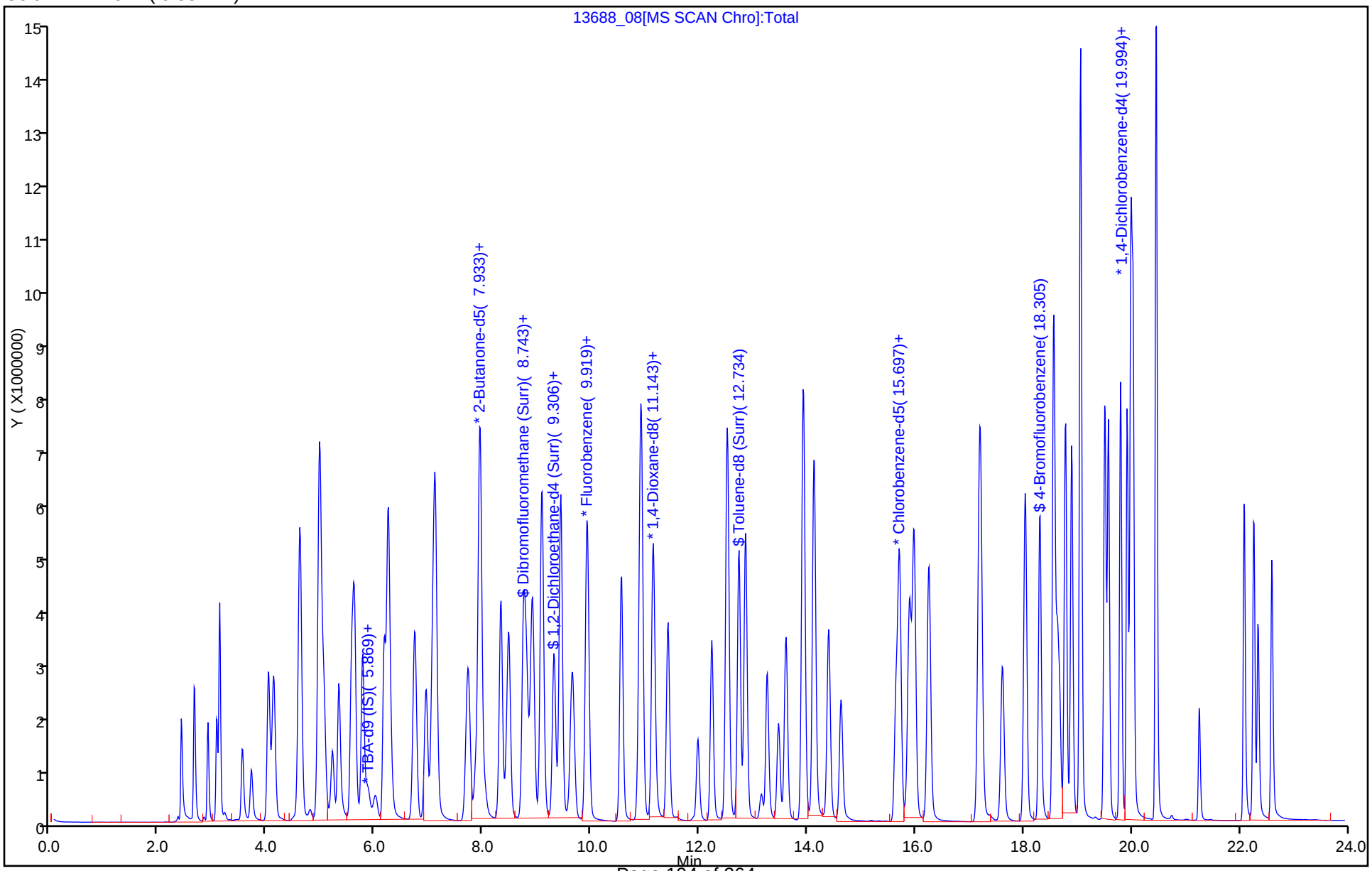

TestAmerica Burlington
Target Compound Quantitation Report

Data File: \\BTV-LIMS1\ChromData\CHL.i\20150520-13688.b\13688_09.D
Lims ID: IC
Client ID:
Sample Type: IC Calib Level: 7
Inject. Date: 20-May-2015 15:58:30 ALS Bottle#: 9 Worklist Smp#: 9
Purge Vol: 5.000 mL Dil. Factor: 1.0000
Sample Info: 200-0013688-009
Misc. Info.: 1,5
Operator ID: JSW Instrument ID: CHL.i
Sublist: chrom-8260_L_W_Ver.2*sub6

Method: \\BTV-LIMS1\ChromData\CHL.i\20150520-13688.b\8260_L_W_Ver.2.m
Limit Group: VM_8260C_Limits
Last Update: 21-May-2015 12:44:56 Calib Date: 20-May-2015 15:58:30
Integrator: RTE ID Type: Deconvolution ID
Quant Method: Internal Standard Quant By: Initial Calibration
Last ICal File: \\BTV-LIMS1\ChromData\CHL.i\20150520-13688.b\13688_09.D

Column 1 : DB-624 (0.53 mm) Det: MS SCAN
Process Host: XAWRK015

First Level Reviewer: wilburj Date: 20-May-2015 17:27:11

Compound	Sig	RT (min.)	Adj RT (min.)	Dlt RT (min.)	Q	Response	Cal Amt ug/l	OnCol Amt ug/l	Flags
1 Dichlorodifluoromethane	85	2.637	2.627	0.010	99	7525233	100.1	103.1	
2 Chloromethane	50	2.884	2.884	0.000	98	5800163	100.1	101.0	
3 Vinyl chloride	62	3.042	3.042	0.000	98	6313066	100.1	107.6	
4 Butadiene	54	3.101	3.092	0.009	93	4658218	100.1	101.3	
6 Bromomethane	94	3.506	3.526	-0.020	99	3733828	100.1	96.6	
7 Chloroethane	64	3.684	3.684	0.000	99	3562560	100.1	98.7	
8 Dichlorofluoromethane	67	4.000	4.000	0.000	99	12984022	100.1	103.1	
9 Trichlorofluoromethane	101	4.099	4.099	0.000	98	9699855	100.1	104.2	
11 Ethyl ether	59	4.583	4.573	0.010	51	3590860	100.1	102.8	
10 1,2-Dichloro-1,1,2-trifluo	67	4.583	4.573	0.010	97	13541398	100.1	106.0	
12 Acrolein	56	4.781	4.771	0.010	94	901922	500.5	640.1	
13 1,1-Dichloroethene	96	4.939	4.939	0.000	96	5807012	100.1	109.0	
14 1,1,2-Trichloro-1,2,2-trif	101	4.959	4.958	0.000	94	11518642	100.1	106.6	
15 Acetone	43	5.038	5.028	0.010	86	10336859	500.7	513.6	
16 Iodomethane	142	5.186	5.186	0.000	96	7070539	100.1	122.4	
17 Carbon disulfide	76	5.314	5.304	0.010	99	15977961	100.1	108.4	
18 3-Chloro-1-propene	41	5.541	5.541	0.000	95	11014353	100.1	106.5	
19 Methyl acetate	74	5.601	5.591	0.010	99	3969562	500.7	543.1	
20 Methylene Chloride	84	5.749	5.749	0.000	97	5510489	100.1	100.9	
* 21 TBA-d9 (IS)	65	5.857	5.838	0.019	97	1621401	500.0	500.0	
22 2-Methyl-2-propanol	59	5.986	5.976	0.010	100	2992605	1001.4	1051.7	
23 Acrylonitrile	53	6.154	6.144	0.010	96	12939522	1001.4	1172.2	
24 trans-1,2-Dichloroethene	96	6.223	6.213	0.010	98	6115287	100.1	108.1	
25 Methyl tert-butyl ether	73	6.243	6.243	0.000	97	11450710	100.1	106.4	
S 26 1,2-Dichloroethene, Total	96				0			214.7	
27 Hexane	57	6.717	6.707	0.010	96	8672148	100.1	106.5	
28 1,1-Dichloroethane	63	6.924	6.924	0.000	99	12072313	100.1	106.6	
29 Vinyl acetate	86	7.033	7.033	0.000	100	943397	200.3	231.3	
30 Isopropyl ether	45	7.092	7.082	0.010	95	22260754	100.1	107.0	
31 2-Chloro-1,3-butadiene	53	7.092	7.092	0.000	88	7305989	100.1	106.5	

Compound	Sig	RT (min.)	Adj RT (min.)	Dlt RT (min.)	Q	Response	Cal Amt ug/l	OnCol Amt ug/l	Flags
32 Tert-butyl ethyl ether	59	7.705	7.704	0.000	97	15341295	100.1	109.5	
* 33 2-Butanone-d5	46	7.843	7.843	0.000	99	2641678	125.0	125.0	
35 cis-1,2-Dichloroethene	96	7.912	7.912	0.000	91	6104897	100.1	106.6	
34 2,2-Dichloropropane	41	7.912	7.912	0.000	95	5482071	100.1	94.4	
36 2-Butanone (MEK)	72	7.942	7.942	0.000	98	2933886	500.7	523.0	
37 Propionitrile	54	8.021	8.021	0.000	99	1933046	500.7	539.1	
38 Methacrylonitrile	67	8.287	8.287	0.000	95	1346748	100.1	110.5	
39 Chlorobromomethane	128	8.317	8.317	0.000	95	3164988	100.1	96.8	
40 Tetrahydrofuran	42	8.426	8.416	0.010	97	2956157	200.3	214.6	
41 Chloroform	83	8.465	8.455	0.010	98	10805508	100.1	106.0	
$ 42 Dibromofluoromethane (Surr	113	8.732	8.732	0.000	90	9232498	100.1	109.3	
43 1,1,1-Trichloroethane	97	8.781	8.781	0.000	99	8977064	100.1	107.0	
44 Cyclohexane	56	8.900	8.890	0.010	96	11155073	100.1	106.0	
45 1,1-Dichloropropene	75	9.068	9.068	0.000	94	8767944	100.1	107.3	
46 Carbon tetrachloride	117	9.078	9.077	0.001	98	8171505	100.1	116.0	
47 Isobutyl alcohol	43	9.295	9.295	0.000	93	4714371	2503.6	2673.3	
$ 48 1,2-Dichloroethane-d4 (Sur	65	9.305	9.295	0.010	81	4286307	100.1	103.1	
49 Benzene	78	9.423	9.413	0.010	97	16965229	100.1	106.1	
50 1,2-Dichloroethane	62	9.433	9.433	0.000	92	5400772	100.1	107.3	
51 Tert-amyl methyl ether	73	9.641	9.631	0.010	96	12264938	100.1	106.7	
* 52 Fluorobenzene	96	9.897	9.897	0.000	97	4546762	25.0	25.0	
53 n-Heptane	43	9.917	9.917	0.000	95	9764378	100.1	105.9	
54 Trichloroethene	95	10.549	10.549	0.000	98	7396731	100.1	110.2	
55 Methylcyclohexane	83	10.895	10.905	-0.010	89	8911635	100.1	106.9	
56 1,2-Dichloropropane	63	10.925	10.915	0.010	92	7403438	100.1	106.9	
* 57 1,4-Dioxane-d8	96	11.102	11.102	0.000	83	183007	500.0	500.0	
58 Dibromomethane	93	11.122	11.122	0.000	98	5605962	100.1	106.6	
59 Methyl methacrylate	69	11.152	11.152	0.000	98	4469699	100.1	105.9	
60 1,4-Dioxane	88	11.181	11.181	0.000	96	721826	2002.9	1864.9	
61 Dichlorobromomethane	83	11.409	11.409	0.000	98	11124788	100.1	109.0	
62 2-Chloroethyl vinyl ether	63	11.962	11.962	0.000	92	3169748	100.1	112.8	
63 cis-1,3-Dichloropropene	75	12.219	12.219	0.000	95	9461188	100.1	111.5	
64 4-Methyl-2-pentanone (MIBK	43	12.515	12.505	0.010	96	30494625	500.7	510.1	
$ 65 Toluene-d8 (Surr)	98	12.722	12.722	0.000	98	15390316	100.1	107.1	
66 Toluene	92	12.851	12.851	0.000	94	10877960	100.1	106.2	
67 trans-1,3-Dichloropropene	75	13.246	13.246	0.000	98	7257665	100.1	110.9	
68 Ethyl methacrylate	69	13.463	13.463	0.000	95	4980407	100.1	112.2	
69 1,1,2-Trichloroethane	83	13.602	13.601	0.001	97	5025821	100.1	105.3	
70 Tetrachloroethene	166	13.918	13.918	0.000	97	8655460	100.1	106.2	
71 1,3-Dichloropropane	76	13.927	13.927	0.000	97	9352043	100.1	105.1	
72 2-Hexanone	43	14.115	14.115	0.000	100	27587444	500.7	513.6	
73 Chlorodibromomethane	129	14.392	14.392	0.000	98	9498759	100.1	113.4	
74 Ethylene Dibromide	107	14.619	14.619	0.000	98	8349829	100.1	108.5	
* 75 Chlorobenzene-d5	117	15.636	15.636	0.000	88	3438992	25.0	25.0	
76 Chlorobenzene	112	15.705	15.705	0.000	93	13571149	100.1	106.8	
77 1,1,1,2-Tetrachloroethane	131	15.883	15.893	-0.010	98	6838789	100.1	107.4	
78 Ethylbenzene	91	15.972	15.972	0.000	99	21599797	100.1	105.7	
79 m-Xylene & p-Xylene	106	16.249	16.249	0.000	98	7749582	100.1	107.8	
S 80 Xylenes, Total	106				0		200.3	214.7	
81 o-Xylene	106	17.177	17.177	0.000	92	7447703	100.1	106.9	
82 Styrene	104	17.217	17.217	0.000	93	11170579	100.1	108.9	
83 Bromoform	173	17.612	17.612	0.000	95	7512301	100.1	114.0	

Compound	Sig	RT (min.)	Adj RT (min.)	Dlt RT (min.)	Q	Response	Cal Amt ug/l	OnCol Amt ug/l	Flags
84 Isopropylbenzene	105	18.037	18.037	0.000	96	21086839	100.1	106.8	
$ 85 4-Bromofluorobenzene	95	18.303	18.303	0.000	86	9833573	100.1	105.8	
86 Bromobenzene	156	18.560	18.560	0.000	96	7074903	100.1	106.8	
87 1,1,2,2-Tetrachloroethane	83	18.570	18.570	0.000	99	8988256	100.1	102.7	
88 1,2,3-Trichloropropane	110	18.629	18.629	0.000	92	2021883	100.1	104.9	
89 trans-1,4-Dichloro-2-buten	53	18.669	18.669	0.000	71	1589777	100.1	109.5	
90 N-Propylbenzene	120	18.777	18.777	0.000	98	5304065	100.1	108.5	
91 2-Chlorotoluene	126	18.896	18.896	0.000	97	4900870	100.1	104.7	
92 1,3,5-Trimethylbenzene	105	19.054	19.054	0.000	76	14767976	100.1	105.6	
93 4-Chlorotoluene	126	19.054	19.064	-0.010	98	5020205	100.1	106.1	
94 tert-Butylbenzene	119	19.508	19.508	0.000	93	16130250	100.1	106.2	
95 1,2,4-Trimethylbenzene	105	19.578	19.577	0.001	97	14589842	100.1	107.6	
96 sec-Butylbenzene	105	19.795	19.805	-0.010	98	21008986	100.1	103.1	
97 1,3-Dichlorobenzene	146	19.923	19.923	0.000	95	10774273	100.1	106.5	
98 4-Isopropyltoluene	119	19.982	19.992	-0.010	97	16691361	100.1	107.3	
* 99 1,4-Dichlorobenzene-d4	152	20.002	20.002	0.000	96	1840441	25.0	25.0	
100 1,4-Dichlorobenzene	146	20.032	20.032	0.000	93	10883245	100.1	104.7	
101 n-Butylbenzene	91	20.457	20.457	0.000	99	15316950	100.1	111.6	
102 1,2-Dichlorobenzene	146	20.457	20.457	0.000	81	9843802	100.1	104.8	
103 1,2-Dibromo-3-Chloropropan	75	21.257	21.257	0.000	94	1590159	100.1	105.8	
104 1,2,4-Trichlorobenzene	180	22.086	22.086	0.000	94	6971472	100.1	115.3	
105 Hexachlorobutadiene	225	22.264	22.264	0.000	88	4191733	100.1	106.8	
106 Naphthalene	128	22.343	22.343	0.000	98	10073923	100.1	112.3	
107 1,2,3-Trichlorobenzene	180	22.600	22.600	0.000	95	5849571	100.1	113.0	

Reagents:

8260cal.A_00020	Amount Added:	5.69	Units: uL	
8260cal.Bcorp_00014	Amount Added:	5.69	Units: uL	
8260IScorp._00015	Amount Added:	2.50	Units: uL	Run Reagent

Report Date: 21-May-2015 12:44:57 Chrom Revision: 2.2 05-May-2015 11:39:10

TestAmerica Burlington

Data File: \\BTV-LIMS1\ChromData\CHL.i\20150520-13688.b\13688_09.D

Injection Date:	20-May-2015 15:58:30	Instrument ID:	CHL.i	Operator ID:	JSW
Lims ID:	IC			Worklist Smp#:	9
Client ID:					
Purge Vol:	5.000 mL	Dil. Factor:	1.0000	ALS Bottle#:	9
Method:	8260_L_W_Ver.2	Limit Group:	VM_8260C_Limits		

Column: DB-624 (0.53 mm)

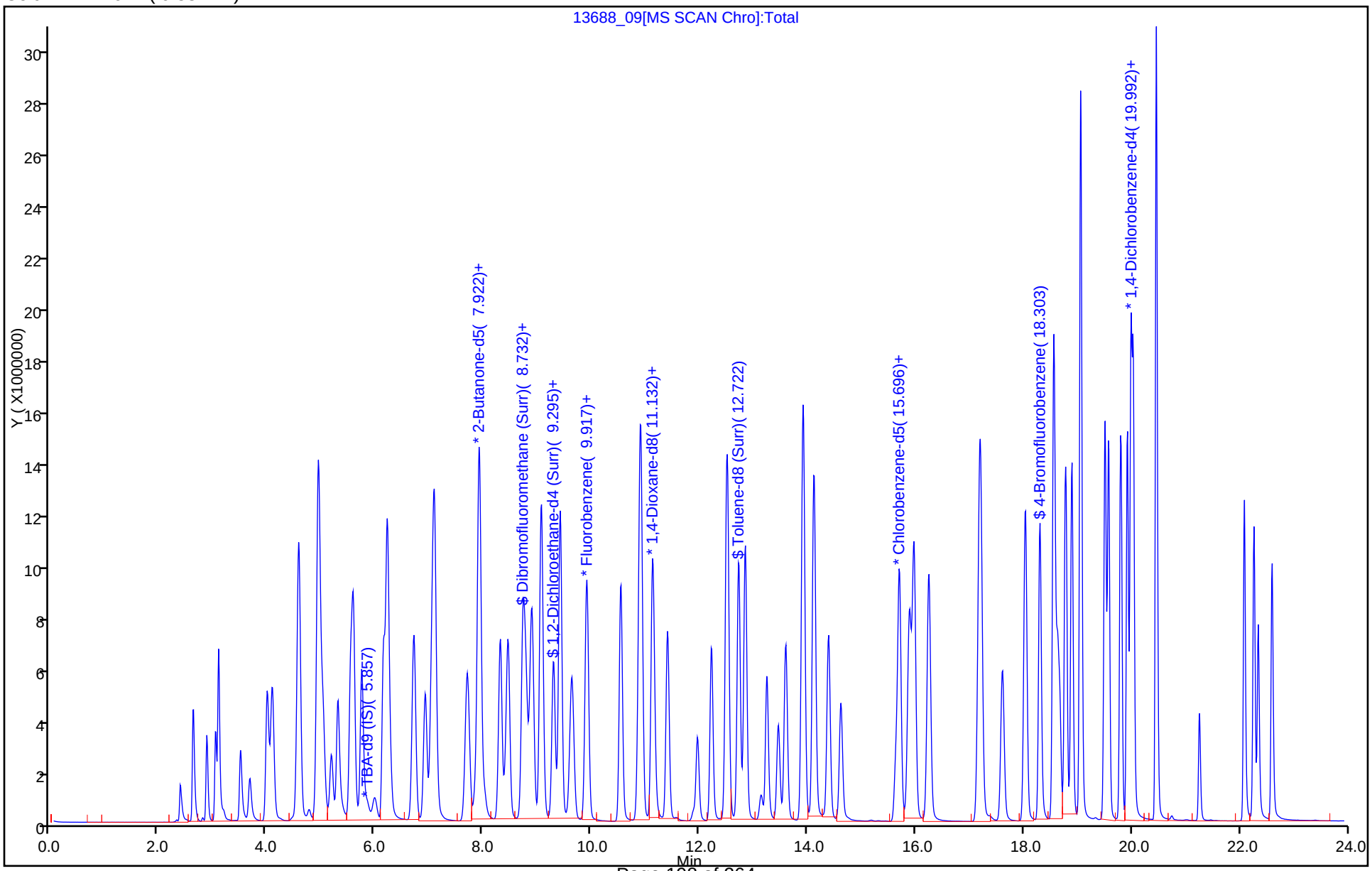

FORM VII
GC/MS VOA CONTINUING CALIBRATION DATA

Lab Name: TestAmerica Burlington Job No.: 200-28023-1

SDG No.: 200-28023

Lab Sample ID: ICV 200-88558/12 Calibration Date: 05/20/2015 17:34

Instrument ID: CHL.i Calib Start Date: 05/20/2015 12:45

GC Column: DB-624 ID: 0.53(mm) Calib End Date: 05/20/2015 15:58

Lab File ID: 13688_12.D Conc. Units: ug/L Heated Purge: (Y/N) N

ANALYTE	CURVE TYPE	AVE RRF	RRF	MIN RRF	CALC AMOUNT	SPIKE AMOUNT	%D	MAX %D
Dichlorodifluoromethane	Ave	0.4015	0.4385	0.1000	27.1	24.8	9.2	30.0
Chloromethane	Ave	0.3157	0.3288	0.1000	25.8	24.8	4.2	30.0
Vinyl chloride	Ave	0.3227	0.3395	0.1000	26.1	24.8	5.2	30.0
Butadiene	Ave	0.2528	0.2538		24.9	24.8	0.4	30.0
Bromomethane	Ave	0.2124	0.1991	0.1000	23.3	24.8	-6.3	30.0
Chloroethane	Ave	0.1984	0.1966	0.1000	24.6	24.8	-0.9	30.0
Dichlorofluoromethane	Ave	0.6928	0.7102		25.4	24.8	2.5	30.0
Trichlorofluoromethane	Ave	0.5120	0.5351	0.1000	25.9	24.8	4.5	30.0
1,2-Dichloro-1,1,2-trifluoro ethane	Ave	0.7026	0.7305		25.8	24.8	4.0	30.0
Ethyl ether	Ave	0.1921	0.1980		25.6	24.8	3.1	30.0
Acrolein	Ave	0.0077	0.0116		186	124	50.0*	30.0
1,1-Dichloroethene	Ave	0.2929	0.3116	0.1000	26.4	24.8	6.4	30.0
1,1,2-Trichloro-1,2,2-triflu oroethane	Ave	0.5941	0.6154	0.1000	25.7	24.8	3.6	30.0
Acetone	Ave	0.9523	0.9503	0.1000	124	124	-0.2	30.0
Iodomethane	Ave	0.3177	0.3374		26.4	24.8	6.2	30.0
Carbon disulfide	Ave	0.8104	0.8765	0.1000	26.8	24.8	8.2	30.0
3-Chloro-1-propene	Ave	0.5689	0.5745		25.1	24.8	1.0	30.0
Methyl acetate	Ave	0.3458	0.3554	0.1000	127	124	2.7	30.0
Methylene Chloride	Lin1		0.3176	0.1000	25.3	24.8	1.8	30.0
2-Methyl-2-propanol	Ave	0.8775	0.9495		269	248	8.2	30.0
Acrylonitrile	Ave	0.0607	0.0700		286	248	15.3	30.0
trans-1,2-Dichloroethene	Ave	0.3111	0.3394	0.1000	27.1	24.8	9.1	30.0
Methyl tert-butyl ether	Ave	0.5915	0.6339	0.1000	26.6	24.8	7.2	30.0
Hexane	Ave	0.4476	0.4706		26.1	24.8	5.1	30.0
1,1-Dichloroethane	Ave	0.6228	0.6759	0.2000	26.9	24.8	8.5	30.0
Vinyl acetate	Ave	0.0224	0.0383		84.8	49.6	70.8*	30.0
2-Chloro-1,3-butadiene	Ave	0.3772	0.4775		31.4	24.8	26.6	30.0
Isopropyl ether	Ave	1.144	1.384		30.0	24.8	21.0	30.0
Tert-butyl ethyl ether	Ave	0.7703	0.9245		29.8	24.8	20.0	30.0
cis-1,2-Dichloroethene	Ave	0.3148	0.3385	0.1000	26.7	24.8	7.5	30.0
2,2-Dichloropropane	Ave	0.3194	0.2965		23.0	24.8	-7.2	30.0
2-Butanone (MEK)	Ave	0.2654	0.2819	0.1000	132	124	6.2	30.0
Propionitrile	Ave	0.0197	0.0228		144	124	15.7	30.0
Methacrylonitrile	Ave	0.0670	0.0773		28.6	24.8	15.3	30.0
Chlorobromomethane	Ave	0.1798	0.1972		27.2	24.8	9.7	30.0
Tetrahydrofuran	Ave	0.0757	0.0825		54.1	49.6	9.0	30.0
Chloroform	Ave	0.5603	0.6032	0.2000	26.7	24.8	7.7	30.0
1,1,1-Trichloroethane	Ave	0.4614	0.4963	0.1000	26.7	24.8	7.6	30.0
Cyclohexane	Ave	0.5784	0.6075	0.1000	26.1	24.8	5.0	30.0
1,1-Dichloropropene	Ave	0.4494	0.5173		28.6	24.8	15.1	30.0

FORM VII
GC/MS VOA CONTINUING CALIBRATION DATA

Lab Name: TestAmerica Burlington Job No.: 200-28023-1

SDG No.: 200-28023

Lab Sample ID: ICV 200-88558/12 Calibration Date: 05/20/2015 17:34

Instrument ID: CHL.i Calib Start Date: 05/20/2015 12:45

GC Column: DB-624 ID: 0.53(mm) Calib End Date: 05/20/2015 15:58

Lab File ID: 13688_12.D Conc. Units: ug/L Heated Purge: (Y/N) N

ANALYTE	CURVE TYPE	AVE RRF	RRF	MIN RRF	CALC AMOUNT	SPIKE AMOUNT	%D	MAX %D
Carbon tetrachloride	Ave	0.3875	0.4549	0.1000	29.1	24.8	17.4	30.0
Isobutyl alcohol	Ave	0.0097	0.0106		678	620	9.3	30.0
Benzene	Ave	0.8790	0.9413	0.5000	26.6	24.8	7.1	30.0
1,2-Dichloroethane	Ave	0.2768	0.2974	0.1000	26.7	24.8	7.4	30.0
Tert-amyl methyl ether	Ave	0.6321	0.7510		29.5	24.8	18.8	30.0
n-Heptane	Ave	0.5069	0.5190		25.4	24.8	2.4	30.0
Trichloroethene	Ave	0.3690	0.4069	0.2000	27.4	24.8	10.3	30.0
Methylcyclohexane	Ave	0.4583	0.4882	0.1000	26.4	24.8	6.5	30.0
1,2-Dichloropropane	Ave	0.3809	0.4111	0.1000	26.8	24.8	7.9	30.0
Dibromomethane	Ave	0.2893	0.3084		26.5	24.8	6.6	30.0
Methyl methacrylate	Ave	0.3068	0.3412		27.6	24.8	11.2	30.0
1,4-Dioxane	Ave	1.058	1.192		559	496	12.7	30.0
Dichlorobromomethane	Ave	0.5612	0.6028	0.2000	26.7	24.8	7.4	30.0
2-Chloroethyl vinyl ether	Ave	0.1546	0.1641		26.3	24.8	6.1	30.0
cis-1,3-Dichloropropene	Ave	0.4664	0.5200	0.2000	27.7	24.8	11.5	30.0
4-Methyl-2-pentanone (MIBK)	Ave	2.829	3.069	0.1000	135	124	8.5	30.0
Toluene	Ave	0.7446	0.8048	0.4000	26.8	24.8	8.1	30.0
trans-1,3-Dichloropropene	Ave	0.4756	0.5757	0.1000	30.0	24.8	21.1	30.0
Ethyl methacrylate	Ave	0.2441	0.2998		30.5	24.8	22.8	30.0
1,1,2-Trichloroethane	Ave	0.3469	0.3746	0.1000	26.8	24.8	8.0	30.0
Tetrachloroethene	Ave	0.5924	0.6338	0.2000	26.6	24.8	7.0	30.0
1,3-Dichloropropane	Ave	0.6471	0.6959		26.7	24.8	7.5	30.0
2-Hexanone	Ave	2.542	2.589	0.1000	126	124	1.9	30.0
Chlorodibromomethane	Ave	0.6091	0.6964	0.1000	28.4	24.8	14.3	30.0
Ethylene Dibromide	Ave	0.5595	0.6190	0.1000	27.5	24.8	10.6	30.0
Chlorobenzene	Ave	0.9233	0.9905	0.5000	26.6	24.8	7.3	30.0
1,1,1,2-Tetrachloroethane	Ave	0.4628	0.5076		27.2	24.8	9.7	30.0
Ethylbenzene	Ave	1.485	1.599	0.1000	26.7	24.8	7.6	30.0
m-Xylene & p-Xylene	Ave	0.5228	0.5648	0.1000	26.8	24.8	8.0	30.0
o-Xylene	Ave	0.5064	0.5454	0.3000	26.7	24.8	7.7	30.0
Styrene	Ave	0.7458	0.7741	0.3000	25.8	24.8	3.8	30.0
Bromoform	Ave	0.4790	0.5346	0.1000	27.7	24.8	11.6	30.0
Isopropylbenzene	Ave	2.681	2.899	0.1000	26.8	24.8	8.1	30.0
Bromobenzene	Ave	0.9001	0.9613		26.5	24.8	6.8	30.0
1,1,2,2-Tetrachloroethane	Ave	1.189	1.267	0.3000	26.4	24.8	6.6	30.0
1,2,3-Trichloropropane	Ave	0.2619	0.2850		27.0	24.8	8.8	30.0
trans-1,4-Dichloro-2-butene	Ave	0.1973	0.2192		27.6	24.8	11.1	30.0
N-Propylbenzene	Ave	0.6639	0.7216		27.0	24.8	8.7	30.0
2-Chlorotoluene	Ave	0.6360	0.6806		26.6	24.8	7.0	30.0
1,3,5-Trimethylbenzene	Ave	1.900	2.051		26.8	24.8	8.0	30.0
4-Chlorotoluene	Ave	0.6429	0.6724		26.0	24.8	4.6	30.0

FORM VII
GC/MS VOA CONTINUING CALIBRATION DATA

Lab Name: TestAmerica Burlington Job No.: 200-28023-1

SDG No.: 200-28023

Lab Sample ID: ICV 200-88558/12 Calibration Date: 05/20/2015 17:34

Instrument ID: CHL.i Calib Start Date: 05/20/2015 12:45

GC Column: DB-624 ID: 0.53(mm) Calib End Date: 05/20/2015 15:58

Lab File ID: 13688_12.D Conc. Units: ug/L Heated Purge: (Y/N) N

ANALYTE	CURVE TYPE	AVE RRF	RRF	MIN RRF	CALC AMOUNT	SPIKE AMOUNT	%D	MAX %D
tert-Butylbenzene	Ave	2.062	2.216		26.7	24.8	7.5	30.0
1,2,4-Trimethylbenzene	Ave	1.841	1.964		26.5	24.8	6.7	30.0
sec-Butylbenzene	Ave	2.768	3.014		27.0	24.8	8.9	30.0
1,3-Dichlorobenzene	Ave	1.374	1.469	0.6000	26.5	24.8	6.9	30.0
4-Isopropyltoluene	Ave	2.114	2.261		26.5	24.8	7.0	30.0
1,4-Dichlorobenzene	Ave	1.412	1.506	0.5000	26.5	24.8	6.7	30.0
1,2-Dichlorobenzene	Ave	1.276	1.366	0.4000	26.6	24.8	7.1	30.0
n-Butylbenzene	Ave	1.865	1.969		26.2	24.8	5.6	30.0
1,2-Dibromo-3-Chloropropane	Ave	0.2042	0.2220	0.0500	27.0	24.8	8.7	30.0
1,2,4-Trichlorobenzene	Ave	0.8216	0.8996	0.2000	27.2	24.8	9.5	30.0
Hexachlorobutadiene	Ave	0.5329	0.5713		26.6	24.8	7.2	30.0
Naphthalene	Ave	1.218	1.349		27.5	24.8	10.8	30.0
1,2,3-Trichlorobenzene	Ave	0.7032	0.7496		26.5	24.8	6.6	30.0
Dibromofluoromethane (Surr)	Ave	0.4646	0.4987		26.8	25.0	7.3	30.0
1,2-Dichloroethane-d4 (Surr)	Ave	0.2287	0.2349		25.7	25.0	2.7	30.0
Toluene-d8 (Surr)	Ave	1.045	1.119		26.8	25.0	7.1	30.0
4-Bromofluorobenzene	Ave	1.263	1.415		28.0	25.0	12.1	30.0

TestAmerica Burlington
Target Compound Quantitation Report

Data File: \\BTV-LIMS1\ChromData\CHL.i\20150520-13688.b\13688_12.D
Lims ID: ICV
Client ID:
Sample Type: ICV
Inject. Date: 20-May-2015 17:34:30 ALS Bottle#: 12 Worklist Smp#: 12
Purge Vol: 5.000 mL Dil. Factor: 1.0000
Sample Info: 200-0013688-012
Misc. Info.: 1,5
Operator ID: JSW Instrument ID: CHL.i
Sublist:

Method: \\BTV-LIMS1\ChromData\CHL.i\20150520-13688.b\8260_L_W_Ver.2.m
Limit Group: VM_8260C_Limits
Last Update: 21-May-2015 12:44:56 Calib Date: 20-May-2015 15:58:30
Integrator: RTE ID Type: Deconvolution ID
Quant Method: Internal Standard Quant By: Initial Calibration
Last ICal File: \\BTV-LIMS1\ChromData\CHL.i\20150520-13688.b\13688_09.D

Column 1 : DB-624 (0.53 mm) Det: MS SCAN
Process Host: XAWRK015

First Level Reviewer: wilburj Date: 20-May-2015 18:23:11

Compound	Sig	RT (min.)	Adj RT (min.)	Dlt RT (min.)	Q	Response	Cal Amt ug/l	OnCol Amt ug/l	Flags
1 Dichlorodifluoromethane	85	2.658	2.627	0.031	99	2002869	24.8	27.1	
2 Chloromethane	50	2.905	2.884	0.021	98	1502147	24.8	25.8	
3 Vinyl chloride	62	3.072	3.042	0.030	97	1550743	24.8	26.1	
4 Butadiene	54	3.122	3.092	0.030	93	1159119	24.8	24.9	
6 Bromomethane	94	3.547	3.526	0.021	99	909330	24.8	23.3	
7 Chloroethane	64	3.705	3.684	0.021	99	898262	24.8	24.6	
8 Dichlorofluoromethane	67	4.021	4.000	0.021	99	3244234	24.8	25.4	
9 Trichlorofluoromethane	101	4.119	4.099	0.020	99	2444221	24.8	25.9	
11 Ethyl ether	59	4.603	4.573	0.030	52	904660	24.8	25.6	
10 1,2-Dichloro-1,1,2-trifluo	67	4.603	4.573	0.030	97	3336859	24.8	25.8	
12 Acrolein	56	4.791	4.771	0.020	94	265231	124.0	186.0	
13 1,1-Dichloroethene	96	4.969	4.939	0.030	96	1423138	24.8	26.4	
14 1,1,2-Trichloro-1,2,2-trif	101	4.989	4.958	0.031	94	2810910	24.8	25.7	
15 Acetone	43	5.058	5.028	0.030	86	2478418	124.1	123.8	
16 Iodomethane	142	5.206	5.186	0.020	96	1541365	24.8	26.4	
17 Carbon disulfide	76	5.325	5.304	0.021	99	4004019	24.8	26.8	
18 3-Chloro-1-propene	41	5.562	5.541	0.021	95	2624270	24.8	25.1	
19 Methyl acetate	74	5.611	5.591	0.020	99	926772	124.1	127.5	
20 Methylene Chloride	84	5.769	5.749	0.020	97	1450574	24.8	25.3	
* 21 TBA-d9 (IS)	65	5.858	5.838	0.020	97	1678485	500.0	500.0	
22 2-Methyl-2-propanol	59	6.006	5.976	0.030	100	790953	248.2	268.5	
23 Acrylonitrile	53	6.164	6.144	0.020	96	3195800	248.2	286.0	
24 trans-1,2-Dichloroethene	96	6.233	6.213	0.020	98	1550495	24.8	27.1	
25 Methyl tert-butyl ether	73	6.253	6.243	0.010	97	2895710	24.8	26.6	
27 Hexane	57	6.727	6.707	0.020	96	2149664	24.8	26.1	
28 1,1-Dichloroethane	63	6.945	6.924	0.020	99	3087655	24.8	26.9	
29 Vinyl acetate	86	7.053	7.033	0.020	100	349988	49.6	84.8	
30 Isopropyl ether	45	7.103	7.082	0.021	92	6323793	24.8	30.0	
31 2-Chloro-1,3-butadiene	53	7.103	7.092	0.011	89	2181363	24.8	31.4	
32 Tert-butyl ethyl ether	59	7.715	7.704	0.011	97	4223217	24.8	29.8	

Compound	Sig	RT (min.)	Adj RT (min.)	Dlt RT (min.)	Q	Response	Cal Amt ug/l	OnCol Amt ug/l	Flags
* 33 2-Butanone-d5	46	7.853	7.843	0.010	100	2627361	125.0	125.0	
35 cis-1,2-Dichloroethene	96	7.922	7.912	0.010	92	1546232	24.8	26.7	
34 2,2-Dichloropropane	41	7.932	7.912	0.020	94	1354367	24.8	23.0	
36 2-Butanone (MEK)	72	7.952	7.942	0.010	98	735076	124.1	131.8	
37 Propionitrile	54	8.031	8.021	0.010	99	520850	124.1	143.5	
38 Methacrylonitrile	67	8.298	8.287	0.011	96	352988	24.8	28.6	
39 Chlorobromomethane	128	8.327	8.317	0.010	95	900934	24.8	27.2	
40 Tetrahydrofuran	42	8.436	8.416	0.020	96	753974	49.6	54.1	
41 Chloroform	83	8.466	8.455	0.011	98	2755571	24.8	26.7	
$ 42 Dibromofluoromethane (Surr	113	8.742	8.732	0.010	90	2294823	25.0	26.8	7
43 1,1,1-Trichloroethane	97	8.792	8.781	0.011	98	2266981	24.8	26.7	
44 Cyclohexane	56	8.900	8.890	0.010	96	2775128	24.8	26.1	
45 1,1-Dichloropropene	75	9.078	9.068	0.010	94	2362891	24.8	28.6	
46 Carbon tetrachloride	117	9.088	9.077	0.011	98	2078148	24.8	29.1	
47 Isobutyl alcohol	43	9.295	9.295	0.000	94	1210758	620.4	678.3	
$ 48 1,2-Dichloroethane-d4 (Sur	65	9.305	9.295	0.010	83	1080835	25.0	25.7	
49 Benzene	78	9.424	9.413	0.011	97	4299799	24.8	26.6	
50 1,2-Dichloroethane	62	9.434	9.433	0.001	92	1358389	24.8	26.7	
51 Tert-amyl methyl ether	73	9.641	9.631	0.010	96	3430317	24.8	29.5	
* 52 Fluorobenzene	96	9.908	9.897	0.011	97	4601830	25.0	25.0	
53 n-Heptane	43	9.928	9.917	0.011	95	2370696	24.8	25.4	
54 Trichloroethene	95	10.550	10.549	0.001	99	1858718	24.8	27.4	
55 Methylcyclohexane	83	10.905	10.905	0.000	88	2230166	24.8	26.4	
56 1,2-Dichloropropane	63	10.925	10.915	0.010	92	1877642	24.8	26.8	
* 57 1,4-Dioxane-d8	96	11.103	11.102	0.001	85	157712	500.0	500.0	
58 Dibromomethane	93	11.123	11.122	0.001	98	1408836	24.8	26.5	
59 Methyl methacrylate	69	11.152	11.152	0.000	99	1167504	24.8	27.6	
60 1,4-Dioxane	88	11.182	11.181	0.001	82	186609	496.3	559.4	
61 Dichlorobromomethane	83	11.409	11.409	0.000	98	2753720	24.8	26.7	
62 2-Chloroethyl vinyl ether	63	11.972	11.962	0.010	92	749445	24.8	26.3	
63 cis-1,3-Dichloropropene	75	12.229	12.219	0.010	95	2375511	24.8	27.7	
64 4-Methyl-2-pentanone (MIBK	43	12.506	12.505	0.001	96	8004070	124.1	134.6	
$ 65 Toluene-d8 (Surr)	98	12.723	12.722	0.001	98	3855603	25.0	26.8	
66 Toluene	92	12.851	12.851	0.000	94	2753821	24.8	26.8	
67 trans-1,3-Dichloropropene	75	13.246	13.246	0.000	98	1969892	24.8	30.0	
68 Ethyl methacrylate	69	13.454	13.463	-0.009	95	1369395	24.8	30.5	
69 1,1,2-Trichloroethane	83	13.592	13.601	-0.009	97	1281559	24.8	26.8	
70 Tetrachloroethene	166	13.918	13.918	0.000	98	2168499	24.8	26.6	
71 1,3-Dichloropropane	76	13.928	13.927	0.001	97	2381055	24.8	26.7	
72 2-Hexanone	43	14.116	14.115	0.001	100	6751580	124.1	126.4	
73 Chlorodibromomethane	129	14.382	14.392	-0.010	98	2382792	24.8	28.4	
74 Ethylene Dibromide	107	14.619	14.619	0.000	98	2117870	24.8	27.5	
* 75 Chlorobenzene-d5	117	15.637	15.636	0.001	88	3446960	25.0	25.0	
76 Chlorobenzene	112	15.696	15.705	-0.009	92	3388985	24.8	26.6	
77 1,1,1,2-Tetrachloroethane	131	15.884	15.893	-0.009	98	1736942	24.8	27.2	
78 Ethylbenzene	91	15.973	15.972	0.001	99	5469794	24.8	26.7	
79 m-Xylene & p-Xylene	106	16.249	16.249	0.000	98	1932630	24.8	26.8	
S 80 Xylenes, Total	106				0		49.6	53.5	
81 o-Xylene	106	17.178	17.177	0.001	91	1866148	24.8	26.7	
82 Styrene	104	17.207	17.217	-0.010	93	2648592	24.8	25.8	
83 Bromoform	173	17.603	17.612	-0.009	95	1829259	24.8	27.7	
84 Isopropylbenzene	105	18.027	18.037	-0.010	96	5358757	24.8	26.8	

Compound	Sig	RT (min.)	Adj RT (min.)	Dlt RT (min.)	Q	Response	Cal Amt ug/l	OnCol Amt ug/l	Flags
$ 85 4-Bromofluorobenzene	95	18.294	18.303	-0.009	86	2636084	25.0	28.0	
86 Bromobenzene	156	18.561	18.560	0.001	97	1777152	24.8	26.5	
87 1,1,2,2-Tetrachloroethane	83	18.571	18.570	0.001	99	2342778	24.8	26.4	
88 1,2,3-Trichloropropane	110	18.630	18.629	0.001	95	526799	24.8	27.0	
89 trans-1,4-Dichloro-2-buten	53	18.669	18.669	0.000	80	405320	24.8	27.6	
90 N-Propylbenzene	120	18.778	18.777	0.001	98	1334005	24.8	27.0	
91 2-Chlorotoluene	126	18.897	18.896	0.001	96	1258190	24.8	26.6	
92 1,3,5-Trimethylbenzene	105	19.055	19.054	0.001	76	3792170	24.8	26.8	
93 4-Chlorotoluene	126	19.055	19.064	-0.009	97	1243064	24.8	26.0	
94 tert-Butylbenzene	119	19.509	19.508	0.001	93	4096900	24.8	26.7	
95 1,2,4-Trimethylbenzene	105	19.568	19.577	-0.009	96	3631486	24.8	26.5	
96 sec-Butylbenzene	105	19.795	19.805	-0.010	99	5571757	24.8	27.0	
97 1,3-Dichlorobenzene	146	19.914	19.923	-0.009	94	2715387	24.8	26.5	
98 4-Isopropyltoluene	119	19.983	19.992	-0.009	98	4180954	24.8	26.5	
* 99 1,4-Dichlorobenzene-d4	152	20.003	20.002	0.001	97	1862466	25.0	25.0	
100 1,4-Dichlorobenzene	146	20.032	20.032	0.000	93	2783910	24.8	26.5	
101 n-Butylbenzene	91	20.457	20.457	0.000	99	3639389	24.8	26.2	
102 1,2-Dichlorobenzene	146	20.457	20.457	0.000	82	2526012	24.8	26.6	
103 1,2-Dibromo-3-Chloropropan	75	21.247	21.257	-0.010	94	410361	24.8	27.0	
104 1,2,4-Trichlorobenzene	180	22.087	22.086	0.001	94	1663111	24.8	27.2	
105 Hexachlorobutadiene	225	22.265	22.264	0.001	88	1056231	24.8	26.6	
106 Naphthalene	128	22.344	22.343	0.001	98	2494546	24.8	27.5	
107 1,2,3-Trichlorobenzene	180	22.601	22.600	0.001	95	1385870	24.8	26.5	

QC Flag Legend

Processing Flags

7 - Failed Limit of Detection

Reagents:

8260LCS.A_00020	Amount Added:	1.41	Units: uL	
8260SScorp_00013	Amount Added:	2.50	Units: uL	
8260LCS.Bcorp_00015	Amount Added:	1.41	Units: uL	
8260IScorp._00015	Amount Added:	2.50	Units: uL	Run Reagent

Report Date: 21-May-2015 12:45:11 Chrom Revision: 2.2 05-May-2015 11:39:10

TestAmerica Burlington

Data File: \\BTV-LIMS1\ChromData\CHL.i\20150520-13688.b\13688_12.D

Injection Date:	20-May-2015 17:34:30	Instrument ID:	CHL.i	Operator ID:	JSW
Lims ID:	ICV			Worklist Smp#:	12
Client ID:					
Purge Vol:	5.000 mL	Dil. Factor:	1.0000	ALS Bottle#:	12
Method:	8260_L_W_Ver.2	Limit Group:	VM_8260C_Limits		

Column: DB-624 (0.53 mm)

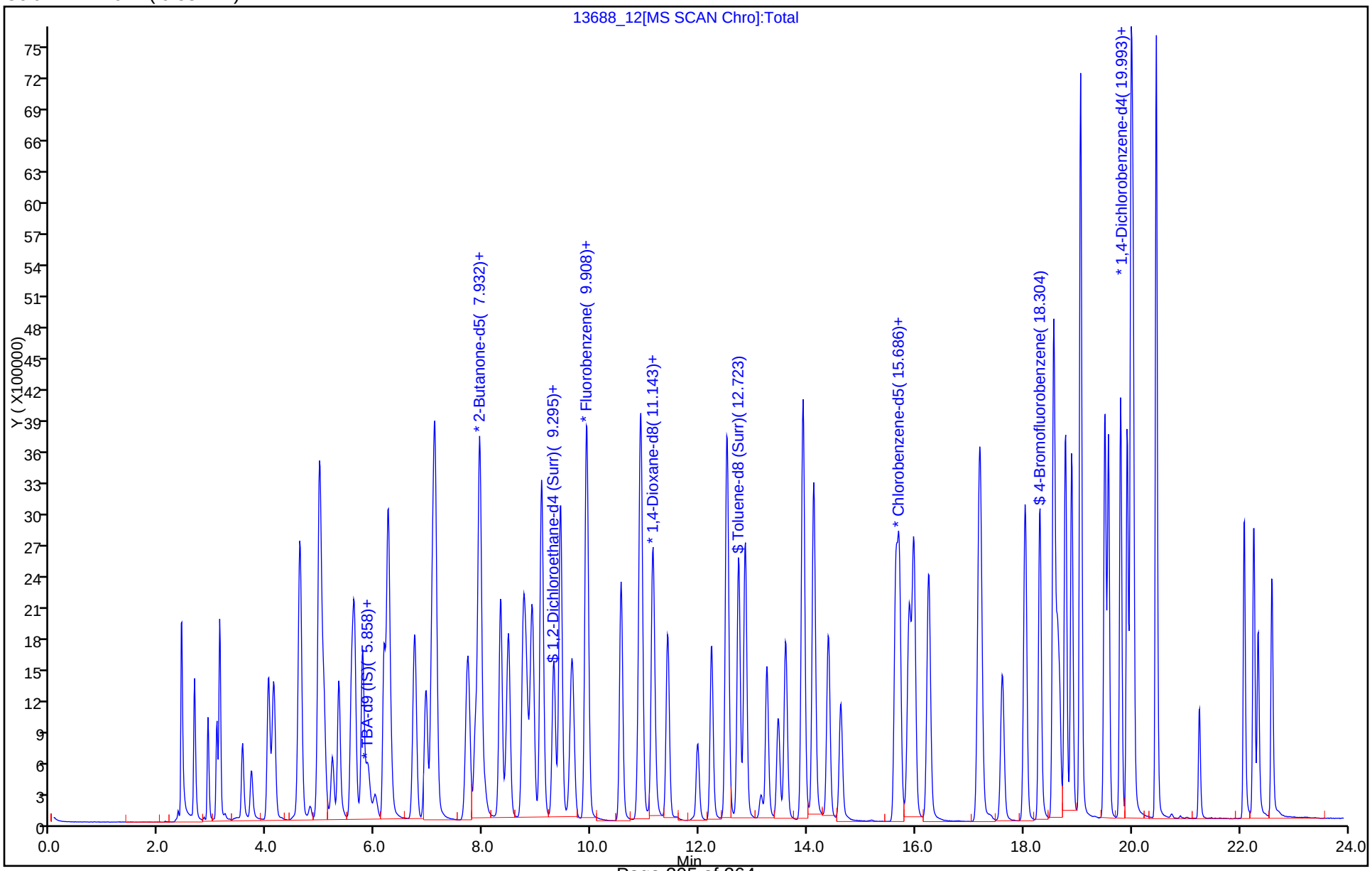

FORM VII
GC/MS VOA CONTINUING CALIBRATION DATA

Lab Name: TestAmerica Burlington Job No.: 200-28023-1

SDG No.: 200-28023

Lab Sample ID: CCV 200-88791/2 Calibration Date: 05/27/2015 11:21

Instrument ID: CHL.i Calib Start Date: 05/20/2015 12:45

GC Column: DB-624 ID: 0.53(mm) Calib End Date: 05/20/2015 15:58

Lab File ID: 13776_02.D Conc. Units: ug/L Heated Purge: (Y/N) N

ANALYTE	CURVE TYPE	AVE RRF	RRF	MIN RRF	CALC AMOUNT	SPIKE AMOUNT	%D	MAX %D
Dichlorodifluoromethane	Ave	0.4015	0.4041	0.1000	25.0	24.8	0.7	20.0
Chloromethane	Ave	0.3157	0.2899	0.1000	22.8	24.8	-8.2	20.0
Vinyl chloride	Ave	0.3227	0.3380	0.1000	26.0	24.8	4.8	20.0
Butadiene	Ave	0.2528	0.2578		25.3	24.8	2.0	20.0
Bromomethane	Ave	0.2124	0.1538	0.1000	18.0	24.8	-27.6*	20.0
Chloroethane	Ave	0.1984	0.1997	0.1000	25.0	24.8	0.7	20.0
Dichlorofluoromethane	Ave	0.6928	0.7139		25.6	24.8	3.1	20.0
Trichlorofluoromethane	Ave	0.5120	0.5375	0.1000	26.1	24.8	5.0	20.0
1,2-Dichloro-1,1,2-trifluoro ethane	Ave	0.7026	0.7531		26.6	24.8	7.2	20.0
Ethyl ether	Ave	0.1921	0.2017		26.1	24.8	5.0	20.0
Acrolein	Ave	0.0077	0.0099		158	124	27.4*	20.0
1,1-Dichloroethene	Ave	0.2929	0.3215	0.1000	27.2	24.8	9.8	20.0
1,1,2-Trichloro-1,2,2-triflu oroethane	Ave	0.5941	0.6494	0.1000	27.1	24.8	9.3	20.0
Acetone	Ave	0.9523	0.6338	0.1000	82.6	124	-33.4*	20.0
Iodomethane	Ave	0.3177	0.3068		24.0	24.8	-3.4	20.0
Carbon disulfide	Ave	0.8104	0.8989	0.1000	27.5	24.8	10.9	20.0
3-Chloro-1-propene	Ave	0.5689	0.6579		28.7	24.8	15.6	20.0
Methyl acetate	Ave	0.3458	0.3624	0.1000	130	124	4.8	20.0
Methylene Chloride	Lin1		0.3263	0.1000	26.0	24.8	4.8	20.0
2-Methyl-2-propanol	Ave	0.8775	0.9423		266	248	7.4	20.0
Acrylonitrile	Ave	0.0607	0.0790		323	248	30.1*	20.0
trans-1,2-Dichloroethene	Ave	0.3111	0.3439	0.1000	27.4	24.8	10.5	20.0
Methyl tert-butyl ether	Ave	0.5915	0.6770	0.1000	28.4	24.8	14.5	20.0
Hexane	Ave	0.4476	0.5051		28.0	24.8	12.8	20.0
1,1-Dichloroethane	Ave	0.6228	0.6828	0.2000	27.2	24.8	9.6	20.0
Vinyl acetate	Ave	0.0224	0.0386		85.4	49.6	72.1*	20.0
Isopropyl ether	Ave	1.144	1.251		27.1	24.8	9.3	20.0
2-Chloro-1,3-butadiene	Ave	0.3772	0.4117		27.1	24.8	9.1	20.0
Tert-butyl ethyl ether	Ave	0.7703	0.8580		27.6	24.8	11.4	20.0
2,2-Dichloropropane	Ave	0.3194	0.3324		25.8	24.8	4.1	20.0
cis-1,2-Dichloroethene	Ave	0.3148	0.3455	0.1000	27.2	24.8	9.8	20.0
2-Butanone (MEK)	Ave	0.2654	0.2223	0.1000	104	124	-16.2	20.0
Propionitrile	Ave	0.0197	0.0254		160	124	29.0*	20.0
Methacrylonitrile	Ave	0.0670	0.0824		30.5	24.8	23.0*	20.0
Chlorobromomethane	Ave	0.1798	0.2064		28.5	24.8	14.8	20.0
Tetrahydrofuran	Ave	0.0757	0.0966		63.3	49.6	27.6*	20.0
Chloroform	Ave	0.5603	0.6224	0.2000	27.6	24.8	11.1	20.0
1,1,1-Trichloroethane	Ave	0.4614	0.5150	0.1000	27.7	24.8	11.6	20.0
Cyclohexane	Ave	0.5784	0.6226	0.1000	26.7	24.8	7.6	20.0
1,1-Dichloropropene	Ave	0.4494	0.4951		27.3	24.8	10.2	20.0

FORM VII
GC/MS VOA CONTINUING CALIBRATION DATA

Lab Name: TestAmerica Burlington Job No.: 200-28023-1

SDG No.: 200-28023

Lab Sample ID: CCV 200-88791/2 Calibration Date: 05/27/2015 11:21

Instrument ID: CHL.i Calib Start Date: 05/20/2015 12:45

GC Column: DB-624 ID: 0.53(mm) Calib End Date: 05/20/2015 15:58

Lab File ID: 13776_02.D Conc. Units: ug/L Heated Purge: (Y/N) N

ANALYTE	CURVE TYPE	AVE RRF	RRF	MIN RRF	CALC AMOUNT	SPIKE AMOUNT	%D	MAX %D
Carbon tetrachloride	Ave	0.3875	0.4845	0.1000	31.0	24.8	25.0*	20.0
Isobutyl alcohol	Ave	0.0097	0.0145		928	620	49.6*	20.0
Benzene	Ave	0.8790	0.9732	0.5000	27.5	24.8	10.7	20.0
1,2-Dichloroethane	Ave	0.2768	0.3120	0.1000	28.0	24.8	12.7	20.0
Tert-amyl methyl ether	Ave	0.6321	0.7249		28.5	24.8	14.7	20.0
n-Heptane	Ave	0.5069	0.5919		29.0	24.8	16.8	20.0
Trichloroethene	Ave	0.3690	0.4066	0.2000	27.3	24.8	10.2	20.0
Methylcyclohexane	Ave	0.4583	0.5093	0.1000	27.6	24.8	11.1	20.0
1,2-Dichloropropane	Ave	0.3809	0.4214	0.1000	27.5	24.8	10.6	20.0
Dibromomethane	Ave	0.2893	0.3242		27.8	24.8	12.1	20.0
Methyl methacrylate	Ave	0.3068	0.3601		29.1	24.8	17.4	20.0
1,4-Dioxane	Ave	1.058	1.177		553	496	11.3	20.0
Dichlorobromomethane	Ave	0.5612	0.6376	0.2000	28.2	24.8	13.6	20.0
2-Chloroethyl vinyl ether	Ave	0.1546	0.1957		31.4	24.8	26.6*	20.0
cis-1,3-Dichloropropene	Ave	0.4664	0.5352	0.2000	28.5	24.8	14.8	20.0
4-Methyl-2-pentanone (MIBK)	Ave	2.829	2.836	0.1000	124	124	0.3	20.0
Toluene	Ave	0.7446	0.7969	0.4000	26.6	24.8	7.0	20.0
trans-1,3-Dichloropropene	Ave	0.4756	0.5403	0.1000	28.2	24.8	13.6	20.0
Ethyl methacrylate	Ave	0.2441	0.3072		31.2	24.8	25.9*	20.0
1,1,2-Trichloroethane	Ave	0.3469	0.3819	0.1000	27.3	24.8	10.1	20.0
Tetrachloroethene	Ave	0.5924	0.6512	0.2000	27.3	24.8	9.9	20.0
1,3-Dichloropropane	Ave	0.6471	0.7119		27.3	24.8	10.0	20.0
2-Hexanone	Ave	2.542	2.102	0.1000	103	124	-17.3	20.0
Chlorodibromomethane	Ave	0.6091	0.7184	0.1000	29.3	24.8	18.0	20.0
Ethylene Dibromide	Ave	0.5595	0.6467	0.1000	28.7	24.8	15.6	20.0
Chlorobenzene	Ave	0.9233	1.003	0.5000	27.0	24.8	8.6	20.0
1,1,1,2-Tetrachloroethane	Ave	0.4628	0.5062		27.1	24.8	9.4	20.0
Ethylbenzene	Ave	1.485	1.606	0.1000	26.8	24.8	8.1	20.0
m-Xylene & p-Xylene	Ave	0.5228	0.5811	0.1000	27.6	24.8	11.1	20.0
o-Xylene	Ave	0.5064	0.5558	0.3000	27.2	24.8	9.8	20.0
Styrene	Ave	0.7458	0.8232	0.3000	27.4	24.8	10.4	20.0
Bromoform	Ave	0.4790	0.5812	0.1000	30.1	24.8	21.3*	20.0
Isopropylbenzene	Ave	2.681	2.886	0.1000	26.7	24.8	7.6	20.0
Bromobenzene	Ave	0.9001	0.9568		26.4	24.8	6.3	20.0
1,1,2,2-Tetrachloroethane	Ave	1.189	1.406	0.3000	29.4	24.8	18.3	20.0
1,2,3-Trichloropropane	Ave	0.2619	0.3108		29.5	24.8	18.7	20.0
trans-1,4-Dichloro-2-butene	Ave	0.1973	0.2412		30.3	24.8	22.2*	20.0
N-Propylbenzene	Ave	0.6639	0.7258		27.1	24.8	9.3	20.0
2-Chlorotoluene	Ave	0.6360	0.6793		26.5	24.8	6.8	20.0
1,3,5-Trimethylbenzene	Ave	1.900	2.074		27.1	24.8	9.2	20.0
4-Chlorotoluene	Ave	0.6429	0.7031		27.1	24.8	9.4	20.0

FORM VII
GC/MS VOA CONTINUING CALIBRATION DATA

Lab Name: TestAmerica Burlington Job No.: 200-28023-1

SDG No.: 200-28023

Lab Sample ID: CCV 200-88791/2 Calibration Date: 05/27/2015 11:21

Instrument ID: CHL.i Calib Start Date: 05/20/2015 12:45

GC Column: DB-624 ID: 0.53(mm) Calib End Date: 05/20/2015 15:58

Lab File ID: 13776_02.D Conc. Units: ug/L Heated Purge: (Y/N) N

ANALYTE	CURVE TYPE	AVE RRF	RRF	MIN RRF	CALC AMOUNT	SPIKE AMOUNT	%D	MAX %D
tert-Butylbenzene	Ave	2.062	2.220		26.7	24.8	7.6	20.0
1,2,4-Trimethylbenzene	Ave	1.841	2.035		27.4	24.8	10.5	20.0
sec-Butylbenzene	Ave	2.768	3.070		27.5	24.8	10.9	20.0
1,3-Dichlorobenzene	Ave	1.374	1.486	0.6000	26.8	24.8	8.2	20.0
4-Isopropyltoluene	Ave	2.114	2.320		27.2	24.8	9.8	20.0
1,4-Dichlorobenzene	Ave	1.412	1.530	0.5000	26.9	24.8	8.4	20.0
1,2-Dichlorobenzene	Ave	1.276	1.372	0.4000	26.7	24.8	7.5	20.0
n-Butylbenzene	Ave	1.865	2.080		27.7	24.8	11.5	20.0
1,2-Dibromo-3-Chloropropane	Ave	0.2042	0.2485	0.0500	30.2	24.8	21.7*	20.0
1,2,4-Trichlorobenzene	Ave	0.8216	0.9359	0.2000	28.3	24.8	13.9	20.0
Hexachlorobutadiene	Ave	0.5329	0.6012		28.0	24.8	12.8	20.0
Naphthalene	Ave	1.218	1.556		31.7	24.8	27.7*	20.0
1,2,3-Trichlorobenzene	Ave	0.7032	0.8262		29.2	24.8	17.5	20.0
Dibromofluoromethane (Surr)	Ave	0.4646	0.5244		28.0	24.8	12.9	20.0
1,2-Dichloroethane-d4 (Surr)	Ave	0.2287	0.2497		27.1	24.8	9.2	20.0
Toluene-d8 (Surr)	Ave	1.045	1.139		27.1	24.8	9.0	20.0
4-Bromofluorobenzene	Ave	1.263	1.337		26.3	24.8	5.8	20.0

TestAmerica Burlington
Target Compound Quantitation Report

Data File: \\BTV-LIMS1\ChromData\CHL.i\20150527-13776.b\13776_02.D
Lims ID: CCV
Client ID:
Sample Type: CCV
Inject. Date: 27-May-2015 11:21:30 ALS Bottle#: 2 Worklist Smp#: 2
Purge Vol: 5.000 mL Dil. Factor: 1.0000
Sample Info: 200-0013776-002
Misc. Info.: 1,5
Operator ID: NEA Instrument ID: CHL.i
Sublist: chrom-8260_L_W_Ver.2*sub6

Method: \\BTV-LIMS1\ChromData\CHL.i\20150527-13776.b\8260_L_W_Ver.2.m
Limit Group: VM_8260C_Limits
Last Update: 29-May-2015 11:22:57 Calib Date: 20-May-2015 15:58:30
Integrator: RTE ID Type: Deconvolution ID
Quant Method: Internal Standard Quant By: Initial Calibration
Last ICal File: \\BTV-LIMS1\ChromData\CHL.i\20150520-13688.b\13688_09.D

Column 1 : DB-624 (0.53 mm) Det: MS SCAN
Process Host: XAWRK030

First Level Reviewer: archern Date: 27-May-2015 12:16:39

Compound	Sig	RT (min.)	Adj RT (min.)	Dlt RT (min.)	Q	Response	Cal Amt ug/l	OnCol Amt ug/l	Flags
1 Dichlorodifluoromethane	85	2.638	2.638	0.000	99	1820642	24.8	25.0	
2 Chloromethane	50	2.895	2.895	0.000	98	1306229	24.8	22.8	
3 Vinyl chloride	62	3.053	3.053	0.000	97	1523004	24.8	26.0	
4 Butadiene	54	3.112	3.112	0.000	93	1161377	24.8	25.3	
6 Bromomethane	94	3.527	3.527	0.000	99	692880	24.8	18.0	
7 Chloroethane	64	3.695	3.695	0.000	99	899650	24.8	25.0	
8 Dichlorofluoromethane	67	4.011	4.011	0.000	99	3216608	24.8	25.6	
9 Trichlorofluoromethane	101	4.100	4.100	0.000	99	2421615	24.8	26.1	
10 1,2-Dichloro-1,1,2-trifluo	67	4.594	4.594	0.000	97	3393009	24.8	26.6	
11 Ethyl ether	59	4.594	4.594	0.000	51	908952	24.8	26.1	
12 Acrolein	56	4.791	4.791	0.000	93	222320	124.0	158.1	
13 1,1-Dichloroethene	96	4.949	4.949	0.000	95	1448755	24.8	27.2	
14 1,1,2-Trichloro-1,2,2-trif	101	4.969	4.969	0.000	94	2925912	24.8	27.1	
15 Acetone	43	5.048	5.048	0.000	86	1985649	124.1	82.6	
16 Iodomethane	142	5.196	5.196	0.000	97	1382488	24.8	24.0	
17 Carbon disulfide	76	5.315	5.315	0.000	99	4049919	24.8	27.5	
18 3-Chloro-1-propene	41	5.552	5.552	0.000	95	2964093	24.8	28.7	
19 Methyl acetate	74	5.611	5.611	0.000	99	1135382	124.1	130.0	
20 Methylene Chloride	84	5.759	5.759	0.000	98	1470110	24.8	26.0	
* 21 TBA-d9 (IS)	65	5.868	5.868	0.000	97	2243305	500.0	500.0	
22 2-Methyl-2-propanol	59	5.996	5.996	0.000	100	1049146	248.2	266.5	
23 Acrylonitrile	53	6.154	6.154	0.000	96	3558614	248.2	322.9	
24 trans-1,2-Dichloroethene	96	6.233	6.233	0.000	98	1549248	24.8	27.4	
25 Methyl tert-butyl ether	73	6.253	6.253	0.000	98	3050406	24.8	28.4	
S 26 1,2-Dichloroethene, Total	96				0			54.7	
27 Hexane	57	6.727	6.727	0.000	96	2275926	24.8	28.0	
28 1,1-Dichloroethane	63	6.935	6.935	0.000	99	3076506	24.8	27.2	
29 Vinyl acetate	86	7.043	7.043	0.000	100	347856	49.6	85.4	
30 Isopropyl ether	45	7.093	7.093	0.000	90	5636592	24.8	27.1	
31 2-Chloro-1,3-butadiene	53	7.103	7.103	0.000	89	1854747	24.8	27.1	

Compound	Sig	RT (min.)	Adj RT (min.)	Dlt RT (min.)	Q	Response	Cal Amt ug/l	OnCol Amt ug/l	Flags
32 Tert-butyl ethyl ether	59	7.715	7.715	0.000	97	3865887	24.8	27.6	
* 33 2-Butanone-d5	46	7.853	7.853	0.000	99	3156159	125.0	125.0	
34 2,2-Dichloropropane	41	7.922	7.922	0.000	95	1497462	24.8	25.8	
35 cis-1,2-Dichloroethene	96	7.922	7.922	0.000	90	1556630	24.8	27.2	
36 2-Butanone (MEK)	72	7.952	7.952	0.000	98	696524	124.1	103.9	
37 Propionitrile	54	8.031	8.031	0.000	99	572879	124.1	160.1	
38 Methacrylonitrile	67	8.298	8.298	0.000	94	371428	24.8	30.5	
39 Chlorobromomethane	128	8.327	8.327	0.000	95	930030	24.8	28.5	
40 Tetrahydrofuran	42	8.426	8.426	0.000	97	870822	49.6	63.3	
41 Chloroform	83	8.466	8.466	0.000	98	2804484	24.8	27.6	
$ 42 Dibromofluoromethane (Surr	113	8.742	8.742	0.000	88	2362553	24.8	28.0	7
43 1,1,1-Trichloroethane	97	8.792	8.792	0.000	98	2320232	24.8	27.7	
44 Cyclohexane	56	8.900	8.900	0.000	96	2805304	24.8	26.7	
45 1,1-Dichloropropene	75	9.078	9.078	0.000	94	2230909	24.8	27.3	
46 Carbon tetrachloride	117	9.088	9.088	0.000	97	2182854	24.8	31.0	
47 Isobutyl alcohol	43	9.305	9.305	0.000	92	1634500	620.4	928.4	
$ 48 1,2-Dichloroethane-d4 (Sur	65	9.315	9.315	0.000	80	1124981	24.8	27.1	
49 Benzene	78	9.424	9.424	0.000	97	4384674	24.8	27.5	
50 1,2-Dichloroethane	62	9.444	9.444	0.000	93	1405766	24.8	28.0	
51 Tert-amyl methyl ether	73	9.651	9.651	0.000	97	3265915	24.8	28.5	
* 52 Fluorobenzene	96	9.908	9.908	0.000	97	4539058	25.0	25.0	
53 n-Heptane	43	9.928	9.928	0.000	95	2666781	24.8	29.0	
54 Trichloroethene	95	10.550	10.550	0.000	98	1832191	24.8	27.3	
55 Methylcyclohexane	83	10.915	10.915	0.000	88	2294738	24.8	27.6	
56 1,2-Dichloropropane	63	10.925	10.925	0.000	91	1898863	24.8	27.5	
* 57 1,4-Dioxane-d8	96	11.113	11.113	0.000	84	232910	500.0	500.0	
58 Dibromomethane	93	11.133	11.133	0.000	98	1460870	24.8	27.8	
59 Methyl methacrylate	69	11.162	11.162	0.000	98	1257371	24.8	29.1	
60 1,4-Dioxane	88	11.192	11.192	0.000	95	272207	496.3	552.6	
61 Dichlorobromomethane	83	11.419	11.419	0.000	98	2872681	24.8	28.2	
62 2-Chloroethyl vinyl ether	63	11.972	11.972	0.000	93	881544	24.8	31.4	
63 cis-1,3-Dichloropropene	75	12.229	12.229	0.000	95	2411592	24.8	28.5	
64 4-Methyl-2-pentanone (MIBK	43	12.516	12.516	0.000	96	8885444	124.1	124.4	
$ 65 Toluene-d8 (Surr)	98	12.733	12.733	0.000	98	3977476	24.8	27.1	
66 Toluene	92	12.851	12.851	0.000	94	2782635	24.8	26.6	
67 trans-1,3-Dichloropropene	75	13.256	13.256	0.000	99	1886610	24.8	28.2	
68 Ethyl methacrylate	69	13.464	13.464	0.000	95	1384256	24.8	31.2	
69 1,1,2-Trichloroethane	83	13.602	13.602	0.000	97	1333611	24.8	27.3	
70 Tetrachloroethene	166	13.918	13.918	0.000	97	2273979	24.8	27.3	
71 1,3-Dichloropropane	76	13.928	13.928	0.000	97	2485665	24.8	27.3	
72 2-Hexanone	43	14.126	14.126	0.000	100	6586574	124.1	102.6	
73 Chlorodibromomethane	129	14.392	14.392	0.000	98	2508423	24.8	29.3	
74 Ethylene Dibromide	107	14.619	14.619	0.000	99	2258149	24.8	28.7	
* 75 Chlorobenzene-d5	117	15.647	15.647	0.000	88	3517673	25.0	25.0	
76 Chlorobenzene	112	15.706	15.706	0.000	92	3501533	24.8	27.0	
77 1,1,1,2-Tetrachloroethane	131	15.894	15.894	0.000	98	1767541	24.8	27.1	
78 Ethylbenzene	91	15.973	15.973	0.000	99	5607925	24.8	26.8	
79 m-Xylene & p-Xylene	106	16.249	16.249	0.000	98	2029027	24.8	27.6	
S 80 Xylenes, Total	106				0		49.6	54.8	
81 o-Xylene	106	17.178	17.178	0.000	90	1940812	24.8	27.2	
82 Styrene	104	17.217	17.217	0.000	92	2874317	24.8	27.4	
83 Bromoform	173	17.612	17.612	0.000	94	2029252	24.8	30.1	

Compound	Sig	RT (min.)	Adj RT (min.)	Dlt RT (min.)	Q	Response	Cal Amt ug/l	OnCol Amt ug/l	Flags
84 Isopropylbenzene	105	18.037	18.037	0.000	96	5551471	24.8	26.7	
$ 85 4-Bromofluorobenzene	95	18.304	18.304	0.000	87	2571256	24.8	26.3	
86 Bromobenzene	156	18.561	18.561	0.000	96	1840701	24.8	26.4	
87 1,1,2,2-Tetrachloroethane	83	18.571	18.571	0.000	100	2705596	24.8	29.4	
88 1,2,3-Trichloropropane	110	18.630	18.630	0.000	93	597971	24.8	29.5	
89 trans-1,4-Dichloro-2-buten	53	18.669	18.669	0.000	87	463993	24.8	30.3	
90 N-Propylbenzene	120	18.778	18.778	0.000	98	1396368	24.8	27.1	
91 2-Chlorotoluene	126	18.897	18.897	0.000	97	1306889	24.8	26.5	
92 1,3,5-Trimethylbenzene	105	19.055	19.055	0.000	77	3990520	24.8	27.1	
93 4-Chlorotoluene	126	19.064	19.064	0.000	98	1352549	24.8	27.1	
94 tert-Butylbenzene	119	19.509	19.509	0.000	94	4270263	24.8	26.7	
95 1,2,4-Trimethylbenzene	105	19.578	19.578	0.000	96	3915577	24.8	27.4	
96 sec-Butylbenzene	105	19.795	19.795	0.000	99	5905477	24.8	27.5	
97 1,3-Dichlorobenzene	146	19.924	19.924	0.000	95	2859712	24.8	26.8	
98 4-Isopropyltoluene	119	19.983	19.983	0.000	98	4463930	24.8	27.2	
* 99 1,4-Dichlorobenzene-d4	152	20.003	20.003	0.000	96	1938089	25.0	25.0	
100 1,4-Dichlorobenzene	146	20.032	20.032	0.000	94	2943848	24.8	26.9	
101 n-Butylbenzene	91	20.457	20.457	0.000	99	4001996	24.8	27.7	
102 1,2-Dichlorobenzene	146	20.457	20.457	0.000	81	2638790	24.8	26.7	
103 1,2-Dibromo-3-Chloropropan	75	21.257	21.257	0.000	94	478085	24.8	30.2	
104 1,2,4-Trichlorobenzene	180	22.087	22.087	0.000	94	1800516	24.8	28.3	
105 Hexachlorobutadiene	225	22.265	22.265	0.000	58	1156550	24.8	28.0	
106 Naphthalene	128	22.344	22.344	0.000	98	2993004	24.8	31.7	
107 1,2,3-Trichlorobenzene	180	22.601	22.601	0.000	95	1589469	24.8	29.2	

QC Flag Legend

Processing Flags

7 - Failed Limit of Detection

Reagents:

8260cal.A_00020	Amount Added:	1.41	Units: uL	
8260cal.Bcorp_00014	Amount Added:	1.41	Units: uL	
8260IScorp._00015	Amount Added:	2.50	Units: uL	Run Reagent

Report Date: 29-May-2015 11:22:57 Chrom Revision: 2.2 05-May-2015 11:39:10

TestAmerica Burlington

Data File: \\BTV-LIMS1\ChromData\CHL.i\20150527-13776.b\13776_02.D

Injection Date:	27-May-2015 11:21:30	Instrument ID:	CHL.i	Operator ID:	NEA
Lims ID:	CCV			Worklist Smp#:	2
Client ID:					
Purge Vol:	5.000 mL	Dil. Factor:	1.0000	ALS Bottle#:	2
Method:	8260_L_W_Ver.2	Limit Group:	VM_8260C_Limits		

Column: DB-624 (0.53 mm)

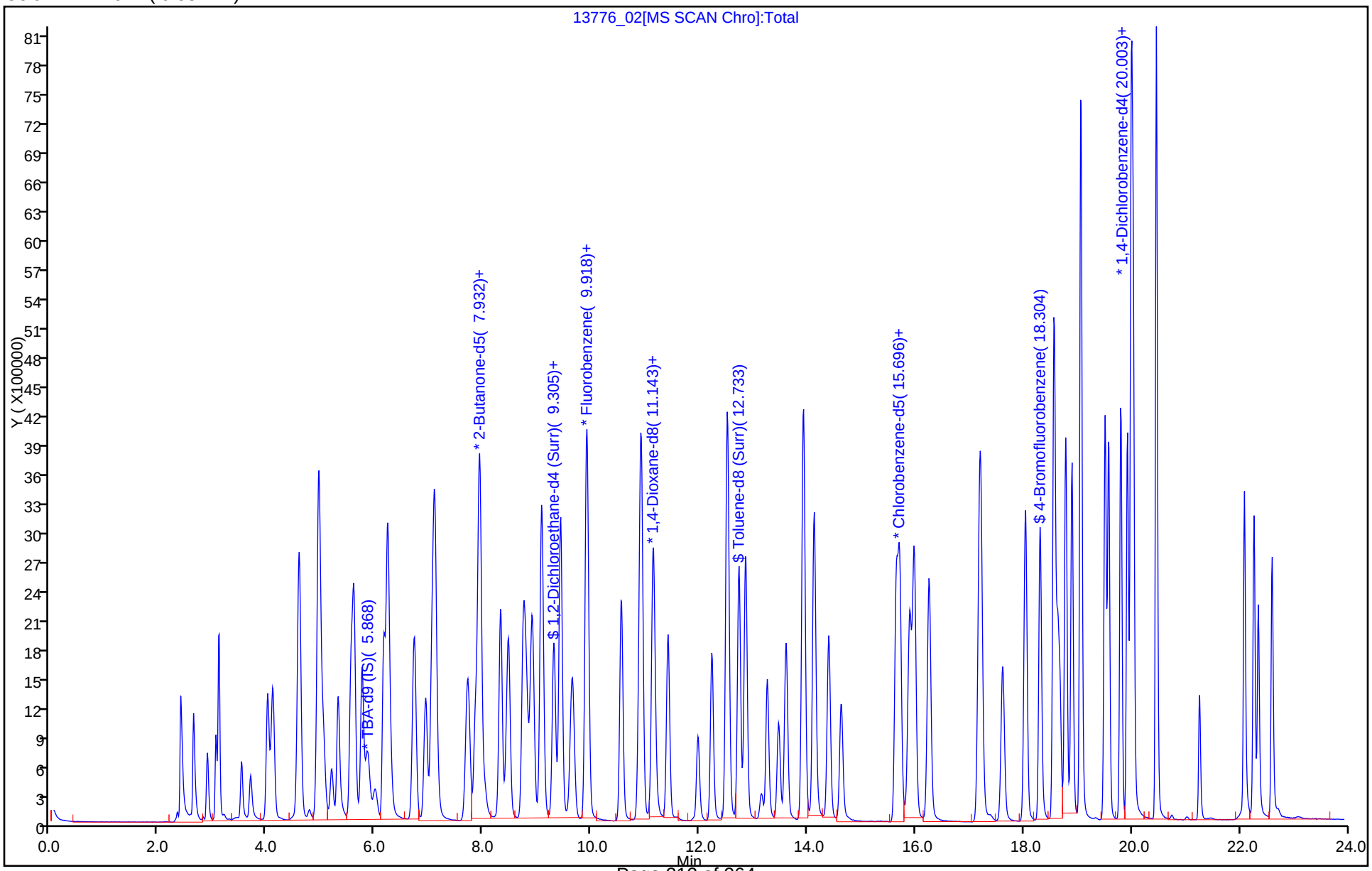

FORM VII
GC/MS VOA CONTINUING CALIBRATION DATA

Lab Name: TestAmerica Burlington Job No.: 200-28023-1

SDG No.: 200-28023

Lab Sample ID: CCVL 200-88791/4 Calibration Date: 05/27/2015 12:28

Instrument ID: CHL.i Calib Start Date: 05/20/2015 12:45

GC Column: DB-624 ID: 0.53(mm) Calib End Date: 05/20/2015 15:58

Lab File ID: 13776_04.D Conc. Units: ug/L Heated Purge: (Y/N) N

ANALYTE	CURVE TYPE	AVE RRF	RRF	MIN RRF	CALC AMOUNT	SPIKE AMOUNT	%D	MAX %D
Dichlorodifluoromethane	Ave	0.4015	0.2803	0.1000	0.577	0.827	-30.2	
Chloromethane	Ave	0.3157	0.2276	0.1000	0.596	0.827	-27.9	
Vinyl chloride	Ave	0.3227	0.2440	0.1000	0.625	0.827	-24.4	
Butadiene	Ave	0.2528	0.1817		0.595	0.827	-28.1	
Bromomethane	Ave	0.2124	0.1756	0.1000	0.684	0.827	-17.3	
Chloroethane	Ave	0.1984	0.1402	0.1000	0.585	0.827	-29.3	
Dichlorofluoromethane	Ave	0.6928	0.4568		0.545	0.827	-34.1	
Trichlorofluoromethane	Ave	0.5120	0.3645	0.1000	0.589	0.827	-28.8	
1,2-Dichloro-1,1,2-trifluoro ethane	Ave	0.7026	0.4942		0.582	0.827	-29.7	
Ethyl ether	Ave	0.1921	0.1492		1.00	0.827	-22.3	
Acrolein	Ave	0.0077	0.0098		5.22	4.13	26.2	
1,1-Dichloroethene	Ave	0.2929	0.2075	0.1000	0.586	0.827	-29.2	
1,1,2-Trichloro-1,2,2-trifluoroethane	Ave	0.5941	0.3562	0.1000	0.496	0.827	-40.0	
Acetone	Ave	0.9523	0.5431	0.1000	2.36	4.14	-43.0	
Iodomethane	Ave	0.3177	0.2792		0.727	0.827	-12.1	
Carbon disulfide	Ave	0.8104	0.7864	0.1000	0.803	0.827	-3.0	
3-Chloro-1-propene	Ave	0.5689	0.4284		0.623	0.827	-24.7	
Methyl acetate	Ave	0.3458	0.2140	0.1000	2.56	4.14	-38.1	
Methylene Chloride	Lin1		0.7479	0.1000	0.764	0.827	-7.7	
2-Methyl-2-propanol	Ave	0.8775	0.7411		6.99	8.27	-15.5	
Acrylonitrile	Ave	0.0607	0.0553		7.53	8.27	-8.9	
trans-1,2-Dichloroethene	Ave	0.3111	0.1495	0.1000	0.398	0.827	-51.9	
Methyl tert-butyl ether	Ave	0.5915	0.4389	0.1000	0.614	0.827	-25.8	
Hexane	Ave	0.4476	0.3244		0.599	0.827	-27.5	
1,1-Dichloroethane	Ave	0.6228	0.4458	0.2000	0.592	0.827	-28.4	
Vinyl acetate	Ave	0.0224	0.0166		1.22	1.65	-26.0	
2-Chloro-1,3-butadiene	Ave	0.3772	0.2534		0.556	0.827	-32.8	
Isopropyl ether	Ave	1.144	0.7998		1.00	0.827	-30.1	
Tert-butyl ethyl ether	Ave	0.7703	0.5135		1.00	0.827	-33.3	
2,2-Dichloropropane	Ave	0.3194	0.2705		0.700	0.827	-15.3	
cis-1,2-Dichloroethene	Ave	0.3148	0.2524	0.1000	0.663	0.827	-19.8	
2-Butanone (MEK)	Ave	0.2654	0.1826	0.1000	2.85	4.14	-31.2	
Propionitrile	Ave	0.0197	0.0205		4.31	4.14	4.1	
Methacrylonitrile	Ave	0.0670	0.0596		0.736	0.827	-11.0	
Chlorobromomethane	Ave	0.1798	0.1657		0.762	0.827	-7.9	
Tetrahydrofuran	Ave	0.0757	0.0718		1.57	1.65	-5.2	
Chloroform	Ave	0.5603	0.4181	0.2000	0.617	0.827	-25.4	
1,1,1-Trichloroethane	Ave	0.4614	0.2891	0.1000	0.518	0.827	-37.3	
Cyclohexane	Ave	0.5784	0.4105	0.1000	0.587	0.827	-29.0	
1,1-Dichloropropene	Ave	0.4494	0.3104		0.571	0.827	-30.9	

FORM VII
GC/MS VOA CONTINUING CALIBRATION DATA

Lab Name: TestAmerica Burlington Job No.: 200-28023-1

SDG No.: 200-28023

Lab Sample ID: CCVL 200-88791/4 Calibration Date: 05/27/2015 12:28

Instrument ID: CHL.i Calib Start Date: 05/20/2015 12:45

GC Column: DB-624 ID: 0.53(mm) Calib End Date: 05/20/2015 15:58

Lab File ID: 13776_04.D Conc. Units: ug/L Heated Purge: (Y/N) N

ANALYTE	CURVE TYPE	AVE RRF	RRF	MIN RRF	CALC AMOUNT	SPIKE AMOUNT	%D	MAX %D
Carbon tetrachloride	Ave	0.3875	0.2841	0.1000	0.606	0.827	-26.7	
Isobutyl alcohol	Ave	0.0097	0.0098		20.9	20.7	1.0	
Benzene	Ave	0.8790	0.6180	0.5000	0.582	0.827	-29.7	
1,2-Dichloroethane	Ave	0.2768	0.2160	0.1000	0.645	0.827	-22.0	
Tert-amyl methyl ether	Ave	0.6321	0.4666		1.00	0.827	-26.2	
n-Heptane	Ave	0.5069	0.3852		0.629	0.827	-24.0	
Trichloroethene	Ave	0.3690	0.2732	0.2000	0.613	0.827	-26.0	
Methylcyclohexane	Ave	0.4583	0.3298	0.1000	0.595	0.827	-28.1	
1,2-Dichloropropane	Ave	0.3809	0.2754	0.1000	0.598	0.827	-27.7	
Dibromomethane	Ave	0.2893	0.2642		0.756	0.827	-8.7	
Methyl methacrylate	Ave	0.3068	0.2670		0.720	0.827	-13.0	
1,4-Dioxane	Ave	1.058	0.9140		14.3	16.5	-13.6	
Dichlorobromomethane	Ave	0.5612	0.3951	0.2000	0.582	0.827	-29.6	
2-Chloroethyl vinyl ether	Ave	0.1546	0.1299		0.695	0.827	-16.0	
cis-1,3-Dichloropropene	Ave	0.4664	0.3506	0.2000	0.622	0.827	-24.8	
4-Methyl-2-pentanone (MIBK)	Ave	2.829	1.982	0.1000	2.90	4.14	-30.0	
Toluene	Ave	0.7446	0.5277	0.4000	0.586	0.827	-29.1	
trans-1,3-Dichloropropene	Ave	0.4756	0.4064	0.1000	0.707	0.827	-14.5	
Ethyl methacrylate	Ave	0.2441	0.2165		0.734	0.827	-11.3	
1,1,2-Trichloroethane	Ave	0.3469	0.2762	0.1000	0.659	0.827	-20.4	
Tetrachloroethene	Ave	0.5924	0.4194	0.2000	0.586	0.827	-29.2	
1,3-Dichloropropane	Ave	0.6471	0.5232		0.669	0.827	-19.2	
2-Hexanone	Ave	2.542	1.638	0.1000	2.66	4.14	-35.6	
Chlorodibromomethane	Ave	0.6091	0.4478	0.1000	0.608	0.827	-26.5	
Ethylene Dibromide	Ave	0.5595	0.4550	0.1000	0.673	0.827	-18.7	
Chlorobenzene	Ave	0.9233	0.6842	0.5000	0.613	0.827	-25.9	
1,1,1,2-Tetrachloroethane	Ave	0.4628	0.3160		0.565	0.827	-31.7	
Ethylbenzene	Ave	1.485	1.083	0.1000	0.603	0.827	-27.1	
m-Xylene & p-Xylene	Ave	0.5228	0.3860	0.1000	0.611	0.827	-26.2	
o-Xylene	Ave	0.5064	0.3758	0.3000	0.614	0.827	-25.8	
Styrene	Ave	0.7458	0.5698	0.3000	0.632	0.827	-23.6	
Bromoform	Ave	0.4790	0.3579	0.1000	0.618	0.827	-25.3	
Isopropylbenzene	Ave	2.681	2.094	0.1000	0.646	0.827	-21.9	
Bromobenzene	Ave	0.9001	0.7564		0.695	0.827	-16.0	
1,1,2,2-Tetrachloroethane	Ave	1.189	1.156	0.3000	0.804	0.827	-2.8	
1,2,3-Trichloropropane	Ave	0.2619	0.2457		0.776	0.827	-6.2	
trans-1,4-Dichloro-2-butene	Ave	0.1973	0.2040		0.855	0.827	3.4	
N-Propylbenzene	Ave	0.6639	0.4951		0.617	0.827	-25.4	
2-Chlorotoluene	Ave	0.6360	0.5160		0.671	0.827	-18.9	
1,3,5-Trimethylbenzene	Ave	1.900	1.501		0.654	0.827	-21.0	
4-Chlorotoluene	Ave	0.6429	0.5363		0.690	0.827	-16.6	

FORM VII
GC/MS VOA CONTINUING CALIBRATION DATA

Lab Name: TestAmerica Burlington Job No.: 200-28023-1

SDG No.: 200-28023

Lab Sample ID: CCVL 200-88791/4 Calibration Date: 05/27/2015 12:28

Instrument ID: CHL.i Calib Start Date: 05/20/2015 12:45

GC Column: DB-624 ID: 0.53(mm) Calib End Date: 05/20/2015 15:58

Lab File ID: 13776_04.D Conc. Units: ug/L Heated Purge: (Y/N) N

ANALYTE	CURVE TYPE	AVE RRF	RRF	MIN RRF	CALC AMOUNT	SPIKE AMOUNT	%D	MAX %D
tert-Butylbenzene	Ave	2.062	1.613		0.647	0.827	-21.8	
1,2,4-Trimethylbenzene	Ave	1.841	1.424		0.640	0.827	-22.7	
sec-Butylbenzene	Ave	2.768	2.252		0.673	0.827	-18.6	
1,3-Dichlorobenzene	Ave	1.374	1.265	0.6000	0.762	0.827	-7.9	
4-Isopropyltoluene	Ave	2.114	1.702		0.666	0.827	-19.5	
1,4-Dichlorobenzene	Ave	1.412	1.391	0.5000	0.815	0.827	-1.5	
1,2-Dichlorobenzene	Ave	1.276	1.159	0.4000	0.752	0.827	-9.1	
n-Butylbenzene	Ave	1.865	1.630		0.723	0.827	-12.6	
1,2-Dibromo-3-Chloropropane	Ave	0.2042	0.2798	0.0500	1.13	0.827	37.0	
1,2,4-Trichlorobenzene	Ave	0.8216	1.177	0.2000	1.19	0.827	43.3	
Hexachlorobutadiene	Ave	0.5329	1.037		1.61	0.827	94.6	
Naphthalene	Ave	1.218	2.938		2.00	0.827	141.2	
1,2,3-Trichlorobenzene	Ave	0.7032	1.410		1.66	0.827	100.5	
Dibromofluoromethane (Surr)	Ave	0.4646	0.3302		0.588	0.827	-28.9	
1,2-Dichloroethane-d4 (Surr)	Ave	0.2287	0.1788		0.647	0.827	-21.8	
Toluene-d8 (Surr)	Ave	1.045	0.7488		0.593	0.827	-28.3	
4-Bromofluorobenzene	Ave	1.263	1.157		0.758	0.827	-8.4	

TestAmerica Burlington
Target Compound Quantitation Report

Data File: \\BTV-LIMS1\ChromData\CHL.i\20150527-13776.b\13776_04.D
Lims ID: CCVL
Client ID:
Sample Type: CCVL
Inject. Date: 27-May-2015 12:28:30 ALS Bottle#: 4 Worklist Smp#: 4
Purge Vol: 5.000 mL Dil. Factor: 1.0000
Sample Info: 200-0013776-004
Misc. Info.: 1,5
Operator ID: NEA Instrument ID: CHL.i
Sublist: chrom-8260_L_W_Ver.2*sub6

Method: \\BTV-LIMS1\ChromData\CHL.i\20150527-13776.b\8260_L_W_Ver.2.m
Limit Group: VM_8260C_Limits
Last Update: 02-Jun-2015 15:18:23 Calib Date: 20-May-2015 15:58:30
Integrator: RTE ID Type: Deconvolution ID
Quant Method: Internal Standard Quant By: Initial Calibration
Last ICal File: \\BTV-LIMS1\ChromData\CHL.i\20150520-13688.b\13688_09.D

Column 1 : DB-624 (0.53 mm) Det: MS SCAN
Process Host: XAWRK013

First Level Reviewer: wilburj Date: 02-Jun-2015 15:18:23

	Compound	Sig	RT (min.)	Adj RT (min.)	Dlt RT (min.)	Q	Response	Cal Amt ug/l	OnCol Amt ug/l	Flags
	1 Dichlorodifluoromethane	85	2.628	2.628	0.000	99	43642	0.8272	0.5775	
	2 Chloromethane	50	2.885	2.885	0.000	98	35436	0.8272	0.5962	
	3 Vinyl chloride	62	3.033	3.033	0.000	98	37989	0.8272	0.6254	
	4 Butadiene	54	3.092	3.092	0.000	94	28297	0.8272	0.5947	
	6 Bromomethane	94	3.517	3.517	0.000	98	27339	0.8272	0.6837	
	7 Chloroethane	64	3.685	3.685	0.000	97	21838	0.8272	0.5848	
	8 Dichlorofluoromethane	67	4.001	4.001	0.000	98	71124	0.8272	0.5454	
	9 Trichlorofluoromethane	101	4.090	4.090	0.000	98	56755	0.8272	0.5889	
	10 1,2-Dichloro-1,1,2-trifluo	67	4.574	4.574	0.000	96	76960	0.8272	0.5819	
	11 Ethyl ether	59	4.584	4.584	0.000	58	23224	0.8272	0.6424	
	12 Acrolein	56	4.771	4.771	0.000	57	7608	4.13	5.22	
	13 1,1-Dichloroethene	96	4.949	4.949	0.000	95	32308	0.8272	0.5860	
	14 1,1,2-Trichloro-1,2,2-trif	101	4.959	4.959	0.000	92	55464	0.8272	0.4960	
	15 Acetone	43	5.048	5.048	0.000	86	56504	4.14	2.36	
	16 Iodomethane	142	5.196	5.196	0.000	97	43482	0.8272	0.7271	
	17 Carbon disulfide	76	5.305	5.305	0.000	99	122452	0.8272	0.8027	
	18 3-Chloro-1-propene	41	5.542	5.542	0.000	94	66708	0.8272	0.6229	
	19 Methyl acetate	74	5.601	5.601	0.000	98	22269	4.14	2.56	
	20 Methylene Chloride	84	5.759	5.759	0.000	98	116458	0.8272	0.7636	
*	21 TBA-d9 (IS)	65	5.838	5.838	0.000	97	2137055	500.0	500.0	
	22 2-Methyl-2-propanol	59	5.976	5.976	0.000	96	26200	8.27	6.99	
	23 Acrylonitrile	53	6.154	6.154	0.000	96	86075	8.27	7.53	
	24 trans-1,2-Dichloroethene	96	6.233	6.233	0.000	97	23283	0.8272	0.3976	
	25 Methyl tert-butyl ether	73	6.253	6.253	0.000	96	68345	0.8272	0.6138	
S	26 1,2-Dichloroethene, Total	96				0			1.06	
	27 Hexane	57	6.717	6.717	0.000	95	50511	0.8272	0.5994	
	28 1,1-Dichloroethane	63	6.935	6.935	0.000	98	69413	0.8272	0.5921	
	29 Vinyl acetate	86	7.053	7.053	0.000	100	5170	1.65	1.22	
	30 Isopropyl ether	45	7.093	7.093	0.000	90	124533	0.8272	0.5781	
	31 2-Chloro-1,3-butadiene	53	7.093	7.093	0.000	65	39464	0.8272	0.5557	

Compound	Sig	RT (min.)	Adj RT (min.)	Dlt RT (min.)	Q	Response	Cal Amt ug/l	OnCol Amt ug/l	Flags
32 Tert-butyl ethyl ether	59	7.705	7.705	0.000	96	79955	0.8272	0.5514	
* 33 2-Butanone-d5	46	7.843	7.843	0.000	98	3144510	125.0	125.0	
34 2,2-Dichloropropane	41	7.912	7.912	0.000	42	42113	0.8272	0.7004	M
35 cis-1,2-Dichloroethene	96	7.922	7.922	0.000	90	39304	0.8272	0.6633	
36 2-Butanone (MEK)	72	7.962	7.962	0.000	85	18999	4.14	2.85	
37 Propionitrile	54	8.041	8.041	0.000	92	15981	4.14	4.31	
38 Methacrylonitrile	67	8.317	8.317	0.000	20	9286	0.8272	0.7363	
39 Chlorobromomethane	128	8.327	8.327	0.000	22	25794	0.8272	0.7620	
40 Tetrahydrofuran	42	8.456	8.456	0.000	88	22347	1.65	1.57	M
41 Chloroform	83	8.475	8.475	0.000	96	65101	0.8272	0.6172	
$ 42 Dibromofluoromethane (Surr	113	8.732	8.732	0.000	56	51412	0.8272	0.5879	7
43 1,1,1-Trichloroethane	97	8.792	8.792	0.000	95	45016	0.8272	0.5183	
44 Cyclohexane	56	8.910	8.910	0.000	96	63921	0.8272	0.5870	
45 1,1-Dichloropropene	75	9.078	9.078	0.000	91	48328	0.8272	0.5713	
46 Carbon tetrachloride	117	9.088	9.088	0.000	86	44230	0.8272	0.6064	
47 Isobutyl alcohol	43	9.295	9.295	0.000	86	38126	20.7	20.9	
$ 48 1,2-Dichloroethane-d4 (Sur	65	9.325	9.325	0.000	67	27846	0.8272	0.6469	
49 Benzene	78	9.434	9.434	0.000	97	96229	0.8272	0.5816	
50 1,2-Dichloroethane	62	9.453	9.453	0.000	61	33626	0.8272	0.6453	
51 Tert-amyl methyl ether	73	9.661	9.661	0.000	96	72656	0.8272	0.6106	
* 52 Fluorobenzene	96	9.908	9.908	0.000	97	4706060	25.0	25.0	
53 n-Heptane	43	9.937	9.937	0.000	36	59986	0.8272	0.6286	
54 Trichloroethene	95	10.570	10.570	0.000	97	42545	0.8272	0.6125	
55 Methylcyclohexane	83	10.905	10.905	0.000	84	51347	0.8272	0.5952	
56 1,2-Dichloropropane	63	10.945	10.945	0.000	94	42881	0.8272	0.5980	
* 57 1,4-Dioxane-d8	96	11.103	11.103	0.000	85	188901	500.0	500.0	
58 Dibromomethane	93	11.152	11.152	0.000	97	41139	0.8272	0.7555	
59 Methyl methacrylate	69	11.182	11.182	0.000	97	31749	0.8272	0.7199	
60 1,4-Dioxane	88	11.202	11.202	0.000	36	5713	16.5	14.3	
61 Dichlorobromomethane	83	11.429	11.429	0.000	98	61522	0.8272	0.5824	
62 2-Chloroethyl vinyl ether	63	12.002	12.002	0.000	92	20219	0.8272	0.6949	
63 cis-1,3-Dichloropropene	75	12.249	12.249	0.000	95	54590	0.8272	0.6218	
64 4-Methyl-2-pentanone (MIBK	43	12.525	12.525	0.000	96	206166	4.14	2.90	
$ 65 Toluene-d8 (Surr)	98	12.753	12.753	0.000	98	89036	0.8272	0.5930	
66 Toluene	92	12.871	12.871	0.000	95	62739	0.8272	0.5862	
67 trans-1,3-Dichloropropene	75	13.276	13.276	0.000	99	48326	0.8272	0.7069	
68 Ethyl methacrylate	69	13.483	13.483	0.000	94	33708	0.8272	0.7337	
69 1,1,2-Trichloroethane	83	13.612	13.612	0.000	96	32845	0.8272	0.6587	
70 Tetrachloroethene	166	13.928	13.928	0.000	96	49863	0.8272	0.5856	
71 1,3-Dichloropropane	76	13.948	13.948	0.000	99	62209	0.8272	0.6688	
72 2-Hexanone	43	14.145	14.145	0.000	100	170388	4.14	2.66	
73 Chlorodibromomethane	129	14.402	14.402	0.000	98	53245	0.8272	0.6082	
74 Ethylene Dibromide	107	14.639	14.639	0.000	97	54104	0.8272	0.6727	
* 75 Chlorobenzene-d5	117	15.657	15.657	0.000	89	3593442	25.0	25.0	
76 Chlorobenzene	112	15.726	15.726	0.000	95	81349	0.8272	0.6129	
77 1,1,1,2-Tetrachloroethane	131	15.894	15.894	0.000	94	37575	0.8272	0.5649	
78 Ethylbenzene	91	15.983	15.983	0.000	99	128776	0.8272	0.6033	
79 m-Xylene & p-Xylene	106	16.269	16.269	0.000	97	45897	0.8272	0.6107	
S 80 Xylenes, Total	106				0		1.65	1.22	
81 o-Xylene	106	17.198	17.198	0.000	92	44685	0.8272	0.6139	
82 Styrene	104	17.227	17.227	0.000	93	67750	0.8272	0.6320	
83 Bromoform	173	17.622	17.622	0.000	93	42548	0.8272	0.6180	

Compound	Sig	RT (min.)	Adj RT (min.)	Dlt RT (min.)	Q	Response	Cal Amt ug/l	OnCol Amt ug/l	Flags
84 Isopropylbenzene	105	18.037	18.037	0.000	95	131556	0.8272	0.6461	
$ 85 4-Bromofluorobenzene	95	18.314	18.314	0.000	87	72664	0.8272	0.7576	
86 Bromobenzene	156	18.571	18.571	0.000	98	47518	0.8272	0.6952	
87 1,1,2,2-Tetrachloroethane	83	18.580	18.580	0.000	97	72641	0.8272	0.8044	
88 1,2,3-Trichloropropane	110	18.650	18.650	0.000	31	15432	0.8272	0.7759	
89 trans-1,4-Dichloro-2-buten	53	18.679	18.679	0.000	76	12813	0.8272	0.8552	
90 N-Propylbenzene	120	18.788	18.788	0.000	98	31105	0.8272	0.6169	
91 2-Chlorotoluene	126	18.906	18.906	0.000	97	32417	0.8272	0.6711	
92 1,3,5-Trimethylbenzene	105	19.064	19.064	0.000	75	94300	0.8272	0.6536	
93 4-Chlorotoluene	126	19.064	19.064	0.000	97	33689	0.8272	0.6900	
94 tert-Butylbenzene	119	19.509	19.509	0.000	92	101360	0.8272	0.6472	
95 1,2,4-Trimethylbenzene	105	19.578	19.578	0.000	94	89442	0.8272	0.6396	
96 sec-Butylbenzene	105	19.805	19.805	0.000	99	141493	0.8272	0.6732	
97 1,3-Dichlorobenzene	146	19.934	19.934	0.000	94	79465	0.8272	0.7615	
98 4-Isopropyltoluene	119	19.993	19.993	0.000	95	106922	0.8272	0.6660	
* 99 1,4-Dichlorobenzene-d4	152	20.003	20.003	0.000	98	1898581	25.0	25.0	
100 1,4-Dichlorobenzene	146	20.032	20.032	0.000	92	87362	0.8272	0.8148	
101 n-Butylbenzene	91	20.467	20.467	0.000	99	102378	0.8272	0.7228	
102 1,2-Dichlorobenzene	146	20.467	20.467	0.000	83	72807	0.8272	0.7516	
103 1,2-Dibromo-3-Chloropropan	75	21.257	21.257	0.000	93	17575	0.8272	1.13	
104 1,2,4-Trichlorobenzene	180	22.087	22.087	0.000	94	73970	0.8272	1.19	
105 Hexachlorobutadiene	225	22.265	22.265	0.000	67	65146	0.8272	1.61	
106 Naphthalene	128	22.354	22.354	0.000	98	184555	0.8272	2.00	
107 1,2,3-Trichlorobenzene	180	22.610	22.610	0.000	95	88559	0.8272	1.66	

QC Flag Legend

Processing Flags

7 - Failed Limit of Detection

Review Flags

M - Manually Integrated

Reagents:

8260cal.A_00020	Amount Added:	0.05	Units: uL	
8260cal.Bcorp_00014	Amount Added:	0.05	Units: uL	
8260IScorp._00015	Amount Added:	2.50	Units: uL	Run Reagent

Report Date: 02-Jun-2015 15:18:23 Chrom Revision: 2.2 05-May-2015 11:39:10

TestAmerica Burlington

Data File: \\BTV-LIMS1\ChromData\CHL.i\20150527-13776.b\13776_04.D

Injection Date:	27-May-2015 12:28:30	Instrument ID:	CHL.i	Operator ID:	NEA
Lims ID:	CCVL			Worklist Smp#:	4
Client ID:					
Purge Vol:	5.000 mL	Dil. Factor:	1.0000	ALS Bottle#:	4
Method:	8260_L_W_Ver.2	Limit Group:	VM_8260C_Limits		

Column: DB-624 (0.53 mm)

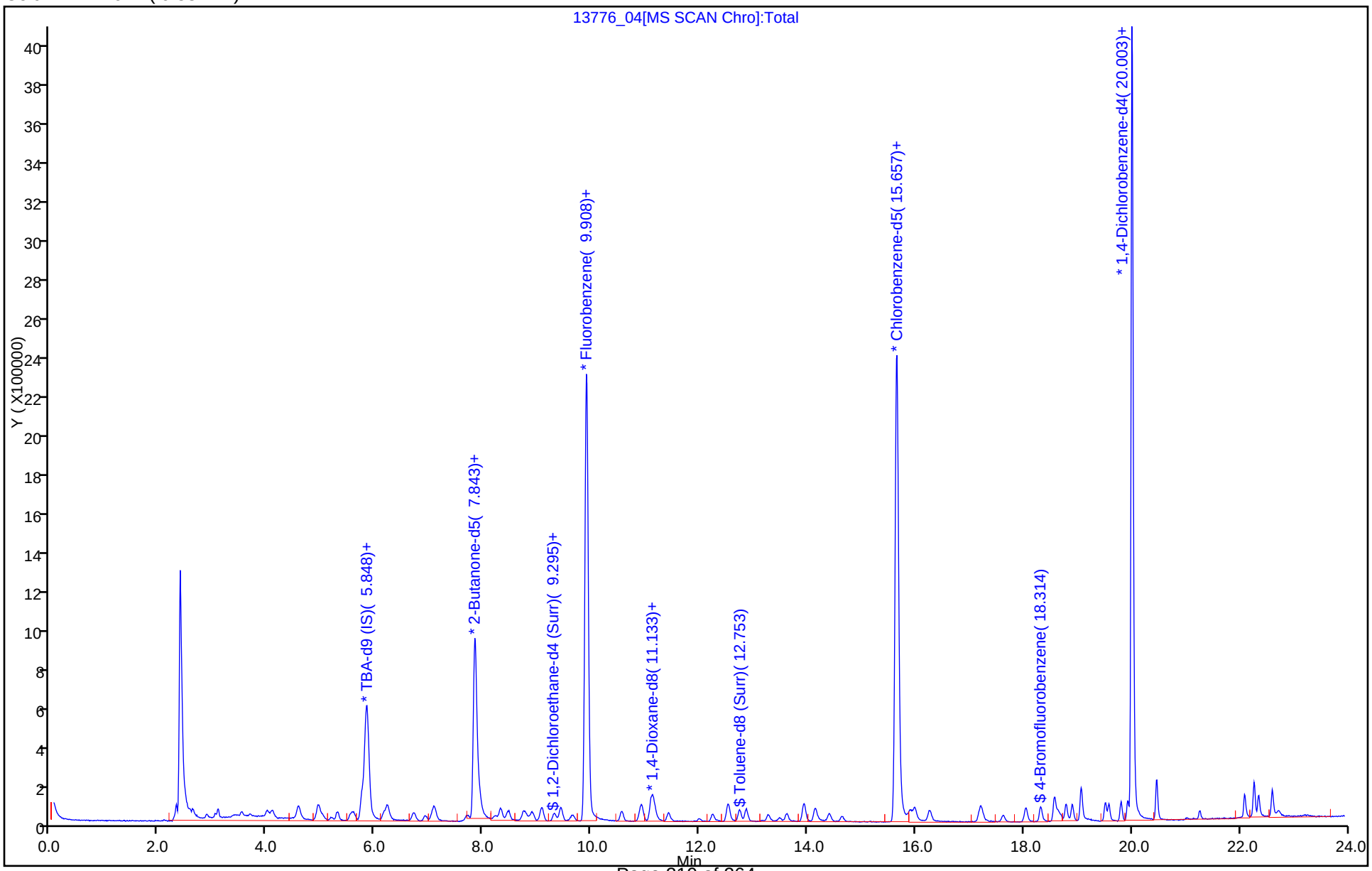

Manual Integration/User Assign Peak Report

TestAmerica Burlington

Data File: \\BTV-LIMS1\ChromData\CHL.i\20150527-13776.b\13776_04.D
Injection Date: 27-May-2015 12:28:30 Instrument ID: CHL.i
Lims ID: CCVL
Client ID:
Operator ID: NEA ALS Bottle#: 4 Worklist Smp#: 4
Purge Vol: 5.000 mL Dil. Factor: 1.0000
Method: 8260_L_W_Ver.2 Limit Group: VM_8260C_Limits
Column: DB-624 (0.53 mm) Detector MS SCAN

34 2,2-Dichloropropane, CAS: 594-20-7

Processing Integration Results

RT: 7.91
Area: 29929
Amount: 0.497768
Amount Units: ug/l

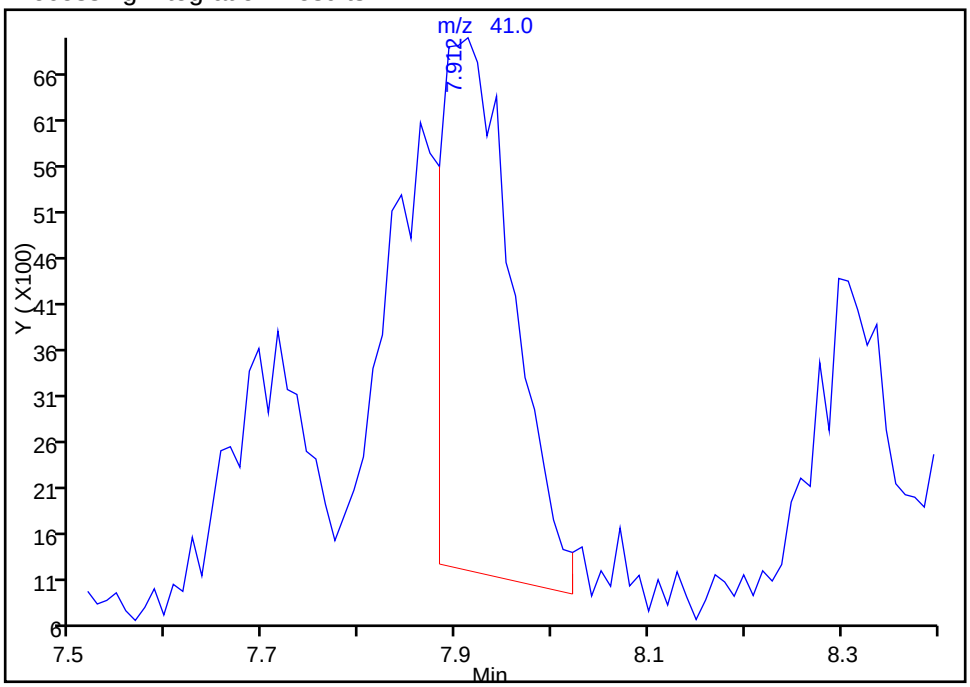

Manual Integration Results

RT: 7.91
Area: 42113
Amount: 0.700408
Amount Units: ug/l

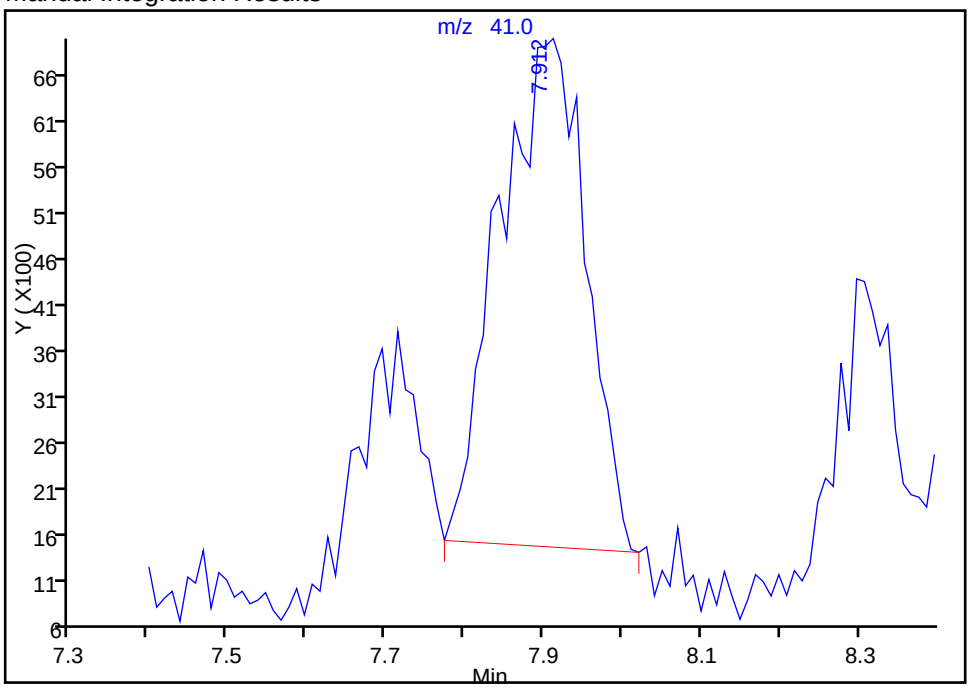

Reviewer: archern, 27-May-2015 13:20:11
Audit Action: Manually Integrated
Audit Reason: Baseline Event

TestAmerica Burlington

Data File: \\BTV-LIMS1\ChromData\CHL.i\20150527-13776.b\13776_04.D
Injection Date: 27-May-2015 12:28:30 Instrument ID: CHL.i
Lims ID: CCVL
Client ID:
Operator ID: NEA ALS Bottle#: 4 Worklist Smp#: 4
Purge Vol: 5.000 mL Dil. Factor: 1.0000
Method: 8260_L_W_Ver.2 Limit Group: VM_8260C_Limits
Column: DB-624 (0.53 mm) Detector MS SCAN

40 Tetrahydrofuran, CAS: 109-99-9

Processing Integration Results

RT: 8.43
Area: 12930
Amount: 0.907057
Amount Units: ug/l

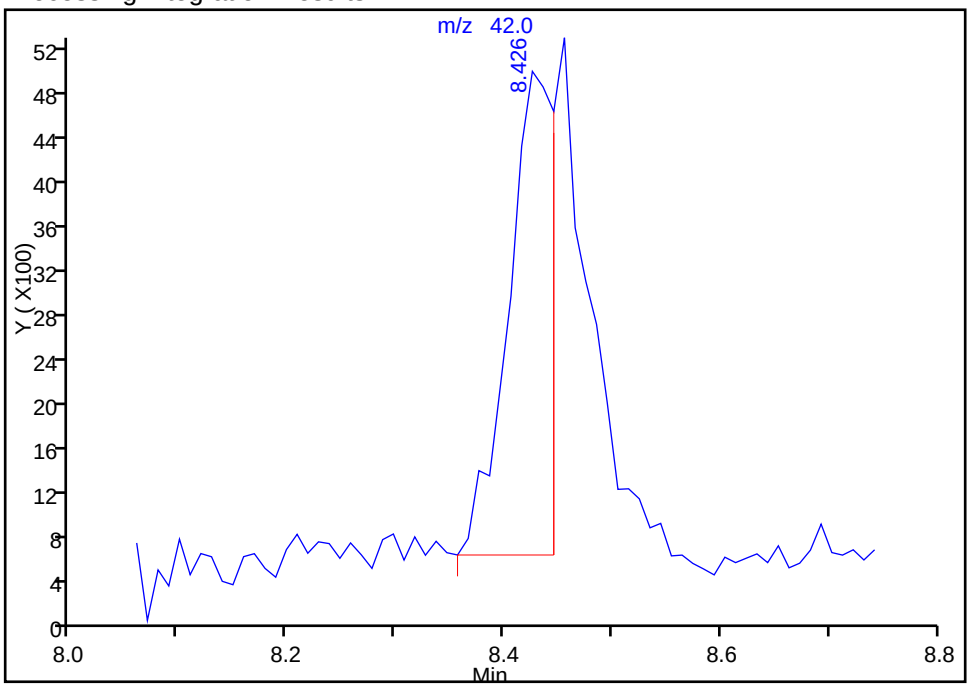

Manual Integration Results

RT: 8.46
Area: 22347
Amount: 1.567672
Amount Units: ug/l

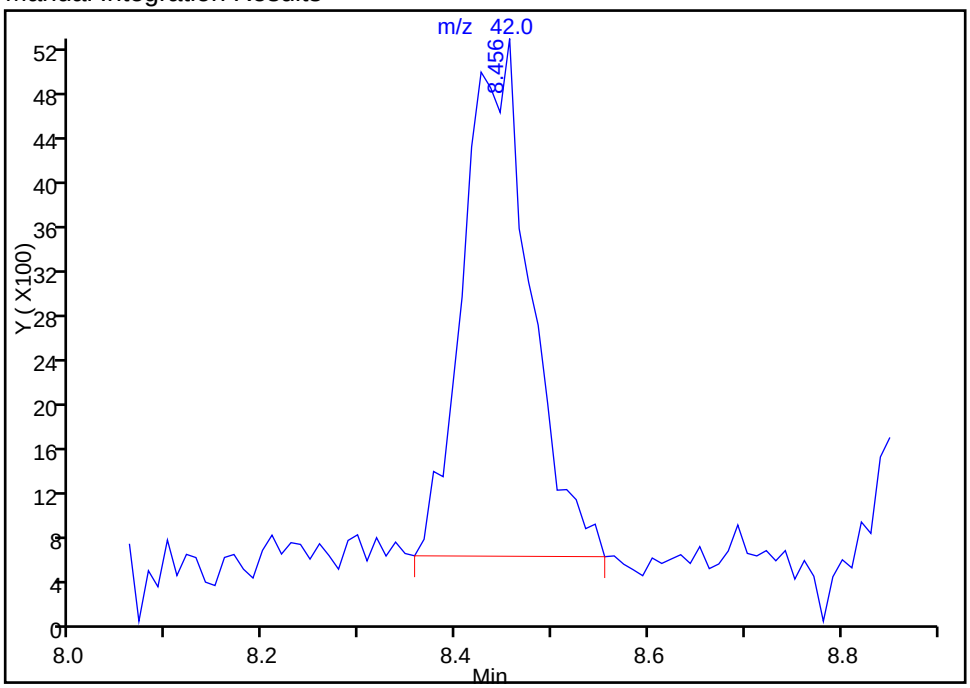

Reviewer: archern, 27-May-2015 13:21:12
Audit Action: Manually Integrated
Audit Reason: Baseline Event

TestAmerica Burlington
Target Compound Quantitation Report

Data File:	\\BTV-LIMS1\ChromData\CHL.i\20150520-13688.b\13688_01.D				
Lims ID:	BFB				
Client ID:					
Sample Type:	BFB				
Inject. Date:	20-May-2015 11:46:30	ALS Bottle#:	1	Worklist Smp#:	1
Injection Vol:	2.0 uL	Dil. Factor:	1.0000		
Sample Info:	200-0013688-001				
Misc. Info.:	1,5				
Operator ID:	JSW	Instrument ID:	CHL.i		
Method:	\\BTV-LIMS1\ChromData\CHL.i\20150520-13688.b\8260_L_W_Ver.2.m				
Limit Group:	VM_8260C_Limits				
Last Update:	21-May-2015 12:44:34	Calib Date:	20-May-2015 15:58:30		
Integrator:	RTE	ID Type:	Deconvolution ID		
Quant Method:	Internal Standard	Quant By:	Initial Calibration		
Last ICal File:	\\BTV-LIMS1\ChromData\CHL.i\20150520-13688.b\13688_09.D				
Column 1 :	DB-624 (0.53 mm)		Det: MS SCAN		
Process Host:	XAWRK015				
First Level Reviewer: wilburj		Date:	20-May-2015 12:17:00		

Compound	Sig	RT (min.)	Adj RT (min.)	Dlt RT (min.)	Q	Response	Cal Amt ug/l	OnCol Amt ug/l	Flags
$ 5 BFB	95	3.544	3.544	0.000	86	1172719	NR	NR	7

QC Flag Legend

Processing Flags
NR - Missing Quant Standard
7 - Failed Limit of Detection

Reagents:

VMBFBw_00016 Amount Added: 2.00 Units: uL

MS Tune Report

TestAmerica Burlington

Data File: \\BTV-LIMS1\ChromData\CHL.i\20150520-13688.b\13688_01.D
Injection Date: 20-May-2015 11:46:30 Instrument ID: CHL.i
Lims ID: BFB
Client ID:
Operator ID: JSW ALS Bottle#: 1 Worklist Smp#: 1
Injection Vol: 2.0 uL Dil. Factor: 1.0000
Method: 8260_L_W_Ver.2 Limit Group: VM_8260C_Limits
Tune Method: BFB Method 8260

$ 5 BFB

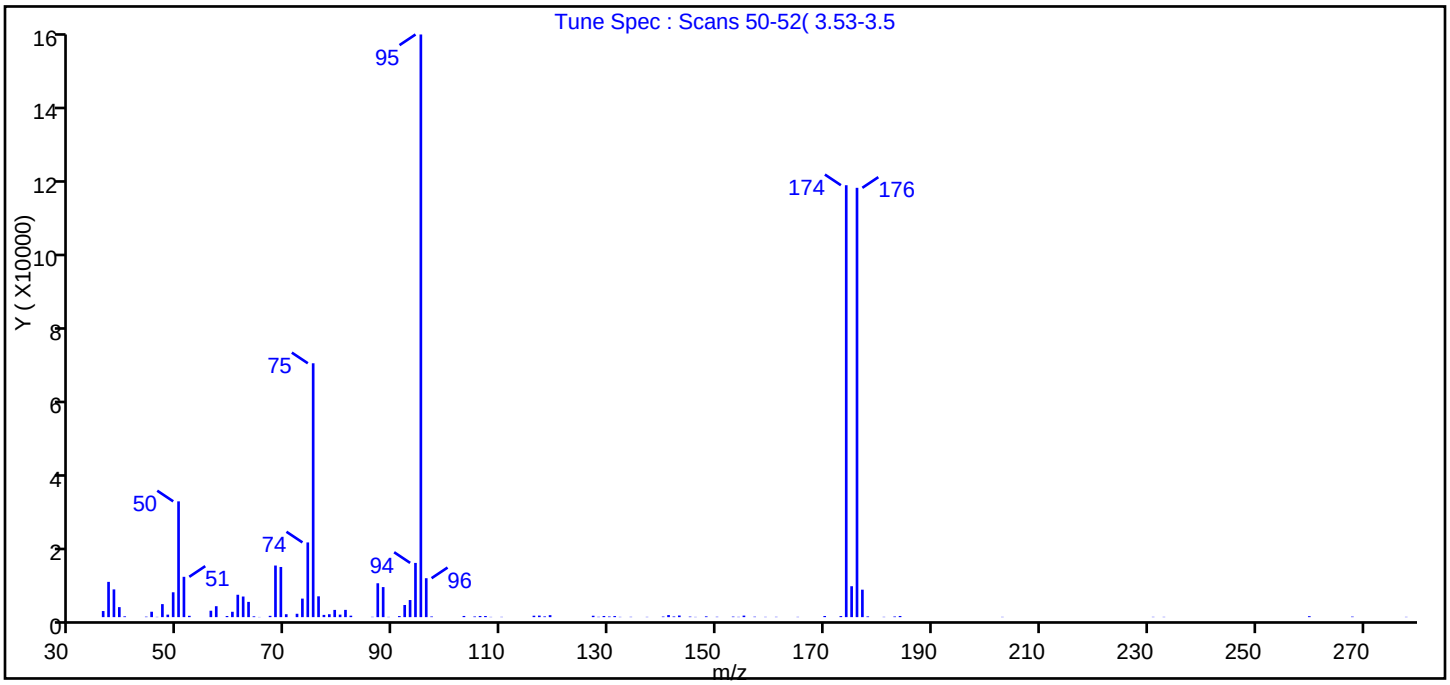

m/z	Ion Abundance Criteria	% Relative Abundance
95	Base peak, 100% relative abundance	100.0
50	15 to 40% of m/z 95	19.9
75	30 to 60% of m/z 95	43.6
96	5 to 9% of m/z 95	6.7
173	Less than 2% of m/z 174	0.2 (0.3)
174	50 to 120% of m/z 95	74.1
175	5 to 9% of m/z 174	5.3 (7.2)
176	Greater than 95% but less than 101% of m/z 174	73.7 (99.4)
177	5 to 9% of m/z 176	4.7 (6.4)

Data File: \\BTV-LIMS1\ChromData\CHL.i\20150520-13688.b\13688_01.D\8260_L_W_Ver.2.rslt\spectra.d
Injection Date: 20-May-2015 11:46:30
Spectrum: Tune Spec : Scans 50-52(3.53-3.5
Base Peak: 95.00
Minimum % Base Peak: 0
Number of Points: 98

m/z	Y	m/z	Y	m/z	Y	m/z	Y
36.00	1629	69.00	13391	105.00	180	153.00	146
37.00	9414	70.00	781	106.00	303	154.00	83
38.00	7406	72.00	903	107.00	305	155.00	409
39.00	2674	73.00	4948	108.00	68	157.00	121
40.00	216	74.00	19944	110.00	77	159.00	79
44.00	129	75.00	67760	116.00	382	161.00	86
45.00	1444	76.00	5559	117.00	416	165.00	77
46.00	74	77.00	599	118.00	203	170.00	304
47.00	3478	78.00	777	119.00	529	173.00	292
48.00	670	79.00	1933	127.00	370	174.00	115288
49.00	6636	80.00	670	128.00	90	175.00	8253
50.00	30904	81.00	1941	129.00	306	176.00	114592
51.00	10765	82.00	394	130.00	172	177.00	7332
52.00	358	86.00	86	131.00	289	178.00	192
56.00	1716	87.00	9044	132.00	75	181.00	81
57.00	2922	88.00	8021	134.00	87	183.00	176
59.00	302	89.00	71	137.00	74	184.00	307
60.00	1434	91.00	282	140.00	156	203.00	72
61.00	5974	92.00	3239	141.00	551	231.00	80
62.00	5505	93.00	4567	142.00	184	233.00	75
63.00	4074	94.00	14477	143.00	435	260.00	253
64.00	217	95.00	155520	145.00	145	268.00	143
65.00	51	96.00	10392	146.00	67	278.00	74
67.00	349	97.00	176	148.00	213		
68.00	13774	103.00	315	150.00	101		

TestAmerica Burlington
Target Compound Quantitation Report

Data File:	\\BTV-LIMS1\ChromData\CHL.i\20150527-13776.b\13776_01.D				
Lims ID:	BFB				
Client ID:					
Sample Type:	BFB				
Inject. Date:	27-May-2015 11:00:30	ALS Bottle#:	1	Worklist Smp#:	1
Injection Vol:	2.0 uL	Dil. Factor:	1.0000		
Sample Info:	200-0013776-001				
Misc. Info.:	1,5				
Operator ID:	NEA	Instrument ID:	CHL.i		
Method:	\\BTV-LIMS1\ChromData\CHL.i\20150527-13776.b\8260_L_W_Ver.2.m				
Limit Group:	VM_8260C_Limits				
Last Update:	29-May-2015 11:22:56	Calib Date:	20-May-2015 15:58:30		
Integrator:	RTE	ID Type:	Deconvolution ID		
Quant Method:	Internal Standard	Quant By:	Initial Calibration		
Last ICal File:	\\BTV-LIMS1\ChromData\CHL.i\20150520-13688.b\13688_09.D				
Column 1 :	DB-624 (0.53 mm)		Det: MS SCAN		
Process Host:	XAWRK030				

Compound	Sig	RT (min.)	Adj RT (min.)	Dlt RT (min.)	Q	Response	Cal Amt ug/l	OnCol Amt ug/l	Flags
$ 5 BFB	95	3.544	3.544	0.000	87	1127735	NR	NR	7

QC Flag Legend

Processing Flags
NR - Missing Quant Standard
7 - Failed Limit of Detection

Reagents:

VMBFBw_00016 Amount Added: 2.00 Units: uL

MS Tune Report

TestAmerica Burlington

Data File: \\BTV-LIMS1\ChromData\CHL.i\20150527-13776.b\13776_01.D
Injection Date: 27-May-2015 11:00:30 Instrument ID: CHL.i
Lims ID: BFB
Client ID:
Operator ID: NEA ALS Bottle#: 1 Worklist Smp#: 1
Injection Vol: 2.0 uL Dil. Factor: 1.0000
Method: 8260_L_W_Ver.2 Limit Group: VM_8260C_Limits
Tune Method: BFB Method 8260

$ 5 BFB

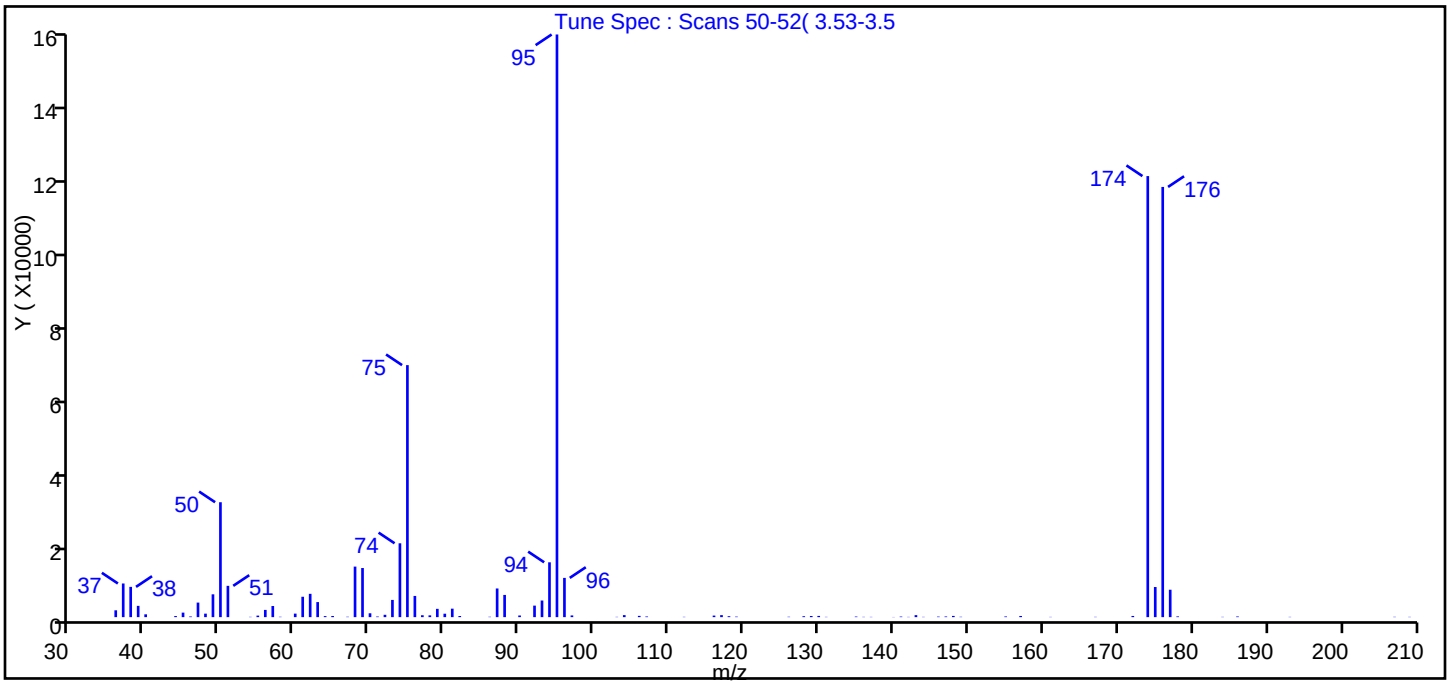

m/z	Ion Abundance Criteria	% Relative Abundance
95	Base peak, 100% relative abundance	100.0
50	15 to 40% of m/z 95	19.7
75	30 to 60% of m/z 95	43.3
96	5 to 9% of m/z 95	6.7
173	Less than 2% of m/z 174	0.0 (0.0)
174	50 to 120% of m/z 95	75.7
175	5 to 9% of m/z 174	5.2 (6.8)
176	Greater than 95% but less than 101% of m/z 174	73.8 (97.5)
177	5 to 9% of m/z 176	4.7 (6.4)

Data File: \\BTV-LIMS1\ChromData\CHL.i\20150527-13776.b\13776_01.D\8260_L_W_Ver.2.rslt\spectra.d
Injection Date: 27-May-2015 11:00:30
Spectrum: Tune Spec : Scans 50-52(3.53-3.5
Base Peak: 95.00
Minimum % Base Peak: 0
Number of Points: 91

m/z	Y	m/z	Y	m/z	Y	m/z	Y
36.00	1822	65.00	307	94.00	14595	142.00	68
37.00	8958	67.00	104	95.00	155072	143.00	530
38.00	8057	68.00	13452	96.00	10447	144.00	75
39.00	3003	69.00	13073	97.00	455	146.00	142
40.00	752	70.00	1030	103.00	76	147.00	176
44.00	291	71.00	162	104.00	536	148.00	324
45.00	1204	72.00	624	106.00	339	149.00	97
46.00	180	73.00	4584	107.00	175	155.00	181
47.00	3873	74.00	19656	112.00	78	157.00	312
48.00	930	75.00	67072	116.00	413	161.00	67
49.00	6077	76.00	5643	117.00	534	167.00	78
50.00	30584	77.00	505	118.00	247	172.00	315
51.00	8332	78.00	472	119.00	139	174.00	117384
54.00	78	79.00	2208	126.00	104	175.00	8018
55.00	406	80.00	916	128.00	241	176.00	114496
56.00	1927	81.00	2258	129.00	304	177.00	7298
57.00	2962	82.00	299	130.00	325	178.00	196
58.00	98	86.00	98	131.00	74	184.00	74
60.00	938	87.00	7631	135.00	157	186.00	176
61.00	5425	88.00	5910	136.00	77	193.00	72
62.00	6207	90.00	436	137.00	69	207.00	85
63.00	4008	92.00	3066	140.00	46	209.00	74
64.00	277	93.00	4427	141.00	153		

FORM I
GC/MS VOA ORGANICS ANALYSIS DATA SHEET

Lab Name: TestAmerica Burlington Job No.: 200-28023-1

SDG No.: 200-28023

Client Sample ID: Lab Sample ID: MB 200-88791/5

Matrix: Water Lab File ID: 13776_05.D

Analysis Method: 8260C Date Collected:

Sample wt/vol: 5(mL) Date Analyzed: 05/27/2015 13:02

Soil Aliquot Vol: Dilution Factor: 1

Soil Extract Vol.: GC Column: DB-624 ID: 0.53(mm)

% Moisture: Level: (low/med) Low

Analysis Batch No.: 88791 Units: ug/L

CAS NO.	COMPOUND NAME	RESULT	Q	LOQ	LOD	DL
75-71-8	Dichlorodifluoromethane	0.40	U	1.0	0.40	0.27
74-87-3	Chloromethane	0.40	U	1.0	0.40	0.34
75-01-4	Vinyl chloride	0.40	U	1.0	0.40	0.23
74-83-9	Bromomethane	0.40	U	1.0	0.40	0.34
75-00-3	Chloroethane	0.40	U	1.0	0.40	0.37
75-69-4	Trichlorofluoromethane	0.40	U	1.0	0.40	0.30
75-35-4	1,1-Dichloroethene	0.40	U	1.0	0.40	0.19
76-13-1	1,1,2-Trichloro-1,2,2-trifluoroethane	0.40	U	1.0	0.40	0.24
67-64-1	Acetone	1.9	U	5.0	1.9	1.7
74-88-4	Iodomethane	0.40	U	1.0	0.40	0.23
75-15-0	Carbon disulfide	0.40	U	1.0	0.40	0.21
79-20-9	Methyl acetate	1.9	U	5.0	1.9	0.87
75-09-2	Methylene Chloride	0.251	J	1.0	0.40	0.23
156-60-5	trans-1,2-Dichloroethene	0.40	U	1.0	0.40	0.23
540-59-0	1,2-Dichloroethene, Total	0.40	U	2.0	0.40	0.22
1634-04-4	Methyl tert-butyl ether	0.40	U	1.0	0.40	0.21
75-34-3	1,1-Dichloroethane	0.40	U	1.0	0.40	0.21
108-05-4	Vinyl acetate	0.80	U	5.0	0.80	0.53
594-20-7	2,2-Dichloropropane	0.80	U	1.0	0.80	0.47
156-59-2	cis-1,2-Dichloroethene	0.40	U	1.0	0.40	0.22
78-93-3	2-Butanone (MEK)	1.9	U	5.0	1.9	1.3
74-97-5	Chlorobromomethane	0.40	U	1.0	0.40	0.26
109-99-9	Tetrahydrofuran	1.6	U	2.0	1.6	0.94
67-66-3	Chloroform	0.40	U	1.0	0.40	0.20
71-55-6	1,1,1-Trichloroethane	0.40	U	1.0	0.40	0.20
110-82-7	Cyclohexane	0.40	U	1.0	0.40	0.22
563-58-6	1,1-Dichloropropene	0.40	U	1.0	0.40	0.19
56-23-5	Carbon tetrachloride	0.40	U	1.0	0.40	0.22
78-83-1	Isobutyl alcohol	9.7	U	50	9.7	9.0
71-43-2	Benzene	0.40	U	1.0	0.40	0.19
107-06-2	1,2-Dichloroethane	0.40	U	1.0	0.40	0.19
79-01-6	Trichloroethene	0.40	U	1.0	0.40	0.18
108-87-2	Methylcyclohexane	0.40	U	1.0	0.40	0.20
78-87-5	1,2-Dichloropropane	0.40	U	1.0	0.40	0.24
74-95-3	Dibromomethane	0.40	U	1.0	0.40	0.24

FORM I
GC/MS VOA ORGANICS ANALYSIS DATA SHEET

Lab Name: TestAmerica Burlington Job No.: 200-28023-1

SDG No.: 200-28023

Client Sample ID: Lab Sample ID: MB 200-88791/5

Matrix: Water Lab File ID: 13776_05.D

Analysis Method: 8260C Date Collected:

Sample wt/vol: 5(mL) Date Analyzed: 05/27/2015 13:02

Soil Aliquot Vol: Dilution Factor: 1

Soil Extract Vol.: GC Column: DB-624 ID: 0.53(mm)

% Moisture: Level: (low/med) Low

Analysis Batch No.: 88791 Units: ug/L

CAS NO.	COMPOUND NAME	RESULT	Q	LOQ	LOD	DL
123-91-1	1,4-Dioxane	16	U	40	16	6.2
75-27-4	Dichlorobromomethane	0.40	U	1.0	0.40	0.20
110-75-8	2-Chloroethyl vinyl ether	0.40	U	1.0	0.40	0.18
10061-01-5	cis-1,3-Dichloropropene	0.40	U	1.0	0.40	0.22
108-10-1	4-Methyl-2-pentanone (MIBK)	1.9	U	5.0	1.9	0.82
108-88-3	Toluene	0.40	U	1.0	0.40	0.22
10061-02-6	trans-1,3-Dichloropropene	0.40	U	1.0	0.40	0.26
79-00-5	1,1,2-Trichloroethane	0.40	U	1.0	0.40	0.24
127-18-4	Tetrachloroethene	0.40	U	1.0	0.40	0.22
142-28-9	1,3-Dichloropropane	0.40	U	1.0	0.40	0.20
591-78-6	2-Hexanone	1.9	U	5.0	1.9	1.2
124-48-1	Chlorodibromomethane	0.40	U	1.0	0.40	0.22
106-93-4	Ethylene Dibromide	0.40	U	1.0	0.40	0.22
108-90-7	Chlorobenzene	0.40	U	1.0	0.40	0.18
630-20-6	1,1,1,2-Tetrachloroethane	0.40	U	1.0	0.40	0.20
100-41-4	Ethylbenzene	0.40	U	1.0	0.40	0.20
179601-23-1	m-Xylene & p-Xylene	0.40	U	1.0	0.40	0.21
95-47-6	o-Xylene	0.40	U	1.0	0.40	0.23
1330-20-7	Xylenes, Total	0.40	U	2.0	0.40	0.21
100-42-5	Styrene	0.40	U	1.0	0.40	0.26
75-25-2	Bromoform	0.40	U	1.0	0.40	0.23
98-82-8	Isopropylbenzene	0.40	U	1.0	0.40	0.22
108-86-1	Bromobenzene	0.40	U	1.0	0.40	0.21
79-34-5	1,1,2,2-Tetrachloroethane	0.40	U	1.0	0.40	0.27
96-18-4	1,2,3-Trichloropropane	0.40	U	1.0	0.40	0.29
103-65-1	N-Propylbenzene	0.40	U	1.0	0.40	0.19
95-49-8	2-Chlorotoluene	0.40	U	1.0	0.40	0.23
106-43-4	4-Chlorotoluene	0.40	U	1.0	0.40	0.26
108-67-8	1,3,5-Trimethylbenzene	0.40	U	1.0	0.40	0.22
98-06-6	tert-Butylbenzene	0.40	U	1.0	0.40	0.20
95-63-6	1,2,4-Trimethylbenzene	0.40	U	1.0	0.40	0.21
135-98-8	sec-Butylbenzene	0.40	U	1.0	0.40	0.21
99-87-6	4-Isopropyltoluene	0.40	U	1.0	0.40	0.22
541-73-1	1,3-Dichlorobenzene	0.40	U	1.0	0.40	0.20
106-46-7	1,4-Dichlorobenzene	0.40	U	1.0	0.40	0.26
95-50-1	1,2-Dichlorobenzene	0.40	U	1.0	0.40	0.23

FORM I
GC/MS VOA ORGANICS ANALYSIS DATA SHEET

Lab Name: TestAmerica Burlington Job No.: 200-28023-1

SDG No.: 200-28023

Client Sample ID: Lab Sample ID: MB 200-88791/5

Matrix: Water Lab File ID: 13776_05.D

Analysis Method: 8260C Date Collected:

Sample wt/vol: 5(mL) Date Analyzed: 05/27/2015 13:02

Soil Aliquot Vol: Dilution Factor: 1

Soil Extract Vol.: GC Column: DB-624 ID: 0.53(mm)

% Moisture: Level: (low/med) Low

Analysis Batch No.: 88791 Units: ug/L

CAS NO.	COMPOUND NAME	RESULT	Q	LOQ	LOD	DL
104-51-8	n-Butylbenzene	0.40	U	1.0	0.40	0.20
96-12-8	1,2-Dibromo-3-Chloropropane	0.40	U	1.0	0.40	0.24
120-82-1	1,2,4-Trichlorobenzene	0.40	U	1.0	0.40	0.21
87-68-3	Hexachlorobutadiene	0.40	U	1.0	0.40	0.29
91-20-3	Naphthalene	0.430	J	1.0	0.40	0.31
87-61-6	1,2,3-Trichlorobenzene	0.294	J	1.0	0.40	0.26

CAS NO.	SURROGATE	%REC	Q	LIMITS
17060-07-0	1,2-Dichloroethane-d4 (Surr)	106		80-120
2037-26-5	Toluene-d8 (Surr)	106		80-120
460-00-4	4-Bromofluorobenzene	106		80-125
1868-53-7	Dibromofluoromethane (Surr)	109		50-150

TestAmerica Burlington
Target Compound Quantitation Report

Data File: \\BTV-LIMS1\ChromData\CHL.i\20150527-13776.b\13776_05.D
Lims ID: MB
Client ID:
Sample Type: MB
Inject. Date: 27-May-2015 13:02:30 ALS Bottle#: 5 Worklist Smp#: 5
Purge Vol: 5.000 mL Dil. Factor: 1.0000
Sample Info: 200-0013776-005
Misc. Info.: 1,5
Operator ID: NEA Instrument ID: CHL.i

Method: \\BTV-LIMS1\ChromData\CHL.i\20150527-13776.b\8260_L_W_Ver.2.m
Limit Group: VM_8260C_Limits
Last Update: 02-Jun-2015 15:57:56 Calib Date: 20-May-2015 15:58:30
Integrator: RTE ID Type: Deconvolution ID
Quant Method: Internal Standard Quant By: Initial Calibration
Last ICal File: \\BTV-LIMS1\ChromData\CHL.i\20150520-13688.b\13688_09.D

Column 1 : DB-624 (0.53 mm) Det: MS SCAN
Process Host: XAWRK013

First Level Reviewer: archern Date: 27-May-2015 13:49:42

	Compound	Sig	RT (min.)	Adj RT (min.)	Dlt RT (min.)	Q	Response	Cal Amt ug/l	OnCol Amt ug/l	Flags
	1 Dichlorodifluoromethane	85		2.628					ND	
	2 Chloromethane	50		2.885					ND	
	3 Vinyl chloride	62		3.033					ND	
	4 Butadiene	54		3.092					ND	
	6 Bromomethane	94		3.517					ND	
	7 Chloroethane	64		3.685					ND	
	8 Dichlorofluoromethane	67		4.001					ND	
	9 Trichlorofluoromethane	101		4.090					ND	
	10 1,2-Dichloro-1,1,2-trifluo	67		4.574					ND	
	11 Ethyl ether	59	4.613	4.584	0.029	71	3791		0.1052	
	12 Acrolein	56		4.771					ND	
	13 1,1-Dichloroethene	96		4.949					ND	
	14 1,1,2-Trichloro-1,2,2-trif	101		4.959					ND	
	15 Acetone	43	5.067	5.048	0.019	88	9588		0.3968	
	16 Iodomethane	142	5.225	5.196	0.029	94	8769		0.1472	
	17 Carbon disulfide	76	5.334	5.305	0.029	99	26345		0.1733	
	18 3-Chloro-1-propene	41		5.542					ND	
	19 Methyl acetate	74		5.601					ND	
	20 Methylene Chloride	84	5.779	5.759	0.020	98	87526		0.2508	
*	21 TBA-d9 (IS)	65	5.877	5.838	0.039	97	2238174	500.0	500.0	
	22 2-Methyl-2-propanol	59		5.976					ND	
	23 Acrylonitrile	53		6.154					ND	
	24 trans-1,2-Dichloroethene	96		6.233					ND	
	25 Methyl tert-butyl ether	73		6.253					ND	
S	26 1,2-Dichloroethene, Total	96		6.390					ND	
	27 Hexane	57		6.717					ND	
	28 1,1-Dichloroethane	63		6.935					ND	
	29 Vinyl acetate	86		7.053					ND	
	30 Isopropyl ether	45		7.093					ND	
	31 2-Chloro-1,3-butadiene	53		7.093					ND	
	32 Tert-butyl ethyl ether	59		7.705					ND	

Compound	Sig	RT (min.)	Adj RT (min.)	Dlt RT (min.)	Q	Response	Cal Amt ug/l	OnCol Amt ug/l	Flags
* 33 2-Butanone-d5	46	7.863	7.843	0.020	98	3172010	125.0	125.0	
34 2,2-Dichloropropane	41		7.912					ND	
35 cis-1,2-Dichloroethene	96		7.922					ND	
36 2-Butanone (MEK)	72		7.962					ND	
37 Propionitrile	54		8.041					ND	
38 Methacrylonitrile	67		8.317					ND	
39 Chlorobromomethane	128		8.327					ND	
40 Tetrahydrofuran	42		8.456					ND	
41 Chloroform	83		8.475					ND	
$ 42 Dibromofluoromethane (Surr	113	8.752	8.732	0.020	22	2371531	25.0	27.2	7
43 1,1,1-Trichloroethane	97		8.792					ND	
44 Cyclohexane	56		8.910					ND	
45 1,1-Dichloropropene	75		9.078					ND	
46 Carbon tetrachloride	117		9.088					ND	
47 Isobutyl alcohol	43		9.295					ND	
$ 48 1,2-Dichloroethane-d4 (Sur	65	9.325	9.325	0.000	80	1136298	25.0	26.5	
49 Benzene	78		9.434					ND	
50 1,2-Dichloroethane	62		9.453					ND	
51 Tert-amyl methyl ether	73		9.661					ND	
* 52 Fluorobenzene	96	9.927	9.908	0.019	98	4688612	25.0	25.0	
53 n-Heptane	43		9.937					ND	
54 Trichloroethene	95		10.570					ND	
55 Methylcyclohexane	83		10.905					ND	
56 1,2-Dichloropropane	63		10.945					ND	
* 57 1,4-Dioxane-d8	96	11.113	11.103	0.009	28	199728	500.0	500.0	
58 Dibromomethane	93		11.152					ND	
59 Methyl methacrylate	69		11.182					ND	
60 1,4-Dioxane	88		11.202					ND	
61 Dichlorobromomethane	83		11.429					ND	
62 2-Chloroethyl vinyl ether	63		12.002					ND	
63 cis-1,3-Dichloropropene	75		12.249					ND	
64 4-Methyl-2-pentanone (MIBK	43	12.565	12.525	0.040	26	9627		0.1341	
$ 65 Toluene-d8 (Surr)	98	12.742	12.753	-0.011	99	4010487	25.0	26.5	
66 Toluene	92	12.871	12.871	0.000	72	4727		0.0438	7
67 trans-1,3-Dichloropropene	75		13.276					ND	
68 Ethyl methacrylate	69		13.483					ND	
69 1,1,2-Trichloroethane	83		13.612					ND	
70 Tetrachloroethene	166		13.928					ND	
71 1,3-Dichloropropane	76		13.948					ND	
72 2-Hexanone	43		14.145					ND	
73 Chlorodibromomethane	129		14.402					ND	
74 Ethylene Dibromide	107		14.639					ND	
* 75 Chlorobenzene-d5	117	15.656	15.657	-0.001	88	3626431	25.0	25.0	
76 Chlorobenzene	112		15.726					ND	
77 1,1,1,2-Tetrachloroethane	131		15.894					ND	
78 Ethylbenzene	91		15.983					ND	
79 m-Xylene & p-Xylene	106		16.269					ND	
S 80 Xylenes, Total	106		16.620					ND	
81 o-Xylene	106		17.198					ND	
82 Styrene	104		17.227					ND	
83 Bromoform	173		17.622					ND	
84 Isopropylbenzene	105	18.057	18.037	0.020	83	7127		0.0347	7

Compound	Sig	RT (min.)	Adj RT (min.)	Dlt RT (min.)	Q	Response	Cal Amt ug/l	OnCol Amt ug/l	Flags
$ 85 4-Bromofluorobenzene	95	18.313	18.314	-0.001	88	2567556	25.0	26.6	
86 Bromobenzene	156	18.580	18.571	0.010	89	5054		0.0733	7
87 1,1,2,2-Tetrachloroethane	83		18.580					ND	
88 1,2,3-Trichloropropane	110		18.650					ND	
89 trans-1,4-Dichloro-2-buten	53		18.679					ND	
90 N-Propylbenzene	120	18.797	18.788	0.009	95	1632		0.0321	7
91 2-Chlorotoluene	126		18.906					ND	
92 1,3,5-Trimethylbenzene	105	19.074	19.064	0.010	64	7607		0.0523	7
93 4-Chlorotoluene	126		19.064					ND	
94 tert-Butylbenzene	119	19.528	19.509	0.019	88	7203		0.0456	7
95 1,2,4-Trimethylbenzene	105	19.588	19.578	0.010	89	9336		0.0662	7
96 sec-Butylbenzene	105	19.815	19.805	0.010	94	13983		0.0660	7
97 1,3-Dichlorobenzene	146	19.943	19.934	0.009	91	10237		0.0973	7
98 4-Isopropyltoluene	119		19.993					ND	
* 99 1,4-Dichlorobenzene-d4	152	20.012	20.003	0.009	97	1913974	25.0	25.0	
100 1,4-Dichlorobenzene	146		20.032					ND	
101 n-Butylbenzene	91	20.467	20.467	0.000	97	13279		0.0930	7
102 1,2-Dichlorobenzene	146	20.467	20.467	0.000	85	8773		0.0898	7
103 1,2-Dibromo-3-Chloropropan	75		21.257					ND	
104 1,2,4-Trichlorobenzene	180	22.106	22.087	0.019	87	11525		0.1832	
105 Hexachlorobutadiene	225	22.284	22.265	0.019	66	11105		0.2722	
106 Naphthalene	128	22.363	22.354	0.009	98	40139		0.4304	
107 1,2,3-Trichlorobenzene	180	22.610	22.610	0.000	90	15844		0.2943	
108 1,3-Dichloropropene, Total	1		0.000					ND	

QC Flag Legend

Processing Flags

7 - Failed Limit of Detection

Reagents:

8260SScorp_00013	Amount Added:	2.50	Units: uL	
8260IScorp._00015	Amount Added:	2.50	Units: uL	Run Reagent

Report Date: 02-Jun-2015 15:57:57 Chrom Revision: 2.2 05-May-2015 11:39:10

TestAmerica Burlington

Data File: \\BTV-LIMS1\ChromData\CHL.i\20150527-13776.b\13776_05.D

Injection Date:	27-May-2015 13:02:30	Instrument ID:	CHL.i	Operator ID:	NEA
Lims ID:	MB			Worklist Smp#:	5
Client ID:					
Purge Vol:	5.000 mL	Dil. Factor:	1.0000	ALS Bottle#:	5
Method:	8260_L_W_Ver.2	Limit Group:	VM_8260C_Limits		

Column: DB-624 (0.53 mm)

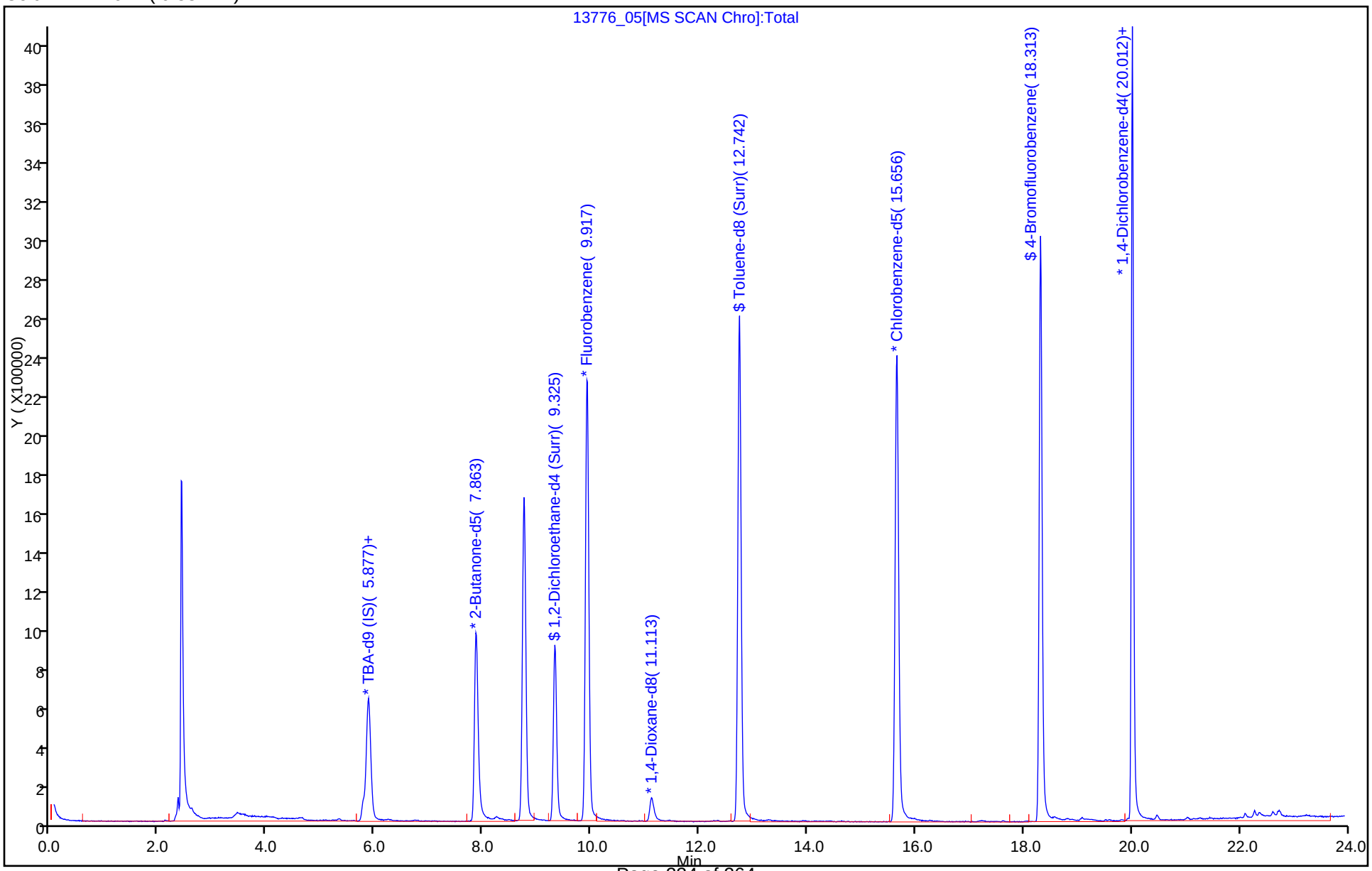

Report Date: 02-Jun-2015 15:57:58 Chrom Revision: 2.2 05-May-2015 11:39:10

TestAmerica Burlington

Data File: \\BTV-LIMS1\ChromData\CHL.i\20150527-13776.b\13776_05.D

Injection Date: 27-May-2015 13:02:30 Instrument ID: CHL.i

Lims ID: MB

Client ID:

Operator ID: NEA ALS Bottle#: 5 Worklist Smp#: 5

Purge Vol: 5.000 mL Dil. Factor: 1.0000

Method: 8260_L_W_Ver.2 Limit Group: VM_8260C_Limits

Column: DB-624 (0.53 mm) Detector MS SCAN

20 Methylene Chloride, CAS: 75-09-2

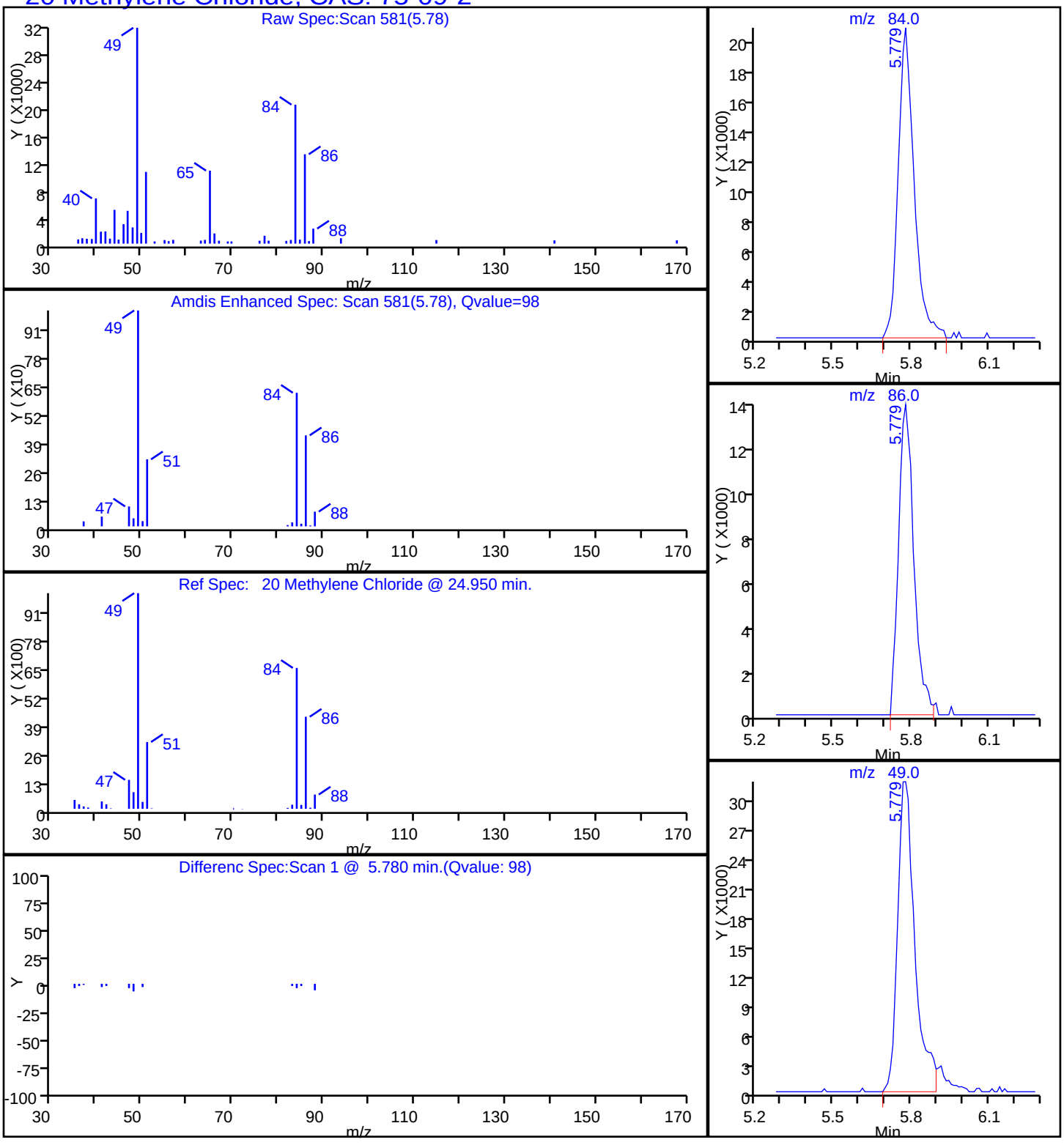

Report Date: 02-Jun-2015 15:57:58 Chrom Revision: 2.2 05-May-2015 11:39:10

TestAmerica Burlington

Data File: \\BTV-LIMS1\ChromData\CHL.i\20150527-13776.b\13776_05.D

Injection Date: 27-May-2015 13:02:30 Instrument ID: CHL.i

Lims ID: MB

Client ID:

Operator ID: NEA ALS Bottle#: 5 Worklist Smp#: 5

Purge Vol: 5.000 mL Dil. Factor: 1.0000

Method: 8260_L_W_Ver.2 Limit Group: VM_8260C_Limits

Column: DB-624 (0.53 mm) Detector MS SCAN

106 Naphthalene, CAS: 91-20-3

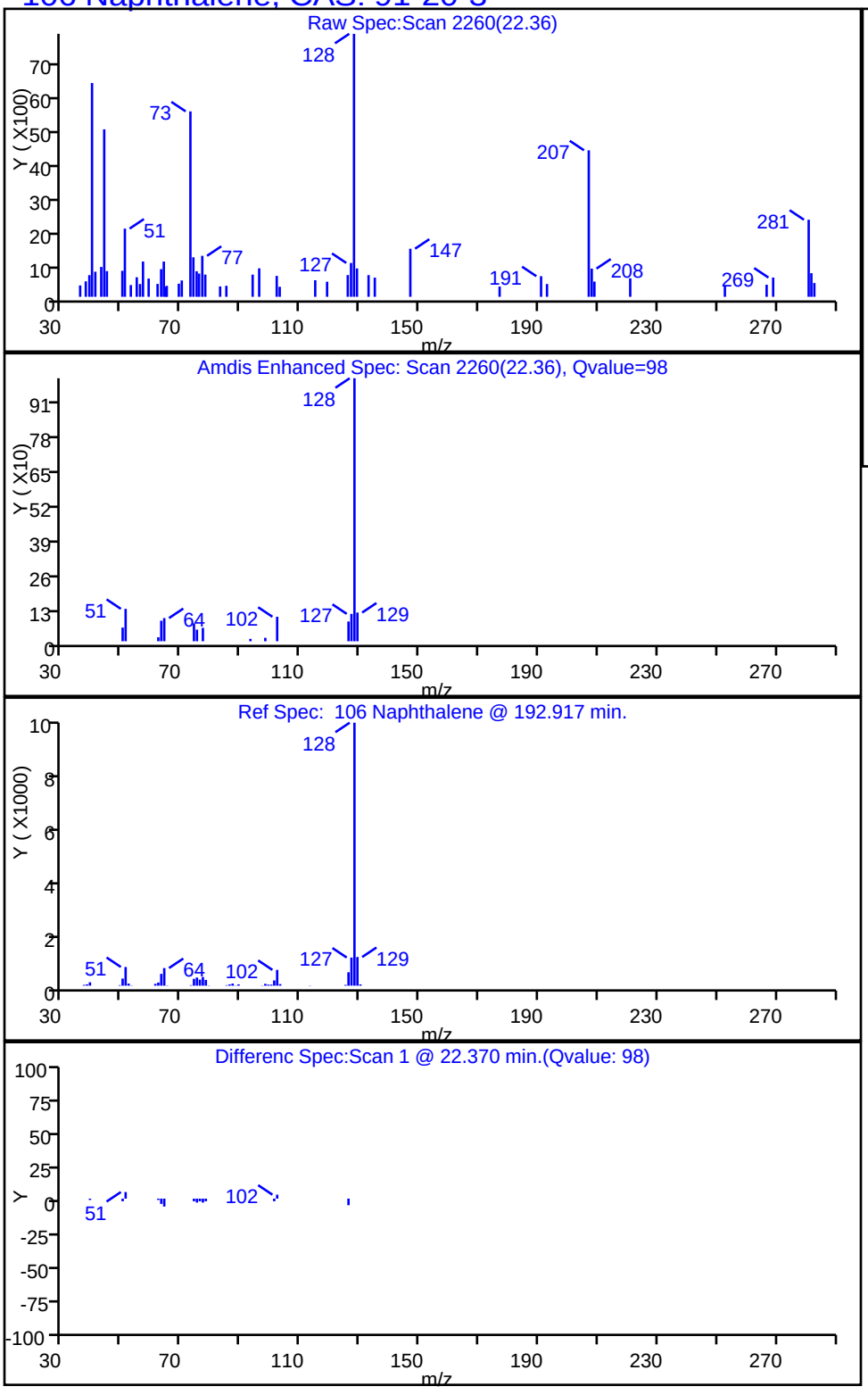

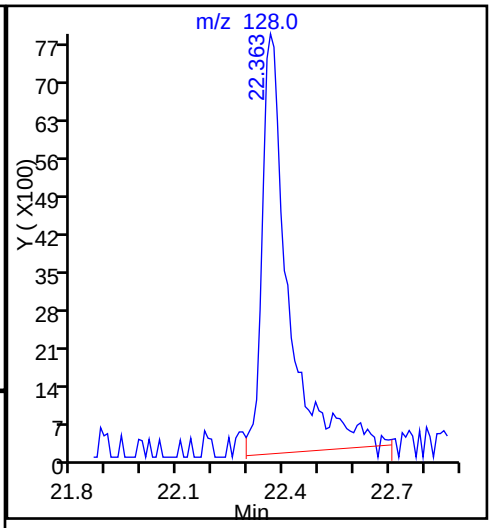

Report Date: 02-Jun-2015 15:57:58 Chrom Revision: 2.2 05-May-2015 11:39:10

TestAmerica Burlington

Data File: \\BTV-LIMS1\ChromData\CHL.i\20150527-13776.b\13776_05.D

Injection Date: 27-May-2015 13:02:30 Instrument ID: CHL.i

Lims ID: MB

Client ID:

Operator ID: NEA ALS Bottle#: 5 Worklist Smp#: 5

Purge Vol: 5.000 mL Dil. Factor: 1.0000

Method: 8260_L_W_Ver.2 Limit Group: VM_8260C_Limits

Column: DB-624 (0.53 mm) Detector MS SCAN

107 1,2,3-Trichlorobenzene, CAS: 87-61-6

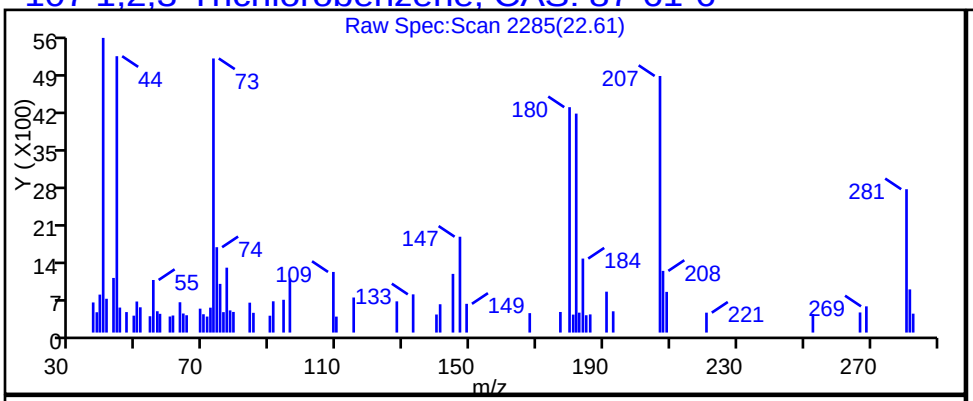

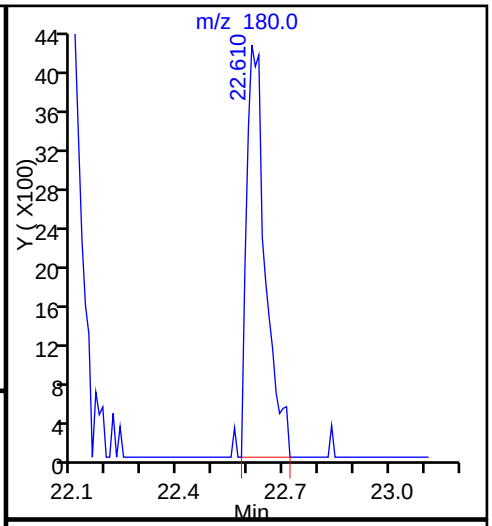

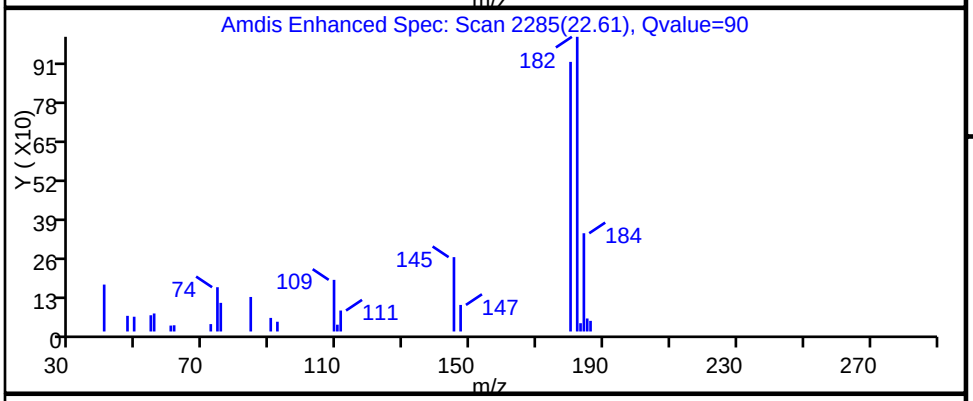

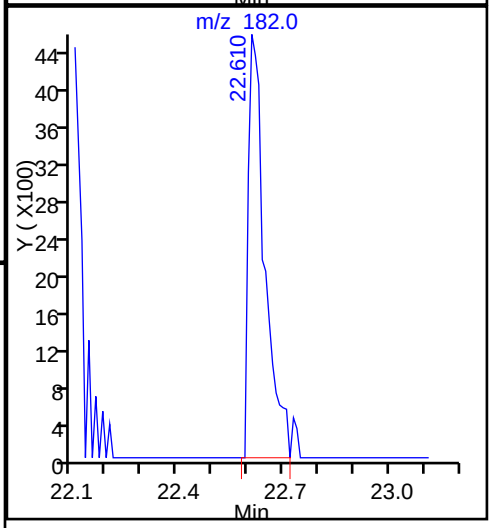

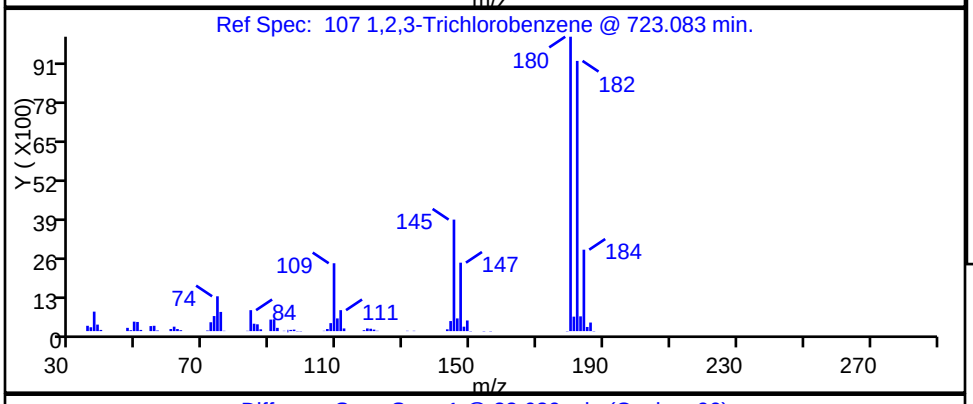

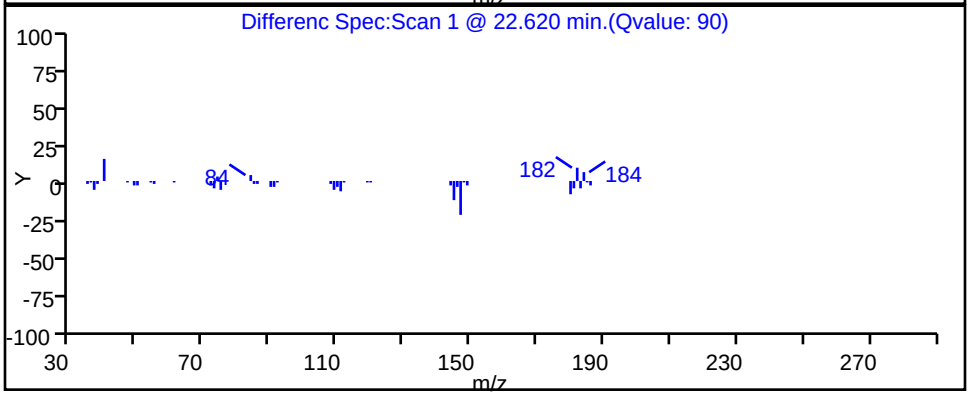

FORM I
GC/MS VOA ORGANICS ANALYSIS DATA SHEET

Lab Name: TestAmerica Burlington | Job No.: 200-28023-1

SDG No.: 200-28023

Client Sample ID: | Lab Sample ID: LCS 200-88791/3

Matrix: Water | Lab File ID: 13776_03.D

Analysis Method: 8260C | Date Collected:

Sample wt/vol: 5(mL) | Date Analyzed: 05/27/2015 11:54

Soil Aliquot Vol: | Dilution Factor: 1

Soil Extract Vol.: | GC Column: DB-624 ID: 0.53(mm)

% Moisture: | Level: (low/med) Low

Analysis Batch No.: 88791 | Units: ug/L

CAS NO.	COMPOUND NAME	RESULT	Q	LOQ	LOD	DL
75-71-8	Dichlorodifluoromethane	27.6		1.0	0.40	0.27
74-87-3	Chloromethane	23.7		1.0	0.40	0.34
75-01-4	Vinyl chloride	26.4		1.0	0.40	0.23
74-83-9	Bromomethane	18.6		1.0	0.40	0.34
75-00-3	Chloroethane	24.7		1.0	0.40	0.37
75-69-4	Trichlorofluoromethane	26.6		1.0	0.40	0.30
75-35-4	1,1-Dichloroethene	26.7		1.0	0.40	0.19
76-13-1	1,1,2-Trichloro-1,2,2-trifluoroethane	26.3		1.0	0.40	0.24
67-64-1	Acetone	91.0		5.0	1.9	1.7
74-88-4	Iodomethane	26.2		1.0	0.40	0.23
75-15-0	Carbon disulfide	27.1		1.0	0.40	0.21
79-20-9	Methyl acetate	119		5.0	1.9	0.87
75-09-2	Methylene Chloride	25.5		1.0	0.40	0.23
156-60-5	trans-1,2-Dichloroethene	27.5		1.0	0.40	0.23
540-59-0	1,2-Dichloroethene, Total	54.7		2.0	0.40	0.22
1634-04-4	Methyl tert-butyl ether	28.3		1.0	0.40	0.21
75-34-3	1,1-Dichloroethane	27.2		1.0	0.40	0.21
108-05-4	Vinyl acetate	117	Q	5.0	0.80	0.53
594-20-7	2,2-Dichloropropane	25.4		1.0	0.80	0.47
156-59-2	cis-1,2-Dichloroethene	27.2		1.0	0.40	0.22
78-93-3	2-Butanone (MEK)	109		5.0	1.9	1.3
74-97-5	Chlorobromomethane	27.6		1.0	0.40	0.26
109-99-9	Tetrahydrofuran	62.2	Q	2.0	1.6	0.94
67-66-3	Chloroform	27.1		1.0	0.40	0.20
71-55-6	1,1,1-Trichloroethane	27.2		1.0	0.40	0.20
110-82-7	Cyclohexane	26.4		1.0	0.40	0.22
563-58-6	1,1-Dichloropropene	28.9		1.0	0.40	0.19
56-23-5	Carbon tetrachloride	31.1	Q	1.0	0.40	0.22
78-83-1	Isobutyl alcohol	875	Q	50	9.7	9.0
71-43-2	Benzene	27.1		1.0	0.40	0.19
107-06-2	1,2-Dichloroethane	27.5		1.0	0.40	0.19
79-01-6	Trichloroethene	26.7		1.0	0.40	0.18
108-87-2	Methylcyclohexane	27.1		1.0	0.40	0.20
78-87-5	1,2-Dichloropropane	27.0		1.0	0.40	0.24
74-95-3	Dibromomethane	27.5		1.0	0.40	0.24

FORM I
GC/MS VOA ORGANICS ANALYSIS DATA SHEET

Lab Name: TestAmerica Burlington | Job No.: 200-28023-1

SDG No.: 200-28023

Client Sample ID: | Lab Sample ID: LCS 200-88791/3

Matrix: Water | Lab File ID: 13776_03.D

Analysis Method: 8260C | Date Collected:

Sample wt/vol: 5(mL) | Date Analyzed: 05/27/2015 11:54

Soil Aliquot Vol: | Dilution Factor: 1

Soil Extract Vol.: | GC Column: DB-624 ID: 0.53(mm)

% Moisture: | Level: (low/med) Low

Analysis Batch No.: 88791 | Units: ug/L

CAS NO.	COMPOUND NAME	RESULT	Q	LOQ	LOD	DL
123-91-1	1,4-Dioxane	516		40	16	6.2
75-27-4	Dichlorobromomethane	27.3		1.0	0.40	0.20
110-75-8	2-Chloroethyl vinyl ether	28.8		1.0	0.40	0.18
10061-01-5	cis-1,3-Dichloropropene	28.8		1.0	0.40	0.22
108-10-1	4-Methyl-2-pentanone (MIBK)	124		5.0	1.9	0.82
108-88-3	Toluene	26.6		1.0	0.40	0.22
10061-02-6	trans-1,3-Dichloropropene	30.6	Q	1.0	0.40	0.26
79-00-5	1,1,2-Trichloroethane	27.4		1.0	0.40	0.24
127-18-4	Tetrachloroethene	26.9		1.0	0.40	0.22
142-28-9	1,3-Dichloropropane	26.9		1.0	0.40	0.20
591-78-6	2-Hexanone	103		5.0	1.9	1.2
124-48-1	Chlorodibromomethane	29.3		1.0	0.40	0.22
106-93-4	Ethylene Dibromide	28.5		1.0	0.40	0.22
108-90-7	Chlorobenzene	26.7		1.0	0.40	0.18
630-20-6	1,1,1,2-Tetrachloroethane	27.2		1.0	0.40	0.20
100-41-4	Ethylbenzene	26.6		1.0	0.40	0.20
179601-23-1	m-Xylene & p-Xylene	27.4		1.0	0.40	0.21
95-47-6	o-Xylene	26.9		1.0	0.40	0.23
1330-20-7	Xylenes, Total	54.3		2.0	0.40	0.21
100-42-5	Styrene	26.2		1.0	0.40	0.26
75-25-2	Bromoform	30.0	Q	1.0	0.40	0.23
98-82-8	Isopropylbenzene	26.5		1.0	0.40	0.22
108-86-1	Bromobenzene	26.1		1.0	0.40	0.21
79-34-5	1,1,2,2-Tetrachloroethane	29.1		1.0	0.40	0.27
96-18-4	1,2,3-Trichloropropane	29.6		1.0	0.40	0.29
103-65-1	N-Propylbenzene	26.8		1.0	0.40	0.19
95-49-8	2-Chlorotoluene	26.3		1.0	0.40	0.23
106-43-4	4-Chlorotoluene	26.1		1.0	0.40	0.26
108-67-8	1,3,5-Trimethylbenzene	26.4		1.0	0.40	0.22
98-06-6	tert-Butylbenzene	26.1		1.0	0.40	0.20
95-63-6	1,2,4-Trimethylbenzene	26.3		1.0	0.40	0.21
135-98-8	sec-Butylbenzene	27.0		1.0	0.40	0.21
99-87-6	4-Isopropyltoluene	26.4		1.0	0.40	0.22
541-73-1	1,3-Dichlorobenzene	26.3		1.0	0.40	0.20
106-46-7	1,4-Dichlorobenzene	26.8		1.0	0.40	0.26
95-50-1	1,2-Dichlorobenzene	26.6		1.0	0.40	0.23

FORM I
GC/MS VOA ORGANICS ANALYSIS DATA SHEET

Lab Name: TestAmerica Burlington Job No.: 200-28023-1

SDG No.: 200-28023

Client Sample ID: Lab Sample ID: LCS 200-88791/3

Matrix: Water Lab File ID: 13776_03.D

Analysis Method: 8260C Date Collected:

Sample wt/vol: 5(mL) Date Analyzed: 05/27/2015 11:54

Soil Aliquot Vol: Dilution Factor: 1

Soil Extract Vol.: GC Column: DB-624 ID: 0.53(mm)

% Moisture: Level: (low/med) Low

Analysis Batch No.: 88791 Units: ug/L

CAS NO.	COMPOUND NAME	RESULT	Q	LOQ	LOD	DL
104-51-8	n-Butylbenzene	26.4		1.0	0.40	0.20
96-12-8	1,2-Dibromo-3-Chloropropane	30.6	Q	1.0	0.40	0.24
120-82-1	1,2,4-Trichlorobenzene	28.3		1.0	0.40	0.21
87-68-3	Hexachlorobutadiene	28.0		1.0	0.40	0.29
91-20-3	Naphthalene	31.5		1.0	0.40	0.31
87-61-6	1,2,3-Trichlorobenzene	29.2		1.0	0.40	0.26

CAS NO.	SURROGATE	%REC	Q	LIMITS
17060-07-0	1,2-Dichloroethane-d4 (Surr)	106		80-120
2037-26-5	Toluene-d8 (Surr)	107		80-120
460-00-4	4-Bromofluorobenzene	104		80-125
1868-53-7	Dibromofluoromethane (Surr)	110		50-150

TestAmerica Burlington
Target Compound Quantitation Report

Data File: \\BTV-LIMS1\ChromData\CHL.i\20150527-13776.b\13776_03.D
Lims ID: LCS
Client ID:
Sample Type: LCS
Inject. Date: 27-May-2015 11:54:30 ALS Bottle#: 3 Worklist Smp#: 3
Purge Vol: 5.000 mL Dil. Factor: 1.0000
Sample Info: 200-0013776-003
Misc. Info.: 1,5
Operator ID: NEA Instrument ID: CHL.i

Method: \\BTV-LIMS1\ChromData\CHL.i\20150527-13776.b\8260_L_W_Ver.2.m
Limit Group: VM_8260C_Limits
Last Update: 29-May-2015 11:22:57 Calib Date: 20-May-2015 15:58:30
Integrator: RTE ID Type: Deconvolution ID
Quant Method: Internal Standard Quant By: Initial Calibration
Last ICal File: \\BTV-LIMS1\ChromData\CHL.i\20150520-13688.b\13688_09.D

Column 1 : DB-624 (0.53 mm) Det: MS SCAN
Process Host: XAWRK030

First Level Reviewer: archern Date: 27-May-2015 13:07:08

Compound	Sig	RT (min.)	Adj RT (min.)	Dlt RT (min.)	Q	Response	Cal Amt ug/l	OnCol Amt ug/l	Flags
1 Dichlorodifluoromethane	85	2.648	2.638	0.010	99	2050500	24.8	27.6	
2 Chloromethane	50	2.905	2.895	0.010	98	1386027	24.8	23.7	
3 Vinyl chloride	62	3.063	3.053	0.010	98	1580513	24.8	26.4	
4 Butadiene	54	3.112	3.112	0.000	93	1193472	24.8	25.5	
6 Bromomethane	94	3.527	3.527	0.000	99	731709	24.8	18.6	
7 Chloroethane	64	3.695	3.695	0.000	99	908871	24.8	24.7	
8 Dichlorofluoromethane	67	4.021	4.011	0.010	99	3328837	24.8	25.9	
9 Trichlorofluoromethane	101	4.110	4.100	0.010	98	2525858	24.8	26.6	
10 1,2-Dichloro-1,1,2-trifluo	67	4.594	4.594	0.000	97	3303185	24.8	25.4	
11 Ethyl ether	59	4.604	4.594	0.010	54	938895	24.8	26.4	
12 Acrolein	56	4.792	4.791	0.001	94	342060	124.0	238.4	
13 1,1-Dichloroethene	96	4.960	4.949	0.011	95	1446579	24.8	26.7	
14 1,1,2-Trichloro-1,2,2-trif	101	4.969	4.969	0.000	94	2889533	24.8	26.3	
15 Acetone	43	5.058	5.048	0.010	86	2252527	124.1	91.0	
16 Iodomethane	142	5.197	5.196	0.001	97	1541389	24.8	26.2	
17 Carbon disulfide	76	5.325	5.315	0.010	99	4067512	24.8	27.1	
18 3-Chloro-1-propene	41	5.562	5.552	0.010	95	2750607	24.8	26.1	
19 Methyl acetate	74	5.612	5.611	0.001	99	1072614	124.1	119.4	
20 Methylene Chloride	84	5.760	5.759	0.001	98	1473464	24.8	25.5	
* 21 TBA-d9 (IS)	65	5.868	5.868	0.000	98	2196617	500.0	500.0	
22 2-Methyl-2-propanol	59	6.007	5.996	0.011	100	1025416	248.2	266.0	
23 Acrylonitrile	53	6.165	6.154	0.011	95	3654524	248.2	325.1	
24 trans-1,2-Dichloroethene	96	6.234	6.233	0.001	97	1585039	24.8	27.5	
25 Methyl tert-butyl ether	73	6.254	6.253	0.001	97	3104504	24.8	28.3	
27 Hexane	57	6.728	6.727	0.001	96	2348728	24.8	28.3	
28 1,1-Dichloroethane	63	6.935	6.935	0.000	99	3134392	24.8	27.2	
29 Vinyl acetate	86	7.044	7.043	0.001	100	487784	49.6	117.4	
30 Isopropyl ether	45	7.103	7.093	0.010	91	6456583	24.8	30.5	
31 2-Chloro-1,3-butadiene	53	7.103	7.103	0.000	89	2193592	24.8	31.4	
32 Tert-butyl ethyl ether	59	7.715	7.715	0.000	97	4301013	24.8	30.2	
* 33 2-Butanone-d5	46	7.854	7.853	0.001	100	3248047	125.0	125.0	

Compound	Sig	RT (min.)	Adj RT (min.)	Dlt RT (min.)	Q	Response	Cal Amt ug/l	OnCol Amt ug/l	Flags
34 2,2-Dichloropropane	41	7.923	7.922	0.001	96	1500312	24.8	25.4	
35 cis-1,2-Dichloroethene	96	7.923	7.922	0.001	91	1585762	24.8	27.2	
36 2-Butanone (MEK)	72	7.953	7.952	0.000	98	754848	124.1	109.4	
37 Propionitrile	54	8.041	8.031	0.010	99	609698	124.1	167.0	
38 Methacrylonitrile	67	8.298	8.298	0.000	95	396620	24.8	32.0	
39 Chlorobromomethane	128	8.328	8.327	0.001	95	918164	24.8	27.6	
40 Tetrahydrofuran	42	8.437	8.426	0.011	96	872938	49.6	62.2	
41 Chloroform	83	8.476	8.466	0.010	98	2808038	24.8	27.1	
$ 42 Dibromofluoromethane (Surr	113	8.743	8.742	0.001	94	2369759	25.0	27.5	7
43 1,1,1-Trichloroethane	97	8.792	8.792	0.000	98	2326758	24.8	27.2	
44 Cyclohexane	56	8.901	8.900	0.001	96	2828330	24.8	26.4	
45 1,1-Dichloropropene	75	9.079	9.078	0.001	93	2401328	24.8	28.9	
46 Carbon tetrachloride	117	9.088	9.088	0.000	98	2234214	24.8	31.1	
47 Isobutyl alcohol	43	9.306	9.305	0.001	94	1571977	620.4	875.4	
$ 48 1,2-Dichloroethane-d4 (Sur	65	9.316	9.315	0.001	83	1118069	25.0	26.4	
49 Benzene	78	9.424	9.424	0.000	97	4407516	24.8	27.1	
50 1,2-Dichloroethane	62	9.444	9.444	0.000	92	1411528	24.8	27.5	
51 Tert-amyl methyl ether	73	9.651	9.651	0.000	96	3625358	24.8	31.0	
* 52 Fluorobenzene	96	9.908	9.908	0.000	97	4629921	25.0	25.0	
53 n-Heptane	43	9.928	9.928	0.000	95	2704767	24.8	28.8	
54 Trichloroethene	95	10.560	10.550	0.010	99	1823285	24.8	26.7	
55 Methylcyclohexane	83	10.916	10.915	0.001	88	2299255	24.8	27.1	
56 1,2-Dichloropropane	63	10.936	10.925	0.011	92	1901916	24.8	27.0	
* 57 1,4-Dioxane-d8	96	11.104	11.113	-0.009	84	223549	500.0	500.0	
58 Dibromomethane	93	11.133	11.133	0.000	99	1471734	24.8	27.5	
59 Methyl methacrylate	69	11.163	11.162	0.001	98	1276078	24.8	29.2	
60 1,4-Dioxane	88	11.192	11.192	0.000	93	243769	496.3	515.6	
61 Dichlorobromomethane	83	11.420	11.419	0.001	99	2840568	24.8	27.3	
62 2-Chloroethyl vinyl ether	63	11.983	11.972	0.011	93	823211	24.8	28.8	
63 cis-1,3-Dichloropropene	75	12.230	12.229	0.001	95	2485478	24.8	28.8	
64 4-Methyl-2-pentanone (MIBK	43	12.526	12.516	0.010	96	9108167	124.1	123.9	
$ 65 Toluene-d8 (Surr)	98	12.733	12.733	0.000	98	3974049	25.0	26.7	
66 Toluene	92	12.862	12.851	0.011	94	2820349	24.8	26.6	
67 trans-1,3-Dichloropropene	75	13.257	13.256	0.001	99	2077455	24.8	30.6	
68 Ethyl methacrylate	69	13.474	13.464	0.010	95	1551890	24.8	34.3	
69 1,1,2-Trichloroethane	83	13.603	13.602	0.001	97	1353476	24.8	27.4	
70 Tetrachloroethene	166	13.929	13.918	0.011	97	2272416	24.8	26.9	
71 1,3-Dichloropropane	76	13.938	13.928	0.010	97	2480811	24.8	26.9	
72 2-Hexanone	43	14.126	14.126	0.000	100	6792396	124.1	102.8	
73 Chlorodibromomethane	129	14.403	14.392	0.011	98	2543185	24.8	29.3	
74 Ethylene Dibromide	107	14.630	14.619	0.011	98	2275656	24.8	28.5	
* 75 Chlorobenzene-d5	117	15.647	15.647	0.000	88	3564834	25.0	25.0	
76 Chlorobenzene	112	15.716	15.706	0.010	95	3517534	24.8	26.7	
77 1,1,1,2-Tetrachloroethane	131	15.894	15.894	0.000	98	1794206	24.8	27.2	
78 Ethylbenzene	91	15.983	15.973	0.010	99	5633013	24.8	26.6	
79 m-Xylene & p-Xylene	106	16.260	16.249	0.011	98	2044763	24.8	27.4	
S 80 Xylenes, Total	106				0		49.6	54.4	
81 o-Xylene	106	17.188	17.178	0.010	92	1944911	24.8	26.9	
82 Styrene	104	17.218	17.217	0.001	94	2789203	24.8	26.2	
83 Bromoform	173	17.623	17.612	0.011	94	2047547	24.8	30.0	
84 Isopropylbenzene	105	18.038	18.037	0.001	96	5602503	24.8	26.5	
$ 85 4-Bromofluorobenzene	95	18.314	18.304	0.010	88	2596227	25.0	26.1	

Compound	Sig	RT (min.)	Adj RT (min.)	Dlt RT (min.)	Q	Response	Cal Amt ug/l	OnCol Amt ug/l	Flags
86 Bromobenzene	156	18.571	18.561	0.010	96	1852652	24.8	26.1	
87 1,1,2,2-Tetrachloroethane	83	18.581	18.571	0.010	99	2720620	24.8	29.1	
88 1,2,3-Trichloropropane	110	18.640	18.630	0.010	96	610442	24.8	29.6	
89 trans-1,4-Dichloro-2-buten	53	18.680	18.669	0.011	86	477921	24.8	30.8	
90 N-Propylbenzene	120	18.788	18.778	0.010	98	1400181	24.8	26.8	
91 2-Chlorotoluene	126	18.907	18.897	0.011	97	1319036	24.8	26.3	
92 1,3,5-Trimethylbenzene	105	19.065	19.055	0.010	76	3943960	24.8	26.4	
93 4-Chlorotoluene	126	19.065	19.064	0.001	97	1320636	24.8	26.1	
94 tert-Butylbenzene	119	19.509	19.509	0.000	93	4232530	24.8	26.1	
95 1,2,4-Trimethylbenzene	105	19.579	19.578	0.001	98	3806432	24.8	26.3	
96 sec-Butylbenzene	105	19.806	19.795	0.011	99	5891012	24.8	27.0	
97 1,3-Dichlorobenzene	146	19.924	19.924	0.000	95	2845778	24.8	26.3	
98 4-Isopropyltoluene	119	19.993	19.983	0.010	98	4386876	24.8	26.4	
* 99 1,4-Dichlorobenzene-d4	152	20.013	20.003	0.010	97	1968228	25.0	25.0	
100 1,4-Dichlorobenzene	146	20.033	20.032	0.001	93	2976294	24.8	26.8	
101 n-Butylbenzene	91	20.458	20.457	0.001	98	3870785	24.8	26.4	
102 1,2-Dichlorobenzene	146	20.458	20.457	0.001	82	2675668	24.8	26.6	
103 1,2-Dibromo-3-Chloropropan	75	21.258	21.257	0.001	94	492331	24.8	30.6	
104 1,2,4-Trichlorobenzene	180	22.088	22.087	0.001	94	1832964	24.8	28.3	
105 Hexachlorobutadiene	225	22.265	22.265	0.000	67	1175792	24.8	28.0	
106 Naphthalene	128	22.344	22.344	0.000	98	3019901	24.8	31.5	
107 1,2,3-Trichlorobenzene	180	22.601	22.601	0.000	95	1616901	24.8	29.2	

QC Flag Legend

Processing Flags

7 - Failed Limit of Detection

Reagents:

8260SScorp_00013	Amount Added:	2.50	Units: uL	
8260LCS.Bcorp_00015	Amount Added:	1.41	Units: uL	
8260LCS.A_00020	Amount Added:	1.41	Units: uL	
8260IScorp._00015	Amount Added:	2.50	Units: uL	Run Reagent

Report Date: 29-May-2015 11:22:58 Chrom Revision: 2.2 05-May-2015 11:39:10

TestAmerica Burlington

Data File: \\BTV-LIMS1\ChromData\CHL.i\20150527-13776.b\13776_03.D

Injection Date:	27-May-2015 11:54:30	Instrument ID:	CHL.i	Operator ID:	NEA
Lims ID:	LCS			Worklist Smp#:	3
Client ID:					
Purge Vol:	5.000 mL	Dil. Factor:	1.0000	ALS Bottle#:	3
Method:	8260_L_W_Ver.2	Limit Group:	VM_8260C_Limits		

Column: DB-624 (0.53 mm)

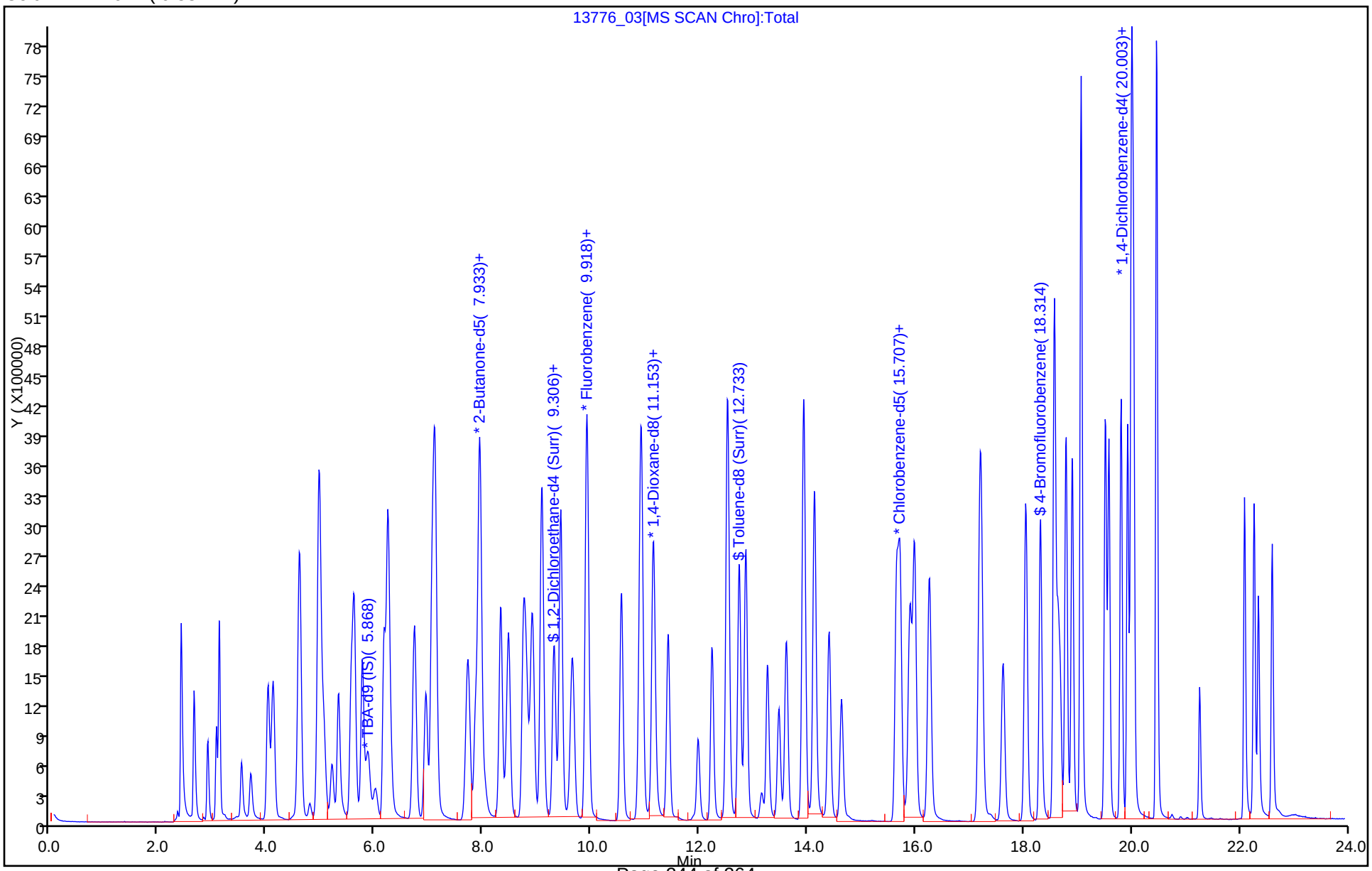

FORM I
GC/MS VOA ORGANICS ANALYSIS DATA SHEET

Lab Name: TestAmerica Burlington | Job No.: 200-28023-1

SDG No.: 200-28023

Client Sample ID: IRRIGATION #4 MS | Lab Sample ID: 200-28023-3 MS

Matrix: Water | Lab File ID: 13776_19.D

Analysis Method: 8260C | Date Collected: 05/18/2015 09:55

Sample wt/vol: 5(mL) | Date Analyzed: 05/27/2015 21:30

Soil Aliquot Vol: | Dilution Factor: 1

Soil Extract Vol.: | GC Column: DB-624 ID: 0.53(mm)

% Moisture: | Level: (low/med) Low

Analysis Batch No.: 88791 | Units: ug/L

CAS NO.	COMPOUND NAME	RESULT	Q	LOQ	LOD	DL
75-71-8	Dichlorodifluoromethane	26.4		1.0	0.40	0.27
74-87-3	Chloromethane	23.4		1.0	0.40	0.34
75-01-4	Vinyl chloride	25.4		1.0	0.40	0.23
74-83-9	Bromomethane	16.2		1.0	0.40	0.34
75-00-3	Chloroethane	24.1		1.0	0.40	0.37
75-69-4	Trichlorofluoromethane	25.9		1.0	0.40	0.30
75-35-4	1,1-Dichloroethene	26.2		1.0	0.40	0.19
76-13-1	1,1,2-Trichloro-1,2,2-trifluoroethane	25.6		1.0	0.40	0.24
67-64-1	Acetone	54.8		5.0	1.9	1.7
74-88-4	Iodomethane	17.2		1.0	0.40	0.23
75-15-0	Carbon disulfide	26.1		1.0	0.40	0.21
79-20-9	Methyl acetate	115		5.0	1.9	0.87
75-09-2	Methylene Chloride	25.5		1.0	0.40	0.23
156-60-5	trans-1,2-Dichloroethene	27.1		1.0	0.40	0.23
540-59-0	1,2-Dichloroethene, Total	53.9		2.0	0.40	0.22
1634-04-4	Methyl tert-butyl ether	28.4		1.0	0.40	0.21
75-34-3	1,1-Dichloroethane	27.1		1.0	0.40	0.21
108-05-4	Vinyl acetate	113	J	5.0	0.80	0.53
594-20-7	2,2-Dichloropropane	21.1		1.0	0.80	0.47
156-59-2	cis-1,2-Dichloroethene	26.8		1.0	0.40	0.22
78-93-3	2-Butanone (MEK)	89.5		5.0	1.9	1.3
74-97-5	Chlorobromomethane	27.5		1.0	0.40	0.26
109-99-9	Tetrahydrofuran	64.7	J	2.0	1.6	0.94
67-66-3	Chloroform	27.1		1.0	0.40	0.20
71-55-6	1,1,1-Trichloroethane	26.7		1.0	0.40	0.20
110-82-7	Cyclohexane	25.8		1.0	0.40	0.22
563-58-6	1,1-Dichloropropene	28.3		1.0	0.40	0.19
56-23-5	Carbon tetrachloride	31.0	J	1.0	0.40	0.22
78-83-1	Isobutyl alcohol	909	J	50	9.7	9.0
71-43-2	Benzene	26.9		1.0	0.40	0.19
107-06-2	1,2-Dichloroethane	27.4		1.0	0.40	0.19
79-01-6	Trichloroethene	26.7		1.0	0.40	0.18
108-87-2	Methylcyclohexane	26.2		1.0	0.40	0.20
78-87-5	1,2-Dichloropropane	26.8		1.0	0.40	0.24
74-95-3	Dibromomethane	27.4		1.0	0.40	0.24

FORM I
GC/MS VOA ORGANICS ANALYSIS DATA SHEET

Lab Name: TestAmerica Burlington Job No.: 200-28023-1

SDG No.: 200-28023

Client Sample ID: IRRIGATION #4 MS Lab Sample ID: 200-28023-3 MS

Matrix: Water Lab File ID: 13776_19.D

Analysis Method: 8260C Date Collected: 05/18/2015 09:55

Sample wt/vol: 5(mL) Date Analyzed: 05/27/2015 21:30

Soil Aliquot Vol: Dilution Factor: 1

Soil Extract Vol.: GC Column: DB-624 ID: 0.53(mm)

% Moisture: Level: (low/med) Low

Analysis Batch No.: 88791 Units: ug/L

CAS NO.	COMPOUND NAME	RESULT	Q	LOQ	LOD	DL
123-91-1	1,4-Dioxane	544		40	16	6.2
75-27-4	Dichlorobromomethane	27.3		1.0	0.40	0.20
110-75-8	2-Chloroethyl vinyl ether	0.40	U J	1.0	0.40	0.18
10061-01-5	cis-1,3-Dichloropropene	28.0		1.0	0.40	0.22
108-10-1	4-Methyl-2-pentanone (MIBK)	127		5.0	1.9	0.82
108-88-3	Toluene	26.0		1.0	0.40	0.22
10061-02-6	trans-1,3-Dichloropropene	29.5		1.0	0.40	0.26
79-00-5	1,1,2-Trichloroethane	27.0		1.0	0.40	0.24
127-18-4	Tetrachloroethene	26.1		1.0	0.40	0.22
142-28-9	1,3-Dichloropropane	26.5		1.0	0.40	0.20
591-78-6	2-Hexanone	93.8		5.0	1.9	1.2
124-48-1	Chlorodibromomethane	28.8		1.0	0.40	0.22
106-93-4	Ethylene Dibromide	27.8		1.0	0.40	0.22
108-90-7	Chlorobenzene	26.4		1.0	0.40	0.18
630-20-6	1,1,1,2-Tetrachloroethane	26.8		1.0	0.40	0.20
100-41-4	Ethylbenzene	26.0		1.0	0.40	0.20
179601-23-1	m-Xylene & p-Xylene	26.6		1.0	0.40	0.21
95-47-6	o-Xylene	26.5		1.0	0.40	0.23
1330-20-7	Xylenes, Total	53.1		2.0	0.40	0.21
100-42-5	Styrene	25.0		1.0	0.40	0.26
75-25-2	Bromoform	29.4		1.0	0.40	0.23
98-82-8	Isopropylbenzene	26.2		1.0	0.40	0.22
108-86-1	Bromobenzene	26.0		1.0	0.40	0.21
79-34-5	1,1,2,2-Tetrachloroethane	29.1		1.0	0.40	0.27
96-18-4	1,2,3-Trichloropropane	29.1		1.0	0.40	0.29
103-65-1	N-Propylbenzene	26.2		1.0	0.40	0.19
95-49-8	2-Chlorotoluene	26.2		1.0	0.40	0.23
106-43-4	4-Chlorotoluene	26.6		1.0	0.40	0.26
108-67-8	1,3,5-Trimethylbenzene	26.3		1.0	0.40	0.22
98-06-6	tert-Butylbenzene	26.1		1.0	0.40	0.20
95-63-6	1,2,4-Trimethylbenzene	26.1		1.0	0.40	0.21
135-98-8	sec-Butylbenzene	26.6		1.0	0.40	0.21
99-87-6	4-Isopropyltoluene	26.0		1.0	0.40	0.22
541-73-1	1,3-Dichlorobenzene	26.5		1.0	0.40	0.20
106-46-7	1,4-Dichlorobenzene	26.4		1.0	0.40	0.26
95-50-1	1,2-Dichlorobenzene	26.5		1.0	0.40	0.23

FORM I
GC/MS VOA ORGANICS ANALYSIS DATA SHEET

Lab Name: TestAmerica Burlington Job No.: 200-28023-1

SDG No.: 200-28023

Client Sample ID: IRRIGATION #4 MS Lab Sample ID: 200-28023-3 MS

Matrix: Water Lab File ID: 13776_19.D

Analysis Method: 8260C Date Collected: 05/18/2015 09:55

Sample wt/vol: 5(mL) Date Analyzed: 05/27/2015 21:30

Soil Aliquot Vol: Dilution Factor: 1

Soil Extract Vol.: GC Column: DB-624 ID: 0.53(mm)

% Moisture: Level: (low/med) Low

Analysis Batch No.: 88791 Units: ug/L

CAS NO.	COMPOUND NAME	RESULT	Q	LOQ	LOD	DL
104-51-8	n-Butylbenzene	25.9		1.0	0.40	0.20
96-12-8	1,2-Dibromo-3-Chloropropane	30.7	J	1.0	0.40	0.24
120-82-1	1,2,4-Trichlorobenzene	27.5		1.0	0.40	0.21
87-68-3	Hexachlorobutadiene	25.8		1.0	0.40	0.29
91-20-3	Naphthalene	31.1		1.0	0.40	0.31
87-61-6	1,2,3-Trichlorobenzene	28.3		1.0	0.40	0.26

CAS NO.	SURROGATE	%REC	Q	LIMITS
17060-07-0	1,2-Dichloroethane-d4 (Surr)	105		80-120
2037-26-5	Toluene-d8 (Surr)	105		80-120
460-00-4	4-Bromofluorobenzene	105		80-125
1868-53-7	Dibromofluoromethane (Surr)	111		50-150

TestAmerica Burlington
Target Compound Quantitation Report

Data File: \\BTV-LIMS1\ChromData\CHL.i\20150527-13776.b\13776_19.D
Lims ID: 200-28023-A-3 MS
Client ID: IRRIGATION #4
Sample Type: MS
Inject. Date: 27-May-2015 21:30:30 ALS Bottle#: 18 Worklist Smp#: 18
Purge Vol: 5.000 mL Dil. Factor: 1.0000
Sample Info: 200-0013776-018
Misc. Info.: 1,5
Operator ID: NEA Instrument ID: CHL.i

Method: \\BTV-LIMS1\ChromData\CHL.i\20150527-13776.b\8260_L_W_Ver.2.m
Limit Group: VM_8260C_Limits
Last Update: 29-May-2015 11:22:59 Calib Date: 20-May-2015 15:58:30
Integrator: RTE ID Type: Deconvolution ID
Quant Method: Internal Standard Quant By: Initial Calibration
Last ICal File: \\BTV-LIMS1\ChromData\CHL.i\20150520-13688.b\13688_09.D

Column 1 : DB-624 (0.53 mm) Det: MS SCAN
Process Host: XAWRK030

First Level Reviewer: archern Date: 29-May-2015 11:21:15

Compound	Sig	RT (min.)	Adj RT (min.)	Dlt RT (min.)	Q	Response	Cal Amt ug/l	OnCol Amt ug/l	Flags
1 Dichlorodifluoromethane	85	2.640	2.628	0.012	99	1941729	24.8	26.4	
2 Chloromethane	50	2.897	2.885	0.012	98	1353258	24.8	23.4	
3 Vinyl chloride	62	3.055	3.033	0.022	98	1499802	24.8	25.4	
6 Bromomethane	94	3.519	3.517	0.002	100	628741	24.8	16.2	
$ 5 BFB	95		3.544					ND	
7 Chloroethane	64	3.697	3.685	0.012	99	875802	24.8	24.1	
9 Trichlorofluoromethane	101	4.112	4.090	0.022	98	2423513	24.8	25.9	
13 1,1-Dichloroethene	96	4.961	4.949	0.012	95	1404127	24.8	26.2	
14 1,1,2-Trichloro-1,2,2-trif	101	4.971	4.959	0.012	94	2778699	24.8	25.6	
15 Acetone	43	5.050	5.048	0.002	86	1308019	124.1	54.8	
16 Iodomethane	142	5.199	5.196	0.003	96	997643	24.8	17.2	
17 Carbon disulfide	76	5.327	5.305	0.022	98	3864049	24.8	26.1	
19 Methyl acetate	74	5.613	5.601	0.012	99	995446	124.1	114.9	
20 Methylene Chloride	84	5.771	5.759	0.012	98	1456467	24.8	25.5	
* 21 TBA-d9 (IS)	65	5.870	5.838	0.032	97	2269480	500.0	500.0	
24 trans-1,2-Dichloroethene	96	6.236	6.233	0.003	97	1540759	24.8	27.1	
25 Methyl tert-butyl ether	73	6.255	6.253	0.002	98	3069340	24.8	28.4	
S 26 1,2-Dichloroethene, Total	96				0			53.9	
28 1,1-Dichloroethane	63	6.937	6.935	0.002	99	3092180	24.8	27.1	
29 Vinyl acetate	86	7.046	7.053	-0.007	100	465600	49.6	113.4	
* 33 2-Butanone-d5	46	7.856	7.843	0.013	100	3131407	125.0	125.0	
34 2,2-Dichloropropane	41	7.925	7.912	0.013	96	1235843	24.8	21.1	
35 cis-1,2-Dichloroethene	96	7.935	7.922	0.013	91	1546064	24.8	26.8	
36 2-Butanone (MEK)	72	7.954	7.962	-0.008	98	595250	124.1	89.5	
39 Chlorobromomethane	128	8.330	8.327	0.003	95	905955	24.8	27.5	
40 Tetrahydrofuran	42	8.438	8.456	-0.018	97	896158	49.6	64.7	
41 Chloroform	83	8.478	8.475	0.003	98	2777283	24.8	27.1	
$ 42 Dibromofluoromethane (Surr	113	8.745	8.732	0.013	88	2363486	25.0	27.8	7
43 1,1,1-Trichloroethane	97	8.794	8.792	0.002	98	2255860	24.8	26.7	
44 Cyclohexane	56	8.913	8.910	0.003	96	2735381	24.8	25.8	
45 1,1-Dichloropropene	75	9.080	9.078	0.002	94	2331693	24.8	28.3	

Compound	Sig	RT (min.)	Adj RT (min.)	Dlt RT (min.)	Q	Response	Cal Amt ug/l	OnCol Amt ug/l	Flags
46 Carbon tetrachloride	117	9.090	9.088	0.002	97	2199202	24.8	31.0	
47 Isobutyl alcohol	43	9.308	9.295	0.013	93	1612955	620.4	908.8	
$ 48 1,2-Dichloroethane-d4 (Sur	65	9.318	9.325	-0.007	81	1097029	25.0	26.2	
49 Benzene	78	9.436	9.434	0.002	97	4326406	24.8	26.9	
50 1,2-Dichloroethane	62	9.446	9.453	-0.007	91	1387907	24.8	27.4	
* 52 Fluorobenzene	96	9.910	9.908	0.002	99	4575922	25.0	25.0	
54 Trichloroethene	95	10.562	10.570	-0.008	99	1801788	24.8	26.7	
55 Methylcyclohexane	83	10.918	10.905	0.013	88	2199565	24.8	26.2	
56 1,2-Dichloropropane	63	10.937	10.945	-0.008	91	1870447	24.8	26.8	
* 57 1,4-Dioxane-d8	96	11.105	11.103	0.002	87	221960	500.0	500.0	
58 Dibromomethane	93	11.145	11.152	-0.007	98	1450496	24.8	27.4	
60 1,4-Dioxane	88	11.204	11.202	0.002	93	255343	496.3	543.9	
61 Dichlorobromomethane	83	11.422	11.429	-0.007	98	2807548	24.8	27.3	
62 2-Chloroethyl vinyl ether	63		12.002				ND	ND	
63 cis-1,3-Dichloropropene	75	12.241	12.249	-0.008	95	2391151	24.8	28.0	
64 4-Methyl-2-pentanone (MIBK	43	12.528	12.525	0.003	96	9014844	124.1	127.2	
$ 65 Toluene-d8 (Surr)	98	12.745	12.753	-0.008	99	3910037	25.0	26.3	
66 Toluene	92	12.864	12.871	-0.007	94	2758600	24.8	26.0	
67 trans-1,3-Dichloropropene	75	13.269	13.276	-0.007	99	2000975	24.8	29.5	
69 1,1,2-Trichloroethane	83	13.614	13.612	0.002	97	1334094	24.8	27.0	
70 Tetrachloroethene	166	13.930	13.928	0.002	97	2204091	24.8	26.1	
71 1,3-Dichloropropane	76	13.940	13.948	-0.008	97	2446784	24.8	26.5	
72 2-Hexanone	43	14.138	14.145	-0.007	100	5969988	124.1	93.8	
73 Chlorodibromomethane	129	14.405	14.402	0.003	98	2497169	24.8	28.8	
74 Ethylene Dibromide	107	14.632	14.639	-0.007	98	2217924	24.8	27.8	
* 75 Chlorobenzene-d5	117	15.649	15.657	-0.008	88	3560929	25.0	25.0	
76 Chlorobenzene	112	15.718	15.726	-0.008	92	3468002	24.8	26.4	
77 1,1,1,2-Tetrachloroethane	131	15.906	15.894	0.012	99	1766428	24.8	26.8	
78 Ethylbenzene	91	15.985	15.983	0.002	99	5509241	24.8	26.0	
79 m-Xylene & p-Xylene	106	16.262	16.269	-0.007	98	1982361	24.8	26.6	
S 80 Xylenes, Total	106				0		49.6	53.1	
81 o-Xylene	106	17.190	17.198	-0.008	93	1910110	24.8	26.5	
82 Styrene	104	17.230	17.227	0.003	90	2654148	24.8	25.0	
83 Bromoform	173	17.625	17.622	0.003	94	2004373	24.8	29.4	
84 Isopropylbenzene	105	18.049	18.037	0.012	96	5482950	24.8	26.2	
$ 85 4-Bromofluorobenzene	95	18.316	18.314	0.002	87	2592807	25.0	26.3	
86 Bromobenzene	156	18.573	18.571	0.003	96	1824516	24.8	26.0	
87 1,1,2,2-Tetrachloroethane	83	18.583	18.580	0.003	100	2691452	24.8	29.1	
88 1,2,3-Trichloropropane	110	18.642	18.650	-0.008	95	594392	24.8	29.1	
90 N-Propylbenzene	120	18.790	18.788	0.002	98	1355592	24.8	26.2	
91 2-Chlorotoluene	126	18.909	18.906	0.003	97	1296802	24.8	26.2	
92 1,3,5-Trimethylbenzene	105	19.067	19.064	0.003	76	3891542	24.8	26.3	
93 4-Chlorotoluene	126	19.067	19.064	0.003	97	1332243	24.8	26.6	
94 tert-Butylbenzene	119	19.521	19.509	0.012	93	4186885	24.8	26.1	
95 1,2,4-Trimethylbenzene	105	19.580	19.578	0.002	98	3749710	24.8	26.1	
96 sec-Butylbenzene	105	19.808	19.805	0.003	99	5734878	24.8	26.6	
97 1,3-Dichlorobenzene	146	19.936	19.934	0.002	95	2833030	24.8	26.5	
98 4-Isopropyltoluene	119	19.995	19.993	0.002	98	4276818	24.8	26.0	
* 99 1,4-Dichlorobenzene-d4	152	20.015	20.003	0.012	97	1947782	25.0	25.0	
100 1,4-Dichlorobenzene	146	20.045	20.032	0.013	94	2900966	24.8	26.4	
101 n-Butylbenzene	91	20.469	20.467	0.002	99	3760107	24.8	25.9	
102 1,2-Dichlorobenzene	146	20.469	20.467	0.002	83	2631528	24.8	26.5	

Compound	Sig	RT (min.)	Adj RT (min.)	Dlt RT (min.)	Q	Response	Cal Amt ug/l	OnCol Amt ug/l	Flags
103 1,2-Dibromo-3-Chloropropan	75	21.270	21.257	0.013	94	489131	24.8	30.7	
104 1,2,4-Trichlorobenzene	180	22.099	22.087	0.012	94	1758109	24.8	27.5	
105 Hexachlorobutadiene	225	22.277	22.265	0.012	57	1072616	24.8	25.8	
106 Naphthalene	128	22.356	22.354	0.002	98	2949344	24.8	31.1	
107 1,2,3-Trichlorobenzene	180	22.613	22.610	0.003	95	1548738	24.8	28.3	

QC Flag Legend

Processing Flags

ND - Not Detected or Marked ND

7 - Failed Limit of Detection

Reagents:

8260SScorp_00013	Amount Added:	2.50	Units: uL	
8260LCS.Bcorp_00015	Amount Added:	1.41	Units: uL	
8260LCS.A_00020	Amount Added:	1.41	Units: uL	
8260IScorp._00015	Amount Added:	2.50	Units: uL	Run Reagent

Report Date: 29-May-2015 11:23:22 Chrom Revision: 2.2 05-May-2015 11:39:10

TestAmerica Burlington

Data File: \\BTV-LIMS1\ChromData\CHL.i\20150527-13776.b\13776_19.D

Injection Date:	27-May-2015 21:30:30	Instrument ID:	CHL.i	Operator ID:	NEA
Lims ID:	200-28023-A-3 MS			Worklist Smp#:	18
Client ID:	IRRIGATION #4				
Purge Vol:	5.000 mL	Dil. Factor:	1.0000	ALS Bottle#:	18
Method:	8260_L_W_Ver.2	Limit Group:	VM_8260C_Limits		

Column: DB-624 (0.53 mm)

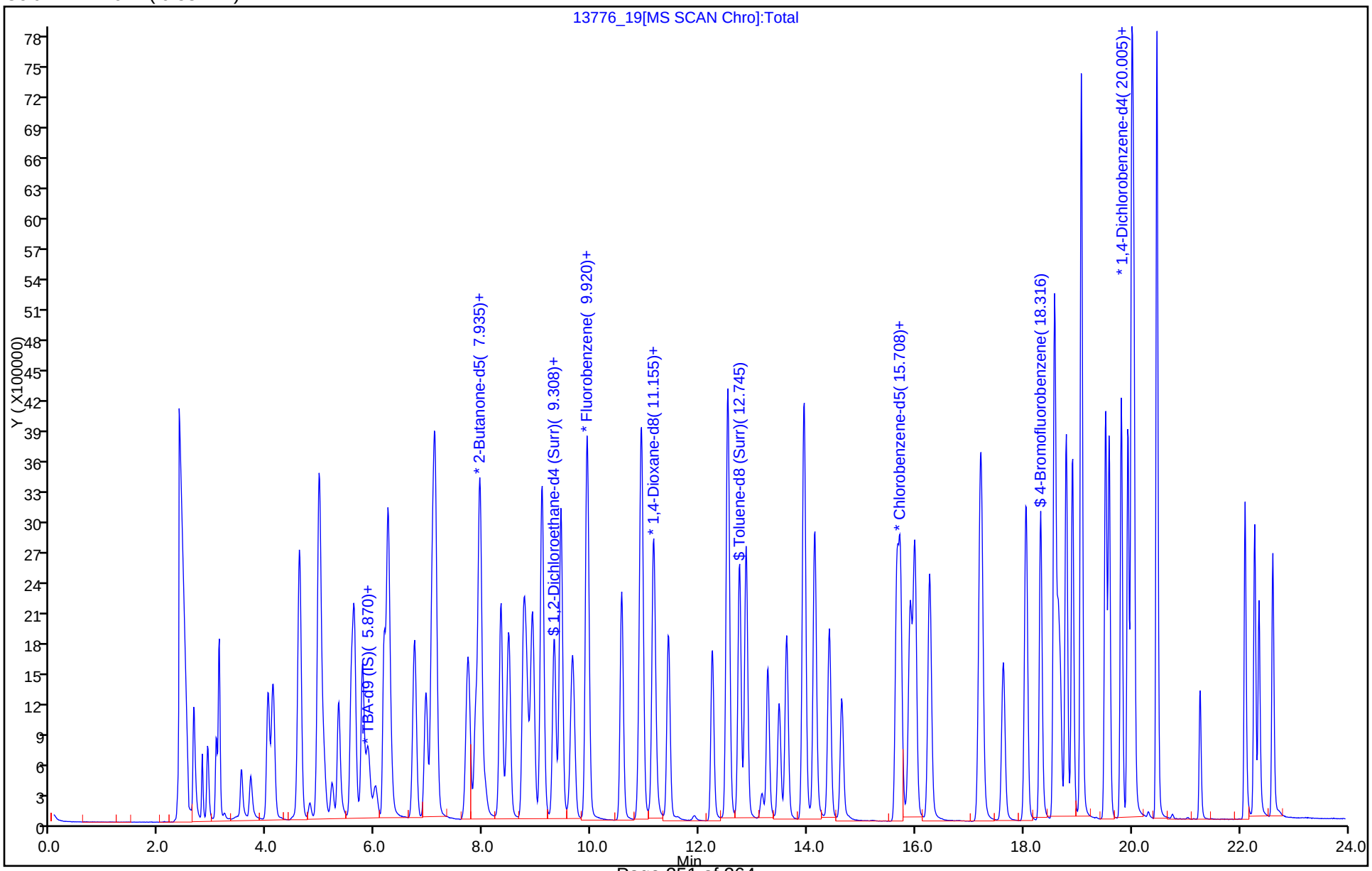

FORM I
GC/MS VOA ORGANICS ANALYSIS DATA SHEET

Lab Name: TestAmerica Burlington | Job No.: 200-28023-1

SDG No.: 200-28023

Client Sample ID: IRRIGATION #4 MSD | Lab Sample ID: 200-28023-3 MSD

Matrix: Water | Lab File ID: 13776_20.D

Analysis Method: 8260C | Date Collected: 05/18/2015 09:55

Sample wt/vol: 5(mL) | Date Analyzed: 05/27/2015 22:04

Soil Aliquot Vol: | Dilution Factor: 1

Soil Extract Vol.: | GC Column: DB-624 ID: 0.53(mm)

% Moisture: | Level: (low/med) Low

Analysis Batch No.: 88791 | Units: ug/L

CAS NO.	COMPOUND NAME	RESULT	Q	LOQ	LOD	DL
75-71-8	Dichlorodifluoromethane	26.1		1.0	0.40	0.27
74-87-3	Chloromethane	23.9		1.0	0.40	0.34
75-01-4	Vinyl chloride	25.5		1.0	0.40	0.23
74-83-9	Bromomethane	18.1		1.0	0.40	0.34
75-00-3	Chloroethane	23.7		1.0	0.40	0.37
75-69-4	Trichlorofluoromethane	25.6		1.0	0.40	0.30
75-35-4	1,1-Dichloroethene	26.2		1.0	0.40	0.19
76-13-1	1,1,2-Trichloro-1,2,2-trifluoroethane	25.5		1.0	0.40	0.24
67-64-1	Acetone	55.7		5.0	1.9	1.7
74-88-4	Iodomethane	19.9		1.0	0.40	0.23
75-15-0	Carbon disulfide	26.1		1.0	0.40	0.21
79-20-9	Methyl acetate	114		5.0	1.9	0.87
75-09-2	Methylene Chloride	25.1		1.0	0.40	0.23
156-60-5	trans-1,2-Dichloroethene	27.1		1.0	0.40	0.23
540-59-0	1,2-Dichloroethene, Total	53.9		2.0	0.40	0.22
1634-04-4	Methyl tert-butyl ether	28.1		1.0	0.40	0.21
75-34-3	1,1-Dichloroethane	26.9		1.0	0.40	0.21
108-05-4	Vinyl acetate	116	J	5.0	0.80	0.53
594-20-7	2,2-Dichloropropane	20.6		1.0	0.80	0.47
156-59-2	cis-1,2-Dichloroethene	26.8		1.0	0.40	0.22
78-93-3	2-Butanone (MEK)	90.1		5.0	1.9	1.3
74-97-5	Chlorobromomethane	27.3		1.0	0.40	0.26
109-99-9	Tetrahydrofuran	63.8	J	2.0	1.6	0.94
67-66-3	Chloroform	26.8		1.0	0.40	0.20
71-55-6	1,1,1-Trichloroethane	26.7		1.0	0.40	0.20
110-82-7	Cyclohexane	26.0		1.0	0.40	0.22
563-58-6	1,1-Dichloropropene	28.5		1.0	0.40	0.19
56-23-5	Carbon tetrachloride	30.6	J	1.0	0.40	0.22
78-83-1	Isobutyl alcohol	893	J	50	9.7	9.0
71-43-2	Benzene	27.0		1.0	0.40	0.19
107-06-2	1,2-Dichloroethane	27.4		1.0	0.40	0.19
79-01-6	Trichloroethene	26.9		1.0	0.40	0.18
108-87-2	Methylcyclohexane	26.5		1.0	0.40	0.20
78-87-5	1,2-Dichloropropane	26.9		1.0	0.40	0.24
74-95-3	Dibromomethane	27.3		1.0	0.40	0.24

FORM I
GC/MS VOA ORGANICS ANALYSIS DATA SHEET

Lab Name: TestAmerica Burlington Job No.: 200-28023-1

SDG No.: 200-28023

Client Sample ID: IRRIGATION #4 MSD Lab Sample ID: 200-28023-3 MSD

Matrix: Water Lab File ID: 13776_20.D

Analysis Method: 8260C Date Collected: 05/18/2015 09:55

Sample wt/vol: 5(mL) Date Analyzed: 05/27/2015 22:04

Soil Aliquot Vol: Dilution Factor: 1

Soil Extract Vol.: GC Column: DB-624 ID: 0.53(mm)

% Moisture: Level: (low/med) Low

Analysis Batch No.: 88791 Units: ug/L

CAS NO.	COMPOUND NAME	RESULT	Q	LOQ	LOD	DL
123-91-1	1,4-Dioxane	512		40	16	6.2
75-27-4	Dichlorobromomethane	27.1		1.0	0.40	0.20
110-75-8	2-Chloroethyl vinyl ether	0.40	U J	1.0	0.40	0.18
10061-01-5	cis-1,3-Dichloropropene	27.8		1.0	0.40	0.22
108-10-1	4-Methyl-2-pentanone (MIBK)	127		5.0	1.9	0.82
108-88-3	Toluene	26.4		1.0	0.40	0.22
10061-02-6	trans-1,3-Dichloropropene	29.3		1.0	0.40	0.26
79-00-5	1,1,2-Trichloroethane	27.2		1.0	0.40	0.24
127-18-4	Tetrachloroethene	26.7		1.0	0.40	0.22
142-28-9	1,3-Dichloropropane	26.9		1.0	0.40	0.20
591-78-6	2-Hexanone	93.1		5.0	1.9	1.2
124-48-1	Chlorodibromomethane	29.0		1.0	0.40	0.22
106-93-4	Ethylene Dibromide	27.9		1.0	0.40	0.22
108-90-7	Chlorobenzene	26.6		1.0	0.40	0.18
630-20-6	1,1,1,2-Tetrachloroethane	27.1		1.0	0.40	0.20
100-41-4	Ethylbenzene	26.3		1.0	0.40	0.20
179601-23-1	m-Xylene & p-Xylene	26.6		1.0	0.40	0.21
95-47-6	o-Xylene	26.8		1.0	0.40	0.23
1330-20-7	Xylenes, Total	53.4		2.0	0.40	0.21
100-42-5	Styrene	25.2		1.0	0.40	0.26
75-25-2	Bromoform	29.9		1.0	0.40	0.23
98-82-8	Isopropylbenzene	26.6		1.0	0.40	0.22
108-86-1	Bromobenzene	26.6		1.0	0.40	0.21
79-34-5	1,1,2,2-Tetrachloroethane	29.6		1.0	0.40	0.27
96-18-4	1,2,3-Trichloropropane	29.9		1.0	0.40	0.29
103-65-1	N-Propylbenzene	27.2		1.0	0.40	0.19
95-49-8	2-Chlorotoluene	26.7		1.0	0.40	0.23
106-43-4	4-Chlorotoluene	25.8		1.0	0.40	0.26
108-67-8	1,3,5-Trimethylbenzene	26.8		1.0	0.40	0.22
98-06-6	tert-Butylbenzene	26.4		1.0	0.40	0.20
95-63-6	1,2,4-Trimethylbenzene	26.5		1.0	0.40	0.21
135-98-8	sec-Butylbenzene	27.2		1.0	0.40	0.21
99-87-6	4-Isopropyltoluene	26.3		1.0	0.40	0.22
541-73-1	1,3-Dichlorobenzene	26.9		1.0	0.40	0.20
106-46-7	1,4-Dichlorobenzene	27.2		1.0	0.40	0.26
95-50-1	1,2-Dichlorobenzene	26.9		1.0	0.40	0.23

FORM I
GC/MS VOA ORGANICS ANALYSIS DATA SHEET

Lab Name: TestAmerica Burlington Job No.: 200-28023-1

SDG No.: 200-28023

Client Sample ID: IRRIGATION #4 MSD Lab Sample ID: 200-28023-3 MSD

Matrix: Water Lab File ID: 13776_20.D

Analysis Method: 8260C Date Collected: 05/18/2015 09:55

Sample wt/vol: 5(mL) Date Analyzed: 05/27/2015 22:04

Soil Aliquot Vol: Dilution Factor: 1

Soil Extract Vol.: GC Column: DB-624 ID: 0.53(mm)

% Moisture: Level: (low/med) Low

Analysis Batch No.: 88791 Units: ug/L

CAS NO.	COMPOUND NAME	RESULT	Q	LOQ	LOD	DL
104-51-8	n-Butylbenzene	26.3		1.0	0.40	0.20
96-12-8	1,2-Dibromo-3-Chloropropane	31.2	J	1.0	0.40	0.24
120-82-1	1,2,4-Trichlorobenzene	28.7		1.0	0.40	0.21
87-68-3	Hexachlorobutadiene	26.9		1.0	0.40	0.29
91-20-3	Naphthalene	32.7	J	1.0	0.40	0.31
87-61-6	1,2,3-Trichlorobenzene	29.9	J	1.0	0.40	0.26

CAS NO.	SURROGATE	%REC	Q	LIMITS
17060-07-0	1,2-Dichloroethane-d4 (Surr)	104		80-120
2037-26-5	Toluene-d8 (Surr)	105		80-120
460-00-4	4-Bromofluorobenzene	105		80-125
1868-53-7	Dibromofluoromethane (Surr)	109		50-150

TestAmerica Burlington
Target Compound Quantitation Report

Data File: \\BTV-LIMS1\ChromData\CHL.i\20150527-13776.b\13776_20.D
Lims ID: 200-28023-A-3 MSD
Client ID: IRRIGATION #4
Sample Type: MSD
Inject. Date: 27-May-2015 22:04:30 ALS Bottle#: 19 Worklist Smp#: 19
Purge Vol: 5.000 mL Dil. Factor: 1.0000
Sample Info: 200-0013776-019
Misc. Info.: 1,5
Operator ID: NEA Instrument ID: CHL.i

Method: \\BTV-LIMS1\ChromData\CHL.i\20150527-13776.b\8260_L_W_Ver.2.m
Limit Group: VM_8260C_Limits
Last Update: 29-May-2015 11:22:59 Calib Date: 20-May-2015 15:58:30
Integrator: RTE ID Type: Deconvolution ID
Quant Method: Internal Standard Quant By: Initial Calibration
Last ICal File: \\BTV-LIMS1\ChromData\CHL.i\20150520-13688.b\13688_09.D

Column 1 : DB-624 (0.53 mm) Det: MS SCAN
Process Host: XAWRK030

First Level Reviewer: archern Date: 29-May-2015 11:21:48

Compound	Sig	RT (min.)	Adj RT (min.)	Dlt RT (min.)	Q	Response	Cal Amt ug/l	OnCol Amt ug/l	Flags
1 Dichlorodifluoromethane	85	2.656	2.628	0.028	99	1986047	24.8	26.1	
2 Chloromethane	50	2.913	2.885	0.028	98	1428531	24.8	23.9	
3 Vinyl chloride	62	3.071	3.033	0.038	97	1560814	24.8	25.5	
6 Bromomethane	94	3.535	3.517	0.018	99	729014	24.8	18.1	
$ 5 BFB	95	3.545	3.544	0.001	0	92515		1.17	
7 Chloroethane	64	3.713	3.685	0.028	99	891315	24.8	23.7	
9 Trichlorofluoromethane	101	4.128	4.090	0.038	99	2479301	24.8	25.6	
13 1,1-Dichloroethene	96	4.967	4.949	0.018	95	1454056	24.8	26.2	
14 1,1,2-Trichloro-1,2,2-trif	101	4.987	4.959	0.028	94	2871302	24.8	25.5	
15 Acetone	43	5.066	5.048	0.018	86	1368811	124.1	55.7	
16 Iodomethane	142	5.214	5.196	0.018	96	1194867	24.8	19.9	
17 Carbon disulfide	76	5.333	5.305	0.028	99	3999915	24.8	26.1	
19 Methyl acetate	74	5.629	5.601	0.028	99	1019279	124.1	114.3	
20 Methylene Chloride	84	5.777	5.759	0.018	98	1484399	24.8	25.1	
* 21 TBA-d9 (IS)	65	5.876	5.838	0.038	97	2302074	500.0	500.0	
24 trans-1,2-Dichloroethene	96	6.252	6.233	0.019	98	1599275	24.8	27.1	
25 Methyl tert-butyl ether	73	6.271	6.253	0.018	98	3152882	24.8	28.1	
S 26 1,2-Dichloroethene, Total	96				0			53.9	
28 1,1-Dichloroethane	63	6.953	6.935	0.018	99	3175971	24.8	26.9	
29 Vinyl acetate	86	7.062	7.053	0.009	100	491250	49.6	115.6	
* 33 2-Butanone-d5	46	7.862	7.843	0.019	100	3223201	125.0	125.0	
34 2,2-Dichloropropane	41	7.941	7.912	0.029	96	1246618	24.8	20.6	
35 cis-1,2-Dichloroethene	96	7.941	7.922	0.019	91	1597859	24.8	26.8	
36 2-Butanone (MEK)	72	7.970	7.962	0.008	98	616753	124.1	90.1	
39 Chlorobromomethane	128	8.336	8.327	0.009	95	930383	24.8	27.3	
40 Tetrahydrofuran	42	8.444	8.456	-0.012	97	915543	49.6	63.8	
41 Chloroform	83	8.484	8.475	0.009	98	2849368	24.8	26.8	
$ 42 Dibromofluoromethane (Surr	113	8.751	8.732	0.019	91	2391712	25.0	27.2	7
43 1,1,1-Trichloroethane	97	8.800	8.792	0.008	98	2337613	24.8	26.7	
44 Cyclohexane	56	8.919	8.910	0.009	97	2848318	24.8	26.0	
45 1,1-Dichloropropene	75	9.086	9.078	0.008	94	2429465	24.8	28.5	

Compound	Sig	RT (min.)	Adj RT (min.)	Dlt RT (min.)	Q	Response	Cal Amt ug/l	OnCol Amt ug/l	Flags
46 Carbon tetrachloride	117	9.096	9.088	0.008	98	2249403	24.8	30.6	
47 Isobutyl alcohol	43	9.314	9.295	0.019	93	1639703	620.4	892.5	
$ 48 1,2-Dichloroethane-d4 (Sur	65	9.324	9.325	-0.001	81	1122759	25.0	25.9	
49 Benzene	78	9.442	9.434	0.008	97	4490629	24.8	27.0	
50 1,2-Dichloroethane	62	9.452	9.453	-0.001	91	1436435	24.8	27.4	
* 52 Fluorobenzene	96	9.916	9.908	0.008	97	4736717	25.0	25.0	
54 Trichloroethene	95	10.568	10.570	-0.002	99	1880800	24.8	26.9	
55 Methylcyclohexane	83	10.924	10.905	0.019	88	2303356	24.8	26.5	
56 1,2-Dichloropropane	63	10.943	10.945	-0.002	92	1944099	24.8	26.9	
* 57 1,4-Dioxane-d8	96	11.121	11.103	0.018	87	232048	500.0	500.0	
58 Dibromomethane	93	11.141	11.152	-0.011	97	1496407	24.8	27.3	
60 1,4-Dioxane	88	11.200	11.202	-0.002	96	251103	496.3	511.6	
61 Dichlorobromomethane	83	11.427	11.429	-0.002	98	2882379	24.8	27.1	
62 2-Chloroethyl vinyl ether	63		12.002				ND	ND	
63 cis-1,3-Dichloropropene	75	12.237	12.249	-0.012	95	2459158	24.8	27.8	
64 4-Methyl-2-pentanone (MIBK	43	12.524	12.525	-0.001	96	9278774	124.1	127.2	
$ 65 Toluene-d8 (Surr)	98	12.741	12.753	-0.012	98	3990589	25.0	26.2	
66 Toluene	92	12.870	12.871	-0.001	94	2865525	24.8	26.4	
67 trans-1,3-Dichloropropene	75	13.265	13.276	-0.011	99	2030526	24.8	29.3	
69 1,1,2-Trichloroethane	83	13.610	13.612	-0.002	97	1373299	24.8	27.2	
70 Tetrachloroethene	166	13.936	13.928	0.008	98	2303030	24.8	26.7	
71 1,3-Dichloropropane	76	13.946	13.948	-0.002	97	2536508	24.8	26.9	
72 2-Hexanone	43	14.134	14.145	-0.011	100	6103592	124.1	93.1	
73 Chlorodibromomethane	129	14.401	14.402	-0.001	98	2571885	24.8	29.0	
74 Ethylene Dibromide	107	14.638	14.639	-0.001	99	2276125	24.8	27.9	
* 75 Chlorobenzene-d5	117	15.655	15.657	-0.002	88	3642031	25.0	25.0	
76 Chlorobenzene	112	15.714	15.726	-0.012	97	3572308	24.8	26.6	
77 1,1,1,2-Tetrachloroethane	131	15.902	15.894	0.008	98	1827062	24.8	27.1	
78 Ethylbenzene	91	15.981	15.983	-0.002	99	5699779	24.8	26.3	
79 m-Xylene & p-Xylene	106	16.258	16.269	-0.011	98	2027967	24.8	26.6	
S 80 Xylenes, Total	106				0		49.6	53.5	
81 o-Xylene	106	17.186	17.198	-0.012	91	1980861	24.8	26.8	
82 Styrene	104	17.226	17.227	-0.001	93	2735441	24.8	25.2	
83 Bromoform	173	17.621	17.622	-0.001	94	2085653	24.8	29.9	
84 Isopropylbenzene	105	18.046	18.037	0.009	96	5653620	24.8	26.6	
$ 85 4-Bromofluorobenzene	95	18.312	18.314	-0.002	87	2635907	25.0	26.4	
86 Bromobenzene	156	18.569	18.571	-0.001	96	1893416	24.8	26.6	
87 1,1,2,2-Tetrachloroethane	83	18.579	18.580	-0.001	100	2790198	24.8	29.6	
88 1,2,3-Trichloropropane	110	18.638	18.650	-0.012	95	619431	24.8	29.9	
90 N-Propylbenzene	120	18.786	18.788	-0.002	98	1427847	24.8	27.2	
91 2-Chlorotoluene	126	18.905	18.906	-0.001	97	1342856	24.8	26.7	
92 1,3,5-Trimethylbenzene	105	19.063	19.064	-0.001	76	4024168	24.8	26.8	
93 4-Chlorotoluene	126	19.063	19.064	-0.001	97	1310479	24.8	25.8	
94 tert-Butylbenzene	119	19.517	19.509	0.008	93	4314212	24.8	26.4	
95 1,2,4-Trimethylbenzene	105	19.577	19.578	-0.001	97	3857539	24.8	26.5	
96 sec-Butylbenzene	105	19.804	19.805	-0.001	99	5953986	24.8	27.2	
97 1,3-Dichlorobenzene	146	19.922	19.934	-0.012	95	2925415	24.8	26.9	
98 4-Isopropyltoluene	119	19.991	19.993	-0.002	98	4406616	24.8	26.3	
* 99 1,4-Dichlorobenzene-d4	152	20.011	20.003	0.008	97	1978742	25.0	25.0	
100 1,4-Dichlorobenzene	146	20.041	20.032	0.009	93	3036151	24.8	27.2	
101 n-Butylbenzene	91	20.456	20.467	-0.011	99	3880667	24.8	26.3	
102 1,2-Dichlorobenzene	146	20.466	20.467	-0.001	83	2718528	24.8	26.9	

Compound	Sig	RT (min.)	Adj RT (min.)	Dlt RT (min.)	Q	Response	Cal Amt ug/l	OnCol Amt ug/l	Flags
103 1,2-Dibromo-3-Chloropropan	75	21.256	21.257	-0.001	94	505016	24.8	31.2	
104 1,2,4-Trichlorobenzene	180	22.086	22.087	-0.001	94	1863532	24.8	28.7	
105 Hexachlorobutadiene	225	22.263	22.265	-0.002	58	1133467	24.8	26.9	
106 Naphthalene	128	22.342	22.354	-0.012	98	3156487	24.8	32.7	
107 1,2,3-Trichlorobenzene	180	22.599	22.610	-0.011	95	1664782	24.8	29.9	

QC Flag Legend

Processing Flags

ND - Not Detected or Marked ND

7 - Failed Limit of Detection

Reagents:

8260SScorp_00013	Amount Added:	2.50	Units: uL	
8260LCS.Bcorp_00015	Amount Added:	1.41	Units: uL	
8260LCS.A_00020	Amount Added:	1.41	Units: uL	
8260IScorp._00015	Amount Added:	2.50	Units: uL	Run Reagent

Report Date: 29-May-2015 11:23:22 Chrom Revision: 2.2 05-May-2015 11:39:10

TestAmerica Burlington

Data File: \\BTV-LIMS1\ChromData\CHL.i\20150527-13776.b\13776_20.D

Injection Date:	27-May-2015 22:04:30	Instrument ID:	CHL.i	Operator ID:	NEA
Lims ID:	200-28023-A-3 MSD			Worklist Smp#:	19
Client ID:	IRRIGATION #4				
Purge Vol:	5.000 mL	Dil. Factor:	1.0000	ALS Bottle#:	19
Method:	8260_L_W_Ver.2	Limit Group:	VM_8260C_Limits		

Column: DB-624 (0.53 mm)

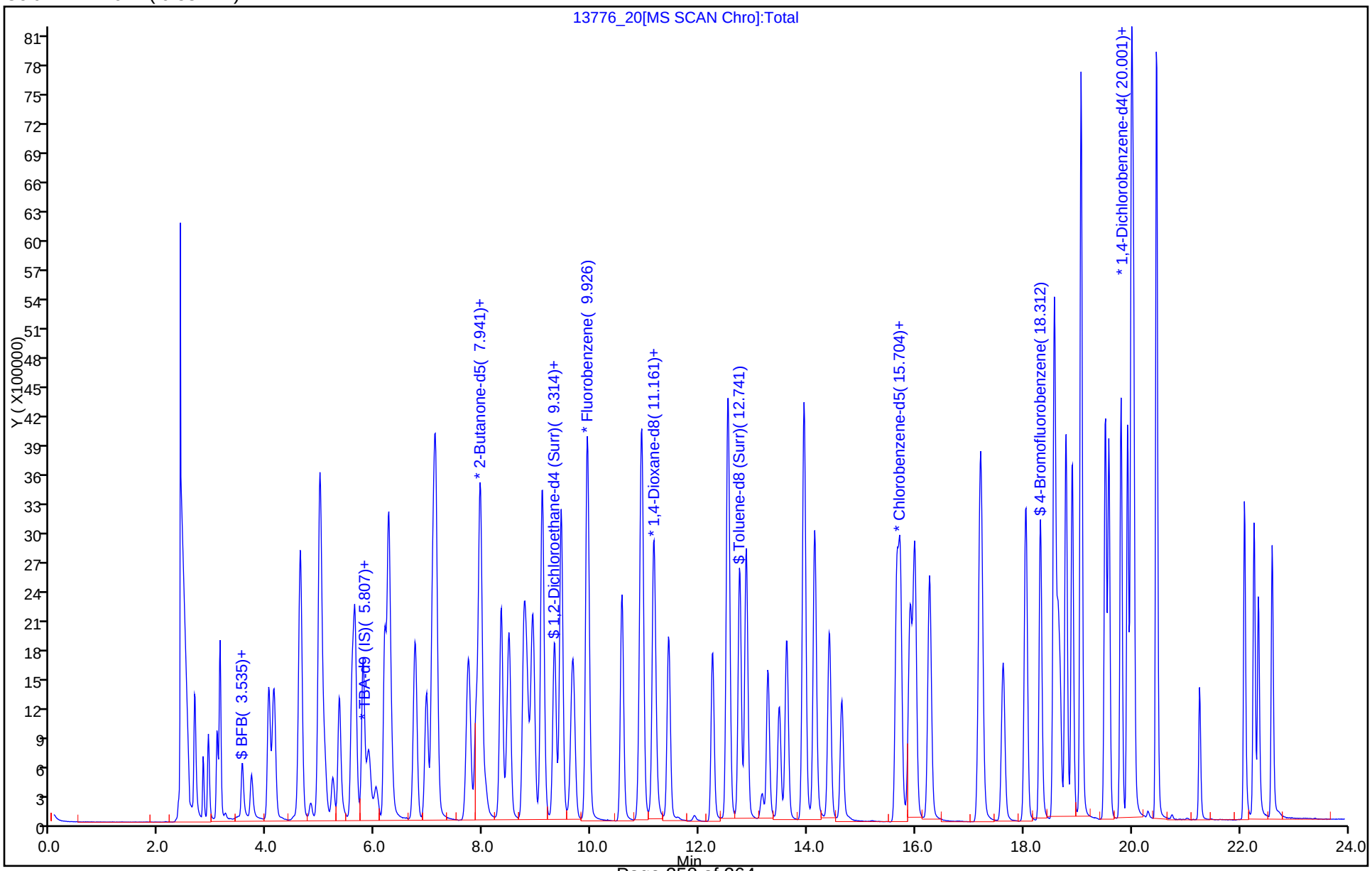

GC/MS VOA ANALYSIS RUN LOG

Lab Name: TestAmerica Burlington Job No.: 200-28023-1

SDG No.: 200-28023

Instrument ID: CHL.i Start Date: 05/20/2015 11:46

Analysis Batch Number: 88558 End Date: 05/21/2015 11:28

LAB SAMPLE ID	CLIENT SAMPLE ID	DATE ANALYZED	DILUTION FACTOR	LAB FILE ID	COLUMN ID
BFB 200-88558/1		05/20/2015 11:46	1	13688_01.D	DB-624 0.53(mm)
ZZZZZ		05/20/2015 12:13	1		DB-624 0.53(mm)
IC 200-88558/3		05/20/2015 12:45	1	13688_03.D	DB-624 0.53(mm)
IC 200-88558/4		05/20/2015 13:17	1	13688_04.D	DB-624 0.53(mm)
IC 200-88558/5		05/20/2015 13:49	1	13688_05.D	DB-624 0.53(mm)
IC 200-88558/6		05/20/2015 14:22	1	13688_06.D	DB-624 0.53(mm)
ICIS 200-88558/7		05/20/2015 14:54	1	13688_07.D	DB-624 0.53(mm)
IC 200-88558/8		05/20/2015 15:26	1	13688_08.D	DB-624 0.53(mm)
IC 200-88558/9		05/20/2015 15:58	1	13688_09.D	DB-624 0.53(mm)
VIBLK 200-88558/10		05/20/2015 16:30	1		DB-624 0.53(mm)
VIBLK 200-88558/11		05/20/2015 17:02	1		DB-624 0.53(mm)
ICV 200-88558/12		05/20/2015 17:34	1	13688_12.D	DB-624 0.53(mm)
ZZZZZ		05/20/2015 18:07	1		DB-624 0.53(mm)
VIBLK 200-88558/14		05/20/2015 18:39	1		DB-624 0.53(mm)
VIBLK 200-88558/15		05/20/2015 19:11	1		DB-624 0.53(mm)
ZZZZZ		05/20/2015 19:43	1		DB-624 0.53(mm)
ZZZZZ		05/20/2015 21:53	1		DB-624 0.53(mm)
ZZZZZ		05/20/2015 22:25	1		DB-624 0.53(mm)
ZZZZZ		05/20/2015 22:57	1		DB-624 0.53(mm)
ZZZZZ		05/20/2015 23:29	1		DB-624 0.53(mm)
ZZZZZ		05/21/2015 11:28	1		DB-624 0.53(mm)

GC/MS VOA ANALYSIS RUN LOG

Lab Name: TestAmerica Burlington Job No.: 200-28023-1

SDG No.: 200-28023

Instrument ID: CHL.i Start Date: 05/27/2015 11:00

Analysis Batch Number: 88791 End Date: 05/27/2015 22:04

LAB SAMPLE ID	CLIENT SAMPLE ID	DATE ANALYZED	DILUTION FACTOR	LAB FILE ID	COLUMN ID
BFB 200-88791/1		05/27/2015 11:00	1	13776_01.D	DB-624 0.53(mm)
CCV 200-88791/2		05/27/2015 11:21	1	13776_02.D	DB-624 0.53(mm)
LCS 200-88791/3		05/27/2015 11:54	1	13776_03.D	DB-624 0.53(mm)
CCVL 200-88791/4		05/27/2015 12:28	1	13776_04.D	DB-624 0.53(mm)
MB 200-88791/5		05/27/2015 13:02	1	13776_05.D	DB-624 0.53(mm)
ZZZZZ		05/27/2015 13:36	1		DB-624 0.53(mm)
ZZZZZ		05/27/2015 14:44	1		DB-624 0.53(mm)
ZZZZZ		05/27/2015 15:18	1		DB-624 0.53(mm)
200-28023-1	IRRIGATION #2	05/27/2015 16:26	1	13776_10.D	DB-624 0.53(mm)
200-28023-2	IRRIGATION #3	05/27/2015 17:00	1	13776_11.D	DB-624 0.53(mm)
200-28023-3	IRRIGATION #4	05/27/2015 17:34	1	13776_12.D	DB-624 0.53(mm)
200-28023-4	IRRIGATION #5	05/27/2015 18:08	1	13776_13.D	DB-624 0.53(mm)
200-28023-5	MW-10	05/27/2015 18:41	1	13776_14.D	DB-624 0.53(mm)
200-28023-6	DUP-1-5-18-15	05/27/2015 19:15	1	13776_15.D	DB-624 0.53(mm)
200-28023-7	TRIP BLANK	05/27/2015 19:49	1	13776_16.D	DB-624 0.53(mm)
200-28023-8	IRRIGATION #1	05/27/2015 20:23	1	13776_17.D	DB-624 0.53(mm)
200-28023-9	EQUIPMENT BLANK	05/27/2015 20:56	1	13776_18.D	DB-624 0.53(mm)
200-28023-3 MS	IRRIGATION #4 MS	05/27/2015 21:30	1	13776_19.D	DB-624 0.53(mm)
200-28023-3 MSD	IRRIGATION #4 MSD	05/27/2015 22:04	1	13776_20.D	DB-624 0.53(mm)

Shipping and Receiving Documents

TestAmerica Burlington
30 Community Drive, Suite 11
South Burlington, VT 05403
Phone:(802)660-1990

Chain of Custody Record

TestAmerica
THE LEADER IN ENVIRONMENTAL TESTING

Client Information	Sampler: M. Montario	Lab PM: Kathy Kelly	Carrier Tracking No(s):	COC No:
Client Contact: Lori Hoose	Phone: 518-270-1620	E-Mail: lhoose@HZHassociates.com		Page: 1 of 1
Company: HZH Associates, LLC				Job #:
Address: 179 River Street	Due Date Requested:	Analysis Requested		
City: Troy	TAT Requested (days): Standard			
State, Zip: NY, 12180	PO #: —			Preservation Codes: A - HCL; B - NaOH; C - Zn Acetate; D - Nitric Acid; E - NaHSO4; F - MeOH; G - Amchlor; H - Ascorbic Acid; I - Ice; J - DI Water; K - EDTA; L - EDA; M - Hexane; N - None; O - AsNaO2; P - Na2O4S; Q - Na2SO3; R - Na2S2SO3; S - H2SO4; T - TSP Dodecahydrate; U - Acetone; V - MCAA; W - ph 4-5; Z - other (specify); Other:
Phone: 518-270-1620	WO #: —			
Email: lhoose@HZHassociates.com	Project #: 610.32			
Project Name: NIFP-AOC 3	SSOW#: —			
Site: AOC-3				

200-28023 Chain of Custody

Sample Identification - Client ID	Sample Date	Sample Time	Sample Type (C=comp, G=grab)	Matrix (W=water, S=solid, O=waste/oil, BT=Tissue, A=Air)	Field Filtered Sample (Yes or No)	Perform MS/MSD (Yes or No)	VOA 8260	Total Number of containers	Special Instructions/Note:
			Preservation Code:						
Irrigation #2	5/18/15	1335	G	W	N		X	3	
Irrigation #3	5/18/15	1125	G	W	N		X	3	
Irrigation #4	5/18/15	0955	G	W	N	X	X	3	
Irrigation #4 MS	5/18/15	0955	G	W	N		X	3	
Irrigation #4 MSD	5/18/15	0955	G	W	N		X	3	
Irrigation #5	5/18/15	1500	G	W	N		X	3	
MW-10	5/18/15	1640	G	W	N		X	3	
DUP-1-5-18-15	5/18/15	—	G	W	N		X	3	
Trip Blank	5/12/15	—	G	W	N		X	2	
Irrigation #1	5/19/15	0925	G	W	N		X	3	
Equipment Blank	5/19/15	0900	G	W	N		X	3	

Possible Hazard Identification
☐ Non-Hazard ☐ Flammable ☐ Skin Irritant ☐ Poison B ☒ Unknown ☐ Radiological

Sample Disposal (A fee may be assessed if samples are retained longer than 1 month)
☐ Return To Client ☒ Disposal By Lab ☐ Archive For _____ Months

Deliverable Requested: I, II, III, IV, Other (specify) Cat B

Special Instructions/QC Requirements:

Relinquished by:	Date/Time:	Company	Received by:	Date/Time:	Company
	5/19/15 - 0946	H2H	Lori A Hoose	5/19/15 0947	Holt
Lori A. Hoose	5/19/15 - 1055	Holt		5-19-15 1055	TA
	5-19-15 1800	TA		5/20/15 1020	TABTU

Custody Seals Intact: ☐ Yes ☐ No | Custody Seal No.:

Cooler Temperature(s) °C and Other Remarks:



ORIGIN ID:SCHA (518) 438-8140
TIM KNOLLMEYER
TESTAMERICA LAB INC
25 KRAFT AVE

ALBANY, NY 12205
UNITED STATES US

SHIP DATE: 19MAY15
ACTWGT: 21.5 LB
CAD: 0439821/CAFE2807
DIMS: 21x14x11 IN

BILL THIRD PARTY

TO SAMPLE RECEIVING/ CALLAHAN
TESTAMERICA-BURLINGTON
30 COMMUNITY DRIVE, SUITE 11

BURLINGTON VT 05403
(802) 660-1990
REF: H2H AOC-3

FedEx Express

WED - 20 MAY AA
STANDARD OVERNIGHT

TRK# 0201 6285 8579 0570

EK BTVA

05403
VT-US BTV

Part # 156148-434 RIT2 04/13

Login Sample Receipt Checklist

Client: H2H Associates LLC

Job Number: 200-28023-1
SDG Number: 200-28023

Login Number: 28023
List Number: 1
Creator: Atherton, Joel E

List Source: TestAmerica Burlington

Question	Answer	Comment
Radioactivity wasn't checked or is </= background as measured by a survey meter.	True	Lab does not accept radioactive samples.
The cooler's custody seal, if present, is intact.	True	961661
Sample custody seals, if present, are intact.	True	
The cooler or samples do not appear to have been compromised or tampered with.	True	
Samples were received on ice.	True	
Cooler Temperature is acceptable.	True	
Cooler Temperature is recorded.	True	5.4ºC
COC is present.	True	
COC is filled out in ink and legible.	True	
COC is filled out with all pertinent information.	True	
Is the Field Sampler's name present on COC?	True	
There are no discrepancies between the containers received and the COC.	True	
Samples are received within Holding Time.	True	
Sample containers have legible labels.	True	
Containers are not broken or leaking.	True	
Sample collection date/times are provided.	True	
Appropriate sample containers are used.	True	
Sample bottles are completely filled.	True	
Sample Preservation Verified.	True	
There is sufficient vol. for all requested analyses, incl. any requested MS/MSDs	True	
Containers requiring zero headspace have no headspace or bubble is <6mm (1/4").	True	
Multiphasic samples are not present.	True	
Samples do not require splitting or compositing.	True	
Residual Chlorine Checked.	N/A	

ANALYTICAL REPORT

Lab Number:	L1403832
Client:	H2H Associates, LLC 179 River Street Troy, NY 12189
ATTN:	Lori Hoose
Phone:	(518) 270-1620
Project Name:	AOC 3 NEIP
Project Number:	610.27
Report Date:	02/27/14

The original project report/data package is held by Alpha Analytical. This report/data package is paginated and should be reproduced only in its entirety. Alpha Analytical holds no responsibility for results and/or data that are not consistent with the original.

Certifications & Approvals: MA (M-MA086), NY (11148), CT (PH-0574), NH (2003), NJ NELAP (MA935), RI (LAO00065), ME (MA00086), PA (68-03671), USDA (Permit #P-330-11-00240), NC (666), TX (T104704476), DOD (L2217), US Army Corps of Engineers.

Eight Walkup Drive, Westborough, MA 01581-1019
508-898-9220 (Fax) 508-898-9193 800-624-9220 - www.alphalab.com

Project Name: AOC 3 NEIP
Project Number: 610.27

Lab Number: L1403832
Report Date: 02/27/14

Alpha Sample ID	Client ID	Sample Location	Collection Date/Time
L1403832-01	SOIL DRUM MED #1	GUILDERLAND, NY	02/20/14 10:30

Project Name: AOC 3 NEIP
Project Number: 610.27

Lab Number: L1403832
Report Date: 02/27/14

Case Narrative

The samples were received in accordance with the Chain of Custody and no significant deviations were encountered during the preparation or analysis unless otherwise noted. Sample Receipt, Container Information, and the Chain of Custody are located at the back of the report.

Results contained within this report relate only to the samples submitted under this Alpha Lab Number and meet all of the requirements of NELAC, for all NELAC accredited parameters. The data presented in this report is organized by parameter (i.e. VOC, SVOC, etc.). Sample specific Quality Control data (i.e. Surrogate Spike Recovery) is reported at the end of the target analyte list for each individual sample, followed by the Laboratory Batch Quality Control at the end of each parameter. If a sample was re-analyzed or re-extracted due to a required quality control corrective action and if both sets of data are reported, the Laboratory ID of the re-analysis or re-extraction is designated with an "R" or "RE", respectively. When multiple Batch Quality Control elements are reported (e.g. more than one LCS), the associated samples for each element are noted in the grey shaded header line of each data table. Any Laboratory Batch, Sample Specific % recovery or RPD value that is outside the listed Acceptance Criteria is bolded in the report. Performance criteria for CAM and RCP methods allow for some LCS compound failures to occur and still be within method compliance. In these instances, the specific failures are not narrated but are noted in the associated QC table. This information is also incorporated in the Data Usability format for our Data Merger tool where it can be reviewed along with any associated usability implications. Soil/sediments, solids and tissues are reported on a dry weight basis unless otherwise noted. Definitions of all data qualifiers and acronyms used in this report are provided in the Glossary located at the back of the report.

In reference to questions H (CAM) or 4 (RCP) when "NO" is checked, the performance criteria for CAM and RCP methods allow for some quality control failures to occur and still be within method compliance. In these instances the specific failure is not narrated but noted in the associated QC table. The information is also incorporated in the Data Usability format of our Data Merger tool where it can be reviewed along with any associated usability implications.

Please see the associated ADEx data file for a comparison of laboratory reporting limits that were achieved with the regulatory Numerical Standards requested on the Chain of Custody.

HOLD POLICY
For samples submitted on hold, Alpha's policy is to hold samples (with the exception of Air canisters) free of charge for 21 calendar days from the date the project is completed. After 21 calendar days, we will dispose of all samples submitted including those put on hold unless you have contacted your Client Service Representative and made arrangements for Alpha to continue to hold the samples. Air canisters will be disposed after 3 business days from the date the project is completed.

Please contact Client Services at 800-624-9220 with any questions.

Project Name: AOC 3 NEIP
Project Number: 610.27

Lab Number: L1403832
Report Date: 02/27/14

Case Narrative (continued)

Report Submission

All non-detect (ND) or estimated concentrations (J-qualified) have been quantitated to the limit noted in the MDL column.

I, the undersigned, attest under the pains and penalties of perjury that, to the best of my knowledge and belief and based upon my personal inquiry of those responsible for providing the information contained in this analytical report, such information is accurate and complete. This certificate of analysis is not complete unless this page accompanies any and all pages of this report.

Authorized Signature: Michelle M. Morris

Title: Technical Director/Representative Date: 02/27/14

ORGANICS

VOLATILES

Project Name: AOC 3 NEIP **Lab Number:** L1403832

Project Number: 610.27 **Report Date:** 02/27/14

SAMPLE RESULTS

Lab ID:	L1403832-01	Date Collected:	02/20/14 10:30
Client ID:	SOIL DRUM MED #1	Date Received:	02/20/14
Sample Location:	GUILDERLAND, NY	Field Prep:	Not Specified
Matrix:	Soil		
Analytical Method:	1,8260C		
Analytical Date:	02/26/14 16:04		
Analyst:	MM		
Percent Solids:	81%		
TCLP/SPLP Ext. Date:	02/25/14 13:38		

Parameter	Result	Qualifier	Units	RL	MDL	Dilution Factor
TCLP Volatiles by EPA 1311 - Westborough Lab						
Chloroform	ND		ug/l	7.5	1.6	10
Carbon tetrachloride	ND		ug/l	5.0	1.3	10
Tetrachloroethene	ND		ug/l	5.0	1.8	10
Chlorobenzene	ND		ug/l	5.0	1.8	10
1,2-Dichloroethane	ND		ug/l	5.0	1.3	10
Benzene	ND		ug/l	5.0	1.6	10
Vinyl chloride	ND		ug/l	10	1.4	10
1,1-Dichloroethene	ND		ug/l	5.0	1.4	10
Trichloroethene	ND		ug/l	5.0	1.7	10
1,4-Dichlorobenzene	ND		ug/l	25	1.9	10
2-Butanone	ND		ug/l	50	19.	10

Surrogate	% Recovery	Qualifier	Acceptance Criteria
1,2-Dichloroethane-d4	100		70-130
Toluene-d8	90		70-130
4-Bromofluorobenzene	92		70-130
Dibromofluoromethane	108		70-130

Project Name: AOC 3 NEIP
Project Number: 610.27

Lab Number: L1403832
Report Date: 02/27/14

Method Blank Analysis
Batch Quality Control

Analytical Method: 1,8260C
Analytical Date: 02/26/14 15:31
Analyst: MM
TCLP Extraction Date: 02/25/14 13:38

Extraction Date: 02/25/14 13:38

Parameter	Result	Qualifier	Units	RL	MDL
TCLP Volatiles by EPA 1311 - Westborough Lab for sample(s): 01 Batch: WG672555-3					
Chloroform	ND		ug/l	7.5	1.6
Carbon tetrachloride	ND		ug/l	5.0	1.3
Tetrachloroethene	ND		ug/l	5.0	1.8
Chlorobenzene	ND		ug/l	5.0	1.8
1,2-Dichloroethane	ND		ug/l	5.0	1.3
Benzene	ND		ug/l	5.0	1.6
Vinyl chloride	ND		ug/l	10	1.4
1,1-Dichloroethene	ND		ug/l	5.0	1.4
Trichloroethene	ND		ug/l	5.0	1.7
1,4-Dichlorobenzene	ND		ug/l	25	1.9
2-Butanone	ND		ug/l	50	19.

Surrogate	%Recovery	Qualifier	Acceptance Criteria
1,2-Dichloroethane-d4	98		70-130
Toluene-d8	89		70-130
4-Bromofluorobenzene	91		70-130
Dibromofluoromethane	107		70-130

Lab Control Sample Analysis
Batch Quality Control

Project Name: AOC 3 NEIP
Project Number: 610.27

Lab Number: L1403832
Report Date: 02/27/14

Parameter	LCS %Recovery	Qual	LCSD %Recovery	Qual	%Recovery Limits	RPD	Qual	RPD Limits
TCLP Volatiles by EPA 1311 - Westborough Lab Associated sample(s): 01 Batch: WG672555-1 WG672555-2								
Chloroform	114		109		70-130	4		20
Carbon tetrachloride	110		104		63-132	6		20
Tetrachloroethene	104		96		70-130	8		20
Chlorobenzene	104		99		75-130	5		25
1,2-Dichloroethane	113		108		70-130	5		20
Benzene	106		101		70-130	5		25
Vinyl chloride	85		82		55-140	4		20
1,1-Dichloroethene	105		97		61-145	8		25
Trichloroethene	113		108		70-130	5		25
1,4-Dichlorobenzene	99		92		70-130	7		20
2-Butanone	98		82		63-138	18		20

Surrogate	LCS %Recovery	Qual	LCSD %Recovery	Qual	Acceptance Criteria
1,2-Dichloroethane-d4	99		102		70-130
Toluene-d8	88		91		70-130
4-Bromofluorobenzene	95		93		70-130
Dibromofluoromethane	107		108		70-130

SEMIVOLATILES

Project Name: AOC 3 NEIP
Lab Number: L1403832
Project Number: 610.27
Report Date: 02/27/14

SAMPLE RESULTS

Lab ID:	L1403832-01	Date Collected:	02/20/14 10:30
Client ID:	SOIL DRUM MED #1	Date Received:	02/20/14
Sample Location:	GUILDERLAND, NY	Field Prep:	Not Specified
Matrix:	Soil	Extraction Method:	EPA 3510C
Analytical Method:	1,8270D	Extraction Date:	02/25/14 17:35
Analytical Date:	02/26/14 13:20		
Analyst:	JB		
Percent Solids:	81%		
TCLP/SPLP Ext. Date:	02/24/14 14:27		

Parameter	Result	Qualifier	Units	RL	MDL	Dilution Factor
TCLP Semivolatiles by EPA 1311 - Westborough Lab						
Hexachlorobenzene	ND		ug/l	10	2.0	1
2,4-Dinitrotoluene	ND		ug/l	25	5.2	1
Hexachlorobutadiene	ND		ug/l	10	2.1	1
Hexachloroethane	ND		ug/l	10	1.5	1
Nitrobenzene	ND		ug/l	10	2.0	1
2,4,6-Trichlorophenol	ND		ug/l	25	3.9	1
Pentachlorophenol	ND		ug/l	50	16.	1
2-Methylphenol	ND		ug/l	25	3.5	1
3-Methylphenol/4-Methylphenol	ND		ug/l	25	3.6	1
2,4,5-Trichlorophenol	ND		ug/l	25	3.7	1
Pyridine	ND		ug/l	25	1.6	1

Surrogate	% Recovery	Qualifier	Acceptance Criteria
2-Fluorophenol	55		21-120
Phenol-d6	53		10-120
Nitrobenzene-d5	57		23-120
2-Fluorobiphenyl	55		15-120
2,4,6-Tribromophenol	68		10-120
4-Terphenyl-d14	87		33-120

Project Name: AOC 3 NEIP
Project Number: 610.27

Lab Number: L1403832
Report Date: 02/27/14

Method Blank Analysis
Batch Quality Control

Analytical Method: 1,8270D
Analytical Date: 02/26/14 11:31
Analyst: JB
TCLP Extraction Date: 02/24/14 14:27

Extraction Method: EPA 3510C
Extraction Date: 02/25/14 17:35

Parameter	Result	Qualifier	Units	RL	MDL
TCLP Semivolatiles by EPA 1311 - Westborough Lab for sample(s): 01 Batch: WG672261-1					
Hexachlorobenzene	ND		ug/l	10	2.0
2,4-Dinitrotoluene	ND		ug/l	25	5.2
Hexachlorobutadiene	ND		ug/l	10	2.1
Hexachloroethane	ND		ug/l	10	1.5
Nitrobenzene	ND		ug/l	10	2.0
2,4,6-Trichlorophenol	ND		ug/l	25	3.9
Pentachlorophenol	ND		ug/l	50	16.
2-Methylphenol	ND		ug/l	25	3.5
3-Methylphenol/4-Methylphenol	ND		ug/l	25	3.6
2,4,5-Trichlorophenol	ND		ug/l	25	3.7
Pyridine	ND		ug/l	25	1.6

Surrogate	%Recovery	Qualifier	Acceptance Criteria
2-Fluorophenol	74		21-120
Phenol-d6	69		10-120
Nitrobenzene-d5	77		23-120
2-Fluorobiphenyl	72		15-120
2,4,6-Tribromophenol	83		10-120
4-Terphenyl-d14	94		33-120

Lab Control Sample Analysis
Batch Quality Control

Project Name: AOC 3 NEIP
Project Number: 610.27

Lab Number: L1403832
Report Date: 02/27/14

Parameter	LCS %Recovery	Qual	LCSD %Recovery	Qual	%Recovery Limits	RPD	Qual	RPD Limits
TCLP Semivolatiles by EPA 1311 - Westborough Lab Associated sample(s): 01 Batch: WG672261-2 WG672261-3								
Hexachlorobenzene	89		87		40-140	2		30
2,4-Dinitrotoluene	95		91		24-96	4		30
Hexachlorobutadiene	60		62		40-140	3		30
Hexachloroethane	56		56		40-140	0		30
Nitrobenzene	74		77		40-140	4		30
2,4,6-Trichlorophenol	85		87		30-130	2		30
Pentachlorophenol	94		95		9-103	1		30
2-Methylphenol	75		79		30-130	5		30
3-Methylphenol/4-Methylphenol	80		83		30-130	4		30
2,4,5-Trichlorophenol	90		92		30-130	2		30
Pyridine	34		29		10-66	16		30

Surrogate	LCS %Recovery	Qual	LCSD %Recovery	Qual	Acceptance Criteria
2-Fluorophenol	81		83		21-120
Phenol-d6	82		81		10-120
Nitrobenzene-d5	89		89		23-120
2-Fluorobiphenyl	81		82		15-120
2,4,6-Tribromophenol	108		108		10-120
4-Terphenyl-d14	104		101		33-120

PCBS

Project Name: AOC 3 NEIP
Lab Number: L1403832
Project Number: 610.27
Report Date: 02/27/14

SAMPLE RESULTS

Lab ID:	L1403832-01	Date Collected:	02/20/14 10:30
Client ID:	SOIL DRUM MED #1	Date Received:	02/20/14
Sample Location:	GUILDERLAND, NY	Field Prep:	Not Specified
Matrix:	Soil	Extraction Method:	EPA 3546
Analytical Method:	1,8082A	Extraction Date:	02/22/14 01:18
Analytical Date:	02/22/14 19:35	Cleanup Method1:	EPA 3665A
Analyst:	JW	Cleanup Date1:	02/22/14
Percent Solids:	81%	Cleanup Method2:	EPA 3660B
		Cleanup Date2:	02/22/14

Parameter	Result	Qualifier	Units	RL	MDL	Dilution Factor	Column
Polychlorinated Biphenyls by GC - Westborough Lab							
Aroclor 1016	ND		ug/kg	40.5	3.20	1	A
Aroclor 1221	ND		ug/kg	40.5	3.73	1	A
Aroclor 1232	ND		ug/kg	40.5	4.75	1	A
Aroclor 1242	ND		ug/kg	40.5	4.96	1	A
Aroclor 1248	ND		ug/kg	40.5	3.42	1	A
Aroclor 1254	ND		ug/kg	40.5	3.33	1	A
Aroclor 1260	ND		ug/kg	40.5	3.08	1	A
Aroclor 1262	ND		ug/kg	40.5	2.01	1	A
Aroclor 1268	ND		ug/kg	40.5	5.87	1	A

Surrogate	% Recovery	Qualifier	Acceptance Criteria	Column
2,4,5,6-Tetrachloro-m-xylene	83		30-150	A
Decachlorobiphenyl	83		30-150	A
2,4,5,6-Tetrachloro-m-xylene	80		30-150	B
Decachlorobiphenyl	91		30-150	B

Project Name: AOC 3 NEIP

Project Number: 610.27

Lab Number: L1403832

Report Date: 02/27/14

Method Blank Analysis
Batch Quality Control

Analytical Method: 1,8082A
Analytical Date: 02/22/14 20:15
Analyst: JW

Extraction Method: EPA 3546
Extraction Date: 02/22/14 01:18
Cleanup Method1: EPA 3665A
Cleanup Date1: 02/22/14
Cleanup Method2: EPA 3660B
Cleanup Date2: 02/22/14

Parameter	Result	Qualifier	Units	RL	MDL	Column
Polychlorinated Biphenyls by GC - Westborough Lab for sample(s): 01 Batch: WG671706-1						
Aroclor 1016	ND		ug/kg	33.0	2.61	A
Aroclor 1221	ND		ug/kg	33.0	3.04	A
Aroclor 1232	ND		ug/kg	33.0	3.87	A
Aroclor 1242	ND		ug/kg	33.0	4.04	A
Aroclor 1248	ND		ug/kg	33.0	2.78	A
Aroclor 1254	ND		ug/kg	33.0	2.71	A
Aroclor 1260	ND		ug/kg	33.0	2.51	A
Aroclor 1262	ND		ug/kg	33.0	1.64	A
Aroclor 1268	ND		ug/kg	33.0	4.78	A

Surrogate	%Recovery	Qualifier	Acceptance Criteria	Column
2,4,5,6-Tetrachloro-m-xylene	90		30-150	A
Decachlorobiphenyl	86		30-150	A
2,4,5,6-Tetrachloro-m-xylene	85		30-150	B
Decachlorobiphenyl	97		30-150	B

Lab Control Sample Analysis
Batch Quality Control

Project Name: AOC 3 NEIP
Project Number: 610.27

Lab Number: L1403832
Report Date: 02/27/14

Parameter	LCS %Recovery	Qual	LCSD %Recovery	Qual	%Recovery Limits	RPD	Qual	RPD Limits	Column
Polychlorinated Biphenyls by GC - Westborough Lab Associated sample(s): 01 Batch: WG671706-2 WG671706-3									
Aroclor 1016	86		80		40-140	7		50	A
Aroclor 1260	98		95		40-140	3		50	A

Surrogate	LCS %Recovery	Qual	LCSD %Recovery	Qual	Acceptance Criteria	Column
2,4,5,6-Tetrachloro-m-xylene	90		84		30-150	A
Decachlorobiphenyl	87		85		30-150	A
2,4,5,6-Tetrachloro-m-xylene	85		79		30-150	B
Decachlorobiphenyl	96		96		30-150	B

PESTICIDES

Project Name: AOC 3 NEIP
Project Number: 610.27
Lab Number: L1403832
Report Date: 02/27/14

SAMPLE RESULTS

Lab ID:	L1403832-01	Date Collected:	02/20/14 10:30
Client ID:	SOIL DRUM MED #1	Date Received:	02/20/14
Sample Location:	GUILDERLAND, NY	Field Prep:	Not Specified
Matrix:	Soil	Extraction Method:	EPA 3510C
Analytical Method:	1,8081B	Extraction Date:	02/25/14 14:27
Analytical Date:	02/26/14 07:29	Cleanup Method1:	EPA 3620B
Analyst:	SH	Cleanup Date1:	02/25/14
Percent Solids:	81%		
TCLP/SPLP Ext. Date:	02/24/14 14:27		

Parameter	Result	Qualifier	Units	RL	MDL	Dilution Factor	Column
TCLP Pesticides by EPA 1311 - Westborough Lab							
Lindane	ND		ug/l	0.100	0.022	1	A
Heptachlor	ND		ug/l	0.100	0.016	1	A
Heptachlor epoxide	ND		ug/l	0.100	0.021	1	A
Endrin	ND		ug/l	0.200	0.021	1	A
Methoxychlor	ND		ug/l	1.00	0.034	1	A
Toxaphene	ND		ug/l	1.00	0.314	1	A
Chlordane	ND		ug/l	1.00	0.232	1	A

Surrogate	% Recovery	Qualifier	Acceptance Criteria	Column
2,4,5,6-Tetrachloro-m-xylene	66		30-150	A
Decachlorobiphenyl	71		30-150	A
2,4,5,6-Tetrachloro-m-xylene	57		30-150	B
Decachlorobiphenyl	82		30-150	B

Project Name: AOC 3 NEIP **Lab Number:** L1403832

Project Number: 610.27 **Report Date:** 02/27/14

SAMPLE RESULTS

Lab ID:	L1403832-01	Date Collected:	02/20/14 10:30
Client ID:	SOIL DRUM MED #1	Date Received:	02/20/14
Sample Location:	GUILDERLAND, NY	Field Prep:	Not Specified
Matrix:	Soil	Extraction Method:	EPA 8151A
Analytical Method:	1,8151A	Extraction Date:	02/25/14 11:08
Analytical Date:	02/26/14 07:35	Methylation Date:	02/25/14 18:41
Analyst:	SH		
Percent Solids:	81%		
TCLP/SPLP Ext. Date:	02/24/14 14:27		

Parameter	Result	Qualifier	Units	RL	MDL	Dilution Factor	Column
TCLP Herbicides by EPA 1311 - Westborough Lab							
2,4-D	ND		mg/l	0.025	0.001	1	A
2,4,5-TP (Silvex)	ND		mg/l	0.005	0.001	1	A

Surrogate	% Recovery	Qualifier	Acceptance Criteria	Column
DCAA	42		30-150	A
DCAA	34		30-150	B

Project Name: AOC 3 NEIP
Project Number: 610.27

Lab Number: L1403832
Report Date: 02/27/14

Method Blank Analysis
Batch Quality Control

Analytical Method: 1,8151A
Analytical Date: 02/26/14 06:35
Analyst: SH
TCLP Extraction Date: 02/24/14 14:27

Extraction Method: EPA 8151A
Extraction Date: 02/25/14 11:08

Methylation Date: 02/25/14 18:41

Parameter	Result	Qualifier	Units	RL	MDL	Column
TCLP Herbicides by EPA 1311 - Westborough Lab for sample(s): 01 Batch: WG672154-1						
2,4-D	ND		mg/l	0.025	0.001	A
2,4,5-TP (Silvex)	ND		mg/l	0.005	0.001	A

Surrogate	%Recovery	Qualifier	Acceptance Criteria	Column
DCAA	43		30-150	A
DCAA	44		30-150	B

Project Name: AOC 3 NEIP
Project Number: 610.27

Lab Number: L1403832
Report Date: 02/27/14

Method Blank Analysis
Batch Quality Control

Analytical Method: 1,8081B
Analytical Date: 02/26/14 07:16
Analyst: SH
TCLP Extraction Date: 02/24/14 14:27

Extraction Method: EPA 3510C
Extraction Date: 02/25/14 14:27
Cleanup Method1: EPA 3620B
Cleanup Date1: 02/25/14

Parameter	Result	Qualifier	Units	RL	MDL	Column
TCLP Pesticides by EPA 1311 - Westborough Lab for sample(s): 01 Batch: WG672238-1						
Lindane	ND		ug/l	0.100	0.022	A
Heptachlor	ND		ug/l	0.100	0.016	A
Heptachlor epoxide	ND		ug/l	0.100	0.021	A
Endrin	ND		ug/l	0.200	0.021	A
Methoxychlor	ND		ug/l	1.00	0.034	A
Toxaphene	ND		ug/l	1.00	0.314	A
Chlordane	ND		ug/l	1.00	0.232	A

Surrogate	%Recovery	Qualifier	Acceptance Criteria	Column
2,4,5,6-Tetrachloro-m-xylene	61		30-150	A
Decachlorobiphenyl	78		30-150	A
2,4,5,6-Tetrachloro-m-xylene	54		30-150	B
Decachlorobiphenyl	87		30-150	B

Lab Control Sample Analysis

Batch Quality Control

Project Name: AOC 3 NEIP

Project Number: 610.27

Lab Number: L1403832

Report Date: 02/27/14

Parameter	LCS %Recovery	Qual	LCSD %Recovery	Qual	%Recovery Limits	RPD	Qual	RPD Limits	Column
TCLP Herbicides by EPA 1311 - Westborough Lab Associated sample(s): 01 Batch: WG672154-2 WG672154-3									
2,4-D	99		102		30-150	3		25	A
2,4,5-TP (Silvex)	40		46		30-150	14		25	A

Surrogate	LCS %Recovery	Qual	LCSD %Recovery	Qual	Acceptance Criteria	Column
DCAA	41		46		30-150	A
DCAA	**207**	Q	**175**	Q	30-150	B

Lab Control Sample Analysis
Batch Quality Control

Project Name: AOC 3 NEIP
Project Number: 610.27

Lab Number: L1403832
Report Date: 02/27/14

Parameter	LCS %Recovery	Qual	LCSD %Recovery	Qual	%Recovery Limits	RPD	Qual	RPD Limits	Column
TCLP Pesticides by EPA 1311 - Westborough Lab Associated sample(s): 01 Batch: WG672238-2 WG672238-3									
Lindane	79		76		30-150	5		20	A
Heptachlor	84		79		30-150	6		20	A
Heptachlor epoxide	84		79		30-150	6		20	A
Endrin	94		86		30-150	8		20	A
Methoxychlor	86		76		30-150	12		20	A

Surrogate	LCS %Recovery	Qual	LCSD %Recovery	Qual	Acceptance Criteria	Column
2,4,5,6-Tetrachloro-m-xylene	66		61		30-150	A
Decachlorobiphenyl	93		82		30-150	A
2,4,5,6-Tetrachloro-m-xylene	58		55		30-150	B
Decachlorobiphenyl	97		91		30-150	B

METALS

Project Name: AOC 3 NEIP
Lab Number: L1403832
Project Number: 610.27
Report Date: 02/27/14

SAMPLE RESULTS

Lab ID: L1403832-01
Client ID: SOIL DRUM MED #1
Sample Location: GUILDERLAND, NY
Matrix: Soil
Percent Solids: 81%

Date Collected: 02/20/14 10:30
Date Received: 02/20/14
Field Prep: Not Specified
TCLP/SPLP Ext. Date: 02/24/14 14:27

Parameter	Result	Qualifier	Units	RL	MDL	Dilution Factor	Date Prepared	Date Analyzed	Prep Method	Analytical Method	Analyst
TCLP Metals by EPA 1311 - Westborough Lab											
Arsenic, TCLP	ND		mg/l	1.0	0.02	1	02/25/14 11:33	02/25/14 19:11	EPA 3015	1,6010C	JH
Barium, TCLP	0.25	J	mg/l	0.50	0.03	1	02/25/14 11:33	02/25/14 19:11	EPA 3015	1,6010C	JH
Cadmium, TCLP	ND		mg/l	0.10	0.01	1	02/25/14 11:33	02/25/14 19:11	EPA 3015	1,6010C	JH
Chromium, TCLP	ND		mg/l	0.20	0.02	1	02/25/14 11:33	02/25/14 19:11	EPA 3015	1,6010C	JH
Lead, TCLP	ND		mg/l	0.50	0.02	1	02/25/14 11:33	02/25/14 19:11	EPA 3015	1,6010C	JH
Mercury, TCLP	ND		mg/l	0.0010	0.0003	1	02/25/14 12:45	02/25/14 15:52	EPA 7470A	1,7470A	AK
Selenium, TCLP	ND		mg/l	0.50	0.03	1	02/25/14 11:33	02/25/14 19:11	EPA 3015	1,6010C	JH
Silver, TCLP	ND		mg/l	0.10	0.02	1	02/25/14 11:33	02/25/14 19:11	EPA 3015	1,6010C	JH

Project Name: AOC 3 NEIP
Project Number: 610.27
Lab Number: L1403832
Report Date: 02/27/14

Method Blank Analysis
Batch Quality Control

Parameter	Result	Qualifier	Units	RL	MDL	Dilution Factor	Date Prepared	Date Analyzed	Analytical Method	Analyst
TCLP Metals by EPA 1311 - Westborough Lab for sample(s): 01 Batch: WG672122-1										
Mercury, TCLP	ND		mg/l	0.0010	0.0003	1	02/25/14 12:45	02/25/14 15:02	1,7470A	AK

Prep Information

Digestion Method: EPA 7470A
TCLP/SPLP Extraction Date: 02/24/14 14:27

Parameter	Result	Qualifier	Units	RL	MDL	Dilution Factor	Date Prepared	Date Analyzed	Analytical Method	Analyst
TCLP Metals by EPA 1311 - Westborough Lab for sample(s): 01 Batch: WG672172-1										
Arsenic, TCLP	0.05	J	mg/l	1.0	0.02	1	02/25/14 11:33	02/25/14 13:27	1,6010C	JH
Barium, TCLP	ND		mg/l	0.50	0.03	1	02/25/14 11:33	02/25/14 13:27	1,6010C	JH
Cadmium, TCLP	ND		mg/l	0.10	0.01	1	02/25/14 11:33	02/25/14 13:27	1,6010C	JH
Chromium, TCLP	ND		mg/l	0.20	0.02	1	02/25/14 11:33	02/25/14 13:27	1,6010C	JH
Lead, TCLP	ND		mg/l	0.50	0.02	1	02/25/14 11:33	02/25/14 13:27	1,6010C	JH
Selenium, TCLP	ND		mg/l	0.50	0.03	1	02/25/14 11:33	02/25/14 13:27	1,6010C	JH
Silver, TCLP	ND		mg/l	0.10	0.02	1	02/25/14 11:33	02/25/14 13:27	1,6010C	JH

Prep Information

Digestion Method: EPA 3015
TCLP/SPLP Extraction Date: 02/24/14 14:27

Lab Control Sample Analysis

Batch Quality Control

Project Name: AOC 3 NEIP

Project Number: 610.27

Lab Number: L1403832

Report Date: 02/27/14

Parameter	LCS %Recovery	Qual	LCSD %Recovery	Qual	%Recovery Limits	RPD	Qual	RPD Limits
TCLP Metals by EPA 1311 - Westborough Lab Associated sample(s): 01 Batch: WG672122-2								
Mercury, TCLP	103		-		80-120	-		
TCLP Metals by EPA 1311 - Westborough Lab Associated sample(s): 01 Batch: WG672172-2								
Arsenic, TCLP	108		-		75-125	-		20
Barium, TCLP	100		-		75-125	-		20
Cadmium, TCLP	102		-		75-125	-		20
Chromium, TCLP	100		-		75-125	-		20
Lead, TCLP	96		-		75-125	-		20
Selenium, TCLP	108		-		75-125	-		20
Silver, TCLP	104		-		75-125	-		20

Matrix Spike Analysis
Batch Quality Control

Project Name: AOC 3 NEIP
Project Number: 610.27

Lab Number: L1403832
Report Date: 02/27/14

Parameter	Native Sample	MS Added	MS Found	MS %Recovery	Qual	MSD Found	MSD %Recovery	Qual	Recovery Limits	RPD	Qual	RPD Limits
TCLP Metals by EPA 1311 - Westborough Lab Associated sample(s): 01 QC Batch ID: WG672122-4 QC Sample: L1403702-01 Client ID: MS Sample												
Mercury, TCLP	ND	0.025	0.0266	106		-	-		80-120	-		20
TCLP Metals by EPA 1311 - Westborough Lab Associated sample(s): 01 QC Batch ID: WG672172-4 QC Sample: L1403725-02 Client ID: MS Sample												
Arsenic, TCLP	ND	1.2	1.3	108		-	-		75-125	-		20
Barium, TCLP	0.17J	20	20	100		-	-		75-125	-		20
Cadmium, TCLP	ND	0.51	0.52	102		-	-		75-125	-		20
Chromium, TCLP	ND	2	2.0	100		-	-		75-125	-		20
Lead, TCLP	1.2	5.1	6.5	104		-	-		75-125	-		20
Selenium, TCLP	ND	1.2	1.4	117		-	-		75-125	-		20
Silver, TCLP	ND	0.5	0.52	104		-	-		75-125	-		20

Lab Duplicate Analysis
Batch Quality Control

Project Name: AOC 3 NEIP
Project Number: 610.27

Lab Number: L1403832
Report Date: 02/27/14

Parameter	Native Sample	Duplicate Sample	Units	RPD	Qual	RPD Limits
TCLP Metals by EPA 1311 - Westborough Lab Associated sample(s): 01 QC Batch ID: WG672122-3 QC Sample: L1403702-01 Client ID: DUP Sample						
Mercury, TCLP	ND	ND	mg/l	NC		20
TCLP Metals by EPA 1311 - Westborough Lab Associated sample(s): 01 QC Batch ID: WG672172-3 QC Sample: L1403725-02 Client ID: DUP Sample						
Lead, TCLP	1.2	1.3	mg/l	8		20

INORGANICS
&
MISCELLANEOUS

Project Name: AOC 3 NEIP
Project Number: 610.27
Lab Number: L1403832
Report Date: 02/27/14

SAMPLE RESULTS

Lab ID: L1403832-01
Client ID: SOIL DRUM MED #1
Sample Location: GUILDERLAND, NY
Matrix: Soil
Date Collected: 02/20/14 10:30
Date Received: 02/20/14
Field Prep: Not Specified

Test Material Information

Source of Material: Unknown
Description of Material: Non-Metallic - Damp Soil
Particle Size: Medium
Preliminary Burning Time (sec): 120

Parameter	Result	Date Analyzed	Analytical Method	Analyst
Ignitability of Solids - Westborough Lab				
Ignitability	NI	02/25/14 10:56	1,1030	SB

Project Name: AOC 3 NEIP
Project Number: 610.27

Lab Number: L1403832
Report Date: 02/27/14

SAMPLE RESULTS

Lab ID: L1403832-01
Client ID: SOIL DRUM MED #1
Sample Location: GUILDERLAND, NY
Matrix: Soil

Date Collected: 02/20/14 10:30
Date Received: 02/20/14
Field Prep: Not Specified

Parameter	Result	Qualifier	Units	RL	MDL	Dilution Factor	Date Prepared	Date Analyzed	Analytical Method	Analyst
General Chemistry - Westborough Lab										
Solids, Total	80.8		%	0.100	NA	1	-	02/21/14 20:09	30,2540G	RT
pH (H)	7.3		SU	-	NA	1	-	02/26/14 00:50	1,9045D	TA
Cyanide, Reactive	ND		mg/kg	10	10.	1	02/25/14 19:40	02/25/14 22:17	1,7.3	EL
Sulfide, Reactive	ND		mg/kg	10	10.	1	02/25/14 19:40	02/25/14 21:36	1,7.3	EL

Project Name: AOC 3 NEIP
Project Number: 610.27
Lab Number: L1403832
Report Date: 02/27/14

Method Blank Analysis
Batch Quality Control

Parameter	Result	Qualifier	Units	RL	MDL	Dilution Factor	Date Prepared	Date Analyzed	Analytical Method	Analyst
General Chemistry - Westborough Lab for sample(s): 01 Batch: WG672269-1										
Sulfide, Reactive	ND		mg/kg	10	10.	1	02/25/14 19:40	02/25/14 21:30	1,7.3	EL
General Chemistry - Westborough Lab for sample(s): 01 Batch: WG672270-1										
Cyanide, Reactive	ND		mg/kg	10	10.	1	02/25/14 19:40	02/25/14 22:16	1,7.3	EL

Lab Control Sample Analysis

Batch Quality Control

Project Name: AOC 3 NEIP

Project Number: 610.27

Lab Number: L1403832

Report Date: 02/27/14

Parameter	LCS %Recovery	Qual	LCSD %Recovery	Qual	%Recovery Limits	RPD	Qual	RPD Limits
General Chemistry - Westborough Lab Associated sample(s): 01 Batch: WG672269-2								
Sulfide, Reactive	67		-		60-125	-		40
General Chemistry - Westborough Lab Associated sample(s): 01 Batch: WG672270-2								
Cyanide, Reactive	50		-		30-125	-		40
General Chemistry - Westborough Lab Associated sample(s): 01 Batch: WG672285-1								
pH	101		-		99-101	-		

Lab Duplicate Analysis
Batch Quality Control

Project Name: AOC 3 NEIP
Project Number: 610.27

Lab Number: L1403832
Report Date: 02/27/14

Parameter	Native Sample	Duplicate Sample	Units	RPD	Qual	RPD Limits
General Chemistry - Westborough Lab Associated sample(s): 01 QC Batch ID: WG671679-1 QC Sample: L1403793-02 Client ID: DUP Sample						
Solids, Total	76.7	77.1	%	1		20
General Chemistry - Westborough Lab Associated sample(s): 01 QC Batch ID: WG672269-3 QC Sample: L1403903-01 Client ID: DUP Sample						
Sulfide, Reactive	ND	ND	mg/kg	NC		40
General Chemistry - Westborough Lab Associated sample(s): 01 QC Batch ID: WG672270-3 QC Sample: L1403903-01 Client ID: DUP Sample						
Cyanide, Reactive	ND	ND	mg/kg	NC		40
General Chemistry - Westborough Lab Associated sample(s): 01 QC Batch ID: WG672285-2 QC Sample: L1404048-01 Client ID: DUP Sample						
pH	8.0	8.0	SU	0		5

Project Name: AOC 3 NEIP
Project Number: 610.27

Lab Number: L1403832
Report Date: 02/27/14

Sample Receipt and Container Information

Were project specific reporting limits specified? YES

Reagent H2O Preserved Vials Frozen on: NA

Cooler Information Custody Seal

Cooler	
A	Absent

Container Information

Container ID	Container Type	Cooler	pH	Temp deg C	Pres	Seal	Analysis(*)
L1403832-01A	Vial Large Septa unpreserved	A	N/A	2.4	Y	Absent	TCLP-EXT-ZHE(14)
L1403832-01B	Amber 250ml unpreserved	A	N/A	2.4	Y	Absent	IGNIT-1030(14),REACTS(14),TS(7),PH-9045(1),NYTCL-8082(14),REACTCN(14)
L1403832-01C	Amber 250ml unpreserved	A	N/A	2.4	Y	Absent	IGNIT-1030(14),REACTS(14),TS(7),PH-9045(1),NYTCL-8082(14),REACTCN(14)
L1403832-01W	Amber 1000ml unpreserved split	A	N/A	2.4	Y	Absent	TCLP-8270(14),HERB-TCLP*(14),PEST-TCLP*(14)
L1403832-01X	Plastic 250ml HNO3 preserved spl	A	<2	2.4	Y	Absent	CD-CI(180),AS-CI(180),BA-CI(180),HG-C(28),PB-CI(180),CR-CI(180),SE-CI(180),AG-CI(180)
L1403832-01Y	Vial unpreserved split	A	N/A	2.4	Y	Absent	TCLP-VOA(14)
L1403832-01Z	Vial unpreserved split	A	N/A	2.4	Y	Absent	TCLP-VOA(14)

*Values in parentheses indicate holding time in days

Project Name:	AOC 3 NEIP	**Lab Number:**	L1403832
Project Number:	610.27	**Report Date:**	02/27/14

GLOSSARY

Acronyms

EDL - Estimated Detection Limit: This value represents the level to which target analyte concentrations are reported as estimated values, when those target analyte concentrations are quantified below the reporting limit (RL). The EDL includes any adjustments from dilutions, concentrations or moisture content, where applicable. The use of EDLs is specific to the analysis of PAHs using Solid-Phase Microextraction (SPME).

EPA - Environmental Protection Agency.

LCS - Laboratory Control Sample: A sample matrix, free from the analytes of interest, spiked with verified known amounts of analytes or a material containing known and verified amounts of analytes.

LCSD - Laboratory Control Sample Duplicate: Refer to LCS.

LFB - Laboratory Fortified Blank: A sample matrix, free from the analytes of interest, spiked with verified known amounts of analytes or a material containing known and verified amounts of analytes.

MDL - Method Detection Limit: This value represents the level to which target analyte concentrations are reported as estimated values, when those target analyte concentrations are quantified below the reporting limit (RL). The MDL includes any adjustments from dilutions, concentrations or moisture content, where applicable.

MS - Matrix Spike Sample: A sample prepared by adding a known mass of target analyte to a specified amount of matrix sample for which an independent estimate of target analyte concentration is available.

MSD - Matrix Spike Sample Duplicate: Refer to MS.

NA - Not Applicable.

NC - Not Calculated: Term is utilized when one or more of the results utilized in the calculation are non-detect at the parameter's reporting unit.

NI - Not Ignitable.

RL - Reporting Limit: The value at which an instrument can accurately measure an analyte at a specific concentration. The RL includes any adjustments from dilutions, concentrations or moisture content, where applicable.

RPD - Relative Percent Difference: The results from matrix and/or matrix spike duplicates are primarily designed to assess the precision of analytical results in a given matrix and are expressed as relative percent difference (RPD). Values which are less than five times the reporting limit for any individual parameter are evaluated by utilizing the absolute difference between the values; although the RPD value will be provided in the report.

SRM - Standard Reference Material: A reference sample of a known or certified value that is of the same or similar matrix as the associated field samples.

Footnotes

1 - The reference for this analyte should be considered modified since this analyte is absent from the target analyte list of the original method.

Terms

Analytical Method: Both the document from which the method originates and the analytical reference method. (Example: EPA 8260B is shown as 1,8260B.) The codes for the reference method documents are provided in the References section of the Addendum.

Data Qualifiers

A - Spectra identified as "Aldol Condensation Product".

B - The analyte was detected above the reporting limit in the associated method blank. Flag only applies to associated field samples that have detectable concentrations of the analyte at less than ten times (10x) the concentration found in the blank. For MCP-related projects, flag only applies to associated field samples that have detectable concentrations of the analyte at less than ten times (10x) the concentration found in the blank. For DOD-related projects, flag only applies to associated field samples that have detectable concentrations of the analyte at less than ten times (10x) the concentration found in the blank AND the analyte was detected above one-half the reporting limit (or above the reporting limit for common lab contaminants) in the associated method blank. For NJ-Air-related projects, flag only applies to associated field samples that have detectable concentrations of the analyte above the reporting limit.

C - Co-elution: The target analyte co-elutes with a known lab standard (i.e. surrogate, internal standards, etc.) for co-extracted analyses.

D - Concentration of analyte was quantified from diluted analysis. Flag only applies to field samples that have detectable concentrations of the analyte.

E - Concentration of analyte exceeds the range of the calibration curve and/or linear range of the instrument.

G - The concentration may be biased high due to matrix interferences (i.e, co-elution) with non-target compound(s). The result should be considered estimated.

H - The analysis of pH was performed beyond the regulatory-required holding time of 15 minutes from the time of sample collection.

I - The lower value for the two columns has been reported due to obvious interference.

Report Format: DU Report with 'J' Qualifiers

Project Name:	AOC 3 NEIP	**Lab Number:**	L1403832
Project Number:	610.27	**Report Date:**	02/27/14

Data Qualifiers

M - Reporting Limit (RL) exceeds the MCP CAM Reporting Limit for this analyte.

NJ - Presumptive evidence of compound. This represents an estimated concentration for Tentatively Identified Compounds (TICs), where the identification is based on a mass spectral library search.

P - The RPD between the results for the two columns exceeds the method-specified criteria.

Q - The quality control sample exceeds the associated acceptance criteria. For DOD-related projects, LCS and/or Continuing Calibration Standard exceedences are also qualified on all associated sample results. Note: This flag is not applicable for matrix spike recoveries when the sample concentration is greater than 4x the spike added or for batch duplicate RPD when the sample concentrations are less than 5x the RL. (Metals only.)

R - Analytical results are from sample re-analysis.

RE - Analytical results are from sample re-extraction.

S - Analytical results are from modified screening analysis.

J - Estimated value. The Target analyte concentration is below the quantitation limit (RL), but above the Method Detection Limit (MDL) or Estimated Detection Limit (EDL) for SPME-related analyses. This represents an estimated concentration for Tentatively Identified Compounds (TICs).

ND - Not detected at the method detection limit (MDL) for the sample, or estimated detection limit (EDL) for SPME-related analyses.

Report Format: DU Report with 'J' Qualifiers

Project Name:	AOC 3 NEIP	**Lab Number:**	L1403832
Project Number:	610.27	**Report Date:**	02/27/14

REFERENCES

1 Test Methods for Evaluating Solid Waste: Physical/Chemical Methods. EPA SW-846. Third Edition. Updates I - IV, 2007.

30 Standard Methods for the Examination of Water and Wastewater. APHA-AWWA-WPCF. 18th Edition. 1992.

LIMITATION OF LIABILITIES

Alpha Analytical performs services with reasonable care and diligence normal to the analytical testing laboratory industry. In the event of an error, the sole and exclusive responsibility of Alpha Analytical shall be to re-perform the work at it's own expense. In no event shall Alpha Analytical be held liable for any incidental, consequential or special damages, including but not limited to, damages in any way connected with the use of, interpretation of, information or analysis provided by Alpha Analytical.

We strongly urge our clients to comply with EPA protocol regarding sample volume, preservation, cooling, containers, sampling procedures, holding time and splitting of samples in the field.

Certification Information

Last revised December 11, 2013

The following analytes are not included in our NELAP Scope of Accreditation:

Westborough Facility
EPA 524.2: Acetone, 2-Butanone (Methyl ethyl ketone (MEK)), Tert-butyl alcohol, 2-Hexanone, Tetrahydrofuran, 1,3,5-Trichlorobenzene, 4-Methyl-2-pentanone (MIBK), Carbon disulfide, Diethyl ether.
EPA 8260C: 1,2,4,5-Tetramethylbenzene, 4-Ethyltoluene, Iodomethane (methyl iodide), Methyl methacrylate, Azobenzene.
EPA 8330A/B: PETN, Picric Acid, Nitroglycerine, 2,6-DANT, 2,4-DANT.
EPA 8270D: 1-Methylnaphthalene, Dimethylnaphthalene,1,4-Diphenylhydrazine.
EPA 625: 4-Chloroaniline, 4-Methylphenol.
SM4500: Soil: Total Phosphorus, TKN, NO2, NO3.
EPA 9071: Total Petroleum Hydrocarbons, Oil & Grease.

Mansfield Facility
EPA 8270D: Biphenyl.
EPA TO-15: Halothane, 2,4,4-Trimethyl-2-pentene, 2,4,4-Trimethyl-1-pentene, Thiophene, 2-Methylthiophene, 3-Methylthiophene, 2-Ethylthiophene, 1,2,3-Trimethylbenzene, Indan, Indene, 1,2,4,5-Tetramethylbenzene, Benzothiophene, 1-Methylnaphthalene.

The following analytes are included in our Massachusetts DEP Scope of Accreditation, Westborough Facility:

Drinking Water
EPA 200.8: Sb,As,Ba,Be,Cd,Cr,Cu,Pb,Ni,Se,Tl; **EPA 200.7**: Ba,Be,Ca,Cd,Cr,Cu,Na; **EPA 245.1:** Mercury;
EPA 300.0: Nitrate-N, Fluoride, Sulfate; **EPA 353.2**: Nitrate-N, Nitrite-N; **SM4500NO3-F**: Nitrate-N, Nitrite-N; **SM4500F-C, SM4500CN-CE, EPA 180.1, SM2130B, SM4500Cl-D, SM2320B, SM2540C, SM4500H-B**
EPA 332: Perchlorate.
Microbiology: **SM9215B; SM9223-P/A, SM9223B-Colilert-QT, Enterolert-QT.**

Non-Potable Water
EPA 200.8: Al,Sb,As,Be,Cd,Cr,Cu,Pb,Mn,Ni,Se,Ag,Tl,Zn;
EPA 200.7: Al,Sb,As,Be,Cd,Ca,Cr,Co,Cu,Fe,Pb,Mg,Mn,Mo,Ni,K,Se,Ag,Na,Sr,Ti,Tl,V,Zn;
EPA 245.1, SM4500H,B, EPA 120.1, SM2510B, SM2540C, SM2340B, SM2320B, SM4500CL-E, SM4500F-BC, SM426C, SM4500NH3-BH, **EPA 350.1**: Ammonia-N, **LACHAT 10-107-06-1-B**: Ammonia-N, **SM4500NO3-F, EPA 353.2**: Nitrate-N**, SM4500NH3-BC-NES, EPA 351.1, SM4500P-E, SM4500P-B, E, SM5220D, EPA 410.4, SM5210B, SM5310C, SM4500CL-D, EPA 1664, SM14 510AC, EPA 420.1, SM4500-CN-CE, SM2540D.**
EPA 624: Volatile Halocarbons & Aromatics,
EPA 608: Chlordane, Toxaphene, Aldrin, alpha-BHC, beta-BHC, gamma-BHC, delta-BHC, Dieldrin, DDD, DDE, DDT, Endosulfan I, Endosulfan II, Endosulfan sulfate, Endrin, Endrin Aldehyde, Heptachlor, Heptachlor Epoxide, PCBs
EPA 625: SVOC (Acid/Base/Neutral Extractables), **EPA 600/4-81-045**: PCB-Oil.
Microbiology: **SM9223B-Colilert-QT; Enterolert-QT, SM9222D-MF**.

For a complete listing of analytes and methods, please contact your Alpha Project Manager.

NEW YORK CHAIN OF CUSTODY

ALPHA ANALYTICAL

Westborough, MA 01581
8 Walkup Dr.
TEL: 508-898-9220
FAX: 508-898-9193

Mansfield, MA 02048
320 Forbes Blvd
TEL: 508-822-9300
FAX: 508-822-3288

Service Centers
Mahwah, NJ 07430: 35 Whitney Rd, Suite 5
Albany, NY 12205: 14 Walker Way
Tonawanda, NY 14150: 275 Cooper Ave, Suite 105

Page of

Date Rec'd in Lab: 2/20/14

ALPHA Job #: L1403832

Client Information
Client: H2M Associates
Address: 179 River St. Troy, NY
Phone:
Fax:
Email: lhoose@h2massociates.com

Project Information
Project Name: AOC 3, OE1P
Project Location: Guilderland, NY
Project #: 610.27
(Use Project name as Project #) ☐
Project Manager: Lori Hoose
ALPHAQuote #:

Turn-Around Time
Standard ☒ Due Date: 2/27/14
Rush (only if pre approved) ☐ # of Days:

Deliverables
☒ ASP-A ☐ ASP-B
☐ EQuIS (1 File) ☐ EQuIS (4 File)
☐ Other

Billing Information
☐ Same as Client Info
PO #

Regulatory Requirement
☐ NY TOGS ☐ NY Part 375
☐ AWQ Standards ☐ NY CP-51
☐ NY Restricted Use ☐ Other
☐ NY Unrestricted Use
☐ NYC Sewer Discharge

Disposal Site Information
Please identify below location of applicable disposal facilities.
Disposal Facility:
☐ NJ ☐ NY
☐ Other:

These samples have been previously analyzed by Alpha ☒ (water) This is soil

Other project specific requirements/comments:
Full TCLP for Soil Characterization
no PID Reading Above 0

Please specify Metals or TAL. ✓

ANALYSIS
TCLP Metals (Pb only) Cyanide Soil Rest
TCLP VOA
TCLP SVOA Rest Pb

Sample Filtration
☐ Done
☐ Lab to do
Preservation
☐ Lab to do
(Please Specify below)

Total Bottle

ALPHA Lab ID (Lab Use Only)	Sample ID	Collection Date	Collection Time	Sample Matrix	Sampler's Initials	TCLP Metals (Pb only) Cyanide Soil Rest	TCLP VOA	TCLP SVOA Rest Pb	Sample Specific Comments
03832-01	Soil Drummed #1	2/20/14	10:30	Soil	LAH	1	1	1	

Container Type
Preservative

Preservative Code:
A = None
B = HCl
C = HNO_3
D = H_2SO_4
E = NaOH
F = MeOH
G = $NaHSO_4$
H = $Na_2S_2O_3$
K/E = Zn Ac/NaOH
O = Other

Container Code
P = Plastic
A = Amber Glass
V = Vial
G = Glass
B = Bacteria Cup
C = Cube
O = Other
E = Encore
D = BOD Bottle

Westboro: Certification No: MA935
Mansfield: Certification No: MA015

Relinquished By:	Date/Time	Received By:	Date/Time
Lori A. Hoose	2/20/14 1545	Robert Haven	2-20-14 1545
Robert Haven	2/20/14 1640	Jim Cooley	2-20-14 1640
Jim Cooley	2/20/14 2215	[illegible]	2 20 14 2215
[illegible]	2 20 14 2345	[illegible]	2/20/14 2345

Please print clearly, legibly and completely. Samples can not be logged in and turnaround time clock will not start until any ambiguities are resolved. BY EXECUTING THIS COC, THE CLIENT HAS READ AND AGREES TO BE BOUND BY ALPHA'S TERMS & CONDITIONS. (See reverse side.)

Form No: 01-25 HC (rev. 30-Sept-2013)

COC edits by Gina Hall 2/25/14

Serial_No:02271414:52

NEW YORK CHAIN OF CUSTODY

ALPHA ANALYTICAL

Westborough, MA 01581
8 Walkup Dr.
TEL: 508-898-9220
FAX: 508-898-9193

Mansfield, MA 02048
320 Forbes Blvd
TEL: 508-822-9300
FAX: 508-822-3288

Service Centers
Mahwah, NJ 07430: 35 Whitney Rd, Suite 5
Albany, NY 12205: 14 Walker Way
Tonawanda, NY 14150: 275 Cooper Ave, Suite 105

Page ___ of ___

Date Rec'd in Lab: 2/20/14

ALPHA Job #: L1403832

Project Information
Project Name: AOC 3, DE1P
Project Location: Guiderland, NY
Project #: 610.27
(Use Project name as Project #) ☐
Project Manager: Lori Hoose
ALPHAQuote #:

Turn-Around Time
Standard ☒ Due Date: 2/27/14
Rush (only if pre approved) ☐ # of Days:

Client Information
Client: H2H Associates
Address: 179 River St. Troy, NY
Phone:
Fax:
Email: lhoose@H2HAssociates.com

Deliverables
☒ ASP-A ☐ ASP-B
☐ EQuIS (1 File) ☐ EQuIS (4 File)
☐ Other

Billing Information
☐ Same as Client Info
PO #

Regulatory Requirement
☐ NY TOGS ☐ NY Part 375
☐ AWQ Standards ☐ NY CP-51
☐ NY Restricted Use ☐ Other
☐ NY Unrestricted Use
☐ NYC Sewer Discharge

Disposal Site Information
Please identify below location of applicable disposal facilities.
Disposal Facility:
☐ NJ ☐ NY
☐ Other:

These samples have been previously analyzed by Alpha ☒ (water) this is soil

Other project specific requirements/comments:
Full TCLP for Soil Characterization
No PID Reading Above 0

Please specify Metals or TAL. ✓

Sample Filtration
☐ Done
☐ Lab to do
Preservation
☐ Lab to do
(Please Specify below)

ALPHA Lab ID (Lab Use Only)	Sample ID	Collection Date	Collection Time	Sample Matrix	Sampler's Initials	TCLP Metals, Reactivity, Cyanide, Sulfide, Pcbs	TCLP VOA	TCLP SVOA, Pest, Herb					Sample Specific Comments	Total Bottle
03832-01	Soil Drummed #1	2/20/14	10:30	Soil	LAH	1	1	1						
	also analyze for pH and Ignitability													

Preservative Code:
A = None
B = HCl
C = HNO_3
D = H_2SO_4
E = NaOH
F = MeOH
G = $NaHSO_4$
H = $Na_2S_2O_3$
K/E = Zn Ac/NaOH
O = Other

Container Code
P = Plastic
A = Amber Glass
V = Vial
G = Glass
B = Bacteria Cup
C = Cube
O = Other
E = Encore
D = BOD Bottle

Westboro: Certification No: MA935
Mansfield: Certification No: MA015

Container Type
Preservative

Relinquished By:	Date/Time	Received By:	Date/Time
Lori A. Hoose	2/20/14 1545	Robert Hoose	2-20-14 1545
Robert Hoose	2/20/14 1640	Jim Conley	2-20-14 1640
Jim Conley	2/20/14 2215	[illegible]	2 20 14 2215
[illegible]	2 20 14 2345	[illegible]	2/20/14 2345

Please print clearly, legibly and completely. Samples can not be logged in and turnaround time clock will not start until any ambiguities are resolved. BY EXECUTING THIS COC, THE CLIENT HAS READ AND AGREES TO BE BOUND BY ALPHA'S TERMS & CONDITIONS. (See reverse side.)

Form No: 01-25 HC (rev. 30-Sept-2013)

TestAmerica
THE LEADER IN ENVIRONMENTAL TESTING

ANALYTICAL REPORT

Job Number: 200-29045-1

SDG Number: 200-29045

Job Description: AOC 3

For:
H2H Associates LLC
179 River Street
Troy, NY 12180

Attention: Lori Hoose



Approved for release.
Kathryn A Kelly
Project Manager I
8/4/2015 1:50 PM

Kathryn A Kelly, Project Manager I
30 Community Drive, South Burlington, VT, 05403
kathryn.kelly@testamericainc.com
08/04/2015

The test results in this report relate only to sample(s) as received by the laboratory. These test results were derived under a quality system that adheres to the requirements of NELAC. Pursuant to NELAC, this report may not be produced in full without written approval from the laboratory

Table of Contents

Cover Title Page 1

Data Summaries 4

- Report Narrative 4
- Manual Integration Summary 5
- Sample Summary 6
- Executive Summary 7
- Method Summary 8
- Method / Analyst Summary 9
- Sample Datasheets 10
- Surrogate Summary 16
- QC Data Summary 17
- Data Qualifiers 26
- QC Association Summary 27
- Lab Chronicle 28
- Reagent Traceability 30
  - COAs 38
- Certification Summary 58

Organic Sample Data 59

- GC/MS VOA 59
  - 8260C 59
    - 8260C QC Summary 60
    - 8260C Sample Data 71
    - Standards Data 103
      - 8260C ICAL Data 103
      - 8260C CCAL Data 149
    - Raw QC Data 156

Table of Contents

8260C Tune Data 156
8260C Blank Data 159
8260C LCS/LCSD Data 174
8260C MS/MSD Data 181
8260C Run Logs 195
Shipping and Receiving Documents 196
Client Chain of Custody 197
Sample Receipt Checklist 199

CASE NARRATIVE

Client: H2H Associates LLC

Project: AOC 3

Report Number: 200-29045-1

With the exceptions noted as flags or footnotes, standard analytical protocols were followed in the analysis of the samples and no problems were encountered or anomalies observed. In addition all laboratory quality control samples were within established control limits, with any exceptions noted below. Each sample was analyzed to achieve the lowest possible reporting limit within the constraints of the method. In some cases, due to interference or analytes present at high concentrations, samples were diluted. For diluted samples, the reporting limits are adjusted relative to the dilution required.

Calculations are performed before rounding to avoid round-off errors in calculated results.

All holding times were met and proper preservation noted for the methods performed on these samples, unless otherwise detailed in the individual sections below.

RECEIPT

The samples were received on 07/29/2015; the samples arrived in good condition, properly preserved and on ice. The temperature of the coolers at receipt was 4.4 C.

The samples in this sample set were originally received at the TestAmerica laboratory in Buffalo NY on 7/16/2015 within temperature requirements at 2.0 ºC. The samples were mistakenly retained at the laboratory in Buffalo until they were transferred to the TestAmerica laboratory in Burlington, Vermont. The samples were received in Burlington, Vermont in good condition and analyzed within the method specified holding times.

VOLATILE ORGANIC COMPOUNDS

Samples MW-9, DUP-1-7-16-15 and TRIP BLANK were analyzed for Volatile Organic Compounds in accordance with EPA SW-846 Method 8260C. The samples were analyzed on 07/29/2015.

Several analytes were detected in method blank MB 200-92008/13 at levels that were above the method detection limit but below the reporting limit. The values should be considered estimates, and have been flagged. If the associated sample reported a result above the MDL and/or RL, the result has been flagged. Refer to the QC report for details.

Dichlorodifluoromethane failed the recovery criteria high for LCS 200-92008/1011, please refer to the QC report for details.

2-Chloroethyl vinyl ether failed the recovery criteria low for the MS of sample MW-9MS in batch 200-92008.

2-Chloroethyl vinyl ether failed the recovery criteria low, and Dichlorodifluoromethane failed the recovery criteria high for the MSD of sample MW-9MSD in batch 200-92008 .

No additional analytical or quality issues were noted, other than those described above or in the Definitions/Glossary page.

GC/MS VOA MANUAL INTEGRATION SUMMARY

Lab Name: TestAmerica Burlington Job No.: 200-29045-1

SDG No.: 200-29045

Instrument ID: CHL.i Analysis Batch Number: 92008

Lab Sample ID: IC 200-92008/4 Client Sample ID:

Date Analyzed: 07/29/15 13:06 Lab File ID: 15008_04.D GC Column: DB-624 ID: 0.53(mm)

COMPOUND NAME	RETENTION TIME	MANUAL INTEGRATION		
		REASON	ANALYST	DATE
2,2-Dichloropropane	7.75	Assign Peak	archern	07/29/15 14:06
Tetrahydrofuran	8.28	Baseline	archern	07/29/15 14:06
Dibromofluoromethane (Surr)	8.57	Assign Peak	archern	07/29/15 14:06

Lab Sample ID: IC 200-92008/5 Client Sample ID:

Date Analyzed: 07/29/15 13:38 Lab File ID: 15008_05.D GC Column: DB-624 ID: 0.53(mm)

COMPOUND NAME	RETENTION TIME	MANUAL INTEGRATION		
		REASON	ANALYST	DATE
2-Methyl-2-propanol	5.83	Baseline	archern	07/29/15 15:39
Tetrahydrofuran	8.28	Baseline	archern	07/29/15 15:39

Lab Sample ID: IC 200-92008/6 Client Sample ID:

Date Analyzed: 07/29/15 14:11 Lab File ID: 15008_06.D GC Column: DB-624 ID: 0.53(mm)

COMPOUND NAME	RETENTION TIME	MANUAL INTEGRATION		
		REASON	ANALYST	DATE
2-Methyl-2-propanol	5.85	Baseline	archern	07/29/15 15:36

SAMPLE SUMMARY

Client: H2H Associates LLC

Job Number: 200-29045-1
Sdg Number: 200-29045

Lab Sample ID	Client Sample ID	Client Matrix	Date/Time Sampled	Date/Time Received
200-29045-1	MW-9	Water	07/16/2015 1020	07/28/2015 1432
200-29045-1MS	MW-9	Water	07/16/2015 1020	07/28/2015 1432
200-29045-1MSD	MW-9	Water	07/16/2015 1020	07/28/2015 1432
200-29045-2FD	DUP-1-7-16-15	Water	07/16/2015 0000	07/28/2015 1432
200-29045-3TB	TRIP BLANK	Water	07/16/2015 0000	07/28/2015 1432

EXECUTIVE SUMMARY - Detections

Client: H2H Associates LLC

Job Number: 200-29045-1
Sdg Number: 200-29045

Lab Sample ID / Analyte	Client Sample ID	Result	Qualifier	Reporting Limit	Units	Method
200-29045-1	**MW-9**					
Carbon disulfide		0.31	J	1.0	ug/L	8260C
Methylene Chloride		0.26	J B	1.0	ug/L	8260C
1,2-Dichloroethene, Total		0.44	J	2.0	ug/L	8260C
cis-1,2-Dichloroethene		0.44	J	1.0	ug/L	8260C
Trichloroethene		1.0		1.0	ug/L	8260C
200-29045-2FD	**DUP-1-7-16-15**					
Carbon disulfide		0.30	J	1.0	ug/L	8260C
Methylene Chloride		0.24	J B	1.0	ug/L	8260C
1,2-Dichloroethene, Total		0.41	J	2.0	ug/L	8260C
cis-1,2-Dichloroethene		0.41	J	1.0	ug/L	8260C
Trichloroethene		0.96	J	1.0	ug/L	8260C
Tetrachloroethene		0.22	J	1.0	ug/L	8260C
200-29045-3TB	**TRIP BLANK**					
Carbon disulfide		0.36	J	1.0	ug/L	8260C
Methylene Chloride		0.28	J B	1.0	ug/L	8260C

METHOD SUMMARY

Client: H2H Associates LLC

Job Number: 200-29045-1
Sdg Number: 200-29045

Description	Lab Location	Method	Preparation Method
Matrix: Water			
Volatile Organic Compounds by GC/MS	TAL BUR	SW846 8260C	
Purge and Trap	TAL BUR		SW846 5030C

Lab References:

TAL BUR = TestAmerica Burlington

Method References:

SW846 = "Test Methods For Evaluating Solid Waste, Physical/Chemical Methods", Third Edition, November 1986 And Its Updates.

METHOD / ANALYST SUMMARY

Client: H2H Associates LLC

Job Number: 200-29045-1
Sdg Number: 200-29045

Method	Analyst	Analyst ID
SW846 8260C	Archer, Nicholas E	NEA

Client: H2H Associates LLC

Job Number: 200-29045-1
Sdg Number: 200-29045

Client Sample ID: MW-9

Lab Sample ID: 200-29045-1
Client Matrix: Water

Date Sampled: 07/16/2015 1020
Date Received: 07/28/2015 1432

8260C Volatile Organic Compounds by GC/MS

Analysis Method:	8260C	Analysis Batch:	200-92008	Instrument ID:	CHL.i
Prep Method:	5030C	Prep Batch:	N/A	Lab File ID:	15008_19.D
Dilution:	1.0			Initial Weight/Volume:	5 mL
Analysis Date:	07/29/2015 2111			Final Weight/Volume:	5 mL
Prep Date:	07/29/2015 2111				

Analyte	Result (ug/L)	Qualifier	DL	LOQ
Dichlorodifluoromethane	0.40	U J Q	0.27	1.0
Chloromethane	0.40	U	0.34	1.0
Vinyl chloride	0.40	U	0.23	1.0
Bromomethane	0.40	U	0.34	1.0
Chloroethane	0.40	U	0.37	1.0
Trichlorofluoromethane	0.40	U	0.30	1.0
1,1-Dichloroethene	0.40	U	0.19	1.0
1,1,2-Trichloro-1,2,2-trifluoroethane	0.40	U	0.24	1.0
Acetone	1.9	U	1.7	5.0
Iodomethane	0.40	U	0.23	1.0
Carbon disulfide	0.31	J	0.21	1.0
Methyl acetate	1.9	U	0.87	5.0
Methylene Chloride	0.26	J B	0.23	1.0
trans-1,2-Dichloroethene	0.40	U	0.23	1.0
1,2-Dichloroethene, Total	0.44	J	0.22	2.0
Methyl tert-butyl ether	0.40	U	0.21	1.0
1,1-Dichloroethane	0.40	U	0.21	1.0
Vinyl acetate	0.80	U	0.53	5.0
2,2-Dichloropropane	0.80	U	0.47	1.0
cis-1,2-Dichloroethene	0.44	J	0.22	1.0
2-Butanone (MEK)	1.9	U	1.3	5.0
Chlorobromomethane	0.40	U	0.26	1.0
Tetrahydrofuran	1.6	U	0.94	2.0
Chloroform	0.40	U	0.20	1.0
1,1,1-Trichloroethane	0.40	U	0.20	1.0
Cyclohexane	0.40	U	0.22	1.0
1,1-Dichloropropene	0.40	U	0.19	1.0
Carbon tetrachloride	0.40	U	0.22	1.0
Isobutyl alcohol	9.7	U	9.0	50
Benzene	0.40	U	0.19	1.0
1,2-Dichloroethane	0.40	U	0.19	1.0
Trichloroethene	1.0		0.18	1.0
Methylcyclohexane	0.40	U	0.20	1.0
1,2-Dichloropropane	0.40	U	0.24	1.0
Dibromomethane	0.40	U	0.24	1.0
1,4-Dioxane	16	U	6.2	40
Dichlorobromomethane	0.40	U	0.20	1.0
2-Chloroethyl vinyl ether	0.40	U J	0.18	1.0
cis-1,3-Dichloropropene	0.40	U	0.22	1.0
4-Methyl-2-pentanone (MIBK)	1.9	U	0.82	5.0
Toluene	0.40	U	0.22	1.0
trans-1,3-Dichloropropene	0.40	U	0.26	1.0
1,1,2-Trichloroethane	0.40	U	0.24	1.0
Tetrachloroethene	0.40	U	0.22	1.0
1,3-Dichloropropane	0.40	U	0.20	1.0
2-Hexanone	1.9	U	1.2	5.0

Client: H2H Associates LLC

Job Number: 200-29045-1
Sdg Number: 200-29045

Client Sample ID: MW-9

Lab Sample ID: 200-29045-1
Client Matrix: Water

Date Sampled: 07/16/2015 1020
Date Received: 07/28/2015 1432

8260C Volatile Organic Compounds by GC/MS

Analysis Method:	8260C	Analysis Batch:	200-92008	Instrument ID:	CHL.i
Prep Method:	5030C	Prep Batch:	N/A	Lab File ID:	15008_19.D
Dilution:	1.0			Initial Weight/Volume:	5 mL
Analysis Date:	07/29/2015 2111			Final Weight/Volume:	5 mL
Prep Date:	07/29/2015 2111				

Analyte	Result (ug/L)	Qualifier	DL	LOQ
Chlorodibromomethane	0.40	U	0.22	1.0
Ethylene Dibromide	0.40	U	0.22	1.0
Chlorobenzene	0.40	U	0.18	1.0
1,1,1,2-Tetrachloroethane	0.40	U	0.20	1.0
Ethylbenzene	0.40	U	0.20	1.0
m-Xylene & p-Xylene	0.40	U	0.21	1.0
o-Xylene	0.40	U	0.23	1.0
Xylenes, Total	0.40	U	0.21	2.0
Styrene	0.40	U	0.26	1.0
Bromoform	0.40	U	0.23	1.0
Isopropylbenzene	0.40	U	0.22	1.0
Bromobenzene	0.40	U	0.21	1.0
1,1,2,2-Tetrachloroethane	0.40	U	0.27	1.0
1,2,3-Trichloropropane	0.40	U	0.29	1.0
N-Propylbenzene	0.40	U	0.19	1.0
2-Chlorotoluene	0.40	U	0.23	1.0
4-Chlorotoluene	0.40	U	0.26	1.0
1,3,5-Trimethylbenzene	0.40	U	0.22	1.0
tert-Butylbenzene	0.40	U	0.20	1.0
1,2,4-Trimethylbenzene	0.40	U	0.21	1.0
sec-Butylbenzene	0.40	U	0.21	1.0
4-Isopropyltoluene	0.40	U	0.22	1.0
1,3-Dichlorobenzene	0.40	U	0.20	1.0
1,4-Dichlorobenzene	0.40	U	0.26	1.0
1,2-Dichlorobenzene	0.40	U	0.23	1.0
n-Butylbenzene	0.40	U	0.20	1.0
1,2-Dibromo-3-Chloropropane	0.40	U	0.24	1.0
1,2,4-Trichlorobenzene	0.40	U	0.21	1.0
Hexachlorobutadiene	0.40	U	0.29	1.0
Naphthalene	0.40	U	0.31	1.0
1,2,3-Trichlorobenzene	0.40	U	0.26	1.0

Surrogate	%Rec	Qualifier	Acceptance Limits
1,2-Dichloroethane-d4 (Surr)	110		80 - 120
Toluene-d8 (Surr)	108		80 - 120
4-Bromofluorobenzene	115		80 - 125
Dibromofluoromethane (Surr)	112		50 - 150

Client: H2H Associates LLC

Job Number: 200-29045-1
Sdg Number: 200-29045

Client Sample ID: **DUP-1-7-16-15**

Lab Sample ID: 200-29045-2FD
Client Matrix: Water

Date Sampled: 07/16/2015 0000
Date Received: 07/28/2015 1432

8260C Volatile Organic Compounds by GC/MS

Analysis Method:	8260C	Analysis Batch:	200-92008	Instrument ID:	CHL.i
Prep Method:	5030C	Prep Batch:	N/A	Lab File ID:	15008_20.D
Dilution:	1.0			Initial Weight/Volume:	5 mL
Analysis Date:	07/29/2015 2143			Final Weight/Volume:	5 mL
Prep Date:	07/29/2015 2143				

Analyte	Result (ug/L)	Qualifier	DL	LOQ
Dichlorodifluoromethane	0.40	U Q	0.27	1.0
Chloromethane	0.40	U	0.34	1.0
Vinyl chloride	0.40	U	0.23	1.0
Bromomethane	0.40	U	0.34	1.0
Chloroethane	0.40	U	0.37	1.0
Trichlorofluoromethane	0.40	U	0.30	1.0
1,1-Dichloroethene	0.40	U	0.19	1.0
1,1,2-Trichloro-1,2,2-trifluoroethane	0.40	U	0.24	1.0
Acetone	1.9	U	1.7	5.0
Iodomethane	0.40	U	0.23	1.0
Carbon disulfide	0.30	J	0.21	1.0
Methyl acetate	1.9	U	0.87	5.0
Methylene Chloride	0.24	J B	0.23	1.0
trans-1,2-Dichloroethene	0.40	U	0.23	1.0
1,2-Dichloroethene, Total	0.41	J	0.22	2.0
Methyl tert-butyl ether	0.40	U	0.21	1.0
1,1-Dichloroethane	0.40	U	0.21	1.0
Vinyl acetate	0.80	U	0.53	5.0
2,2-Dichloropropane	0.80	U	0.47	1.0
cis-1,2-Dichloroethene	0.41	J	0.22	1.0
2-Butanone (MEK)	1.9	U	1.3	5.0
Chlorobromomethane	0.40	U	0.26	1.0
Tetrahydrofuran	1.6	U	0.94	2.0
Chloroform	0.40	U	0.20	1.0
1,1,1-Trichloroethane	0.40	U	0.20	1.0
Cyclohexane	0.40	U	0.22	1.0
1,1-Dichloropropene	0.40	U	0.19	1.0
Carbon tetrachloride	0.40	U	0.22	1.0
Isobutyl alcohol	9.7	U	9.0	50
Benzene	0.40	U	0.19	1.0
1,2-Dichloroethane	0.40	U	0.19	1.0
Trichloroethene	0.96	J	0.18	1.0
Methylcyclohexane	0.40	U	0.20	1.0
1,2-Dichloropropane	0.40	U	0.24	1.0
Dibromomethane	0.40	U	0.24	1.0
1,4-Dioxane	16	U	6.2	40
Dichlorobromomethane	0.40	U	0.20	1.0
2-Chloroethyl vinyl ether	0.40	U	0.18	1.0
cis-1,3-Dichloropropene	0.40	U	0.22	1.0
4-Methyl-2-pentanone (MIBK)	1.9	U	0.82	5.0
Toluene	0.40	U	0.22	1.0
trans-1,3-Dichloropropene	0.40	U	0.26	1.0
1,1,2-Trichloroethane	0.40	U	0.24	1.0
Tetrachloroethene	0.22	J	0.22	1.0
1,3-Dichloropropane	0.40	U	0.20	1.0
2-Hexanone	1.9	U	1.2	5.0

Client: H2H Associates LLC

Job Number: 200-29045-1
Sdg Number: 200-29045

Client Sample ID: **DUP-1-7-16-15**

Lab Sample ID: 200-29045-2FD
Client Matrix: Water

Date Sampled: 07/16/2015 0000
Date Received: 07/28/2015 1432

8260C Volatile Organic Compounds by GC/MS

Analysis Method:	8260C	Analysis Batch:	200-92008	Instrument ID:	CHL.i
Prep Method:	5030C	Prep Batch:	N/A	Lab File ID:	15008_20.D
Dilution:	1.0			Initial Weight/Volume:	5 mL
Analysis Date:	07/29/2015 2143			Final Weight/Volume:	5 mL
Prep Date:	07/29/2015 2143				

Analyte	Result (ug/L)	Qualifier	DL	LOQ
Chlorodibromomethane	0.40	U	0.22	1.0
Ethylene Dibromide	0.40	U	0.22	1.0
Chlorobenzene	0.40	U	0.18	1.0
1,1,1,2-Tetrachloroethane	0.40	U	0.20	1.0
Ethylbenzene	0.40	U	0.20	1.0
m-Xylene & p-Xylene	0.40	U	0.21	1.0
o-Xylene	0.40	U	0.23	1.0
Xylenes, Total	0.40	U	0.21	2.0
Styrene	0.40	U	0.26	1.0
Bromoform	0.40	U	0.23	1.0
Isopropylbenzene	0.40	U	0.22	1.0
Bromobenzene	0.40	U	0.21	1.0
1,1,2,2-Tetrachloroethane	0.40	U	0.27	1.0
1,2,3-Trichloropropane	0.40	U	0.29	1.0
N-Propylbenzene	0.40	U	0.19	1.0
2-Chlorotoluene	0.40	U	0.23	1.0
4-Chlorotoluene	0.40	U	0.26	1.0
1,3,5-Trimethylbenzene	0.40	U	0.22	1.0
tert-Butylbenzene	0.40	U	0.20	1.0
1,2,4-Trimethylbenzene	0.40	U	0.21	1.0
sec-Butylbenzene	0.40	U	0.21	1.0
4-Isopropyltoluene	0.40	U	0.22	1.0
1,3-Dichlorobenzene	0.40	U	0.20	1.0
1,4-Dichlorobenzene	0.40	U	0.26	1.0
1,2-Dichlorobenzene	0.40	U	0.23	1.0
n-Butylbenzene	0.40	U	0.20	1.0
1,2-Dibromo-3-Chloropropane	0.40	U	0.24	1.0
1,2,4-Trichlorobenzene	0.40	U	0.21	1.0
Hexachlorobutadiene	0.40	U	0.29	1.0
Naphthalene	0.40	U	0.31	1.0
1,2,3-Trichlorobenzene	0.40	U	0.26	1.0

Surrogate	%Rec	Qualifier	Acceptance Limits
1,2-Dichloroethane-d4 (Surr)	111		80 - 120
Toluene-d8 (Surr)	110		80 - 120
4-Bromofluorobenzene	115		80 - 125
Dibromofluoromethane (Surr)	113		50 - 150

Client: H2H Associates LLC

Job Number: 200-29045-1
Sdg Number: 200-29045

Client Sample ID: **TRIP BLANK**

Lab Sample ID: 200-29045-3TB
Client Matrix: Water

Date Sampled: 07/16/2015 0000
Date Received: 07/28/2015 1432

8260C Volatile Organic Compounds by GC/MS

Analysis Method:	8260C	Analysis Batch:	200-92008	Instrument ID:	CHL.i
Prep Method:	5030C	Prep Batch:	N/A	Lab File ID:	15008_21.D
Dilution:	1.0			Initial Weight/Volume:	5 mL
Analysis Date:	07/29/2015 2215			Final Weight/Volume:	5 mL
Prep Date:	07/29/2015 2215				

Analyte	Result (ug/L)	Qualifier	DL	LOQ
Dichlorodifluoromethane	0.40	U Q	0.27	1.0
Chloromethane	0.40	U	0.34	1.0
Vinyl chloride	0.40	U	0.23	1.0
Bromomethane	0.40	U	0.34	1.0
Chloroethane	0.40	U	0.37	1.0
Trichlorofluoromethane	0.40	U	0.30	1.0
1,1-Dichloroethene	0.40	U	0.19	1.0
1,1,2-Trichloro-1,2,2-trifluoroethane	0.40	U	0.24	1.0
Acetone	1.9	U	1.7	5.0
Iodomethane	0.40	U	0.23	1.0
Carbon disulfide	0.36	J	0.21	1.0
Methyl acetate	1.9	U	0.87	5.0
Methylene Chloride	0.28	J B	0.23	1.0
trans-1,2-Dichloroethene	0.40	U	0.23	1.0
1,2-Dichloroethene, Total	0.40	U	0.22	2.0
Methyl tert-butyl ether	0.40	U	0.21	1.0
1,1-Dichloroethane	0.40	U	0.21	1.0
Vinyl acetate	0.80	U	0.53	5.0
2,2-Dichloropropane	0.80	U	0.47	1.0
cis-1,2-Dichloroethene	0.40	U	0.22	1.0
2-Butanone (MEK)	1.9	U	1.3	5.0
Chlorobromomethane	0.40	U	0.26	1.0
Tetrahydrofuran	1.6	U	0.94	2.0
Chloroform	0.40	U	0.20	1.0
1,1,1-Trichloroethane	0.40	U	0.20	1.0
Cyclohexane	0.40	U	0.22	1.0
1,1-Dichloropropene	0.40	U	0.19	1.0
Carbon tetrachloride	0.40	U	0.22	1.0
Isobutyl alcohol	9.7	U	9.0	50
Benzene	0.40	U	0.19	1.0
1,2-Dichloroethane	0.40	U	0.19	1.0
Trichloroethene	0.40	U	0.18	1.0
Methylcyclohexane	0.40	U	0.20	1.0
1,2-Dichloropropane	0.40	U	0.24	1.0
Dibromomethane	0.40	U	0.24	1.0
1,4-Dioxane	16	U	6.2	40
Dichlorobromomethane	0.40	U	0.20	1.0
2-Chloroethyl vinyl ether	0.40	U	0.18	1.0
cis-1,3-Dichloropropene	0.40	U	0.22	1.0
4-Methyl-2-pentanone (MIBK)	1.9	U	0.82	5.0
Toluene	0.40	U	0.22	1.0
trans-1,3-Dichloropropene	0.40	U	0.26	1.0
1,1,2-Trichloroethane	0.40	U	0.24	1.0
Tetrachloroethene	0.40	U	0.22	1.0
1,3-Dichloropropane	0.40	U	0.20	1.0
2-Hexanone	1.9	U	1.2	5.0

Client: H2H Associates LLC

Job Number: 200-29045-1
Sdg Number: 200-29045

Client Sample ID: **TRIP BLANK**

Lab Sample ID: 200-29045-3TB
Client Matrix: Water

Date Sampled: 07/16/2015 0000
Date Received: 07/28/2015 1432

8260C Volatile Organic Compounds by GC/MS

Analysis Method:	8260C	Analysis Batch:	200-92008	Instrument ID:	CHL.i
Prep Method:	5030C	Prep Batch:	N/A	Lab File ID:	15008_21.D
Dilution:	1.0			Initial Weight/Volume:	5 mL
Analysis Date:	07/29/2015 2215			Final Weight/Volume:	5 mL
Prep Date:	07/29/2015 2215				

Analyte	Result (ug/L)	Qualifier	DL	LOQ
Chlorodibromomethane	0.40	U	0.22	1.0
Ethylene Dibromide	0.40	U	0.22	1.0
Chlorobenzene	0.40	U	0.18	1.0
1,1,1,2-Tetrachloroethane	0.40	U	0.20	1.0
Ethylbenzene	0.40	U	0.20	1.0
m-Xylene & p-Xylene	0.40	U	0.21	1.0
o-Xylene	0.40	U	0.23	1.0
Xylenes, Total	0.40	U	0.21	2.0
Styrene	0.40	U	0.26	1.0
Bromoform	0.40	U	0.23	1.0
Isopropylbenzene	0.40	U	0.22	1.0
Bromobenzene	0.40	U	0.21	1.0
1,1,2,2-Tetrachloroethane	0.40	U	0.27	1.0
1,2,3-Trichloropropane	0.40	U	0.29	1.0
N-Propylbenzene	0.40	U	0.19	1.0
2-Chlorotoluene	0.40	U	0.23	1.0
4-Chlorotoluene	0.40	U	0.26	1.0
1,3,5-Trimethylbenzene	0.40	U	0.22	1.0
tert-Butylbenzene	0.40	U	0.20	1.0
1,2,4-Trimethylbenzene	0.40	U	0.21	1.0
sec-Butylbenzene	0.40	U	0.21	1.0
4-Isopropyltoluene	0.40	U	0.22	1.0
1,3-Dichlorobenzene	0.40	U	0.20	1.0
1,4-Dichlorobenzene	0.40	U	0.26	1.0
1,2-Dichlorobenzene	0.40	U	0.23	1.0
n-Butylbenzene	0.40	U	0.20	1.0
1,2-Dibromo-3-Chloropropane	0.40	U	0.24	1.0
1,2,4-Trichlorobenzene	0.40	U	0.21	1.0
Hexachlorobutadiene	0.40	U	0.29	1.0
Naphthalene	0.40	U	0.31	1.0
1,2,3-Trichlorobenzene	0.40	U	0.26	1.0

Surrogate	%Rec	Qualifier	Acceptance Limits
1,2-Dichloroethane-d4 (Surr)	109		80 - 120
Toluene-d8 (Surr)	108		80 - 120
4-Bromofluorobenzene	115		80 - 125
Dibromofluoromethane (Surr)	113		50 - 150

Client: H2H Associates LLC

Job Number: 200-29045-1
Sdg Number: 200-29045

Surrogate Recovery Report

8260C Volatile Organic Compounds by GC/MS

Client Matrix: Water

Lab Sample ID	Client Sample ID	DBFM %Rec	DCA %Rec	TOL %Rec	BFB %Rec
200-29045-1	MW-9	112	110	108	115
200-29045-2	DUP-1-7-16-15	113	111	110	115
200-29045-3	TRIP BLANK	113	109	108	115
MB 200-92008/13		109	105	107	111
LCS 200-92008/1011		110	105	110	108
200-29045-1 MS	MW-9 MS	111	107	110	111
200-29045-1 MSD	MW-9 MSD	111	105	110	110

Surrogate	Acceptance Limits
DBFM = Dibromofluoromethane (Surr)	50-150
DCA = 1,2-Dichloroethane-d4 (Surr)	80-120
TOL = Toluene-d8 (Surr)	80-120
BFB = 4-Bromofluorobenzene	80-125

Client: H2H Associates LLC

Job Number: 200-29045-1
Sdg Number: 200-29045

Method Blank - Batch: 200-92008

Method: 8260C
Preparation: 5030C

Lab Sample ID:	MB 200-92008/13	Analysis Batch:	200-92008	Instrument ID:	CHL.i
Client Matrix:	Water	Prep Batch:	N/A	Lab File ID:	15008_13.D
Dilution:	1.0	Leach Batch:	N/A	Initial Weight/Volume:	5 mL
Analysis Date:	07/29/2015 1759	Units:	ug/L	Final Weight/Volume:	5 mL
Prep Date:	07/29/2015 1759				
Leach Date:	N/A				

Analyte	Result	Qual	DL	LOQ
Dichlorodifluoromethane	0.40	U	0.27	1.0
Chloromethane	0.40	U	0.34	1.0
Vinyl chloride	0.40	U	0.23	1.0
Bromomethane	0.454	J	0.34	1.0
Chloroethane	0.40	U	0.37	1.0
Trichlorofluoromethane	0.40	U	0.30	1.0
1,1-Dichloroethene	0.40	U	0.19	1.0
1,1,2-Trichloro-1,2,2-trifluoroethane	0.40	U	0.24	1.0
Acetone	1.9	U	1.7	5.0
Iodomethane	0.484	J	0.23	1.0
Carbon disulfide	0.426	J	0.21	1.0
Methyl acetate	1.9	U	0.87	5.0
Methylene Chloride	0.511	J	0.23	1.0
trans-1,2-Dichloroethene	0.40	U	0.23	1.0
1,2-Dichloroethene, Total	0.40	U	0.22	2.0
Methyl tert-butyl ether	0.40	U	0.21	1.0
1,1-Dichloroethane	0.40	U	0.21	1.0
Vinyl acetate	0.80	U	0.53	5.0
2,2-Dichloropropane	0.80	U	0.47	1.0
cis-1,2-Dichloroethene	0.40	U	0.22	1.0
2-Butanone (MEK)	1.9	U	1.3	5.0
Chlorobromomethane	0.40	U	0.26	1.0
Tetrahydrofuran	1.6	U	0.94	2.0
Chloroform	0.40	U	0.20	1.0
1,1,1-Trichloroethane	0.40	U	0.20	1.0
Cyclohexane	0.40	U	0.22	1.0
1,1-Dichloropropene	0.40	U	0.19	1.0
Carbon tetrachloride	0.40	U	0.22	1.0
Isobutyl alcohol	9.7	U	9.0	50
Benzene	0.40	U	0.19	1.0
1,2-Dichloroethane	0.40	U	0.19	1.0
Trichloroethene	0.40	U	0.18	1.0
Methylcyclohexane	0.40	U	0.20	1.0
1,2-Dichloropropane	0.40	U	0.24	1.0
Dibromomethane	0.40	U	0.24	1.0
1,4-Dioxane	16	U	6.2	40
Dichlorobromomethane	0.40	U	0.20	1.0
2-Chloroethyl vinyl ether	0.40	U	0.18	1.0
cis-1,3-Dichloropropene	0.40	U	0.22	1.0
4-Methyl-2-pentanone (MIBK)	1.9	U	0.82	5.0
Toluene	0.40	U	0.22	1.0
trans-1,3-Dichloropropene	0.40	U	0.26	1.0
1,1,2-Trichloroethane	0.40	U	0.24	1.0
Tetrachloroethene	0.40	U	0.22	1.0
1,3-Dichloropropane	0.40	U	0.20	1.0

Client: H2H Associates LLC

Job Number: 200-29045-1
Sdg Number: 200-29045

Method Blank - Batch: 200-92008

Method: 8260C
Preparation: 5030C

Lab Sample ID:	MB 200-92008/13	Analysis Batch:	200-92008	Instrument ID:	CHL.i
Client Matrix:	Water	Prep Batch:	N/A	Lab File ID:	15008_13.D
Dilution:	1.0	Leach Batch:	N/A	Initial Weight/Volume:	5 mL
Analysis Date:	07/29/2015 1759	Units:	ug/L	Final Weight/Volume:	5 mL
Prep Date:	07/29/2015 1759				
Leach Date:	N/A				

Analyte	Result	Qual	DL	LOQ
2-Hexanone	1.9	U	1.2	5.0
Chlorodibromomethane	0.40	U	0.22	1.0
Ethylene Dibromide	0.40	U	0.22	1.0
Chlorobenzene	0.40	U	0.18	1.0
1,1,1,2-Tetrachloroethane	0.40	U	0.20	1.0
Ethylbenzene	0.40	U	0.20	1.0
m-Xylene & p-Xylene	0.40	U	0.21	1.0
o-Xylene	0.40	U	0.23	1.0
Xylenes, Total	0.40	U	0.21	2.0
Styrene	0.40	U	0.26	1.0
Bromoform	0.40	U	0.23	1.0
Isopropylbenzene	0.40	U	0.22	1.0
Bromobenzene	0.40	U	0.21	1.0
1,1,2,2-Tetrachloroethane	0.40	U	0.27	1.0
1,2,3-Trichloropropane	0.40	U	0.29	1.0
N-Propylbenzene	0.40	U	0.19	1.0
2-Chlorotoluene	0.40	U	0.23	1.0
4-Chlorotoluene	0.40	U	0.26	1.0
1,3,5-Trimethylbenzene	0.40	U	0.22	1.0
tert-Butylbenzene	0.40	U	0.20	1.0
1,2,4-Trimethylbenzene	0.40	U	0.21	1.0
sec-Butylbenzene	0.40	U	0.21	1.0
4-Isopropyltoluene	0.40	U	0.22	1.0
1,3-Dichlorobenzene	0.40	U	0.20	1.0
1,4-Dichlorobenzene	0.40	U	0.26	1.0
1,2-Dichlorobenzene	0.40	U	0.23	1.0
n-Butylbenzene	0.40	U	0.20	1.0
1,2-Dibromo-3-Chloropropane	0.40	U	0.24	1.0
1,2,4-Trichlorobenzene	0.338	J	0.21	1.0
Hexachlorobutadiene	0.403	J	0.29	1.0
Naphthalene	0.457	J	0.31	1.0
1,2,3-Trichlorobenzene	0.394	J	0.26	1.0

Surrogate	% Rec	Acceptance Limits
1,2-Dichloroethane-d4 (Surr)	105	80 - 120
Toluene-d8 (Surr)	107	80 - 120
4-Bromofluorobenzene	111	80 - 125
Dibromofluoromethane (Surr)	109	50 - 150

Client: H2H Associates LLC

Job Number: 200-29045-1
Sdg Number: 200-29045

Lab Control Sample - Batch: 200-92008

Method: 8260C
Preparation: 5030C

Lab Sample ID:	LCS 200-92008/1011	Analysis Batch:	200-92008	Instrument ID:	CHL.i
Client Matrix:	Water	Prep Batch:	N/A	Lab File ID:	15008_11-LCS.d
Dilution:	1.0	Leach Batch:	N/A	Initial Weight/Volume:	5 mL
Analysis Date:	07/29/2015 1654	Units:	ug/L	Final Weight/Volume:	5 mL
Prep Date:	07/29/2015 1654				
Leach Date:	N/A				

Analyte	Spike Amount	Result	% Rec.	Limit	Qual
Dichlorodifluoromethane	24.8	31.2	126	35 - 125	Q
Chloromethane	24.8	25.1	101	65 - 120	
Vinyl chloride	24.8	26.5	107	80 - 130	
Bromomethane	24.8	27.4	110	60 - 120	
Chloroethane	24.8	26.4	107	80 - 130	
Trichlorofluoromethane	24.8	27.4	110	75 - 120	
1,1-Dichloroethene	24.8	25.0	101	80 - 120	
1,1,2-Trichloro-1,2,2-trifluoroethane	24.8	25.6	103	70 - 120	
Acetone	124	155	125	15 - 200	
Iodomethane	24.8	25.3	102	45 - 150	
Carbon disulfide	24.8	23.7	96	80 - 120	
Methyl acetate	124	149	120	70 - 120	
Methylene Chloride	24.8	22.8	92	80 - 120	
trans-1,2-Dichloroethene	24.8	26.4	106	80 - 125	
Methyl tert-butyl ether	24.8	25.5	103	80 - 120	
1,1-Dichloroethane	24.8	26.1	105	80 - 120	
Vinyl acetate	49.6	50.1	101	80 - 200	
2,2-Dichloropropane	24.8	24.7	100	80 - 120	
cis-1,2-Dichloroethene	24.8	25.9	104	80 - 125	
2-Butanone (MEK)	124	146	118	60 - 170	
Chlorobromomethane	24.8	27.6	111	80 - 130	
Tetrahydrofuran	49.6	50.0	101	80 - 120	
Chloroform	24.8	26.3	106	75 - 120	
1,1,1-Trichloroethane	24.8	26.1	105	75 - 120	
Cyclohexane	24.8	25.9	104	80 - 120	
1,1-Dichloropropene	24.8	28.2	114	80 - 125	
Carbon tetrachloride	24.8	27.3	110	75 - 120	
Isobutyl alcohol	620	623	100	80 - 130	
Benzene	24.8	26.1	105	80 - 125	
1,2-Dichloroethane	24.8	26.2	106	70 - 120	
Trichloroethene	24.8	25.5	103	75 - 120	
Methylcyclohexane	24.8	26.1	105	80 - 120	
1,2-Dichloropropane	24.8	25.9	104	80 - 125	
Dibromomethane	24.8	26.2	106	75 - 120	
1,4-Dioxane	496	488	98	75 - 140	
Dichlorobromomethane	24.8	26.0	105	80 - 120	
2-Chloroethyl vinyl ether	24.8	27.8	112	80 - 125	
cis-1,3-Dichloropropene	24.8	26.3	106	80 - 125	
4-Methyl-2-pentanone (MIBK)	124	141	114	80 - 125	
Toluene	24.8	26.5	107	80 - 120	
trans-1,3-Dichloropropene	24.8	27.5	111	80 - 120	
1,1,2-Trichloroethane	24.8	26.7	108	80 - 125	
Tetrachloroethene	24.8	26.8	108	80 - 120	
1,3-Dichloropropane	24.8	26.1	105	80 - 125	
2-Hexanone	124	150	121	75 - 150	
Chlorodibromomethane	24.8	26.8	108	80 - 125	

Client: H2H Associates LLC

Job Number: 200-29045-1
Sdg Number: 200-29045

Lab Control Sample - Batch: 200-92008

Method: 8260C
Preparation: 5030C

Lab Sample ID:	LCS 200-92008/1011	Analysis Batch:	200-92008	Instrument ID:	CHL.i
Client Matrix:	Water	Prep Batch:	N/A	Lab File ID:	15008_11-LCS.d
Dilution:	1.0	Leach Batch:	N/A	Initial Weight/Volume:	5 mL
Analysis Date:	07/29/2015 1654	Units:	ug/L	Final Weight/Volume:	5 mL
Prep Date:	07/29/2015 1654				
Leach Date:	N/A				

Analyte	Spike Amount	Result	% Rec.	Limit	Qual
Ethylene Dibromide	24.8	26.9	109	80 - 120	
Chlorobenzene	24.8	26.2	106	80 - 120	
1,1,1,2-Tetrachloroethane	24.8	26.8	108	80 - 120	
Ethylbenzene	24.8	26.2	106	80 - 125	
m-Xylene & p-Xylene	24.8	26.8	108	80 - 125	
o-Xylene	24.8	26.6	107	80 - 120	
Styrene	24.8	25.5	103	80 - 120	
Bromoform	24.8	27.2	110	80 - 120	
Isopropylbenzene	24.8	26.3	106	80 - 120	
Bromobenzene	24.8	26.5	107	80 - 125	
1,1,2,2-Tetrachloroethane	24.8	26.0	105	80 - 125	
1,2,3-Trichloropropane	24.8	25.9	104	80 - 120	
N-Propylbenzene	24.8	26.7	108	80 - 120	
2-Chlorotoluene	24.8	26.2	105	80 - 125	
4-Chlorotoluene	24.8	26.0	105	80 - 125	
1,3,5-Trimethylbenzene	24.8	26.2	106	80 - 120	
tert-Butylbenzene	24.8	26.3	106	75 - 120	
1,2,4-Trimethylbenzene	24.8	25.7	104	80 - 120	
sec-Butylbenzene	24.8	26.2	106	80 - 120	
4-Isopropyltoluene	24.8	26.0	105	75 - 120	
1,3-Dichlorobenzene	24.8	26.1	105	80 - 125	
1,4-Dichlorobenzene	24.8	26.0	105	80 - 125	
1,2-Dichlorobenzene	24.8	26.1	105	80 - 125	
n-Butylbenzene	24.8	25.9	104	80 - 120	
1,2-Dibromo-3-Chloropropane	24.8	27.3	110	70 - 120	
1,2,4-Trichlorobenzene	24.8	26.5	107	80 - 120	
Hexachlorobutadiene	24.8	25.8	104	75 - 120	
Naphthalene	24.8	26.1	105	80 - 130	
1,2,3-Trichlorobenzene	24.8	25.4	102	80 - 120	

Surrogate	% Rec	Acceptance Limits
1,2-Dichloroethane-d4 (Surr)	105	80 - 120
Toluene-d8 (Surr)	110	80 - 120
Dibromofluoromethane (Surr)	110	50 - 150

Client: H2H Associates LLC

Job Number: 200-29045-1
Sdg Number: 200-29045

Matrix Spike/
Matrix Spike Duplicate Recovery Report - Batch: 200-92008

Method: 8260C
Preparation: 5030C

MS Lab Sample ID:	200-29045-1	Analysis Batch:	200-92008	Instrument ID:	CHL.i
Client Matrix:	Water	Prep Batch:	N/A	Lab File ID:	15008_22.D
Dilution:	1.0	Leach Batch:	N/A	Initial Weight/Volume:	5 mL
Analysis Date:	07/29/2015 2247			Final Weight/Volume:	5 mL
Prep Date:	07/29/2015 2247				5 mL
Leach Date:	N/A				

MSD Lab Sample ID:	200-29045-1	Analysis Batch:	200-92008	Instrument ID:	CHL.i
Client Matrix:	Water	Prep Batch:	N/A	Lab File ID:	15008_23.D
Dilution:	1.0	Leach Batch:	N/A	Initial Weight/Volume:	5 mL
Analysis Date:	07/29/2015 2319			Final Weight/Volume:	5 mL
Prep Date:	07/29/2015 2319				5 mL
Leach Date:	N/A				

	% Rec.						
Analyte	MS	MSD	Limit	RPD	RPD Limit	MS Qual	MSD Qual
Dichlorodifluoromethane	124	126	35 - 125	1	30		J
Chloromethane	102	104	65 - 120	1	30		
Vinyl chloride	105	107	80 - 130	2	30		
Bromomethane	108	106	60 - 120	2	30		
Chloroethane	107	107	80 - 130	0	30		
Trichlorofluoromethane	108	109	75 - 120	1	30		
1,1-Dichloroethene	104	101	80 - 120	3	30		
1,1,2-Trichloro-1,2,2-trifluoroethane	104	102	70 - 120	1	30		
Acetone	62	62	15 - 200	0	30		
Iodomethane	94	111	45 - 150	17	30		
Carbon disulfide	97	96	80 - 120	0	30		
Methyl acetate	114	115	70 - 120	1	30		
Methylene Chloride	92	91	80 - 120	1	30		
trans-1,2-Dichloroethene	108	108	80 - 125	0	30		
Methyl tert-butyl ether	103	101	80 - 120	2	30		
1,1-Dichloroethane	108	106	80 - 120	1	30		
Vinyl acetate	96	93	80 - 200	4	30		
2,2-Dichloropropane	90	86	80 - 120	5	30		
cis-1,2-Dichloroethene	106	104	80 - 125	2	30		
2-Butanone (MEK)	88	89	60 - 170	1	30		
Chlorobromomethane	110	110	80 - 130	1	30		
Tetrahydrofuran	105	100	80 - 120	4	30		
Chloroform	109	107	75 - 120	2	30		
1,1,1-Trichloroethane	107	105	75 - 120	2	30		
Cyclohexane	106	104	80 - 120	1	30		
1,1-Dichloropropene	116	114	80 - 125	1	30		
Carbon tetrachloride	113	111	75 - 120	2	30		
Isobutyl alcohol	95	93	80 - 130	2	30		
Benzene	107	105	80 - 125	2	30		
1,2-Dichloroethane	108	106	70 - 120	1	30		
Trichloroethene	105	102	75 - 120	2	30		
Methylcyclohexane	105	104	80 - 120	1	30		
1,2-Dichloropropane	107	106	80 - 125	1	30		

Client: H2H Associates LLC

Job Number: 200-29045-1
Sdg Number: 200-29045

Matrix Spike/
Matrix Spike Duplicate Recovery Report - Batch: 200-92008

Method: 8260C
Preparation: 5030C

MS Lab Sample ID:	200-29045-1	Analysis Batch:	200-92008	Instrument ID:	CHL.i
Client Matrix:	Water	Prep Batch:	N/A	Lab File ID:	15008_22.D
Dilution:	1.0	Leach Batch:	N/A	Initial Weight/Volume:	5 mL
Analysis Date:	07/29/2015 2247			Final Weight/Volume:	5 mL
Prep Date:	07/29/2015 2247				5 mL
Leach Date:	N/A				

MSD Lab Sample ID:	200-29045-1	Analysis Batch:	200-92008	Instrument ID:	CHL.i
Client Matrix:	Water	Prep Batch:	N/A	Lab File ID:	15008_23.D
Dilution:	1.0	Leach Batch:	N/A	Initial Weight/Volume:	5 mL
Analysis Date:	07/29/2015 2319			Final Weight/Volume:	5 mL
Prep Date:	07/29/2015 2319				5 mL
Leach Date:	N/A				

	% Rec.						
Analyte	MS	MSD	Limit	RPD	RPD Limit	MS Qual	MSD Qual
Dibromomethane	106	105	75 - 120	1	30		
1,4-Dioxane	106	114	75 - 140	8	30		
Dichlorobromomethane	106	106	80 - 120	0	30		
2-Chloroethyl vinyl ether	0	0	80 - 125	NC	30	U J	U J
cis-1,3-Dichloropropene	105	104	80 - 125	1	30		
4-Methyl-2-pentanone (MIBK)	115	114	80 - 125	0	30		
Toluene	107	107	80 - 120	0	30		
trans-1,3-Dichloropropene	109	109	80 - 120	0	30		
1,1,2-Trichloroethane	106	106	80 - 125	0	30		
Tetrachloroethene	107	107	80 - 120	0	30		
1,3-Dichloropropane	106	104	80 - 125	1	30		
2-Hexanone	95	96	75 - 150	1	30		
Chlorodibromomethane	106	107	80 - 125	1	30		
Ethylene Dibromide	107	106	80 - 120	1	30		
Chlorobenzene	107	107	80 - 120	0	30		
1,1,1,2-Tetrachloroethane	109	108	80 - 120	1	30		
Ethylbenzene	107	106	80 - 125	1	30		
m-Xylene & p-Xylene	107	109	80 - 125	2	30		
o-Xylene	108	107	80 - 120	1	30		
Styrene	103	103	80 - 120	0	30		
Bromoform	107	107	80 - 120	0	30		
Isopropylbenzene	108	107	80 - 120	2	30		
Bromobenzene	109	107	80 - 125	1	30		
1,1,2,2-Tetrachloroethane	106	104	80 - 125	2	30		
1,2,3-Trichloropropane	105	105	80 - 120	0	30		
N-Propylbenzene	110	107	80 - 120	3	30		
2-Chlorotoluene	108	106	80 - 125	2	30		
4-Chlorotoluene	108	108	80 - 125	0	30		
1,3,5-Trimethylbenzene	108	106	80 - 120	3	30		
tert-Butylbenzene	109	106	75 - 120	2	30		
1,2,4-Trimethylbenzene	107	105	80 - 120	2	30		
sec-Butylbenzene	109	106	80 - 120	3	30		
4-Isopropyltoluene	107	106	75 - 120	1	30		

Client: H2H Associates LLC

Job Number: 200-29045-1
Sdg Number: 200-29045

Matrix Spike/
Matrix Spike Duplicate Recovery Report - Batch: 200-92008

Method: 8260C
Preparation: 5030C

MS Lab Sample ID:	200-29045-1	Analysis Batch:	200-92008	Instrument ID:	CHL.i
Client Matrix:	Water	Prep Batch:	N/A	Lab File ID:	15008_22.D
Dilution:	1.0	Leach Batch:	N/A	Initial Weight/Volume:	5 mL
Analysis Date:	07/29/2015 2247			Final Weight/Volume:	5 mL
Prep Date:	07/29/2015 2247				5 mL
Leach Date:	N/A				

MSD Lab Sample ID:	200-29045-1	Analysis Batch:	200-92008	Instrument ID:	CHL.i
Client Matrix:	Water	Prep Batch:	N/A	Lab File ID:	15008_23.D
Dilution:	1.0	Leach Batch:	N/A	Initial Weight/Volume:	5 mL
Analysis Date:	07/29/2015 2319			Final Weight/Volume:	5 mL
Prep Date:	07/29/2015 2319				5 mL
Leach Date:	N/A				

	% Rec.						
Analyte	MS	MSD	Limit	RPD	RPD Limit	MS Qual	MSD Qual
1,3-Dichlorobenzene	106	105	80 - 125	1	30		
1,4-Dichlorobenzene	107	104	80 - 125	2	30		
1,2-Dichlorobenzene	106	104	80 - 125	2	30		
n-Butylbenzene	107	105	80 - 120	1	30		
1,2-Dibromo-3-Chloropropane	107	106	70 - 120	1	30		
1,2,4-Trichlorobenzene	104	105	80 - 120	1	30		
Hexachlorobutadiene	100	101	75 - 120	1	30		
Naphthalene	103	102	80 - 130	1	30		
1,2,3-Trichlorobenzene	101	101	80 - 120	0	30		

Surrogate	MS % Rec	MSD % Rec	Acceptance Limits
1,2-Dichloroethane-d4 (Surr)	107	105	80 - 120
Toluene-d8 (Surr)	110	110	80 - 120
Dibromofluoromethane (Surr)	111	111	50 - 150

Client: H2H Associates LLC

Job Number: 200-29045-1
Sdg Number: 200-29045

Matrix Spike/
Matrix Spike Duplicate Recovery Report - Batch: 200-92008

Method: 8260C
Preparation: 5030C

MS Lab Sample ID:	200-29045-1	Units: ug/L	MSD Lab Sample ID:	200-29045-1	
Client Matrix:	Water		Client Matrix:	Water	
Dilution:	1.0		Dilution:	1.0	
Analysis Date:	07/29/2015 2247		Analysis Date:	07/29/2015 2319	
Prep Date:	07/29/2015 2247		Prep Date:	07/29/2015 2319	
Leach Date:	N/A		Leach Date:	N/A	

Analyte	Sample Result/Qual		MS Spike Amount	MSD Spike Amount	MS Result/Qual		MSD Result/Qual	
Dichlorodifluoromethane	0.40	U	24.8	24.8	30.8		31.2	J
Chloromethane	0.40	U	24.8	24.8	25.4		25.7	
Vinyl chloride	0.40	U	24.8	24.8	26.0		26.5	
Bromomethane	0.40	U	24.8	24.8	26.9		26.3	
Chloroethane	0.40	U	24.8	24.8	26.5		26.5	
Trichlorofluoromethane	0.40	U	24.8	24.8	26.7		27.1	
1,1-Dichloroethene	0.40	U	24.8	24.8	25.7		25.0	
1,1,2-Trichloro-1,2,2-trifluoroethane	0.40	U	24.8	24.8	25.7		25.4	
Acetone	1.9	U	124	124	77.2		77.0	
Iodomethane	0.40	U	24.8	24.8	23.3		27.6	
Carbon disulfide	0.31	J	24.8	24.8	24.3		24.3	
Methyl acetate	1.9	U	124	124	142		143	
Methylene Chloride	0.26	J	24.8	24.8	23.2		23.0	
trans-1,2-Dichloroethene	0.40	U	24.8	24.8	26.8		26.7	
Methyl tert-butyl ether	0.40	U	24.8	24.8	25.6		25.1	
1,1-Dichloroethane	0.40	U	24.8	24.8	26.7		26.4	
Vinyl acetate	0.80	U	49.6	49.6	47.9		45.9	
2,2-Dichloropropane	0.80	U	24.8	24.8	22.4		21.4	
cis-1,2-Dichloroethene	0.44	J	24.8	24.8	26.8		26.3	
2-Butanone (MEK)	1.9	U	124	124	109		111	
Chlorobromomethane	0.40	U	24.8	24.8	27.4		27.2	
Tetrahydrofuran	1.6	U	49.6	49.6	51.9		49.8	
Chloroform	0.40	U	24.8	24.8	27.1		26.5	
1,1,1-Trichloroethane	0.40	U	24.8	24.8	26.5		26.1	
Cyclohexane	0.40	U	24.8	24.8	26.3		25.9	
1,1-Dichloropropene	0.40	U	24.8	24.8	28.8		28.4	
Carbon tetrachloride	0.40	U	24.8	24.8	28.1		27.4	
Isobutyl alcohol	9.7	U	620	620	589		579	
Benzene	0.40	U	24.8	24.8	26.5		26.1	
1,2-Dichloroethane	0.40	U	24.8	24.8	26.7		26.4	
Trichloroethene	1.0		24.8	24.8	27.0		26.4	
Methylcyclohexane	0.40	U	24.8	24.8	26.0		25.7	
1,2-Dichloropropane	0.40	U	24.8	24.8	26.5		26.2	
Dibromomethane	0.40	U	24.8	24.8	26.2		26.0	
1,4-Dioxane	16	U	496	496	525		566	
Dichlorobromomethane	0.40	U	24.8	24.8	26.3		26.4	
2-Chloroethyl vinyl ether	0.40	U	24.8	24.8	0.40	U J	0.40	U J
cis-1,3-Dichloropropene	0.40	U	24.8	24.8	26.0		25.7	
4-Methyl-2-pentanone (MIBK)	1.9	U	124	124	142		142	
Toluene	0.40	U	24.8	24.8	26.6		26.5	
trans-1,3-Dichloropropene	0.40	U	24.8	24.8	27.2		27.1	
1,1,2-Trichloroethane	0.40	U	24.8	24.8	26.4		26.3	
Tetrachloroethene	0.40	U	24.8	24.8	26.6		26.5	

Client: H2H Associates LLC

Job Number: 200-29045-1
Sdg Number: 200-29045

Matrix Spike/
Matrix Spike Duplicate Recovery Report - Batch: 200-92008

Method: 8260C
Preparation: 5030C

MS Lab Sample ID:	200-29045-1	Units: ug/L	MSD Lab Sample ID:	200-29045-1	
Client Matrix:	Water		Client Matrix:	Water	
Dilution:	1.0		Dilution:	1.0	
Analysis Date:	07/29/2015 2247		Analysis Date:	07/29/2015 2319	
Prep Date:	07/29/2015 2247		Prep Date:	07/29/2015 2319	
Leach Date:	N/A		Leach Date:	N/A	

Analyte	Sample Result/Qual		MS Spike Amount	MSD Spike Amount	MS Result/Qual	MSD Result/Qual
1,3-Dichloropropane	0.40	U	24.8	24.8	26.3	25.9
2-Hexanone	1.9	U	124	124	118	119
Chlorodibromomethane	0.40	U	24.8	24.8	26.3	26.5
Ethylene Dibromide	0.40	U	24.8	24.8	26.6	26.3
Chlorobenzene	0.40	U	24.8	24.8	26.5	26.4
1,1,1,2-Tetrachloroethane	0.40	U	24.8	24.8	27.1	26.7
Ethylbenzene	0.40	U	24.8	24.8	26.6	26.2
m-Xylene & p-Xylene	0.40	U	24.8	24.8	26.6	27.0
o-Xylene	0.40	U	24.8	24.8	26.8	26.7
Styrene	0.40	U	24.8	24.8	25.6	25.5
Bromoform	0.40	U	24.8	24.8	26.6	26.5
Isopropylbenzene	0.40	U	24.8	24.8	26.9	26.4
Bromobenzene	0.40	U	24.8	24.8	26.9	26.6
1,1,2,2-Tetrachloroethane	0.40	U	24.8	24.8	26.3	25.7
1,2,3-Trichloropropane	0.40	U	24.8	24.8	26.1	26.1
N-Propylbenzene	0.40	U	24.8	24.8	27.3	26.6
2-Chlorotoluene	0.40	U	24.8	24.8	26.9	26.3
4-Chlorotoluene	0.40	U	24.8	24.8	26.7	26.8
1,3,5-Trimethylbenzene	0.40	U	24.8	24.8	26.9	26.3
tert-Butylbenzene	0.40	U	24.8	24.8	27.1	26.4
1,2,4-Trimethylbenzene	0.40	U	24.8	24.8	26.5	26.0
sec-Butylbenzene	0.40	U	24.8	24.8	27.0	26.3
4-Isopropyltoluene	0.40	U	24.8	24.8	26.5	26.2
1,3-Dichlorobenzene	0.40	U	24.8	24.8	26.3	26.0
1,4-Dichlorobenzene	0.40	U	24.8	24.8	26.5	25.9
1,2-Dichlorobenzene	0.40	U	24.8	24.8	26.4	25.9
n-Butylbenzene	0.40	U	24.8	24.8	26.5	26.2
1,2-Dibromo-3-Chloropropane	0.40	U	24.8	24.8	26.6	26.4
1,2,4-Trichlorobenzene	0.40	U	24.8	24.8	25.9	26.1
Hexachlorobutadiene	0.40	U	24.8	24.8	24.9	25.1
Naphthalene	0.40	U	24.8	24.8	25.6	25.3
1,2,3-Trichlorobenzene	0.40	U	24.8	24.8	25.1	25.0

DATA REPORTING QUALIFIERS

Client: H2H Associates LLC

Job Number: 200-29045-1
Sdg Number: 200-29045

Lab Section	Qualifier	Description
GC/MS VOA		
	B	Blank contamination: The analyte was detected above one-half the reporting limit in an associated blank.
	J	Estimated: The analyte was positively identified; the quantitation is an estimation
	J	Estimated: The quantitation is an estimation due to discrepancies in meeting certain analyte-specific quality control criteria.
	Q	One or more quality control criteria failed.
	U	Undetected at the Limit of Detection.

Client: H2H Associates LLC

Job Number: 200-29045-1
Sdg Number: 200-29045

QC Association Summary

Lab Sample ID	Client Sample ID	Report Basis	Client Matrix	Method	Prep Batch
GC/MS VOA					
Analysis Batch:200-92008					
LCS 200-92008/1011	Lab Control Sample	T	Water	8260C	
MB 200-92008/13	Method Blank	T	Water	8260C	
200-29045-1	MW-9	T	Water	8260C	
200-29045-1MS	Matrix Spike	T	Water	8260C	
200-29045-1MSD	Matrix Spike Duplicate	T	Water	8260C	
200-29045-2FD	DUP-1-7-16-15	T	Water	8260C	
200-29045-3TB	TRIP BLANK	T	Water	8260C	

Report Basis
T = Total

Client: H2H Associates LLC

Job Number: 200-29045-1
SDG: 200-29045

Laboratory Chronicle

Lab ID: 200-29045-1 **Client ID: MW-9**

Sample Date/Time: 07/16/2015 10:20 Received Date/Time: 07/28/2015 14:32

Method	Bottle ID	Run	Analysis Batch	Prep Batch	Date Prepared / Analyzed	Dil	Lab	Analyst
P:5030C	200-29045-B-1		200-92008		07/29/2015 21:11	1	TAL BUR	NEA
A:8260C	200-29045-B-1		200-92008		07/29/2015 21:11	1	TAL BUR	NEA

Lab ID: 200-29045-1 **Client ID: MW-9**

Sample Date/Time: 07/16/2015 10:20 Received Date/Time: 07/28/2015 14:32

Method	Bottle ID	Run	Analysis Batch	Prep Batch	Date Prepared / Analyzed	Dil	Lab	Analyst
P:5030C	200-29045-KS-1 MS		200-92008		07/29/2015 22:47	1	TAL BUR	NEA
A:8260C	200-29045-KS-1 MS		200-92008		07/29/2015 22:47	1	TAL BUR	NEA

Lab ID: 200-29045-1 **Client ID: MW-9**

Sample Date/Time: 07/16/2015 10:20 Received Date/Time: 07/28/2015 14:32

Method	Bottle ID	Run	Analysis Batch	Prep Batch	Date Prepared / Analyzed	Dil	Lab	Analyst
P:5030C	200-29045-B-1 MSD		200-92008		07/29/2015 23:19	1	TAL BUR	NEA
A:8260C	200-29045-B-1 MSD		200-92008		07/29/2015 23:19	1	TAL BUR	NEA

Lab ID: 200-29045-2 **Client ID: DUP-1-7-16-15**

Sample Date/Time: 07/16/2015 00:00 Received Date/Time: 07/28/2015 14:32

Method	Bottle ID	Run	Analysis Batch	Prep Batch	Date Prepared / Analyzed	Dil	Lab	Analyst
P:5030C	200-29045-B-2		200-92008		07/29/2015 21:43	1	TAL BUR	NEA
A:8260C	200-29045-B-2		200-92008		07/29/2015 21:43	1	TAL BUR	NEA

Lab ID: 200-29045-3 **Client ID: TRIP BLANK**

Sample Date/Time: 07/16/2015 00:00 Received Date/Time: 07/28/2015 14:32

Method	Bottle ID	Run	Analysis Batch	Prep Batch	Date Prepared / Analyzed	Dil	Lab	Analyst
P:5030C	200-29045-B-3		200-92008		07/29/2015 22:15	1	TAL BUR	NEA
A:8260C	200-29045-B-3		200-92008		07/29/2015 22:15	1	TAL BUR	NEA

Lab ID: MB **Client ID: N/A**

Sample Date/Time: N/A Received Date/Time: N/A

Method	Bottle ID	Run	Analysis Batch	Prep Batch	Date Prepared / Analyzed	Dil	Lab	Analyst
P:5030C	MB 200-92008/13		200-92008		07/29/2015 17:59	1	TAL BUR	NEA
A:8260C	MB 200-92008/13		200-92008		07/29/2015 17:59	1	TAL BUR	NEA

Client: H2H Associates LLC

Job Number: 200-29045-1
SDG: 200-29045

Laboratory Chronicle

Lab ID: LCS **Client ID: N/A**

Sample Date/Time: N/A Received Date/Time: N/A

Method	Bottle ID	Run	Analysis Batch	Prep Batch	Date Prepared / Analyzed	Dil	Lab	Analyst
P:5030C	LCS 200-92008/1011		200-92008		07/29/2015 16:54	1	TAL BUR	NEA
A:8260C	LCS 200-92008/1011		200-92008		07/29/2015 16:54	1	TAL BUR	NEA

Lab References:
TAL BUR = TestAmerica Burlington

REAGENT TRACEABILITY SUMMARY

Lab Name: TestAmerica Burlington Job No.: 200-29045-1

SDG No.: 200-29045

Reagent ID	Exp Date	Prep Date	Dilutant Used	Reagent Final Volume	Parent Reagent		Analyte	Concentration
					Reagent ID	Volume Added		
8260cal.A_00025	08/03/15	07/27/15	METHANOL, Lot 147358	1500 uL	VMstd#3s_00024	52.8 uL	Bromomethane	88 ug/mL
							Butadiene	88 ug/mL
							Chloroethane	88 ug/mL
							Chloromethane	88 ug/mL
							Dichlorodifluoromethane	88 ug/mL
							Dichlorofluoromethane	88 ug/mL
							Trichlorofluoromethane	88 ug/mL
							Vinyl chloride	88 ug/mL
					VMstd#4s_00006	52.8 uL	2-Chloroethyl vinyl ether	88 ug/mL
.VMstd#3s_00024	07/27/16		Restek, Lot A0108198		(Purchased Reagent)		Bromomethane	2500 ug/mL
							Butadiene	2500 ug/mL
							Chloroethane	2500 ug/mL
							Chloromethane	2500 ug/mL
							Dichlorodifluoromethane	2500 ug/mL
							Dichlorofluoromethane	2500 ug/mL
							Trichlorofluoromethane	2500 ug/mL
							Vinyl chloride	2500 ug/mL
.VMstd#4s_00006	06/20/16		Restek, Lot A0108172		(Purchased Reagent)		2-Chloroethyl vinyl ether	2500 ug/mL
8260cal.Bcorp_00017	08/29/15	07/29/15	METHANOL, Lot 147358	4500 uL	8260customCAL_00001	198 uL	2-Chloro-1,3-butadiene	88 ug/mL
							Isopropyl ether	88 ug/mL
							Methacrylonitrile	88 ug/mL
							Methyl methacrylate	88 ug/mL
							Propionitrile	440 ug/mL
							Tert-amyl methyl ether	88 ug/mL
							Tert-butyl ethyl ether	88 ug/mL
					Freon 123A_00009	198 uL	1,2-Dichloro-1,1,2-trifluoroethane	88 ug/mL
					VM8260SSTDs_00004	158.4 uL	1,2-Dichloroethane-d4 (Surr)	88 ug/mL
							4-Bromofluorobenzene	88 ug/mL
							Dibromofluoromethane (Surr)	88 ug/mL
							Toluene-d8 (Surr)	88 ug/mL
					VM8260std #1s_00001	198 uL	1,1,1,2-Tetrachloroethane	88 ug/mL
							1,1,1-Trichloroethane	88 ug/mL
							1,1,2,2-Tetrachloroethane	88 ug/mL
							1,1,2-Trichloro-1,2,2-trifluoroethane	88 ug/mL
							1,1,2-Trichloroethane	88 ug/mL
							1,1-Dichloroethane	88 ug/mL
							1,1-Dichloroethene	88 ug/mL
							1,1-Dichloropropene	88 ug/mL
							1,2,3-Trichlorobenzene	88 ug/mL
							1,2,3-Trichloropropane	88 ug/mL
							1,2,4-Trichlorobenzene	88 ug/mL
							1,2,4-Trimethylbenzene	88 ug/mL
							1,2-Dibromo-3-Chloropropane	88 ug/mL
							1,2-Dichlorobenzene	88 ug/mL
							1,2-Dichloroethane	88 ug/mL

REAGENT TRACEABILITY SUMMARY

Lab Name: TestAmerica Burlington Job No.: 200-29045-1

SDG No.: 200-29045

Reagent ID	Exp Date	Prep Date	Dilutant Used	Reagent Final Volume	Parent Reagent		Analyte	Concentration
					Reagent ID	Volume Added		
							1,2-Dichloropropane	88 ug/mL
							1,3,5-Trimethylbenzene	88 ug/mL
							1,3-Dichlorobenzene	88 ug/mL
							1,3-Dichloropropane	88 ug/mL
							1,4-Dichlorobenzene	88 ug/mL
							1,4-Dioxane	1760 ug/mL
							2,2-Dichloropropane	88 ug/mL
							2-Chlorotoluene	88 ug/mL
							2-Methyl-2-propanol	880 ug/mL
							3-Chloro-1-propene	88 ug/mL
							4-Chlorotoluene	88 ug/mL
							4-Isopropyltoluene	88 ug/mL
							Acrylonitrile	880 ug/mL
							Benzene	88 ug/mL
							Bromobenzene	88 ug/mL
							Bromoform	88 ug/mL
							Carbon disulfide	88 ug/mL
							Carbon tetrachloride	88 ug/mL
							Chlorobenzene	88 ug/mL
							Chlorobromomethane	88 ug/mL
							Chlorodibromomethane	88 ug/mL
							Chloroform	88 ug/mL
							cis-1,2-Dichloroethene	88 ug/mL
							cis-1,3-Dichloropropene	88 ug/mL
							Cyclohexane	88 ug/mL
							Dibromomethane	88 ug/mL
							Dichlorobromomethane	88 ug/mL
							Ethyl ether	88 ug/mL
							Ethyl methacrylate	88 ug/mL
							Ethylbenzene	88 ug/mL
							Ethylene Dibromide	88 ug/mL
							Hexachlorobutadiene	88 ug/mL
							Hexane	88 ug/mL
							Iodomethane	88 ug/mL
							Isobutyl alcohol	2200 ug/mL
							Isopropylbenzene	88 ug/mL
							m-Xylene & p-Xylene	88 ug/mL
							Methyl acetate	440 ug/mL
							Methyl tert-butyl ether	88 ug/mL
							Methylcyclohexane	88 ug/mL
							Methylene Chloride	88 ug/mL
							n-Butylbenzene	88 ug/mL
							n-Heptane	88 ug/mL
							N-Propylbenzene	88 ug/mL
							Naphthalene	88 ug/mL
							o-Xylene	88 ug/mL
							sec-Butylbenzene	88 ug/mL
							Styrene	88 ug/mL

REAGENT TRACEABILITY SUMMARY

Lab Name: TestAmerica Burlington Job No.: 200-29045-1

SDG No.: 200-29045

Reagent ID	Exp Date	Prep Date	Dilutant Used	Reagent Final Volume	Parent Reagent		Analyte	Concentration
					Reagent ID	Volume Added		
							tert-Butylbenzene	88 ug/mL
							Tetrachloroethene	88 ug/mL
							Tetrahydrofuran	176 ug/mL
							Toluene	88 ug/mL
							trans-1,2-Dichloroethene	88 ug/mL
							trans-1,3-Dichloropropene	88 ug/mL
							trans-1,4-Dichloro-2-butene	88 ug/mL
							Trichloroethene	88 ug/mL
					VMstd#2s_00001	198 uL	2-Butanone (MEK)	440 ug/mL
							2-Hexanone	440 ug/mL
							4-Methyl-2-pentanone (MIBK)	440 ug/mL
							Acetone	440 ug/mL
					VMstd#6s_00025	158.4 uL	Vinyl acetate	176 ug/mL
.8260customCAL_00001	11/30/15		Restek, Lot A0103120		(Purchased Reagent)		2-Chloro-1,3-butadiene	2000 ug/mL
							Isopropyl ether	2000 ug/mL
							Methacrylonitrile	2000 ug/mL
							Methyl methacrylate	2000 ug/mL
							Propionitrile	10000 ug/mL
							Tert-amyl methyl ether	2000 ug/mL
							Tert-butyl ethyl ether	2000 ug/mL
.Freon 123A_00009	07/29/16		Accustandard, Lot 211011226		(Purchased Reagent)		1,2-Dichloro-1,1,2-trifluoroethane	2000 ug/mL
.VM8260SSTDs_00004	06/01/16		RESTEK, Lot A093505		(Purchased Reagent)		1,2-Dichloroethane-d4 (Surr)	2500 ug/mL
							4-Bromofluorobenzene	2500 ug/mL
							Dibromofluoromethane (Surr)	2500 ug/mL
							Toluene-d8 (Surr)	2500 ug/mL
.VM8260std #1s_00001	02/28/16		Restek, Lot A093581		(Purchased Reagent)		1,1,1,2-Tetrachloroethane	2000 ug/mL
							1,1,1-Trichloroethane	2000 ug/mL
							1,1,2,2-Tetrachloroethane	2000 ug/mL
							1,1,2-Trichloro-1,2,2-trifluoroethane	2000 ug/mL
							1,1,2-Trichloroethane	2000 ug/mL
							1,1-Dichloroethane	2000 ug/mL
							1,1-Dichloroethene	2000 ug/mL
							1,1-Dichloropropene	2000 ug/mL
							1,2,3-Trichlorobenzene	2000 ug/mL
							1,2,3-Trichloropropane	2000 ug/mL
							1,2,4-Trichlorobenzene	2000 ug/mL
							1,2,4-Trimethylbenzene	2000 ug/mL
							1,2-Dibromo-3-Chloropropane	2000 ug/mL
							1,2-Dichlorobenzene	2000 ug/mL
							1,2-Dichloroethane	2000 ug/mL
							1,2-Dichloropropane	2000 ug/mL
							1,3,5-Trimethylbenzene	2000 ug/mL
							1,3-Dichlorobenzene	2000 ug/mL
							1,3-Dichloropropane	2000 ug/mL
							1,4-Dichlorobenzene	2000 ug/mL
							1,4-Dioxane	40000 ug/mL

REAGENT TRACEABILITY SUMMARY

Lab Name: TestAmerica Burlington Job No.: 200-29045-1

SDG No.: 200-29045

Reagent ID	Exp Date	Prep Date	Dilutant Used	Reagent Final Volume	Parent Reagent		Analyte	Concentration
					Reagent ID	Volume Added		
							2,2-Dichloropropane	2000 ug/mL
							2-Chlorotoluene	2000 ug/mL
							2-Methyl-2-propanol	20000 ug/mL
							3-Chloro-1-propene	2000 ug/mL
							4-Chlorotoluene	2000 ug/mL
							4-Isopropyltoluene	2000 ug/mL
							Acrylonitrile	20000 ug/mL
							Benzene	2000 ug/mL
							Bromobenzene	2000 ug/mL
							Bromoform	2000 ug/mL
							Carbon disulfide	2000 ug/mL
							Carbon tetrachloride	2000 ug/mL
							Chlorobenzene	2000 ug/mL
							Chlorobromomethane	2000 ug/mL
							Chlorodibromomethane	2000 ug/mL
							Chloroform	2000 ug/mL
							cis-1,2-Dichloroethene	2000 ug/mL
							cis-1,3-Dichloropropene	2000 ug/mL
							Cyclohexane	2000 ug/mL
							Dibromomethane	2000 ug/mL
							Dichlorobromomethane	2000 ug/mL
							Ethyl ether	2000 ug/mL
							Ethyl methacrylate	2000 ug/mL
							Ethylbenzene	2000 ug/mL
							Ethylene Dibromide	2000 ug/mL
							Hexachlorobutadiene	2000 ug/mL
							Hexane	2000 ug/mL
							Iodomethane	2000 ug/mL
							Isobutyl alcohol	50000 ug/mL
							Isopropylbenzene	2000 ug/mL
							m-Xylene & p-Xylene	2000 ug/mL
							Methyl acetate	10000 ug/mL
							Methyl tert-butyl ether	2000 ug/mL
							Methylcyclohexane	2000 ug/mL
							Methylene Chloride	2000 ug/mL
							n-Butylbenzene	2000 ug/mL
							n-Heptane	2000 ug/mL
							N-Propylbenzene	2000 ug/mL
							Naphthalene	2000 ug/mL
							o-Xylene	2000 ug/mL
							sec-Butylbenzene	2000 ug/mL
							Styrene	2000 ug/mL
							tert-Butylbenzene	2000 ug/mL
							Tetrachloroethene	2000 ug/mL
							Tetrahydrofuran	4000 ug/mL
							Toluene	2000 ug/mL
							trans-1,2-Dichloroethene	2000 ug/mL
							trans-1,3-Dichloropropene	2000 ug/mL

REAGENT TRACEABILITY SUMMARY

Lab Name: TestAmerica Burlington Job No.: 200-29045-1

SDG No.: 200-29045

Reagent ID	Exp Date	Prep Date	Dilutant Used	Reagent Final Volume	Parent Reagent		Analyte	Concentration
					Reagent ID	Volume Added		
							trans-1,4-Dichloro-2-butene	2000 ug/mL
							Trichloroethene	2000 ug/mL
.VMstd#2s_00001	02/28/16		Restek, Lot A093365		(Purchased Reagent)		2-Butanone (MEK)	10000 ug/mL
							2-Hexanone	10000 ug/mL
							4-Methyl-2-pentanone (MIBK)	10000 ug/mL
							Acetone	10000 ug/mL
.VMstd#6s_00025	12/31/15		Restek, Lot A0111427		(Purchased Reagent)		Vinyl acetate	5000 ug/mL
8260cal.Bcorp_00017	08/29/15	07/29/15	METHANOL, Lot 147358	4500 uL	VM8260std #1s_00001	198 uL	Xylenes, Total	176 ug/mL
.VM8260std #1s_00001	02/28/16		Restek, Lot A093581		(Purchased Reagent)		Xylenes, Total	4000 ug/mL
8260calC_Acro_00003	07/31/15	07/08/15	METHANOL, Lot 147358	1500 uL	VM8260CALis_00078	33.4 uL	Acrolein	439.767 ug/mL
.VM8260CALis_00078	07/31/15		RESTEK, Lot A0109948		(Purchased Reagent)		Acrolein	19750 ug/mL
8260IScorp._00017	08/08/15	07/08/15	METHANOL, Lot 147358	10 mL	VM8260ISTDs_00010	2 mL	1,4-Dichlorobenzene-d4	50 ug/mL
							1,4-Dioxane-d8	1000 ug/mL
							2-Butanone-d5	250 ug/mL
							Chlorobenzene-d5	50 ug/mL
							Fluorobenzene	50 ug/mL
							TBA-d9 (IS)	1000 ug/mL
.VM8260ISTDs_00010	06/01/16		RESTEK, Lot A0108768		(Purchased Reagent)		1,4-Dichlorobenzene-d4	250 ug/mL
							1,4-Dioxane-d8	5000 ug/mL
							2-Butanone-d5	1250 ug/mL
							Chlorobenzene-d5	250 ug/mL
							Fluorobenzene	250 ug/mL
							TBA-d9 (IS)	5000 ug/mL
8260LCS.A_00026	08/05/15	07/29/15	METHANOL, Lot 147358	1500 uL	VMstd#3SECs_00028	52.8 uL	Bromomethane	88 ug/mL
							Chloroethane	88 ug/mL
							Chloromethane	88 ug/mL
							Dichlorodifluoromethane	88 ug/mL
							Trichlorofluoromethane	88 ug/mL
							Vinyl chloride	88 ug/mL
					VMstd#4SECs_00005	52.8 uL	2-Chloroethyl vinyl ether	88 ug/mL
.VMstd#3SECs_00028	07/29/16		Restek, Lot A0111273		(Purchased Reagent)		Bromomethane	2500 ug/mL
							Chloroethane	2500 ug/mL
							Chloromethane	2500 ug/mL
							Dichlorodifluoromethane	2500 ug/mL
							Trichlorofluoromethane	2500 ug/mL
							Vinyl chloride	2500 ug/mL
.VMstd#4SECs_00005	06/20/16		Restek, Lot A0108188		(Purchased Reagent)		2-Chloroethyl vinyl ether	2500 ug/mL
8260LCS.Bcorp_00019	08/29/15	07/29/15	METHANOL, Lot 141430	4500 uL	VM8260SEC #1s_00004	198 uL	1,1,1,2-Tetrachloroethane	88 ug/mL
							1,1,1-Trichloroethane	88 ug/mL
							1,1,2,2-Tetrachloroethane	88 ug/mL
							1,1,2-Trichloro-1,2,2-trifluoroethane	88 ug/mL
							1,1,2-Trichloroethane	88 ug/mL
							1,1-Dichloroethane	88 ug/mL
							1,1-Dichloroethene	88 ug/mL
							1,1-Dichloropropene	88 ug/mL
							1,2,3-Trichlorobenzene	88 ug/mL

REAGENT TRACEABILITY SUMMARY

Lab Name: TestAmerica Burlington Job No.: 200-29045-1

SDG No.: 200-29045

Reagent ID	Exp Date	Prep Date	Dilutant Used	Reagent Final Volume	Parent Reagent		Analyte	Concentration
					Reagent ID	Volume Added		
							1,2,3-Trichloropropane	88 ug/mL
							1,2,4-Trichlorobenzene	88 ug/mL
							1,2,4-Trimethylbenzene	88 ug/mL
							1,2-Dibromo-3-Chloropropane	88 ug/mL
							1,2-Dichlorobenzene	88 ug/mL
							1,2-Dichloroethane	88 ug/mL
							1,2-Dichloropropane	88 ug/mL
							1,3,5-Trimethylbenzene	88 ug/mL
							1,3-Dichlorobenzene	88 ug/mL
							1,3-Dichloropropane	88 ug/mL
							1,4-Dichlorobenzene	88 ug/mL
							1,4-Dioxane	1760 ug/mL
							2,2-Dichloropropane	88 ug/mL
							2-Chlorotoluene	88 ug/mL
							4-Chlorotoluene	88 ug/mL
							4-Isopropyltoluene	88 ug/mL
							Benzene	88 ug/mL
							Bromobenzene	88 ug/mL
							Bromoform	88 ug/mL
							Carbon disulfide	88 ug/mL
							Carbon tetrachloride	88 ug/mL
							Chlorobenzene	88 ug/mL
							Chlorobromomethane	88 ug/mL
							Chlorodibromomethane	88 ug/mL
							Chloroform	88 ug/mL
							cis-1,2-Dichloroethene	88 ug/mL
							cis-1,3-Dichloropropene	88 ug/mL
							Cyclohexane	88 ug/mL
							Dibromomethane	88 ug/mL
							Dichlorobromomethane	88 ug/mL
							Ethylbenzene	88 ug/mL
							Ethylene Dibromide	88 ug/mL
							Hexachlorobutadiene	88 ug/mL
							Iodomethane	88 ug/mL
							Isobutyl alcohol	2200 ug/mL
							Isopropylbenzene	88 ug/mL
							m-Xylene & p-Xylene	88 ug/mL
							Methyl acetate	440 ug/mL
							Methyl tert-butyl ether	88 ug/mL
							Methylcyclohexane	88 ug/mL
							Methylene Chloride	88 ug/mL
							n-Butylbenzene	88 ug/mL
							N-Propylbenzene	88 ug/mL
							Naphthalene	88 ug/mL
							o-Xylene	88 ug/mL
							sec-Butylbenzene	88 ug/mL
							Styrene	88 ug/mL
							tert-Butylbenzene	88 ug/mL

REAGENT TRACEABILITY SUMMARY

Lab Name: TestAmerica Burlington Job No.: 200-29045-1

SDG No.: 200-29045

Reagent ID	Exp Date	Prep Date	Dilutant Used	Reagent Final Volume	Parent Reagent		Analyte	Concentration
					Reagent ID	Volume Added		
							Tetrachloroethene	88 ug/mL
							Tetrahydrofuran	176 ug/mL
							Toluene	88 ug/mL
							trans-1,2-Dichloroethene	88 ug/mL
							trans-1,3-Dichloropropene	88 ug/mL
							Trichloroethene	88 ug/mL
							Xylenes, Total	176 ug/mL
					VMstd#2SECs_00009	198 uL	2-Butanone (MEK)	440 ug/mL
							2-Hexanone	440 ug/mL
							4-Methyl-2-pentanone (MIBK)	440 ug/mL
							Acetone	440 ug/mL
					VMstd#6SECs_00025	158.4 uL	Vinyl acetate	176 ug/mL
.VM8260SEC #1s_00004	02/28/16		Restek, Lot A093733		(Purchased Reagent)		1,1,1,2-Tetrachloroethane	2000 ug/mL
							1,1,1-Trichloroethane	2000 ug/mL
							1,1,2,2-Tetrachloroethane	2000 ug/mL
							1,1,2-Trichloro-1,2,2-trifluoroethane	2000 ug/mL
							1,1,2-Trichloroethane	2000 ug/mL
							1,1-Dichloroethane	2000 ug/mL
							1,1-Dichloroethene	2000 ug/mL
							1,1-Dichloropropene	2000 ug/mL
							1,2,3-Trichlorobenzene	2000 ug/mL
							1,2,3-Trichloropropane	2000 ug/mL
							1,2,4-Trichlorobenzene	2000 ug/mL
							1,2,4-Trimethylbenzene	2000 ug/mL
							1,2-Dibromo-3-Chloropropane	2000 ug/mL
							1,2-Dichlorobenzene	2000 ug/mL
							1,2-Dichloroethane	2000 ug/mL
							1,2-Dichloropropane	2000 ug/mL
							1,3,5-Trimethylbenzene	2000 ug/mL
							1,3-Dichlorobenzene	2000 ug/mL
							1,3-Dichloropropane	2000 ug/mL
							1,4-Dichlorobenzene	2000 ug/mL
							1,4-Dioxane	40000 ug/mL
							2,2-Dichloropropane	2000 ug/mL
							2-Chlorotoluene	2000 ug/mL
							4-Chlorotoluene	2000 ug/mL
							4-Isopropyltoluene	2000 ug/mL
							Benzene	2000 ug/mL
							Bromobenzene	2000 ug/mL
							Bromoform	2000 ug/mL
							Carbon disulfide	2000 ug/mL
							Carbon tetrachloride	2000 ug/mL
							Chlorobenzene	2000 ug/mL
							Chlorobromomethane	2000 ug/mL
							Chlorodibromomethane	2000 ug/mL
							Chloroform	2000 ug/mL
							cis-1,2-Dichloroethene	2000 ug/mL

REAGENT TRACEABILITY SUMMARY

Lab Name: TestAmerica Burlington Job No.: 200-29045-1

SDG No.: 200-29045

Reagent ID	Exp Date	Prep Date	Dilutant Used	Reagent Final Volume	Parent Reagent		Analyte	Concentration
					Reagent ID	Volume Added		
							cis-1,3-Dichloropropene	2000 ug/mL
							Cyclohexane	2000 ug/mL
							Dibromomethane	2000 ug/mL
							Dichlorobromomethane	2000 ug/mL
							Ethylbenzene	2000 ug/mL
							Ethylene Dibromide	2000 ug/mL
							Hexachlorobutadiene	2000 ug/mL
							Iodomethane	2000 ug/mL
							Isobutyl alcohol	50000 ug/mL
							Isopropylbenzene	2000 ug/mL
							m-Xylene & p-Xylene	2000 ug/mL
							Methyl acetate	10000 ug/mL
							Methyl tert-butyl ether	2000 ug/mL
							Methylcyclohexane	2000 ug/mL
							Methylene Chloride	2000 ug/mL
							n-Butylbenzene	2000 ug/mL
							N-Propylbenzene	2000 ug/mL
							Naphthalene	2000 ug/mL
							o-Xylene	2000 ug/mL
							sec-Butylbenzene	2000 ug/mL
							Styrene	2000 ug/mL
							tert-Butylbenzene	2000 ug/mL
							Tetrachloroethene	2000 ug/mL
							Tetrahydrofuran	4000 ug/mL
							Toluene	2000 ug/mL
							trans-1,2-Dichloroethene	2000 ug/mL
							trans-1,3-Dichloropropene	2000 ug/mL
							Trichloroethene	2000 ug/mL
							Xylenes, Total	4000 ug/mL
.VMstd#2SECs_00009	07/29/16		Restek, Lot A0101295		(Purchased Reagent)		2-Butanone (MEK)	10000 ug/mL
							2-Hexanone	10000 ug/mL
							4-Methyl-2-pentanone (MIBK)	10000 ug/mL
							Acetone	10000 ug/mL
.VMstd#6SECs_00025	10/31/15		Restek, Lot A0110474		(Purchased Reagent)		Vinyl acetate	5000 ug/mL
8260SScorp_00015	08/08/15	07/08/15	METHANOL, Lot 147358	10 mL	VM8260SSTDs_00004	200 uL	1,2-Dichloroethane-d4 (Surr)	50 ug/mL
							4-Bromofluorobenzene	50 ug/mL
							Dibromofluoromethane (Surr)	50 ug/mL
							Toluene-d8 (Surr)	50 ug/mL
.VM8260SSTDs_00004	06/01/16		RESTEK, Lot A093505		(Purchased Reagent)		1,2-Dichloroethane-d4 (Surr)	2500 ug/mL
							4-Bromofluorobenzene	2500 ug/mL
							Dibromofluoromethane (Surr)	2500 ug/mL
							Toluene-d8 (Surr)	2500 ug/mL

RESTEK®
110 Benner Circle
Bellefonte, PA 16823-8812
Tel: (800)356-1688
Fax: (814)353-1309

www.restek.com

CERTIFIED REFERENCE MATERIAL

ACCREDITED
ISO Guide 34 Accredited
Reference Material Producer
Certificate #3222.01

Certificate of Composition

ilac-MRA

ACCREDITED
ISO/IEC 17025 Accredited
Testing Laboratory
Certificate #3222.02

FOR LABORATORY USE ONLY-READ SDS PRIOR TO USE.

This Reference Material is intended for Laboratory Use Only as a standard for the qualitative and/or quantitative determination of the analyte(s) listed.

Catalog No. : 569168 **Lot No.:** A0103120

Description : Burlington 8260/524 Standard

Burlington 8260/524 Standard 2,000-10,000 µg/ml, P&T Methanol, 1 ml/ampul

Container Size : 2 mL **Pkg Amt:** > 1 mL

Expiration Date : November 30, 2015 **Storage:** 0°C or colder

655562
ID: 8260customCAL_00001
Exp: 11/30/15 Prpd: MTP
RS#569168 8260 Custom Cal

655563
ID: 8260customCAL_00002
Exp: 11/30/15 Prpd: MTP
RS#569168 8260 Custom Cal

655564
ID: 8260customCAL_00003
Exp: 11/30/15 Prpd: MTP
RS#569168 8260 Custom Cal

CERTIFIED VALUES

Elution Order	Compound		Conc. (weight/volume)		Expanded Uncertainty (95% C.L.; K=2)		
	Diisopropyl ether (DIPE)		2,008.0 µg/mL	+/-	11.9269	µg/mL	Gravimetric
	CAS # 108-20-3	(Lot SHBB6268V)		+/-	106.8892	µg/mL	Unstressed
	Purity 99%			+/-	107.0070	µg/mL	Stressed
2	Chloroprene (2-chloro-1,3-butadiene)		2,000.0 µg/mL	+/-	120.5806	µg/mL	Gravimetric
	CAS # 126-99-8	(Lot 130611JLM)		+/-	160.4151	µg/mL	Unstressed
	Purity 99%			+/-	160.4930	µg/mL	Stressed
3	Ethyl-tert-butyl ether (ETBE)		2,000.0 µg/mL	+/-	11.8794	µg/mL	Gravimetric
	CAS # 637-92-3	(Lot MKBP5984V)		+/-	106.4633	µg/mL	Unstressed
	Purity 99%			+/-	106.5807	µg/mL	Stressed
4	Propionitrile		10,072.0 µg/mL	+/-	59.1081	µg/mL	Gravimetric
	CAS # 107-12-0	(Lot BCBK0700V)		+/-	536.0698	µg/mL	Unstressed
	Purity 99%			+/-	536.6609	µg/mL	Stressed
5	Methacrylonitrile		2,012.0 µg/mL	+/-	11.9507	µg/mL	Gravimetric
	CAS # 126-98-7	(Lot 1012014)		+/-	107.1021	µg/mL	Unstressed
	Purity 99%			+/-	107.2202	µg/mL	Stressed
6	tert-Amyl methyl ether (TAME)		2,000.0 µg/mL	+/-	11.8794	µg/mL	Gravimetric
	CAS # 994-05-8	(Lot OS1028/4V)		+/-	106.4633	µg/mL	Unstressed
	Purity 99%			+/-	106.5807	µg/mL	Stressed
7	Methyl methacrylate		2,010.0 µg/mL	+/-	11.9388	µg/mL	Gravimetric
	CAS # 80-62-6	(Lot MKBK0839V)		+/-	106.9956	µg/mL	Unstressed
	Purity 99%			+/-	107.1136	µg/mL	Stressed

125 Market Street
New Haven, CT 06513
USA

AccuStandard® Inc.

Tel (203)786-5290
Fax (203)786-5287
www.AccuStandard.com

CERTIFICATE OF ANALYSIS

Catalog No: S-635-1S
Description: 1,2-Dichloro-1,1,2-Trifluoroethane Standard
Lot: 211011226
Solvent: Methanol
Hazards: **HIGHLY FLAMMABLE** - *Refer to SDS for safety info*



Danger 2

Date Certified: Jan 21, 2011
Expiration: Jan 21, 2021
Sample Size: 1 mL
Components: 1
Storage Condition: Freeze (<-10° C)

[X] Included on ISO/IEC 17025 Scope of Accreditation
[X] Included on ISO Guide 34 Scope of Accreditation

Component	CAS #	Purity %	Prepared Concentration[1] (µg/mL)	Certified Analyte Concentration[2] (µg/mL)
1,2-Dichloro-1,1,2-trifluoroethane	354-23-4	99.0	2016	1996

730564
ID: Freon 123A_00009
Exp: 01/21/21 Prpd: NEA
Freon 123A 2000 ug/ml

730563
ID: Freon 123A_00008
Exp: 01/21/21 Prpd: NEA
Freon 123A 2000 ug/ml

730562
ID: Freon 123A_00007
Exp: 01/21/21 Prpd: NEA
Freon 123A 2000 ug/ml

[1] All weights are traceable through NIST, Test No. 822/272103-05

[2] Certified Analyte Concentration = Purity x Prepared Concentration. The Uncertainty associated with the gravimetric values reported on this certificate is ±0.24%. The CRM Uncertainty calculated for this product is ±5%. These values are the expanded uncertainty and represent an estimated standard deviation equal to the positive square root of the total variation of the uncertainty of components. A normal distribution is assumed and a coverage factor of K=2 is chosen using approximately a 95% confidence level.

A product with a suffix (-1A, -2B, etc. or -01, -02, etc.) on its lot number has had its expiration date extended and is identical to the same lot number without the suffix.

Labels and certificates follow U.S. Conventions in reporting numerical values:
A comma (,) is used to separate units of one-thousand or greater.
A period (.) is used as a decimal place marker.

See reverse side for additional information

Certified By: Larry Decker, Organic QC Manager

For use in routine laboratory analysis.

AccuStandard is accredited to ISO Guide 34, ISO/IEC 17025 and certified to ISO 9001

OR-ORG-INO-001
Rev. 7/11

Page 39 of 199

RESTEK®
110 Benner Circle
Bellefonte, PA 16823-8812
Tel: (800)356-1688
Fax: (814)353-1309

www.restek.com

CERTIFIED REFERENCE MATERIAL

ACCREDITED
ISO Guide 34 Accredited
Reference Material Producer
Certificate #3222.01

Certificate of Analysis

ilac-MRA

ACCREDITED
ISO/IEC 17025 Accredited
Testing Laboratory
Certificate #3222.02

FOR LABORATORY USE ONLY-READ SDS PRIOR TO USE.

This Reference Material is intended for Laboratory Use Only as a standard for the qualitative and/or quantitative determination of the analyte(s) listed.

Catalog No. : 568720 **Lot No.:** A0109948

Description : 8260 List 1/Std #5 Acrolein High

8260 List 1/Std #5 Acrolein High 19,750 µg/mL, Water, 1 mL/ampul

Container Size : 2 mL **Pkg Amt:** > 1 mL

Expiration Date : July 31, 2015 **Storage:** 10°C or colder

Handling: This product is photosensitive.

CERTIFIED VALUES

Elution Order	Compound	Grav. Conc. (weight/volume)	Expanded Uncertainty (95% C.L.; K=2)		
1	Acrolein	19,756.0 µg/mL	+/- 115.6757	µg/mL	Gravimetric
	CAS # 107-02-8 (Lot 150115JLM)		+/- 633.4395	µg/mL	Unstressed
	Purity 99%		+/- 736.3041	µg/mL	Stressed

Solvent: Water
CAS # 7732-18-5
Purity 99%

799642
ID: VM8260CALis_00078
Exp: 07/31/15 Prpd: JSW
RS568720 Acrolein 19,750

799643
ID: VM8260CALis_00079
Exp: 07/31/15 Prpd: JSW
RS568720 Acrolein 19,750

799644
ID: VM8260CALis_00080
Exp: 07/31/15 Prpd: JSW
RS568720 Acrolein 19,750

799645
ID: VM8260CALis_00081
Exp: 07/31/15 Prpd: JSW
RS568720 Acrolein 19,750

799646
ID: VM8260CALis_00082
Exp: 07/31/15 Prpd: JSW
RS568720 Acrolein 19,750

Column:
105m x 0.53mm x 3.0µm
Rtx-502.2 (cat.#10910)

Carrier Gas:
hydrogen-constant pressure 11.0 psi.

Temp. Program:
40°C (hold 2 min.) to 240°C
@ 8°C/min. (hold 5 min.)

Inj. Temp:
200°C

Det. Temp:
250°C

Det. Type:
FID

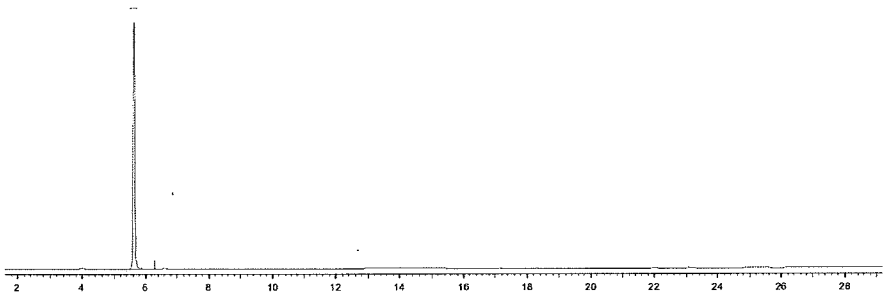

This chromatogram represents a general set of testing conditions chosen for product acceptance. For optimal results in your lab, conditions should be adjusted for your specific instrument, method, and application.

F. Joseph Tallon - Mix Technician **Date Mixed:** 27-Mar-2015 **Balance:** B251644995

Jodi E. Breon - QA Analyst **Date Passed:** 02-Apr-2015

Manufactured under Restek's ISO 9001:2008 Registered Quality System Certificate #FM 80397

RESTEK
110 Benner Circle
Bellefonte, PA 16823-8812
Tel: (800)356-1688
Fax: (814)353-1309

www.restek.com

CERTIFIED REFERENCE MATERIAL

Certificate of Analysis

ACCREDITED
ISO Guide 34 Accredited
Reference Material Producer
Certificate #3222.01

ACCREDITED
ISO/IEC 17025 Accredited
Testing Laboratory
Certificate #3222.02

FOR LABORATORY USE ONLY-READ SDS PRIOR TO USE.

This Reference Material is intended for Laboratory Use Only as a standard for the qualitative and/or quantitative determination of the analyte(s) listed.

776566
ID: VM8260ISTDs_00011
Exp: 02/09/20 Prpd: NEA
8260 ISTD 250/5000 UG/ML

776562
ID: VM8260ISTDs_00010
Exp: 02/09/20 Prpd: NEA
8260 ISTD 250/5000 UG/ML

776567
ID: VM8260ISTDs_00012
Exp: 02/09/20 Prpd: NEA
8260 ISTD 250/5000 UG/ML

Catalog No. : 568718 **Lot No.:** A0108768

Description : 8260 Internal Standard 2014

8260 Internal Standard 2014 250-5,000 ug/ml, P&T Methanol, 5 ml/ampul

Container Size : 5 mL **Pkg Amt:** > 5 mL

Expiration Date : February 29, 2020 **Storage:** 0°C or colder

CERTIFIED VALUES

Elution Order	Compound	Grav. Conc. (weight/volume)	Expanded Uncertainty (95% C.L.; K=2)	
1	tert-Butyl-d9-alcohol **CAS #** 25725-11-5 (Lot I201P12) **Purity** 99%	5,045.2 µg/mL	+/- 29.3332 µg/mL +/- 106.9955 µg/mL +/- 107.4702 µg/mL	Gravimetric Unstressed Stressed
2	2-Butanone-d5 **CAS #** 24313-50-6 (Lot M276P16) **Purity** 99%	1,258.6 µg/mL	+/- 7.3345 µg/mL +/- 26.6963 µg/mL +/- 26.8147 µg/mL	Gravimetric Unstressed Stressed
3	Fluorobenzene **CAS #** 462-06-6 (Lot 1380033) **Purity** 99%	250.6 µg/mL	+/- 1.4783 µg/mL +/- 5.3205 µg/mL +/- 5.3440 µg/mL	Gravimetric Unstressed Stressed
4	1,4-Dioxane-d8 **CAS #** 17647-74-4 (Lot PR-24187) **Purity** 99%	5,025.2 µg/mL	+/- 29.2169 µg/mL +/- 106.5714 µg/mL +/- 107.0442 µg/mL	Gravimetric Unstressed Stressed
5	Chlorobenzene-d5 **CAS #** 3114-55-4 (Lot PR-22736) **Purity** 99%	251.0 µg/mL	+/- 1.4807 µg/mL +/- 5.3289 µg/mL +/- 5.3525 µg/mL	Gravimetric Unstressed Stressed
6	1,4-Dichlorobenzene-d4 **CAS #** 3855-82-1 (Lot PR-18488) **Purity** 99%	250.8 µg/mL	+/- 1.4795 µg/mL +/- 5.3247 µg/mL +/- 5.3483 µg/mL	Gravimetric Unstressed Stressed

RESTEK

110 Benner Circle
Bellefonte, PA 16823-8812
Tel: (800)356-1688
Fax: (814)353-1309

www.restek.com

ACCREDITED
ISO Guide 34 Accredited
Reference Material Producer
Certificate #3222.01

ACCREDITED
ISO/IEC 17025 Accredited
Testing Laboratory
Certificate #3232.02

Certificate of Analysis

FOR LABORATORY USE ONLY-READ MSDS PRIOR TO USE.

This Reference Material is intended for Laboratory Use Only as a standard for the qualitative and/or quantitative determination of the analyte(s) listed.

Catalog No. : 567641.sec **Lot No.:** A093733

Description : 8260 List 1 / Std #1 MegaMix

8260 List 1 / Std #1 MegaMix 1,000-50,000 µg/ml, P&T Methanol, 1 ml/ampul

Container Size : 2 mL **Pkg Amt:** > 1 mL

Expiration Date : February 2016 **Storage:** 0°C or colder

545078
ID: VM8260SEC #1s_00001
Exp: 02/28/16 Prpd: MTP
8260 list #1/std #1 2nd 1

545079
ID: VM8260SEC #1s_00002
Exp: 02/28/16 Prpd: MTP
8260 list #1/std #1 2nd 1

545080
ID: VM8260SEC #1s_00003
Exp: 02/28/16 Prpd: MTP
8260 list #1/std #1 2nd 1

545081
ID: VM8260SEC #1s_00004
Exp: 02/28/16 Prpd: MTP
8260 list #1/std #1 2nd 1

F E S

Elution Order	Compound	Grav. Conc. (weight/volume)	Expanded Uncertainty (95% C.L.; K=2)		
1	Diethyl ether (ethyl ether) **CAS #** 60-29-7.SEC **Purity** 99%	2,000.0 µg/mL	+/- 11.6282 µg/mL +/- 44.2531 µg/mL +/- 44.4335 µg/mL		Gravimetric Unstressed Stressed
2	1,1,2-Trichlorotrifluoroethane (CFC-113) **CAS #** 76-13-1.SEC **Purity** 99%	2,000.0 µg/mL	+/- 11.6282 µg/mL +/- 44.2531 µg/mL +/- 44.4335 µg/mL		Gravimetric Unstressed Stressed
3	1,1-Dichloroethene **CAS #** 75-35-4.SEC **Purity** 99%	2,000.0 µg/mL	+/- 11.6282 µg/mL +/- 44.2531 µg/mL +/- 44.4335 µg/mL		Gravimetric Unstressed Stressed
4	tert-Butanol (TBA) **CAS #** 75-65-0.SEC **Purity** 99%	20,000.0 µg/mL	+/- 116.2756 µg/mL +/- 442.5291 µg/mL +/- 444.3332 µg/mL		Gravimetric Unstressed Stressed
5	Iodomethane (methyl iodide) **CAS #** 74-88-4.SEC **Purity** 97%	2,000.0 µg/mL	+/- 11.6284 µg/mL +/- 44.2540 µg/mL +/- 44.4344 µg/mL		Gravimetric Unstressed Stressed
6	Allyl chloride (3-chloropropene) **CAS #** 107-05-1.SEC **Purity** 98%	2,000.0 µg/mL	+/- 11.6281 µg/mL +/- 44.2527 µg/mL +/- 44.4331 µg/mL		Gravimetric Unstressed Stressed
7	Methyl acetate **CAS #** 79-20-9.SEC **Purity** 99%	10,000.0 µg/mL	+/- 58.1378 µg/mL +/- 221.2646 µg/mL +/- 222.1666 µg/mL		Gravimetric Unstressed Stressed
8	Carbon disulfide **CAS #** 75-15-0.SEC **Purity** 98%	2,000.0 µg/mL	+/- 11.6281 µg/mL +/- 44.2527 µg/mL +/- 44.4331 µg/mL		Gravimetric Unstressed Stressed
9	Methylene chloride (dichloromethane) **CAS #** 75-09-2.SEC **Purity** 99%	2,000.0 µg/mL	+/- 11.6282 µg/mL +/- 44.2531 µg/mL +/- 44.4335 µg/mL		Gravimetric Unstressed Stressed

29	Methylcyclohexane	2,000.0	µg/mL	+/-	11.6282	µg/mL	Gravimetric
	CAS # 108-87-2.SEC			+/-	44.2531	µg/mL	Unstressed
	Purity 99%			+/-	44.4335	µg/mL	Stressed
30	1,2-Dichloropropane	2,000.0	µg/mL	+/-	11.6282	µg/mL	Gravimetric
	CAS # 78-87-5.SEC			+/-	44.2531	µg/mL	Unstressed
	Purity 99%			+/-	44.4335	µg/mL	Stressed
31	1,4-Dioxane	40,000.0	µg/mL	+/-	232.5513	µg/mL	Gravimetric
	CAS # 123-91-1.SEC			+/-	885.0582	µg/mL	Unstressed
	Purity 99%			+/-	888.6665	µg/mL	Stressed
32	Dibromomethane	2,000.0	µg/mL	+/-	11.6282	µg/mL	Gravimetric
	CAS # 74-95-3.SEC			+/-	44.2531	µg/mL	Unstressed
	Purity 99%			+/-	44.4335	µg/mL	Stressed
33	Bromodichloromethane	2,000.1	µg/mL	+/-	11.6290	µg/mL	Gravimetric
	CAS # 75-27-4.SEC			+/-	44.2562	µg/mL	Unstressed
	Purity 97%			+/-	44.4366	µg/mL	Stressed
34	cis-1,3-Dichloropropene	2,000.0	µg/mL	+/-	11.6282	µg/mL	Gravimetric
	CAS # 10061-01-5.SEC			+/-	44.2531	µg/mL	Unstressed
	Purity 99%			+/-	44.4335	µg/mL	Stressed
35	Toluene	2,000.0	µg/mL	+/-	11.6282	µg/mL	Gravimetric
	CAS # 108-88-3.SEC			+/-	44.2531	µg/mL	Unstressed
	Purity 99%			+/-	44.4335	µg/mL	Stressed
36	Ethyl methacrylate	2,000.0	µg/mL	+/-	11.6282	µg/mL	Gravimetric
	CAS # 97-63-2.SEC			+/-	44.2531	µg/mL	Unstressed
	Purity 99%			+/-	44.4335	µg/mL	Stressed
37	trans-1,3-Dichloropropene	2,000.0	µg/mL	+/-	11.6281	µg/mL	Gravimetric
	CAS # 10061-02-6.SEC			+/-	44.2527	µg/mL	Unstressed
	Purity 98%			+/-	44.4331	µg/mL	Stressed
38	1,1,2-Trichloroethane	2,000.0	µg/mL	+/-	11.6282	µg/mL	Gravimetric
	CAS # 79-00-5.SEC			+/-	44.2531	µg/mL	Unstressed
	Purity 99%			+/-	44.4335	µg/mL	Stressed
39	1,3-Dichloropropane	2,000.0	µg/mL	+/-	11.6282	µg/mL	Gravimetric
	CAS # 142-28-9.SEC			+/-	44.2531	µg/mL	Unstressed
	Purity 99%			+/-	44.4335	µg/mL	Stressed
40	Tetrachloroethene	2,000.0	µg/mL	+/-	11.6282	µg/mL	Gravimetric
	CAS # 127-18-4.SEC			+/-	44.2531	µg/mL	Unstressed
	Purity 99%			+/-	44.4335	µg/mL	Stressed
41	Dibromochloromethane	2,000.1	µg/mL	+/-	11.6290	µg/mL	Gravimetric
	CAS # 124-48-1.SEC			+/-	44.2562	µg/mL	Unstressed
	Purity 97%			+/-	44.4366	µg/mL	Stressed
42	1,2-Dibromoethane (EDB)	2,000.0	µg/mL	+/-	11.6282	µg/mL	Gravimetric
	CAS # 106-93-4.SEC			+/-	44.2531	µg/mL	Unstressed
	Purity 99%			+/-	44.4335	µg/mL	Stressed
43	Chlorobenzene	2,000.0	µg/mL	+/-	11.6282	µg/mL	Gravimetric
	CAS # 108-90-7.SEC			+/-	44.2531	µg/mL	Unstressed
	Purity 99%			+/-	44.4335	µg/mL	Stressed
44	1,1,1,2-Tetrachloroethane	2,000.0	µg/mL	+/-	11.6282	µg/mL	Gravimetric
	CAS # 630-20-6.SEC			+/-	44.2531	µg/mL	Unstressed
	Purity 99%			+/-	44.4335	µg/mL	Stressed
45	m-Xylene	1,000.0	µg/mL	+/-	5.8141	µg/mL	Gravimetric
	CAS # 108-38-3.SEC			+/-	22.1265	µg/mL	Unstressed
	Purity 99%			+/-	22.2167	µg/mL	Stressed
46	p-Xylene	1,000.0	µg/mL	+/-	5.8141	µg/mL	Gravimetric
	CAS # 106-42-3.SEC			+/-	22.1265	µg/mL	Unstressed
	Purity 99%			+/-	22.2167	µg/mL	Stressed
47	o-Xylene	2,000.0	µg/mL	+/-	11.6282	µg/mL	Gravimetric
	CAS # 95-47-6.SEC			+/-	44.2531	µg/mL	Unstressed
	Purity 99%			+/-	44.4335	µg/mL	Stressed

67	1,2-Dichlorobenzene	2,000.0	µg/mL	+/-	11.6282	µg/mL	Gravimetric
	CAS # 95-50-1.SEC			+/-	44.2531	µg/mL	Unstressed
	Purity 99%			+/-	44.4335	µg/mL	Stressed
68	1,2-Dibromo-3-chloropropane	2,000.0	µg/mL	+/-	11.6284	µg/mL	Gravimetric
	CAS # 96-12-8.SEC			+/-	44.2540	µg/mL	Unstressed
	Purity 97%			+/-	44.4344	µg/mL	Stressed
69	1,2,4-Trichlorobenzene	2,000.0	µg/mL	+/-	11.6282	µg/mL	Gravimetric
	CAS # 120-82-1.SEC			+/-	44.2531	µg/mL	Unstressed
	Purity 99%			+/-	44.4335	µg/mL	Stressed
70	Hexachlorobutadiene	2,000.0	µg/mL	+/-	11.6284	µg/mL	Gravimetric
	CAS # 87-68-3.SEC			+/-	44.2540	µg/mL	Unstressed
	Purity 97%			+/-	44.4344	µg/mL	Stressed
71	Naphthalene	2,000.0	µg/mL	+/-	11.6282	µg/mL	Gravimetric
	CAS # 91-20-3.SEC			+/-	44.2531	µg/mL	Unstressed
	Purity 99%			+/-	44.4335	µg/mL	Stressed
72	1,2,3-Trichlorobenzene	2,000.0	µg/mL	+/-	11.6282	µg/mL	Gravimetric
	CAS # 87-61-6.SEC			+/-	44.2531	µg/mL	Unstressed
	Purity 99%			+/-	44.4335	µg/mL	Stressed

Solvent: P&T Methanol
CAS # 67-56-1
Purity 99%

Column:
60m x .25mm x 1.4um
Rtx-502.2 (cat.#10916)

Carrier Gas:
helium-constant pressure 30 psi

Temp. Program:
40°C (hold 6 min.) to 240°C
@ 6°C/min. (hold 10 min.)

Inj. Temp:
200°C

Det. Temp:
250°C

Det. Type:
MSD

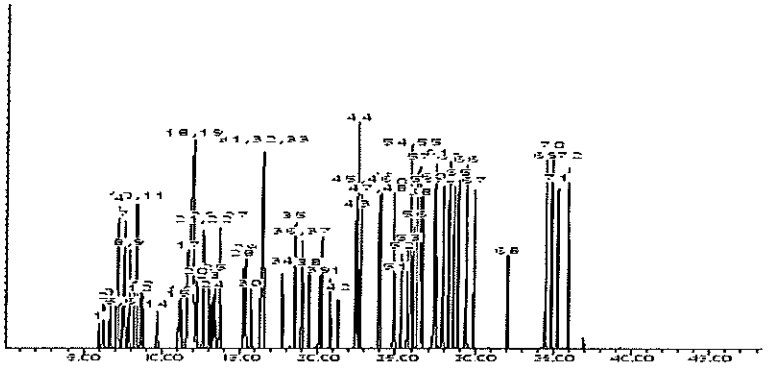

Jennifer L. Pollino - QC Analyst

Date Passed: 01-Mar-2013 **Balance:** 1127510105

Manufactured under Restek's ISO 9001:2008
Registered Quality System
Certificate #FM 80397

RESTEK

110 Benner Circle
Bellefonte, PA 16823-8812
Tel: (800)356-1688
Fax: (814)353-1309

www.restek.com

ACCREDITED
ISO Guide 34 Accredited
Reference Material Producer
Certificate #3222.01

ilac-MRA

ACCREDITED
ISO/IEC 17025 Accredited
Testing Laboratory
Certificate #3232.02

Certificate of Analysis

FOR LABORATORY USE ONLY-READ MSDS PRIOR TO USE.

This Reference Material is intended for Laboratory Use Only as a standard for the qualitative and/or quantitative determination of the analyte(s) listed.

Catalog No. : 567650 **Lot No.:** A093505

Description : 8260 Surrogate Standard

8260 Surrogate Standard 2,500 ug/ml, P&T Methanol, 5 ml/ampul

Container Size : 5 mL **Pkg Amt:** > 5 mL

Expiration Date : February 2018 **Storage:** 0°C or colder

CERTIFIED VALUES

Elution Order	Compound	Grav. Conc. (weight/volume)	Expanded Uncertainty (95% C.L.; K=2)	
1	Dibromofluoromethane	2,500.0 µg/mL	+/- 14.5352 µg/mL	Gravimetric
	CAS # 1868-53-7		+/- 30.1344 µg/mL	Unstressed
	Purity 99%		+/- 34.0022 µg/mL	Stressed
2	1,2-Dichloroethane-d4	2,500.0 µg/mL	+/- 14.5352 µg/mL	Gravimetric
	CAS # 17060-07-0		+/- 30.1344 µg/mL	Unstressed
	Purity 99%		+/- 34.0022 µg/mL	Stressed
3	Toluene-d8	2,500.0 µg/mL	+/- 14.5352 µg/mL	Gravimetric
	CAS # 2037-26-5		+/- 30.1344 µg/mL	Unstressed
	Purity 99%		+/- 34.0022 µg/mL	Stressed
4	1-Bromo-4-fluorobenzene (BFB)	2,500.0 µg/mL	+/- 14.5352 µg/mL	Gravimetric
	CAS # 460-00-4		+/- 30.1344 µg/mL	Unstressed
	Purity 99%		+/- 34.0022 µg/mL	Stressed

Solvent: P&T Methanol
CAS # 67-56-1
Purity 99%

544875
ID: VM8260SSTDs_00003
Exp: 02/28/18 Prpd: MTP
8260 SSTD 2500 UG/ML

544876
ID: VM8260SSTDs_00004
Exp: 02/28/18 Prpd: MTP
8260 SSTD 2500 UG/ML

110 Benner Circle
Bellefonte, PA 16823-8812
Tel: (800)356-1688
Fax: (814)353-1309

www.restek.com

Certificate of Analysis

ACCREDITED
ISO Guide 34 Accredited
Reference Material Producer
Certificate #3222.01

ACCREDITED
ISO/IEC 17025 Accredited
Testing Laboratory
Certificate #3222.03

FOR LABORATORY USE ONLY-READ MSDS PRIOR TO USE.

This Reference Material is intended for Laboratory Use Only as a standard for the qualitative and/or quantitative determination of the analyte(s) listed.

atalog No. : 567641 **Lot No.:** A093581

escription : 8260 List 1 / Std #1 MegaMix

8260 List 1 / Std #1 MegaMix 1000-50,000 µg/ml, P&T Methanol, 1 ml/ampul

ntainer Size : 2 mL **Pkg Amt:** > 1 mL

piration Date : February 2016 **Storage:** 0°C or colder

545072
ID: VM8260std #1s_00001
Exp: 02/28/16 Prpd: MTP
8260 list #1/std #1 1000-

545073
ID: VM8260std #1s_00002
Exp: 02/28/16 Prpd: MTP
8260 list #1/std #1 1000-

[redacted]
8260 list #1/std #1 1000-

R [redacted] L U E S

Elution Order	Compound	Grav. Conc. (weight/volume)	Expanded Uncertainty (95% C.L.; K=2)		
	Diethyl ether (ethyl ether) **CAS #** 60-29-7 **Purity** 99%	2,000.0 µg/mL	+/- 11.6282 +/- 44.2531 +/- 44.4335	µg/mL µg/mL µg/mL	Gravimetric Unstressed Stressed
	1,1,2-Trichlorotrifluoroethane (CFC-113) **CAS #** 76-13-1 **Purity** 97%	1,999.9 µg/mL	+/- 11.6279 +/- 44.2519 +/- 44.4323	µg/mL µg/mL µg/mL	Gravimetric Unstressed Stressed
	1,1-dichloroethene **CAS #** 75-35-4 **Purity** 98%	2,000.0 µg/mL	+/- 11.6281 +/- 44.2527 +/- 44.4331	µg/mL µg/mL µg/mL	Gravimetric Unstressed Stressed
	tert-Butanol (TBA) **CAS #** 75-65-0 **Purity** 99%	20,000.0 µg/mL	+/- 116.2756 +/- 442.5291 +/- 444.3332	µg/mL µg/mL µg/mL	Gravimetric Unstressed Stressed
	Iodomethane (methyl iodide) **CAS #** 74-88-4 **Purity** 99%	2,000.0 µg/mL	+/- 11.6282 +/- 44.2531 +/- 44.4335	µg/mL µg/mL µg/mL	Gravimetric Unstressed Stressed
	Allyl chloride (3-chloropropene) **CAS #** 107-05-1 **Purity** 98%	2,000.0 µg/mL	+/- 11.6281 +/- 44.2527 +/- 44.4331	µg/mL µg/mL µg/mL	Gravimetric Unstressed Stressed
	Methyl acetate **CAS #** 79-20-9 **Purity** 99%	10,000.0 µg/mL	+/- 58.1378 +/- 221.2646 +/- 222.1666	µg/mL µg/mL µg/mL	Gravimetric Unstressed Stressed
	Carbon disulfide **CAS #** 75-15-0 **Purity** 98%	2,000.0 µg/mL	+/- 11.6281 +/- 44.2527 +/- 44.4331	µg/mL µg/mL µg/mL	Gravimetric Unstressed Stressed
	Methylene chloride (dichloromethane) **CAS #** 75-09-2 **Purity** 99%	2,000.0 µg/mL	+/- 11.6282 +/- 44.2531 +/- 44.4335	µg/mL µg/mL µg/mL	Gravimetric Unstressed Stressed

29	Methylcyclohexane	2,000.0	µg/mL	+/-	11.6282	µg/mL	Gravimetric
	CAS # 108-87-2			+/-	44.2531	µg/mL	Unstressed
	Purity 99%			+/-	44.4335	µg/mL	Stressed
30	1,2-Dichloropropane	2,000.0	µg/mL	+/-	11.6282	µg/mL	Gravimetric
	CAS # 78-87-5			+/-	44.2531	µg/mL	Unstressed
	Purity 99%			+/-	44.4335	µg/mL	Stressed
31	1,4-Dioxane	40,000.0	µg/mL	+/-	232.5513	µg/mL	Gravimetric
	CAS # 123-91-1			+/-	885.0582	µg/mL	Unstressed
	Purity 99%			+/-	888.6665	µg/mL	Stressed
32	Dibromomethane	2,000.0	µg/mL	+/-	11.6282	µg/mL	Gravimetric
	CAS # 74-95-3			+/-	44.2531	µg/mL	Unstressed
	Purity 99%			+/-	44.4335	µg/mL	Stressed
33	bromodichloromethane	2,000.0	µg/mL	+/-	11.6284	µg/mL	Gravimetric
	CAS # 75-27-4			+/-	44.2540	µg/mL	Unstressed
	Purity 97%			+/-	44.4344	µg/mL	Stressed
34	cis-1,3-Dichloropropene	2,000.0	µg/mL	+/-	11.6282	µg/mL	Gravimetric
	CAS # 10061-01-5			+/-	44.2531	µg/mL	Unstressed
	Purity 99%			+/-	44.4335	µg/mL	Stressed
35	Toluene	2,000.0	µg/mL	+/-	11.6282	µg/mL	Gravimetric
	CAS # 108-88-3			+/-	44.2531	µg/mL	Unstressed
	Purity 99%			+/-	44.4335	µg/mL	Stressed
36	Ethyl methacrylate	2,000.0	µg/mL	+/-	11.6282	µg/mL	Gravimetric
	CAS # 97-63-2			+/-	44.2531	µg/mL	Unstressed
	Purity 99%			+/-	44.4335	µg/mL	Stressed
37	trans-1,3-Dichloropropene	2,000.0	µg/mL	+/-	11.6284	µg/mL	Gravimetric
	CAS # 10061-02-6			+/-	44.2540	µg/mL	Unstressed
	Purity 97%			+/-	44.4344	µg/mL	Stressed
38	1,1,2-Trichloroethane	2,000.0	µg/mL	+/-	11.6282	µg/mL	Gravimetric
	CAS # 79-00-5			+/-	44.2531	µg/mL	Unstressed
	Purity 99%			+/-	44.4335	µg/mL	Stressed
39	1,3-Dichloropropane	2,000.0	µg/mL	+/-	11.6282	µg/mL	Gravimetric
	CAS # 142-28-9			+/-	44.2531	µg/mL	Unstressed
	Purity 99%			+/-	44.4335	µg/mL	Stressed
40	Tetrachloroethene	2,000.0	µg/mL	+/-	11.6282	µg/mL	Gravimetric
	CAS # 127-18-4			+/-	44.2531	µg/mL	Unstressed
	Purity 99%			+/-	44.4335	µg/mL	Stressed
41	dibromochloromethane	2,000.0	µg/mL	+/-	11.6281	µg/mL	Gravimetric
	CAS # 124-48-1			+/-	44.2527	µg/mL	Unstressed
	Purity 98%			+/-	44.4331	µg/mL	Stressed
42	1,2-Dibromoethane (EDB)	2,000.0	µg/mL	+/-	11.6282	µg/mL	Gravimetric
	CAS # 106-93-4			+/-	44.2531	µg/mL	Unstressed
	Purity 99%			+/-	44.4335	µg/mL	Stressed
43	Chlorobenzene	2,000.0	µg/mL	+/-	11.6282	µg/mL	Gravimetric
	CAS # 108-90-7			+/-	44.2531	µg/mL	Unstressed
	Purity 99%			+/-	44.4335	µg/mL	Stressed
44	1,1,1,2-Tetrachloroethane	2,000.0	µg/mL	+/-	11.6282	µg/mL	Gravimetric
	CAS # 630-20-6			+/-	44.2531	µg/mL	Unstressed
	Purity 99%			+/-	44.4335	µg/mL	Stressed
45	m-Xylene	1,000.0	µg/mL	+/-	5.8141	µg/mL	Gravimetric
	CAS # 108-38-3			+/-	22.1265	µg/mL	Unstressed
	Purity 99%			+/-	22.2167	µg/mL	Stressed
46	p-Xylene	1,000.0	µg/mL	+/-	5.8141	µg/mL	Gravimetric
	CAS # 106-42-3			+/-	22.1265	µg/mL	Unstressed
	Purity 99%			+/-	22.2167	µg/mL	Stressed
47	o-Xylene	2,000.0	µg/mL	+/-	11.6282	µg/mL	Gravimetric
	CAS # 95-47-6			+/-	44.2531	µg/mL	Unstressed
	Purity 99%			+/-	44.4335	µg/mL	Stressed

67	1,2-Dichlorobenzene	2,000.0	µg/mL	+/-	11.6282	µg/mL	Gravimetric
	CAS # 95-50-1			+/-	44.2531	µg/mL	Unstressed
	Purity 99%			+/-	44.4335	µg/mL	Stressed
68	1,2-Dibromo-3-chloropropane	2,000.0	µg/mL	+/-	11.6282	µg/mL	Gravimetric
	CAS # 96-12-8			+/-	44.2531	µg/mL	Unstressed
	Purity 99%			+/-	44.4335	µg/mL	Stressed
69	1,2,4-Trichlorobenzene	2,000.0	µg/mL	+/-	11.6282	µg/mL	Gravimetric
	CAS # 120-82-1			+/-	44.2531	µg/mL	Unstressed
	Purity 99%			+/-	44.4335	µg/mL	Stressed
70	Hexachlorobutadiene	2,000.0	µg/mL	+/-	11.6284	µg/mL	Gravimetric
	CAS # 87-68-3			+/-	44.2540	µg/mL	Unstressed
	Purity 97%			+/-	44.4344	µg/mL	Stressed
71	Naphthalene	2,000.0	µg/mL	+/-	11.6282	µg/mL	Gravimetric
	CAS # 91-20-3			+/-	44.2531	µg/mL	Unstressed
	Purity 99%			+/-	44.4335	µg/mL	Stressed
72	1,2,3-Trichlorobenzene	2,000.0	µg/mL	+/-	11.6282	µg/mL	Gravimetric
	CAS # 87-61-6			+/-	44.2531	µg/mL	Unstressed
	Purity 99%			+/-	44.4335	µg/mL	Stressed

Solvent: P&T Methanol
CAS # 67-56-1
Purity 99%

Column:
60m x .25mm x 1.4um
Rtx-502.2 (cat.#10916)

Carrier Gas:
helium-constant pressure 30 psi

Temp. Program:
40°C (hold 6 min.) to 240°C
@ 6°C/min. (hold 10 min.)

Inj. Temp:
200°C

Det. Temp:
250°C

Det. Type:
MSD

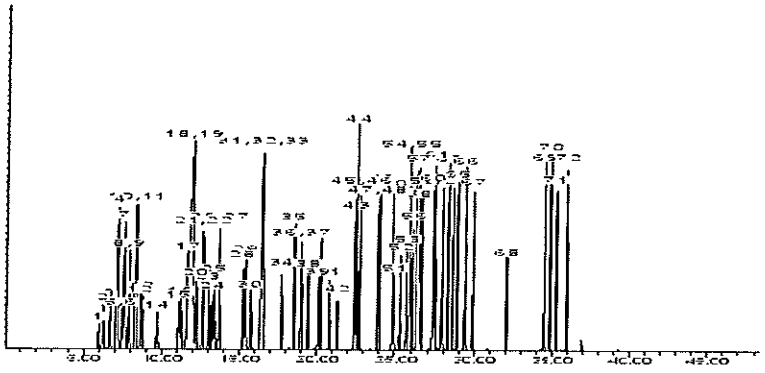

Jennifer L. Pollino - QC Analyst

Date Passed: 01-Mar-2013 **Balance:** B251644995

Manufactured under Restek's ISO 9001:2008
Registered Quality System
Certificate #FM 80397

RESTEK

110 Benner Circle
Bellefonte, PA 16823-8812
Tel: (800)356-1688
Fax: (814)353-1309

www.restek.com

ACCREDITED
ISO Guide 34 Accredited
Reference Material Producer
Certificate #3222.01

ilac-MRA

ACCREDITED
ISO/IEC 17025 Accredited
Testing Laboratory
Certificate #3222.02

Certificate of Analysis

FOR LABORATORY USE ONLY-READ MSDS PRIOR TO USE.

This Reference Material is intended for Laboratory Use Only as a standard for the qualitative and/or quantitative determination of the analyte(s) listed.

Catalog No. : 567642 **Lot No.:** A093365

Description : 8260 List 1 / Std #2 Ketones

8260 List 1 / Std #2 Ketones 10,000 ug/ml, P&T Methanol/Water (90:10), 1 ml/ampul

Container Size : 2 mL **Pkg Amt:** > 1 mL

Expiration Date : February 2016 **Storage:** 0°C or colder

CERTIFIED VALUES

Elution Order	Compound	Grav. Conc. (weight/volume)	Expanded Uncertainty (95% C.L.; K=2)		
1	Acetone	10,000.0 µg/mL	+/- 58.1378	µg/mL	Gravimetric
	CAS # 67-64-1		+/- 798.6896	µg/mL	Unstressed
	Purity 99%		+/- 799.0807	µg/mL	Stressed
2	2-Butanone (MEK)	10,000.0 µg/mL	+/- 58.1378	µg/mL	Gravimetric
	CAS # 78-93-3		+/- 798.6896	µg/mL	Unstressed
	Purity 99%		+/- 799.0807	µg/mL	Stressed
3	4-Methyl-2-pentanone (MIBK)	10,000.0 µg/mL	+/- 58.1378	µg/mL	Gravimetric
	CAS # 108-10-1		+/- 798.6896	µg/mL	Unstressed
	Purity 99%		+/- 799.0807	µg/mL	Stressed
4	2-Hexanone	10,000.0 µg/mL	+/- 58.1378	µg/mL	Gravimetric
	CAS # 591-78-6		+/- 798.6896	µg/mL	Unstressed
	Purity 99%		+/- 799.0807	µg/mL	Stressed

Solvent: P&T Methanol/Water (90:10)
CAS # 67-56-1/7732-18-5
Purity 99%









RESTEK®
110 Benner Circle
Bellefonte, PA 16823-8812
Tel: (800)356-1688
Fax: (814)353-1309

www.restek.com

CERTIFIED REFERENCE MATERIAL

ACCREDITED
ISO Guide 34 Accredited
Reference Material Producer
Certificate #3222.01

Certificate of Analysis

ilac-MRA

ACCREDITED
ISO/IEC 17025 Accredited
Testing Laboratory
Certificate #3222.02

FOR LABORATORY USE ONLY-READ SDS PRIOR TO USE.

This Reference Material is intended for Laboratory Use Only as a standard for the qualitative and/or quantitative determination of the analyte(s) listed.

Catalog No. : 567642.SEC **Lot No.:** A0101295

Description : 8260 List 1 / Std #2 Ketones

8260/624 Ketones Standard 10,000 ug/ml, P&T Methanol/Water (90:10), 1 ml/ampul

Container Size : 2 mL **Pkg Amt:** > 1 mL

Expiration Date : February 28, 2017 **Storage:** 0°C or colder

CERTIFIED VALUES

Elution Order	Compound		Grav. Conc. (weight/volume)		Expanded Uncertainty (95% C.L.; K=2)		
1	Acetone		10,015.2	µg/mL	+/- 58.6412	µg/mL	Gravimetric
	CAS # 67-64-1.SEC	(Lot 0902033)			+/- 533.0320	µg/mL	Unstressed
	Purity 99%				+/- 533.6197	µg/mL	Stressed
2	2-Butanone (MEK)		10,010.0	µg/mL	+/- 58.6108	µg/mL	Gravimetric
	CAS # 78-93-3.SEC	(Lot VEGGI)			+/- 532.7553	µg/mL	Unstressed
	Purity 99%				+/- 533.3427	µg/mL	Stressed
3	4-Methyl-2-pentanone (MIBK)		10,012.4	µg/mL	+/- 58.6248	µg/mL	Gravimetric
	CAS # 108-10-1.SEC	(Lot E29T040)			+/- 532.8830	µg/mL	Unstressed
	Purity 99%				+/- 533.4706	µg/mL	Stressed
4	2-Hexanone		10,016.4	µg/mL	+/- 58.6482	µg/mL	Gravimetric
	CAS # 591-78-6.SEC	(Lot ZSVCD-FF)			+/- 533.0959	µg/mL	Unstressed
	Purity 99%				+/- 533.6837	µg/mL	Stressed

Solvent: P&T Methanol/Water (90:10)
CAS # 67-56-1/7732-18-5
Purity 99%

711961
ID: VMstd#2SECs_00008
Exp: 02/28/17 Prpd: MTP
Ketones 2nd Source 10,000

711962
ID: VMstd#2SECs_00009
Exp: 02/28/17 Prpd: MTP
Ketones 2nd Source 10,000

711963
ID: VMstd#2SECs_00010
Exp: 02/28/17 Prpd: MTP
Ketones 2nd Source 10,000

RESTEK® CERTIFIED REFERENCE MATERIAL

110 Benner Circle
Bellefonte, PA 16823-8812
Tel: (800)356-1688
Fax: (814)353-1309

www.restek.com

Certificate of Analysis

ACCREDITED
ISO Guide 34 Accredited
Reference Material Producer
Certificate #3222.01

ilac-MRA

ACCREDITED
ISO/IEC 17025 Accredited
Testing Laboratory
Certificate #3222.02

FOR LABORATORY USE ONLY-READ SDS PRIOR TO USE.

This Reference Material is intended for Laboratory Use Only as a standard for the qualitative and/or quantitative determination of the analyte(s) listed.

Catalog No. : 569722 **Lot No.:** A0108198

Description : 8260 List 1 / Std #3 Gases (2015)

8260 List 1 / Std #3 Gases (2015) 2,500 ug/ml, P&T Methanol, 1 ml/ampul

Container Size : 2 mL **Pkg Amt:** > 1 mL

Expiration Date : January 31, 2018 **Storage:** 0°C or colder

768816
ID: VMstd#3s_00021
Exp: 01/31/18 Prpd: JSW
Gases 2500 ug/ml

768817
ID: VMstd#3s_00022
Exp: 01/31/18 Prpd: JSW
Gases 2500 ug/ml

768819
ID: VMstd#3s_00023
Exp: 01/31/18 Prpd: JSW
Gases 2500 ug/ml

768820
ID: VMstd#3s_00024
Exp: 01/31/18 Prpd: JSW
Gases 2500 ug/ml

D

768822
ID: VMstd#3s_00025
Exp: 01/31/18 Prpd: JSW
Gases 2500 ug/ml

Elution Order	Compound		Grav. Conc. (weight/volume)		Expanded Uncertainty (95% C.L.; K=2)		
1	Dichlorodifluoromethane (CFC-12)		2,504.8 µg/mL		+/- 21.9788	µg/mL	Gravimetric
	CAS # 75-71-8	(Lot Q167-08)			+/- 32.6918	µg/mL	Unstressed
	Purity 99%				+/- 36.4326	µg/mL	Stressed
2	Chloromethane (methyl chloride)		2,509.8 µg/mL		+/- 19.6377	µg/mL	Gravimetric
	CAS # 74-87-3	(Lot SHBC8470V)			+/- 31.2039	µg/mL	Unstressed
	Purity 99%				+/- 35.1185	µg/mL	Stressed
3	Vinyl chloride		2,515.3 µg/mL		+/- 22.1368	µg/mL	Gravimetric
	CAS # 75-01-4	(Lot 17542)			+/- 32.8734	µg/mL	Unstressed
	Purity 99%				+/- 36.6254	µg/mL	Stressed
4	1,3-Butadiene		2,498.0 µg/mL		+/- 23.6713	µg/mL	Gravimetric
	CAS # 106-99-0	(Lot SHBD5808V)			+/- 33.8065	µg/mL	Unstressed
	Purity 99%				+/- 37.4176	µg/mL	Stressed
5	Bromomethane (methyl bromide)		2,503.7 µg/mL		+/- 30.8470	µg/mL	Gravimetric
	CAS # 74-83-9	(Lot 101604)			+/- 39.2011	µg/mL	Unstressed
	Purity 99%				+/- 42.3685	µg/mL	Stressed
6	Chloroethane (ethyl chloride)		2,507.7 µg/mL		+/- 21.9404	µg/mL	Gravimetric
	CAS # 75-00-3	(Lot SHBD1717V)			+/- 32.6873	µg/mL	Unstressed
	Purity 99%				+/- 36.4370	µg/mL	Stressed
7	Dichlorofluoromethane (CFC-21)		2,500.7 µg/mL		+/- 26.0039	µg/mL	Gravimetric
	CAS # 75-43-4	(Lot Q9B-58)			+/- 35.4965	µg/mL	Unstressed
	Purity 99%				+/- 38.9583	µg/mL	Stressed

RESTEK®
110 Benner Circle
Bellefonte, PA 16823-8812
Tel: (800)356-1688
Fax: (814)353-1309

www.restek.com

CERTIFIED REFERENCE MATERIAL

Certificate of Analysis

ACCREDITED
ISO Guide 34 Accredited
Reference Material Producer
Certificate #3222.01

ilac-MRA

ACCREDITED
ISO/IEC 17025 Accredited
Testing Laboratory
Certificate #3222.02

FOR LABORATORY USE ONLY-READ SDS PRIOR TO USE.

This Reference Material is intended for Laboratory Use Only as a standard for the qualitative and/or quantitative determination of the analyte(s) listed.

Catalog No. : 569722.SEC **Lot No.:** A0111273

Description : 8260 List 1 / Std #3 Gases (2015)

8260 List 1 / Std #3 Gases (2015) 2,500 ug/ml, P&T Methanol, 1 ml/ampul

Container Size : 2 mL **Pkg Amt:** > 1 mL

Expiration Date : May 31, 2018 **Storage:** 0°C or colder

CERTIFIED VALUES

Elution Order	Compound	Grav. Conc. (weight/volume)	Expanded Uncertainty (95% C.L.; K=2)	
1	Dichlorodifluoromethane (CFC-12)	2,497.6 µg/mL	+/- 24.0984 µg/mL	Gravimetric
	CAS # 75-71-8.SEC (Lot 21773)		+/- 34.1039 µg/mL	Unstressed
	Purity 99%		+/- 37.6853 µg/mL	Stressed
2	Chloromethane (methyl chloride)	2,503.8 µg/mL	+/- 21.5368 µg/mL	Gravimetric
	CAS # 74-87-3.SEC (Lot 18343)		+/- 32.3897 µg/mL	Unstressed
	Purity 99%		+/- 36.1592 µg/mL	Stressed
3	Vinyl chloride	2,492.0 µg/mL	+/- 23.1023 µg/mL	Gravimetric
	CAS # 75-01-4.SEC (Lot MKBK6872V)		+/- 33.3685 µg/mL	Unstressed
	Purity 99%		+/- 37.0056 µg/mL	Stressed
4	1,3-Butadiene	2,488.6 µg/mL	+/- 19.2643 µg/mL	Gravimetric
	CAS # 106-99-0.SEC (Lot 18349)		+/- 30.8102 µg/mL	Unstressed
	Purity 99%		+/- 34.7063 µg/mL	Stressed
5	Bromomethane (methyl bromide)	2,491.9 µg/mL	+/- 20.7776 µg/mL	Gravimetric
	CAS # 74-83-9.SEC (Lot Q119-46)		+/- 31.8022 µg/mL	Unstressed
	Purity 99%		+/- 35.5993 µg/mL	Stressed
6	Chloroethane (ethyl chloride)	2,516.0 µg/mL	+/- 19.4764 µg/mL	Gravimetric
	CAS # 75-00-3.SEC (Lot 00004202)		+/- 31.1495 µg/mL	Unstressed
	Purity 99%		+/- 35.0885 µg/mL	Stressed
7	Dichlorofluoromethane (CFC-21)	2,503.3 µg/mL	+/- 18.8823 µg/mL	Gravimetric
	CAS # 75-43-4.SEC (Lot SHBC0858V)		+/- 30.6846 µg/mL	Unstressed
	Purity 99%		+/- 34.6386 µg/mL	Stressed

822140
ID: VMstd#3SECs_00032
Exp: 05/31/18 Prpd: NEA
Gases 2nd Source 2500 ug/

822139
ID: VMstd#3SECs_00031
Exp: 05/31/18 Prpd: NEA
Gases 2nd Source 2500 ug/

822138
ID: VMstd#3SECs_00030
Exp: 05/31/18 Prpd: NEA
Gases 2nd Source 2500 ug/

822137
ID: VMstd#3SECs_00029
Exp: 05/31/18 Prpd: NEA
Gases 2nd Source 2500 ug/

822136
ID: VMstd#3SECs_00028
Exp: 05/31/18 Prpd: NEA
Gases 2nd Source 2500 ug/

RESTEK®
110 Benner Circle
Bellefonte, PA 16823-8812
Tel: (800)356-1688
Fax: (814)353-1309

www.restek.com

CERTIFIED REFERENCE MATERIAL

ACCREDITED
ISO Guide 34 Accredited
Reference Material Producer
Certificate #3222.01

Certificate of Analysis

ilac-MRA

ACCREDITED
ISO/IEC 17025 Accredited
Testing Laboratory
Certificate #3222.02

FOR LABORATORY USE ONLY-READ SDS PRIOR TO USE.

This Reference Material is intended for Laboratory Use Only as a standard for the qualitative and/or quantitative determination of the analyte(s) listed.

Catalog No. : 569723 **Lot No.:** A0108172

Description : 8260 List 1 / Std #4 2-CEVE (2015)

8260 List 1 / Std #4 2-CEVE (2015) 2,500 ug/ml, P&T Methanol, 1 ml/ampul

Container Size : 2 mL **Pkg Amt:** > 1 mL

Expiration Date : January 31, 2018 **Storage:** 0°C or colder

CERTIFIED VALUES

Elution Order	Compound		Grav. Conc. (weight/volume)	Expanded Uncertainty (95% C.L.; K=2)		
1	2-Chloroethyl vinyl ether		2,502.0 µg/mL	+/- 14.6831	µg/mL	Gravimetric
	CAS # 110-75-8	(Lot MKBK2735V)		+/- 53.0984	µg/mL	Unstressed
	Purity 99%			+/- 53.3337	µg/mL	Stressed

Solvent: P&T Methanol
CAS # 67-56-1
Purity 99%

771293
ID: VMstd#4s_00005
Exp: 01/31/18 Prpd: MTP
C# 569723 2-CEVE 2500ug/m

771294
ID: VMstd#4s_00006
Exp: 01/31/18 Prpd: MTP
C# 569723 2-CEVE 2500ug/m

Tech Tips:
Degradation of tetrachloroethylene to pentachloroethane may occur if solutions containing 2-chloroethyl vinyl ether are combined with solutions that contain tetrachloroethylene.

RESTEK®
110 Benner Circle
Bellefonte, PA 16823-8812
Tel: (800)356-1688
Fax: (814)353-1309

www.restek.com

CERTIFIED REFERENCE MATERIAL

ACCREDITED
ISO Guide 34 Accredited Reference Material Producer
Certificate #3222.01

Certificate of Analysis

ilac-MRA

ACCREDITED
ISO/IEC 17025 Accredited Testing Laboratory
Certificate #3222.02

FOR LABORATORY USE ONLY-READ SDS PRIOR TO USE.

This Reference Material is intended for Laboratory Use Only as a standard for the qualitative and/or quantitative determination of the analyte(s) listed.

Catalog No. : 569723.sec **Lot No.:** A0108188

Description : 8260 List 1 / Std #4 2-CEVE (2015)

8260 List 1 / Std #4 2-CEVE (2015) 2,500 ug/ml, P&T Methanol, 1 ml/ampul

Container Size : 2 mL **Pkg Amt:** > 1 mL

Expiration Date : January 31, 2018 **Storage:** 0°C or colder

CERTIFIED VALUES

Elution Order	Compound	Grav. Conc. (weight/volume)	Expanded Uncertainty (95% C.L.; K=2)	
1	2-Chloroethyl vinyl ether	2,504.0 µg/mL	+/- 14.6949 µg/mL	Gravimetric
	CAS # 110-75-8.SEC (Lot BQZ2K-QD)		+/- 53.1409 µg/mL	Unstressed
	Purity 99%		+/- 53.3763 µg/mL	Stressed

Solvent: P&T Methanol
CAS # 67-56-1
Purity 99%

771295
ID: VMstd#4SECs_00005
Exp: 01/31/18 Prpd: MTP
C# 569723.sec2-CEVE 2nd S

771296
ID: VMstd#4SECs_00006
Exp: 01/31/18 Prpd: MTP
C# 569723.sec2-CEVE 2nd S

Tech Tips:
Degradation of tetrachloroethylene to pentachloroethane may occur if solutions containing 2-chloroethyl vinyl ether are combined with solutions that contain tetrachloroethylene.

RESTEK®
110 Benner Circle
Bellefonte, PA 16823-8812
Tel: (800)356-1688
Fax: (814)353-1309

www.restek.com

CERTIFIED REFERENCE MATERIAL

Certificate of Analysis

ACCREDITED
ISO Guide 34 Accredited
Reference Material Producer
Certificate #3222.01

ACCREDITED
ISO/IEC 17025 Accredited
Testing Laboratory
Certificate #3222.02

FOR LABORATORY USE ONLY-READ SDS PRIOR TO USE.

This Reference Material is intended for Laboratory Use Only as a standard for the qualitative and/or quantitative determination of the analyte(s) listed.

Catalog No. : 569724 **Lot No.:** A0111427

Description : 8260 List 1 / Std #6 Vinyl Acetate (2015)

8260 List 1 / Std #6 Vinyl Acetate (2015) 5000 ug/ml, P&T Methanol, 1 ml/ampul

Container Size : 2 mL **Pkg Amt:** > 1 mL

Expiration Date : December 31, 2015 **Storage:** 0°C or colder

CERTIFIED VALUES

Elution Order	Compound	Grav. Conc. (weight/volume)	Expanded Uncertainty (95% C.L.; K=2)		
1	Vinyl acetate	5,006.0 µg/mL	+/- 29.3780	µg/mL	Gravimetric
	CAS # 108-05-4 (Lot STBC8935V)		+/- 266.4382	µg/mL	Unstressed
	Purity 99%		+/- 266.7320	µg/mL	Stressed

Solvent: P&T Methanol
CAS # 67-56-1
Purity 99%

Tech Tips:

Vinyl acetate is a volatile organic ester included in the target lists of several US EPA and other methods. Under acidic conditions, esters react with alcohols to form new esters (transesterification). Methanol-based mixes containing halogenated compounds are slightly acidic, so it is important to minimize exposure of vinyl acetate to mixes of halogenated compounds in methanol. For this reason, we offer vinyl acetate in individual solution, and suggest that it be introduced into the working level calibration solution immediately before use. This will minimize problems and ensure more consistent results.

822170
ID: VMstd#6s_00024
Exp: 12/31/15 Prpd: NEA
Vinyl acetate 5000ug/ml

822171
ID: VMstd#6s_00025
Exp: 12/31/15 Prpd: NEA
Vinyl acetate 5000ug/ml

RESTEK®
110 Benner Circle
Bellefonte, PA 16823-8812
Tel: (800)356-1688
Fax: (814)353-1309

www.restek.com

CERTIFIED REFERENCE MATERIAL

Certificate of Analysis

ACCREDITED
ISO Guide 34 Accredited
Reference Material Producer
Certificate #3222.01

ACCREDITED
ISO/IEC 17025 Accredited
Testing Laboratory
Certificate #3222.02

FOR LABORATORY USE ONLY-READ SDS PRIOR TO USE.

This Reference Material is intended for Laboratory Use Only as a standard for the qualitative and/or quantitative determination of the analyte(s) listed.

Catalog No. : 569724.sec **Lot No.:** A0110474

Description : 8260 List 1 / Std #6 Vinyl Acetate (2015)

8260 List 1 / Std #6 Vinyl Acetate (2015) 5000 ug/ml, P&T Methanol, 1 ml/ampul

Container Size : 2 mL **Pkg Amt:** > 1 mL

Expiration Date : October 31, 2015 **Storage:** 0°C or colder

CERTIFIED VALUES

Elution Order	Compound	Grav. Conc. (weight/volume)	Expanded Uncertainty (95% C.L.; K=2)	
1	Vinyl acetate	5,008.0 µg/mL	+/- 29.3897 µg/mL	Gravimetric
	CAS # 108-05-4.SEC (Lot F3Z5C)		+/- 266.5447 µg/mL	Unstressed
	Purity 99%		+/- 266.8385 µg/mL	Stressed

Solvent: P&T Methanol
CAS # 67-56-1
Purity 99%

Tech Tips:
Vinyl acetate is a volatile organic ester included in the target lists of several US EPA and other methods. Under acidic conditions, esters react with alcohols to form new esters (transesterification). Methanol-based mixes containing halogenated compounds are slightly acidic, so it is important to minimize exposure of vinyl acetate to mixes of halogenated compounds in methanol. For this reason, we offer vinyl acetate in individual solution, and suggest that it be introduced into the working level calibration solution immediately before use. This will minimize problems and ensure more consistent results.

822173
ID: VMstd#6SECs_00026
Exp: 10/31/15 Prpd: NEA
Vinyl acetate 2nd source

822172
ID: VMstd#6SECs_00025
Exp: 10/31/15 Prpd: NEA
Vinyl acetate 2nd source

Certification Summary

Client: H2H Associates LLC
Project/Site: AOC 3

TestAmerica Job ID: 200-29045-1
SDG: 200-29045

Laboratory	Authority	Program	EPA Region	Certification ID
TestAmerica Burlington	Connecticut	State Program	1	PH-0751
TestAmerica Burlington	DE Haz. Subst. Cleanup Act (HSC	State Program	3	NA
TestAmerica Burlington	Florida	NELAP	4	E87467
TestAmerica Burlington	L-A-B	DoD ELAP		L2336
TestAmerica Burlington	Maine	State Program	1	VT00008
TestAmerica Burlington	Minnesota	NELAP	5	050-999-436
TestAmerica Burlington	New Hampshire	NELAP	1	2006
TestAmerica Burlington	New Jersey	NELAP	2	VT972
TestAmerica Burlington	New York	NELAP	2	10391
TestAmerica Burlington	Pennsylvania	NELAP	3	68-00489
TestAmerica Burlington	Rhode Island	State Program	1	LAO00298
TestAmerica Burlington	US Fish & Wildlife	Federal		LE-058448-0
TestAmerica Burlington	USDA	Federal		P330-11-00093
TestAmerica Burlington	Vermont	State Program	1	VT-4000
TestAmerica Burlington	Virginia	NELAP	3	460209

Accreditation may not be offered or required for all methods and analytes reported in this package. Please contact your project manager for the laboratory's current list of certified methods and analytes.

8260C

Volatile Organic Compounds by GC/MS

FORM II
GC/MS VOA SURROGATE RECOVERY

Lab Name: TestAmerica Burlington Job No.: 200-29045-1

SDG No.: 200-29045

Matrix: Water Level: Low

GC Column (1): DB-624 ID: 0.53(mm)

Client Sample ID	Lab Sample ID	DBFM #	DCA #	TOL #	BFB #
MW-9	200-29045-1	112	110	108	115
DUP-1-7-16-15	200-29045-2	113	111	110	115
TRIP BLANK	200-29045-3	113	109	108	115
	MB 200-92008/13	109	105	107	111
	LCS 200-92008/1011	110	105	110	108
MW-9 MS	200-29045-1 MS	111	107	110	111
MW-9 MSD	200-29045-1 MSD	111	105	110	110

	QC LIMITS
DBFM = Dibromofluoromethane (Surr)	50-150
DCA = 1,2-Dichloroethane-d4 (Surr)	80-120
TOL = Toluene-d8 (Surr)	80-120
BFB = 4-Bromofluorobenzene	80-125

Column to be used to flag recovery values

FORM II 8260C

FORM III
GC/MS VOA LAB CONTROL SAMPLE RECOVERY

Lab Name: TestAmerica Burlington Job No.: 200-29045-1

SDG No.: 200-29045

Matrix: Water Level: Low Lab File ID: 15008_11-LCS.d

Lab ID: LCS 200-92008/1011 Client ID:

COMPOUND	SPIKE ADDED (ug/L)	LCS CONCENTRATION (ug/L)	LCS % REC	QC LIMITS REC	#
Dichlorodifluoromethane	24.8	31.2	126	35-125	Q
Chloromethane	24.8	25.1	101	65-120	
Vinyl chloride	24.8	26.5	107	80-130	
Bromomethane	24.8	27.4	110	60-120	
Chloroethane	24.8	26.4	107	80-130	
Trichlorofluoromethane	24.8	27.4	110	75-120	
1,1-Dichloroethene	24.8	25.0	101	80-120	
1,1,2-Trichloro-1,2,2-trifluoroethane	24.8	25.6	103	70-120	
Acetone	124	155	125	15-200	
Iodomethane	24.8	25.3	102	45-150	
Carbon disulfide	24.8	23.7	96	80-120	
Methyl acetate	124	149	120	70-120	
Methylene Chloride	24.8	22.8	92	80-120	
trans-1,2-Dichloroethene	24.8	26.4	106	80-125	
Methyl tert-butyl ether	24.8	25.5	103	80-120	
1,1-Dichloroethane	24.8	26.1	105	80-120	
Vinyl acetate	49.6	50.1	101	80-200	
2,2-Dichloropropane	24.8	24.7	100	80-120	
cis-1,2-Dichloroethene	24.8	25.9	104	80-125	
2-Butanone (MEK)	124	146	118	60-170	
Chlorobromomethane	24.8	27.6	111	80-130	
Tetrahydrofuran	49.6	50.0	101	80-120	
Chloroform	24.8	26.3	106	75-120	
1,1,1-Trichloroethane	24.8	26.1	105	75-120	
Cyclohexane	24.8	25.9	104	80-120	
1,1-Dichloropropene	24.8	28.2	114	80-125	
Carbon tetrachloride	24.8	27.3	110	75-120	
Isobutyl alcohol	620	623	100	80-130	
Benzene	24.8	26.1	105	80-125	
1,2-Dichloroethane	24.8	26.2	106	70-120	
Trichloroethene	24.8	25.5	103	75-120	
Methylcyclohexane	24.8	26.1	105	80-120	
1,2-Dichloropropane	24.8	25.9	104	80-125	
Dibromomethane	24.8	26.2	106	75-120	
1,4-Dioxane	496	488	98	75-140	
Dichlorobromomethane	24.8	26.0	105	80-120	
2-Chloroethyl vinyl ether	24.8	27.8	112	80-125	
cis-1,3-Dichloropropene	24.8	26.3	106	80-125	
4-Methyl-2-pentanone (MIBK)	124	141	114	80-125	
Toluene	24.8	26.5	107	80-120	
trans-1,3-Dichloropropene	24.8	27.5	111	80-120	

Column to be used to flag recovery and RPD values

FORM III 8260C

FORM III
GC/MS VOA LAB CONTROL SAMPLE RECOVERY

Lab Name: TestAmerica Burlington Job No.: 200-29045-1

SDG No.: 200-29045

Matrix: Water Level: Low Lab File ID: 15008_11-LCS.d

Lab ID: LCS 200-92008/1011 Client ID:

COMPOUND	SPIKE ADDED (ug/L)	LCS CONCENTRATION (ug/L)	LCS % REC	QC LIMITS REC	#
1,1,2-Trichloroethane	24.8	26.7	108	80-125	
Tetrachloroethene	24.8	26.8	108	80-120	
1,3-Dichloropropane	24.8	26.1	105	80-125	
2-Hexanone	124	150	121	75-150	
Chlorodibromomethane	24.8	26.8	108	80-125	
Ethylene Dibromide	24.8	26.9	109	80-120	
Chlorobenzene	24.8	26.2	106	80-120	
1,1,1,2-Tetrachloroethane	24.8	26.8	108	80-120	
Ethylbenzene	24.8	26.2	106	80-125	
m-Xylene & p-Xylene	24.8	26.8	108	80-125	
o-Xylene	24.8	26.6	107	80-120	
Styrene	24.8	25.5	103	80-120	
Bromoform	24.8	27.2	110	80-120	
Isopropylbenzene	24.8	26.3	106	80-120	
Bromobenzene	24.8	26.5	107	80-125	
1,1,2,2-Tetrachloroethane	24.8	26.0	105	80-125	
1,2,3-Trichloropropane	24.8	25.9	104	80-120	
N-Propylbenzene	24.8	26.7	108	80-120	
2-Chlorotoluene	24.8	26.2	105	80-125	
4-Chlorotoluene	24.8	26.0	105	80-125	
1,3,5-Trimethylbenzene	24.8	26.2	106	80-120	
tert-Butylbenzene	24.8	26.3	106	75-120	
1,2,4-Trimethylbenzene	24.8	25.7	104	80-120	
sec-Butylbenzene	24.8	26.2	106	80-120	
4-Isopropyltoluene	24.8	26.0	105	75-120	
1,3-Dichlorobenzene	24.8	26.1	105	80-125	
1,4-Dichlorobenzene	24.8	26.0	105	80-125	
1,2-Dichlorobenzene	24.8	26.1	105	80-125	
n-Butylbenzene	24.8	25.9	104	80-120	
1,2-Dibromo-3-Chloropropane	24.8	27.3	110	70-120	
1,2,4-Trichlorobenzene	24.8	26.5	107	80-120	
Hexachlorobutadiene	24.8	25.8	104	75-120	
Naphthalene	24.8	26.1	105	80-130	
1,2,3-Trichlorobenzene	24.8	25.4	102	80-120	

Column to be used to flag recovery and RPD values

FORM III 8260C

FORM III
GC/MS VOA MATRIX SPIKE RECOVERY

Lab Name: TestAmerica Burlington Job No.: 200-29045-1

SDG No.: 200-29045

Matrix: Water Level: Low Lab File ID: 15008_22.D

Lab ID: 200-29045-1 MS Client ID: MW-9 MS

COMPOUND	SPIKE ADDED (ug/L)	SAMPLE CONCENTRATION (ug/L)	MS CONCENTRATION (ug/L)	MS % REC	QC LIMITS REC	#
Dichlorodifluoromethane	24.8	0.40 U	30.8	124	35-125	
Chloromethane	24.8	0.40 U	25.4	102	65-120	
Vinyl chloride	24.8	0.40 U	26.0	105	80-130	
Bromomethane	24.8	0.40 U	26.9	108	60-120	
Chloroethane	24.8	0.40 U	26.5	107	80-130	
Trichlorofluoromethane	24.8	0.40 U	26.7	108	75-120	
1,1-Dichloroethene	24.8	0.40 U	25.7	104	80-120	
1,1,2-Trichloro-1,2,2-trifluoroethane	24.8	0.40 U	25.7	104	70-120	
Acetone	124	1.9 U	77.2	62	15-200	
Iodomethane	24.8	0.40 U	23.3	94	45-150	
Carbon disulfide	24.8	0.31 J	24.3	97	80-120	
Methyl acetate	124	1.9 U	142	114	70-120	
Methylene Chloride	24.8	0.26 J	23.2	92	80-120	
trans-1,2-Dichloroethene	24.8	0.40 U	26.8	108	80-125	
Methyl tert-butyl ether	24.8	0.40 U	25.6	103	80-120	
1,1-Dichloroethane	24.8	0.40 U	26.7	108	80-120	
Vinyl acetate	49.6	0.80 U	47.9	96	80-200	
2,2-Dichloropropane	24.8	0.80 U	22.4	90	80-120	
cis-1,2-Dichloroethene	24.8	0.44 J	26.8	106	80-125	
2-Butanone (MEK)	124	1.9 U	109	88	60-170	
Chlorobromomethane	24.8	0.40 U	27.4	110	80-130	
Tetrahydrofuran	49.6	1.6 U	51.9	105	80-120	
Chloroform	24.8	0.40 U	27.1	109	75-120	
1,1,1-Trichloroethane	24.8	0.40 U	26.5	107	75-120	
Cyclohexane	24.8	0.40 U	26.3	106	80-120	
1,1-Dichloropropene	24.8	0.40 U	28.8	116	80-125	
Carbon tetrachloride	24.8	0.40 U	28.1	113	75-120	
Isobutyl alcohol	620	9.7 U	589	95	80-130	
Benzene	24.8	0.40 U	26.5	107	80-125	
1,2-Dichloroethane	24.8	0.40 U	26.7	108	70-120	
Trichloroethene	24.8	1.0	27.0	105	75-120	
Methylcyclohexane	24.8	0.40 U	26.0	105	80-120	
1,2-Dichloropropane	24.8	0.40 U	26.5	107	80-125	
Dibromomethane	24.8	0.40 U	26.2	106	75-120	
1,4-Dioxane	496	16 U	525	106	75-140	
Dichlorobromomethane	24.8	0.40 U	26.3	106	80-120	
2-Chloroethyl vinyl ether	24.8	0.40 U	0.40 U	0	80-125	J
cis-1,3-Dichloropropene	24.8	0.40 U	26.0	105	80-125	
4-Methyl-2-pentanone (MIBK)	124	1.9 U	142	115	80-125	
Toluene	24.8	0.40 U	26.6	107	80-120	
trans-1,3-Dichloropropene	24.8	0.40 U	27.2	109	80-120	

Column to be used to flag recovery and RPD values

FORM III 8260C

FORM III
GC/MS VOA MATRIX SPIKE RECOVERY

Lab Name: TestAmerica Burlington Job No.: 200-29045-1

SDG No.: 200-29045

Matrix: Water Level: Low Lab File ID: 15008_22.D

Lab ID: 200-29045-1 MS Client ID: MW-9 MS

COMPOUND	SPIKE ADDED (ug/L)	SAMPLE CONCENTRATION (ug/L)	MS CONCENTRATION (ug/L)	MS % REC	QC LIMITS REC	#
1,1,2-Trichloroethane	24.8	0.40 U	26.4	106	80-125	
Tetrachloroethene	24.8	0.40 U	26.6	107	80-120	
1,3-Dichloropropane	24.8	0.40 U	26.3	106	80-125	
2-Hexanone	124	1.9 U	118	95	75-150	
Chlorodibromomethane	24.8	0.40 U	26.3	106	80-125	
Ethylene Dibromide	24.8	0.40 U	26.6	107	80-120	
Chlorobenzene	24.8	0.40 U	26.5	107	80-120	
1,1,1,2-Tetrachloroethane	24.8	0.40 U	27.1	109	80-120	
Ethylbenzene	24.8	0.40 U	26.6	107	80-125	
m-Xylene & p-Xylene	24.8	0.40 U	26.6	107	80-125	
o-Xylene	24.8	0.40 U	26.8	108	80-120	
Styrene	24.8	0.40 U	25.6	103	80-120	
Bromoform	24.8	0.40 U	26.6	107	80-120	
Isopropylbenzene	24.8	0.40 U	26.9	108	80-120	
Bromobenzene	24.8	0.40 U	26.9	109	80-125	
1,1,2,2-Tetrachloroethane	24.8	0.40 U	26.3	106	80-125	
1,2,3-Trichloropropane	24.8	0.40 U	26.1	105	80-120	
N-Propylbenzene	24.8	0.40 U	27.3	110	80-120	
2-Chlorotoluene	24.8	0.40 U	26.9	108	80-125	
4-Chlorotoluene	24.8	0.40 U	26.7	108	80-125	
1,3,5-Trimethylbenzene	24.8	0.40 U	26.9	108	80-120	
tert-Butylbenzene	24.8	0.40 U	27.1	109	75-120	
1,2,4-Trimethylbenzene	24.8	0.40 U	26.5	107	80-120	
sec-Butylbenzene	24.8	0.40 U	27.0	109	80-120	
4-Isopropyltoluene	24.8	0.40 U	26.5	107	75-120	
1,3-Dichlorobenzene	24.8	0.40 U	26.3	106	80-125	
1,4-Dichlorobenzene	24.8	0.40 U	26.5	107	80-125	
1,2-Dichlorobenzene	24.8	0.40 U	26.4	106	80-125	
n-Butylbenzene	24.8	0.40 U	26.5	107	80-120	
1,2-Dibromo-3-Chloropropane	24.8	0.40 U	26.6	107	70-120	
1,2,4-Trichlorobenzene	24.8	0.40 U	25.9	104	80-120	
Hexachlorobutadiene	24.8	0.40 U	24.9	100	75-120	
Naphthalene	24.8	0.40 U	25.6	103	80-130	
1,2,3-Trichlorobenzene	24.8	0.40 U	25.1	101	80-120	

Column to be used to flag recovery and RPD values

FORM III 8260C

FORM III
GC/MS VOA MATRIX SPIKE DUPLICATE RECOVERY

Lab Name: TestAmerica Burlington Job No.: 200-29045-1

SDG No.: 200-29045

Matrix: Water Level: Low Lab File ID: 15008_23.D

Lab ID: 200-29045-1 MSD Client ID: MW-9 MSD

COMPOUND	SPIKE ADDED (ug/L)	MSD CONCENTRATION (ug/L)	MSD % REC	% RPD	QC LIMITS RPD	QC LIMITS REC	#
Dichlorodifluoromethane	24.8	31.2	126	1	30	35-125	J
Chloromethane	24.8	25.7	104	1	30	65-120	
Vinyl chloride	24.8	26.5	107	2	30	80-130	
Bromomethane	24.8	26.3	106	2	30	60-120	
Chloroethane	24.8	26.5	107	0	30	80-130	
Trichlorofluoromethane	24.8	27.1	109	1	30	75-120	
1,1-Dichloroethene	24.8	25.0	101	3	30	80-120	
1,1,2-Trichloro-1,2,2-trifluoroethane	24.8	25.4	102	1	30	70-120	
Acetone	124	77.0	62	0	30	15-200	
Iodomethane	24.8	27.6	111	17	30	45-150	
Carbon disulfide	24.8	24.3	96	0	30	80-120	
Methyl acetate	124	143	115	1	30	70-120	
Methylene Chloride	24.8	23.0	91	1	30	80-120	
trans-1,2-Dichloroethene	24.8	26.7	108	0	30	80-125	
Methyl tert-butyl ether	24.8	25.1	101	2	30	80-120	
1,1-Dichloroethane	24.8	26.4	106	1	30	80-120	
Vinyl acetate	49.6	45.9	93	4	30	80-200	
2,2-Dichloropropane	24.8	21.4	86	5	30	80-120	
cis-1,2-Dichloroethene	24.8	26.3	104	2	30	80-125	
2-Butanone (MEK)	124	111	89	1	30	60-170	
Chlorobromomethane	24.8	27.2	110	1	30	80-130	
Tetrahydrofuran	49.6	49.8	100	4	30	80-120	
Chloroform	24.8	26.5	107	2	30	75-120	
1,1,1-Trichloroethane	24.8	26.1	105	2	30	75-120	
Cyclohexane	24.8	25.9	104	1	30	80-120	
1,1-Dichloropropene	24.8	28.4	114	1	30	80-125	
Carbon tetrachloride	24.8	27.4	111	2	30	75-120	
Isobutyl alcohol	620	579	93	2	30	80-130	
Benzene	24.8	26.1	105	2	30	80-125	
1,2-Dichloroethane	24.8	26.4	106	1	30	70-120	
Trichloroethene	24.8	26.4	102	2	30	75-120	
Methylcyclohexane	24.8	25.7	104	1	30	80-120	
1,2-Dichloropropane	24.8	26.2	106	1	30	80-125	
Dibromomethane	24.8	26.0	105	1	30	75-120	
1,4-Dioxane	496	566	114	8	30	75-140	
Dichlorobromomethane	24.8	26.4	106	0	30	80-120	
2-Chloroethyl vinyl ether	24.8	0.40 U	0	NC	30	80-125	J
cis-1,3-Dichloropropene	24.8	25.7	104	1	30	80-125	
4-Methyl-2-pentanone (MIBK)	124	142	114	0	30	80-125	
Toluene	24.8	26.5	107	0	30	80-120	
trans-1,3-Dichloropropene	24.8	27.1	109	0	30	80-120	

Column to be used to flag recovery and RPD values

FORM III 8260C

FORM III
GC/MS VOA MATRIX SPIKE DUPLICATE RECOVERY

Lab Name: TestAmerica Burlington Job No.: 200-29045-1

SDG No.: 200-29045

Matrix: Water Level: Low Lab File ID: 15008_23.D

Lab ID: 200-29045-1 MSD Client ID: MW-9 MSD

COMPOUND	SPIKE ADDED (ug/L)	MSD CONCENTRATION (ug/L)	MSD % REC	% RPD	QC LIMITS RPD	QC LIMITS REC	#
1,1,2-Trichloroethane	24.8	26.3	106	0	30	80-125	
Tetrachloroethene	24.8	26.5	107	0	30	80-120	
1,3-Dichloropropane	24.8	25.9	104	1	30	80-125	
2-Hexanone	124	119	96	1	30	75-150	
Chlorodibromomethane	24.8	26.5	107	1	30	80-125	
Ethylene Dibromide	24.8	26.3	106	1	30	80-120	
Chlorobenzene	24.8	26.4	107	0	30	80-120	
1,1,1,2-Tetrachloroethane	24.8	26.7	108	1	30	80-120	
Ethylbenzene	24.8	26.2	106	1	30	80-125	
m-Xylene & p-Xylene	24.8	27.0	109	2	30	80-125	
o-Xylene	24.8	26.7	107	1	30	80-120	
Styrene	24.8	25.5	103	0	30	80-120	
Bromoform	24.8	26.5	107	0	30	80-120	
Isopropylbenzene	24.8	26.4	107	2	30	80-120	
Bromobenzene	24.8	26.6	107	1	30	80-125	
1,1,2,2-Tetrachloroethane	24.8	25.7	104	2	30	80-125	
1,2,3-Trichloropropane	24.8	26.1	105	0	30	80-120	
N-Propylbenzene	24.8	26.6	107	3	30	80-120	
2-Chlorotoluene	24.8	26.3	106	2	30	80-125	
4-Chlorotoluene	24.8	26.8	108	0	30	80-125	
1,3,5-Trimethylbenzene	24.8	26.3	106	3	30	80-120	
tert-Butylbenzene	24.8	26.4	106	2	30	75-120	
1,2,4-Trimethylbenzene	24.8	26.0	105	2	30	80-120	
sec-Butylbenzene	24.8	26.3	106	3	30	80-120	
4-Isopropyltoluene	24.8	26.2	106	1	30	75-120	
1,3-Dichlorobenzene	24.8	26.0	105	1	30	80-125	
1,4-Dichlorobenzene	24.8	25.9	104	2	30	80-125	
1,2-Dichlorobenzene	24.8	25.9	104	2	30	80-125	
n-Butylbenzene	24.8	26.2	105	1	30	80-120	
1,2-Dibromo-3-Chloropropane	24.8	26.4	106	1	30	70-120	
1,2,4-Trichlorobenzene	24.8	26.1	105	1	30	80-120	
Hexachlorobutadiene	24.8	25.1	101	1	30	75-120	
Naphthalene	24.8	25.3	102	1	30	80-130	
1,2,3-Trichlorobenzene	24.8	25.0	101	0	30	80-120	

Column to be used to flag recovery and RPD values

FORM III 8260C

FORM IV
GC/MS VOA METHOD BLANK SUMMARY

Lab Name: TestAmerica Burlington Job No.: 200-29045-1

SDG No.: 200-29045

Lab File ID: 15008_13.D Lab Sample ID: MB 200-92008/13

Matrix: Water Heated Purge:(Y/N) N

Instrument ID: CHL.i Date Analyzed: 07/29/2015 17:59

GC Column: DB-624 ID: 0.53(mm)

THIS METHOD BLANK APPLIES TO THE FOLLOWING SAMPLES:

CLIENT SAMPLE ID	LAB SAMPLE ID	LAB FILE ID	DATE ANALYZED
	LCS 200-92008/1011	15008_11-LCS.d	07/29/2015 16:54
MW-9	200-29045-1	15008_19.D	07/29/2015 21:11
DUP-1-7-16-15	200-29045-2	15008_20.D	07/29/2015 21:43
TRIP BLANK	200-29045-3	15008_21.D	07/29/2015 22:15
MW-9 MS	200-29045-1 MS	15008_22.D	07/29/2015 22:47
MW-9 MSD	200-29045-1 MSD	15008_23.D	07/29/2015 23:19

FORM V
GC/MS VOA INSTRUMENT PERFORMANCE CHECK
BROMOFLUOROBENZENE (BFB)

Lab Name: TestAmerica Burlington Job No.: 200-29045-1

SDG No.: 200-29045

Lab File ID: 15008_01.D BFB Injection Date: 07/29/2015

Instrument ID: CHL.i BFB Injection Time: 11:39

Analysis Batch No.: 92008

M/E	ION ABUNDANCE CRITERIA	% RELATIVE ABUNDANCE	
50	15.0 - 40.0 % of mass 95	21.5	
75	30.0 - 60.0 % of mass 95	44.0	
95	Base Peak, 100% relative abundance	100.0	
96	5.0 - 9.0 % of mass 95	6.7	
173	Less than 2.0 % of mass 174	0.2	(0.2)1
174	50.0 - 120.00 % of mass 95	68.7	
175	5.0 - 9.0 % of mass 174	5.0	(7.3)1
176	95.0 - 101.0 % of mass 174	67.3	(98.0)1
177	5.0 - 9.0 % of mass 176	4.5	(6.7)2

1-Value is % mass 174 2-Value is % mass 176

THIS CHECK APPLIES TO THE FOLLOWING SAMPLES, MS, MSD, BLANKS AND STANDARDS:

CLIENT SAMPLE ID	LAB SAMPLE ID	LAB FILE ID	DATE ANALYZED	TIME ANALYZED
	IC 200-92008/3	15008_03.D	07/29/2015	12:33
	IC 200-92008/4	15008_04.D	07/29/2015	13:06
	IC 200-92008/5	15008_05.D	07/29/2015	13:38
	IC 200-92008/6	15008_06.D	07/29/2015	14:11
	ICIS 200-92008/7	15008_07.D	07/29/2015	14:44
	IC 200-92008/8	15008_08.D	07/29/2015	15:16
	IC 200-92008/9	15008_09.D	07/29/2015	15:49
	ICV 200-92008/11	15008_11.D	07/29/2015	16:54
	LCS 200-92008/1011	15008_11-LCS.d	07/29/2015	16:54
	MB 200-92008/13	15008_13.D	07/29/2015	17:59
MW-9	200-29045-1	15008_19.D	07/29/2015	21:11
DUP-1-7-16-15	200-29045-2	15008_20.D	07/29/2015	21:43
TRIP BLANK	200-29045-3	15008_21.D	07/29/2015	22:15
MW-9 MS	200-29045-1 MS	15008_22.D	07/29/2015	22:47
MW-9 MSD	200-29045-1 MSD	15008_23.D	07/29/2015	23:19

FORM VIII
GC/MS VOA INTERNAL STANDARD AREA AND RETENTION TIME SUMMARY

Lab Name: TestAmerica Burlington Job No.: 200-29045-1

SDG No.: 200-29045

Sample No.: ICIS 200-92008/7 Date Analyzed: 07/29/2015 14:44

Instrument ID: CHL.i GC Column: DB-624 ID: 0.53(mm)

Lab File ID (Standard): 15008_07.D Heated Purge: (Y/N) N

Calibration ID: 31572

		TBA		BUT		FB	
		AREA #	RT #	AREA #	RT #	AREA #	RT #
INITIAL CALIBRATION MID-POINT		1359842	5.71	1950179	7.69	2837544	9.76
UPPER LIMIT		2719684	6.21	3900358	8.19	5675088	10.26
LOWER LIMIT		679921	5.21	975090	7.19	1418772	9.26
LAB SAMPLE ID	CLIENT SAMPLE ID						
ICV 200-92008/11		1360886	5.72	1989383	7.69	2886422	9.76
LCS 200-92008/1011		1360886	5.72	1989383	7.69	2886422	9.76
MB 200-92008/13		1256095	5.71	1753459	7.69	2670275	9.75
200-29045-1	MW-9	1173952	5.70	1711363	7.69	2634866	9.75
200-29045-2	DUP-1-7-16-15	1176518	5.69	1693872	7.68	2682708	9.75
200-29045-3	TRIP BLANK	1149922	5.70	1683475	7.68	2655458	9.75
200-29045-1 MS	MW-9 MS	1174217	5.69	1775072	7.68	2727703	9.74
200-29045-1 MSD	MW-9 MSD	1230225	5.70	1820470	7.68	2838354	9.75

TBA = TBA-d9 (IS)
BUT = 2-Butanone-d5
FB = Fluorobenzene

Area Limit = 50%-200% of internal standard area
RT Limit = ± 0.5 minutes of internal standard RT

Column used to flag values outside QC limits

FORM VIII 8260C

FORM VIII
GC/MS VOA INTERNAL STANDARD AREA AND RETENTION TIME SUMMARY

Lab Name: TestAmerica Burlington Job No.: 200-29045-1

SDG No.: 200-29045

Sample No.: ICIS 200-92008/7 Date Analyzed: 07/29/2015 14:44

Instrument ID: CHL.i GC Column: DB-624 ID: 0.53(mm)

Lab File ID (Standard): 15008_07.D Heated Purge: (Y/N) N

Calibration ID: 31572

		DXE		CBZ		DCB	
		AREA #	RT #	AREA #	RT #	AREA #	RT #
INITIAL CALIBRATION MID-POINT		136764	10.95	2278676	15.49	1249304	19.92
UPPER LIMIT		273528	11.45	4557352	15.99	2498608	20.42
LOWER LIMIT		68382	10.45	1139338	14.99	624652	19.42
LAB SAMPLE ID	CLIENT SAMPLE ID						
ICV 200-92008/11		144094	10.96	2294117	15.49	1267188	19.93
LCS 200-92008/1011		144094	10.96	2294117	15.49	1267188	19.93
MB 200-92008/13		120595	10.95	2175363	15.50	1112251	19.92
200-29045-1	MW-9	110873	10.95	2148797	15.48	1103823	19.91
200-29045-2	DUP-1-7-16-15	107127	10.94	2168710	15.48	1116106	19.91
200-29045-3	TRIP BLANK	108824	10.95	2162982	15.48	1109691	19.91
200-29045-1 MS	MW-9 MS	121788	10.94	2185213	15.48	1182628	19.91
200-29045-1 MSD	MW-9 MSD	119915	10.95	2263027	15.48	1241218	19.91

DXE = 1,4-Dioxane-d8
CBZ = Chlorobenzene-d5
DCB = 1,4-Dichlorobenzene-d4

Area Limit = 50%-200% of internal standard area
RT Limit = ± 0.5 minutes of internal standard RT

Column used to flag values outside QC limits

FORM VIII 8260C

FORM I
GC/MS VOA ORGANICS ANALYSIS DATA SHEET

Lab Name: TestAmerica Burlington | Job No.: 200-29045-1

SDG No.: 200-29045

Client Sample ID: MW-9 | Lab Sample ID: 200-29045-1

Matrix: Water | Lab File ID: 15008_19.D

Analysis Method: 8260C | Date Collected: 07/16/2015 10:20

Sample wt/vol: 5(mL) | Date Analyzed: 07/29/2015 21:11

Soil Aliquot Vol: | Dilution Factor: 1

Soil Extract Vol.: | GC Column: DB-624 ID: 0.53(mm)

% Moisture: | Level: (low/med) Low

Analysis Batch No.: 92008 | Units: ug/L

CAS NO.	COMPOUND NAME	RESULT	Q	LOQ	LOD	DL
75-71-8	Dichlorodifluoromethane	0.40	U J Q	1.0	0.40	0.27
74-87-3	Chloromethane	0.40	U	1.0	0.40	0.34
75-01-4	Vinyl chloride	0.40	U	1.0	0.40	0.23
74-83-9	Bromomethane	0.40	U	1.0	0.40	0.34
75-00-3	Chloroethane	0.40	U	1.0	0.40	0.37
75-69-4	Trichlorofluoromethane	0.40	U	1.0	0.40	0.30
75-35-4	1,1-Dichloroethene	0.40	U	1.0	0.40	0.19
76-13-1	1,1,2-Trichloro-1,2,2-trifl uoroethane	0.40	U	1.0	0.40	0.24
67-64-1	Acetone	1.9	U	5.0	1.9	1.7
74-88-4	Iodomethane	0.40	U	1.0	0.40	0.23
75-15-0	Carbon disulfide	0.31	J	1.0	0.40	0.21
79-20-9	Methyl acetate	1.9	U	5.0	1.9	0.87
75-09-2	Methylene Chloride	0.26	J B	1.0	0.40	0.23
156-60-5	trans-1,2-Dichloroethene	0.40	U	1.0	0.40	0.23
540-59-0	1,2-Dichloroethene, Total	0.44	J	2.0	0.40	0.22
1634-04-4	Methyl tert-butyl ether	0.40	U	1.0	0.40	0.21
75-34-3	1,1-Dichloroethane	0.40	U	1.0	0.40	0.21
108-05-4	Vinyl acetate	0.80	U	5.0	0.80	0.53
594-20-7	2,2-Dichloropropane	0.80	U	1.0	0.80	0.47
156-59-2	cis-1,2-Dichloroethene	0.44	J	1.0	0.40	0.22
78-93-3	2-Butanone (MEK)	1.9	U	5.0	1.9	1.3
74-97-5	Chlorobromomethane	0.40	U	1.0	0.40	0.26
109-99-9	Tetrahydrofuran	1.6	U	2.0	1.6	0.94
67-66-3	Chloroform	0.40	U	1.0	0.40	0.20
71-55-6	1,1,1-Trichloroethane	0.40	U	1.0	0.40	0.20
110-82-7	Cyclohexane	0.40	U	1.0	0.40	0.22
563-58-6	1,1-Dichloropropene	0.40	U	1.0	0.40	0.19
56-23-5	Carbon tetrachloride	0.40	U	1.0	0.40	0.22
78-83-1	Isobutyl alcohol	9.7	U	50	9.7	9.0
71-43-2	Benzene	0.40	U	1.0	0.40	0.19
107-06-2	1,2-Dichloroethane	0.40	U	1.0	0.40	0.19
79-01-6	Trichloroethene	1.0		1.0	0.40	0.18
108-87-2	Methylcyclohexane	0.40	U	1.0	0.40	0.20
78-87-5	1,2-Dichloropropane	0.40	U	1.0	0.40	0.24
74-95-3	Dibromomethane	0.40	U	1.0	0.40	0.24

FORM I
GC/MS VOA ORGANICS ANALYSIS DATA SHEET

Lab Name: TestAmerica Burlington | Job No.: 200-29045-1

SDG No.: 200-29045

Client Sample ID: MW-9 | Lab Sample ID: 200-29045-1

Matrix: Water | Lab File ID: 15008_19.D

Analysis Method: 8260C | Date Collected: 07/16/2015 10:20

Sample wt/vol: 5(mL) | Date Analyzed: 07/29/2015 21:11

Soil Aliquot Vol: | Dilution Factor: 1

Soil Extract Vol.: | GC Column: DB-624 ID: 0.53(mm)

% Moisture: | Level: (low/med) Low

Analysis Batch No.: 92008 | Units: ug/L

CAS NO.	COMPOUND NAME	RESULT	Q	LOQ	LOD	DL
123-91-1	1,4-Dioxane	16	U	40	16	6.2
75-27-4	Dichlorobromomethane	0.40	U	1.0	0.40	0.20
110-75-8	2-Chloroethyl vinyl ether	0.40	U J	1.0	0.40	0.18
10061-01-5	cis-1,3-Dichloropropene	0.40	U	1.0	0.40	0.22
108-10-1	4-Methyl-2-pentanone (MIBK)	1.9	U	5.0	1.9	0.82
108-88-3	Toluene	0.40	U	1.0	0.40	0.22
10061-02-6	trans-1,3-Dichloropropene	0.40	U	1.0	0.40	0.26
79-00-5	1,1,2-Trichloroethane	0.40	U	1.0	0.40	0.24
127-18-4	Tetrachloroethene	0.40	U	1.0	0.40	0.22
142-28-9	1,3-Dichloropropane	0.40	U	1.0	0.40	0.20
591-78-6	2-Hexanone	1.9	U	5.0	1.9	1.2
124-48-1	Chlorodibromomethane	0.40	U	1.0	0.40	0.22
106-93-4	Ethylene Dibromide	0.40	U	1.0	0.40	0.22
108-90-7	Chlorobenzene	0.40	U	1.0	0.40	0.18
630-20-6	1,1,1,2-Tetrachloroethane	0.40	U	1.0	0.40	0.20
100-41-4	Ethylbenzene	0.40	U	1.0	0.40	0.20
179601-23-1	m-Xylene & p-Xylene	0.40	U	1.0	0.40	0.21
95-47-6	o-Xylene	0.40	U	1.0	0.40	0.23
1330-20-7	Xylenes, Total	0.40	U	2.0	0.40	0.21
100-42-5	Styrene	0.40	U	1.0	0.40	0.26
75-25-2	Bromoform	0.40	U	1.0	0.40	0.23
98-82-8	Isopropylbenzene	0.40	U	1.0	0.40	0.22
108-86-1	Bromobenzene	0.40	U	1.0	0.40	0.21
79-34-5	1,1,2,2-Tetrachloroethane	0.40	U	1.0	0.40	0.27
96-18-4	1,2,3-Trichloropropane	0.40	U	1.0	0.40	0.29
103-65-1	N-Propylbenzene	0.40	U	1.0	0.40	0.19
95-49-8	2-Chlorotoluene	0.40	U	1.0	0.40	0.23
106-43-4	4-Chlorotoluene	0.40	U	1.0	0.40	0.26
108-67-8	1,3,5-Trimethylbenzene	0.40	U	1.0	0.40	0.22
98-06-6	tert-Butylbenzene	0.40	U	1.0	0.40	0.20
95-63-6	1,2,4-Trimethylbenzene	0.40	U	1.0	0.40	0.21
135-98-8	sec-Butylbenzene	0.40	U	1.0	0.40	0.21
99-87-6	4-Isopropyltoluene	0.40	U	1.0	0.40	0.22
541-73-1	1,3-Dichlorobenzene	0.40	U	1.0	0.40	0.20
106-46-7	1,4-Dichlorobenzene	0.40	U	1.0	0.40	0.26
95-50-1	1,2-Dichlorobenzene	0.40	U	1.0	0.40	0.23

FORM I
GC/MS VOA ORGANICS ANALYSIS DATA SHEET

Lab Name: TestAmerica Burlington Job No.: 200-29045-1

SDG No.: 200-29045

Client Sample ID: MW-9 Lab Sample ID: 200-29045-1

Matrix: Water Lab File ID: 15008_19.D

Analysis Method: 8260C Date Collected: 07/16/2015 10:20

Sample wt/vol: 5(mL) Date Analyzed: 07/29/2015 21:11

Soil Aliquot Vol: Dilution Factor: 1

Soil Extract Vol.: GC Column: DB-624 ID: 0.53(mm)

% Moisture: Level: (low/med) Low

Analysis Batch No.: 92008 Units: ug/L

CAS NO.	COMPOUND NAME	RESULT	Q	LOQ	LOD	DL
104-51-8	n-Butylbenzene	0.40	U	1.0	0.40	0.20
96-12-8	1,2-Dibromo-3-Chloropropane	0.40	U	1.0	0.40	0.24
120-82-1	1,2,4-Trichlorobenzene	0.40	U	1.0	0.40	0.21
87-68-3	Hexachlorobutadiene	0.40	U	1.0	0.40	0.29
91-20-3	Naphthalene	0.40	U	1.0	0.40	0.31
87-61-6	1,2,3-Trichlorobenzene	0.40	U	1.0	0.40	0.26

CAS NO.	SURROGATE	%REC	Q	LIMITS
17060-07-0	1,2-Dichloroethane-d4 (Surr)	110		80-120
2037-26-5	Toluene-d8 (Surr)	108		80-120
460-00-4	4-Bromofluorobenzene	115		80-125
1868-53-7	Dibromofluoromethane (Surr)	112		50-150

TestAmerica Burlington
Target Compound Quantitation Report

Data File: \\ChromNA\Burlington\ChromData\CHL.i\20150729-15008.b\15008_19.D
Lims ID: 200-29045-B-1 Lab Sample ID: 200-29045-1
Client ID: MW-9
Sample Type: Client
Inject. Date: 29-Jul-2015 21:11:30 ALS Bottle#: 19 Worklist Smp#: 19
Purge Vol: 5.000 mL Dil. Factor: 1.0000
Sample Info: 200-0015008-019
Misc. Info.: 1,5
Operator ID: NEA Instrument ID: CHL.i

Method: \\ChromNA\Burlington\ChromData\CHL.i\20150729-15008.b\8260_L_W_Ver.2.m
Limit Group: VM_8260C_Limits
Last Update: 30-Jul-2015 16:26:56 Calib Date: 29-Jul-2015 15:49:30
Integrator: RTE ID Type: Deconvolution ID
Quant Method: Internal Standard Quant By: Initial Calibration
Last ICal File: \\ChromNA\Burlington\ChromData\CHL.i\20150729-15008.b\15008_09.D

Column 1 : DB-624 (0.53 mm) Det: MS SCAN
Process Host: XAWRK004

	Compound	Sig	RT (min.)	Adj RT (min.)	Dlt RT (min.)	Q	Response	OnCol Amt ug/l	Flags
	1 Dichlorodifluoromethane	85		2.552				ND	
	2 Chloromethane	50	2.793	2.800	-0.007	95	6116	0.1653	
	3 Vinyl chloride	62		2.958				ND	
	6 Bromomethane	94		3.413				ND	
	7 Chloroethane	64		3.581				ND	
	9 Trichlorofluoromethane	101		3.966				ND	
	13 1,1-Dichloroethene	96		4.797				ND	
	14 1,1,2-Trichloro-1,2,2-trif	101		4.817				ND	
	15 Acetone	43		4.886				ND	
	16 Iodomethane	142		5.044				ND	
	17 Carbon disulfide	76	5.147	5.153	-0.006	96	28814	0.3097	
	19 Methyl acetate	74		5.460				ND	
	20 Methylene Chloride	84	5.602	5.598	0.004	96	8850	0.2625	
*	21 TBA-d9 (IS)	65	5.701	5.697	0.004	0	1173952	500.0	
	24 trans-1,2-Dichloroethene	96		6.063				ND	
	25 Methyl tert-butyl ether	73		6.092				ND	
S	26 1,2-Dichloroethene, Total	96				0		0.4364	
	28 1,1-Dichloroethane	63		6.775				ND	
	29 Vinyl acetate	86		6.893				ND	
*	33 2-Butanone-d5	46	7.688	7.684	0.004	0	1711363	125.0	
	34 2,2-Dichloropropane	41		7.754				ND	
	35 cis-1,2-Dichloroethene	96	7.767	7.763	0.004	92	14617	0.4364	
	36 2-Butanone (MEK)	72		7.783				ND	
	39 Chlorobromomethane	128		8.159				ND	
	40 Tetrahydrofuran	42		8.268				ND	
	41 Chloroform	83		8.307				ND	
$	42 Dibromofluoromethane (Surr	113	8.578	8.584	-0.006	97	1415939	28.1	7
	43 1,1,1-Trichloroethane	97		8.624				ND	
	44 Cyclohexane	56		8.733				ND	
	45 1,1-Dichloropropene	75		8.920				ND	
	46 Carbon tetrachloride	117	8.934	8.930	0.004	78	3638	0.0795	7
	47 Isobutyl alcohol	43		9.158				ND	

Compound	Sig	RT (min.)	Adj RT (min.)	Dlt RT (min.)	Q	Response	OnCol Amt ug/l	Flags
$ 48 1,2-Dichloroethane-d4 (Sur	65	9.152	9.158	-0.006	0	750635	27.4	
49 Benzene	78		9.267				ND	
50 1,2-Dichloroethane	62		9.286				ND	
* 52 Fluorobenzene	96	9.745	9.751	-0.006	97	2634866	25.0	
54 Trichloroethene	95	10.397	10.404	-0.007	96	39841	1.00	
55 Methylcyclohexane	83		10.760				ND	
56 1,2-Dichloropropane	63		10.770				ND	
* 57 1,4-Dioxane-d8	96	10.951	10.967	-0.016	0	110873	500.0	
58 Dibromomethane	93		10.987				ND	
60 1,4-Dioxane	88		11.056				ND	
61 Dichlorobromomethane	83		11.274				ND	
62 2-Chloroethyl vinyl ether	63		11.837				ND	
63 cis-1,3-Dichloropropene	75		12.085				ND	
64 4-Methyl-2-pentanone (MIBK	43		12.381				ND	
$ 65 Toluene-d8 (Surr)	98	12.583	12.589	-0.006	98	2425752	27.1	
66 Toluene	92		12.718				ND	
67 trans-1,3-Dichloropropene	75		13.123				ND	
69 1,1,2-Trichloroethane	83		13.459				ND	
70 Tetrachloroethene	166	13.759	13.776	-0.017	92	6973	0.1507	
71 1,3-Dichloropropane	76		13.785				ND	
72 2-Hexanone	43		13.983				ND	
73 Chlorodibromomethane	129		14.250				ND	
74 Ethylene Dibromide	107		14.478				ND	
* 75 Chlorobenzene-d5	117	15.480	15.486	-0.006	89	2148797	25.0	
76 Chlorobenzene	112		15.555				ND	
77 1,1,1,2-Tetrachloroethane	131		15.733				ND	
78 Ethylbenzene	91		15.822				ND	
79 m-Xylene & p-Xylene	106		16.099				ND	
S 80 Xylenes, Total	106		16.620				ND	
81 o-Xylene	106		17.019				ND	
82 Styrene	104	17.072	17.058	0.014	1	1421	0.0222	7
83 Bromoform	173		17.464				ND	
84 Isopropylbenzene	105		17.899				ND	
$ 85 4-Bromofluorobenzene	95	18.180	18.186	-0.006	84	1497995	28.7	
86 Bromobenzene	156		18.443				ND	
87 1,1,2,2-Tetrachloroethane	83		18.463				ND	
88 1,2,3-Trichloropropane	110		18.522				ND	
90 N-Propylbenzene	120		18.670				ND	
91 2-Chlorotoluene	126		18.789				ND	
93 4-Chlorotoluene	126		18.957				ND	
92 1,3,5-Trimethylbenzene	105		18.957				ND	
94 tert-Butylbenzene	119		19.422				ND	
95 1,2,4-Trimethylbenzene	105	19.485	19.481	0.004	86	3554	0.0412	7
96 sec-Butylbenzene	105		19.709				ND	
97 1,3-Dichlorobenzene	146		19.837				ND	
98 4-Isopropyltoluene	119		19.906				ND	
* 99 1,4-Dichlorobenzene-d4	152	19.910	19.916	-0.006	97	1103823	25.0	
100 1,4-Dichlorobenzene	146		19.946				ND	
102 1,2-Dichlorobenzene	146		20.381				ND	
101 n-Butylbenzene	91		20.381				ND	
103 1,2-Dibromo-3-Chloropropan	75		21.192				ND	
104 1,2,4-Trichlorobenzene	180	22.016	22.022	-0.006	86	3513	0.0977	7

Compound	Sig	RT (min.)	Adj RT (min.)	Dlt RT (min.)	Q	Response	OnCol Amt ug/l	Flags
105 Hexachlorobutadiene	225		22.200				ND	
106 Naphthalene	128	22.283	22.279	0.004	94	8900	0.1252	
107 1,2,3-Trichlorobenzene	180	22.530	22.537	-0.007	86	3616	0.1103	

QC Flag Legend

Processing Flags

7 - Failed Limit of Detection

Reagents:

8260SScorp_00015	Amount Added:	2.50	Units: uL	
8260IScorp._00017	Amount Added:	2.50	Units: uL	Run Reagent

Report Date: 30-Jul-2015 16:26:57 Chrom Revision: 2.2 09-Jul-2015 10:16:20

TestAmerica Burlington

Data File: \\ChromNA\Burlington\ChromData\CHL.i\20150729-15008.b\15008_19.D

Injection Date:	29-Jul-2015 21:11:30	Instrument ID:	CHL.i	Operator ID:	NEA
Lims ID:	200-29045-B-1	Lab Sample ID:	200-29045-1	Worklist Smp#:	19
Client ID:	MW-9				
Purge Vol:	5.000 mL	Dil. Factor:	1.0000	ALS Bottle#:	19
Method:	8260_L_W_Ver.2	Limit Group:	VM_8260C_Limits		

Column: DB-624 (0.53 mm)

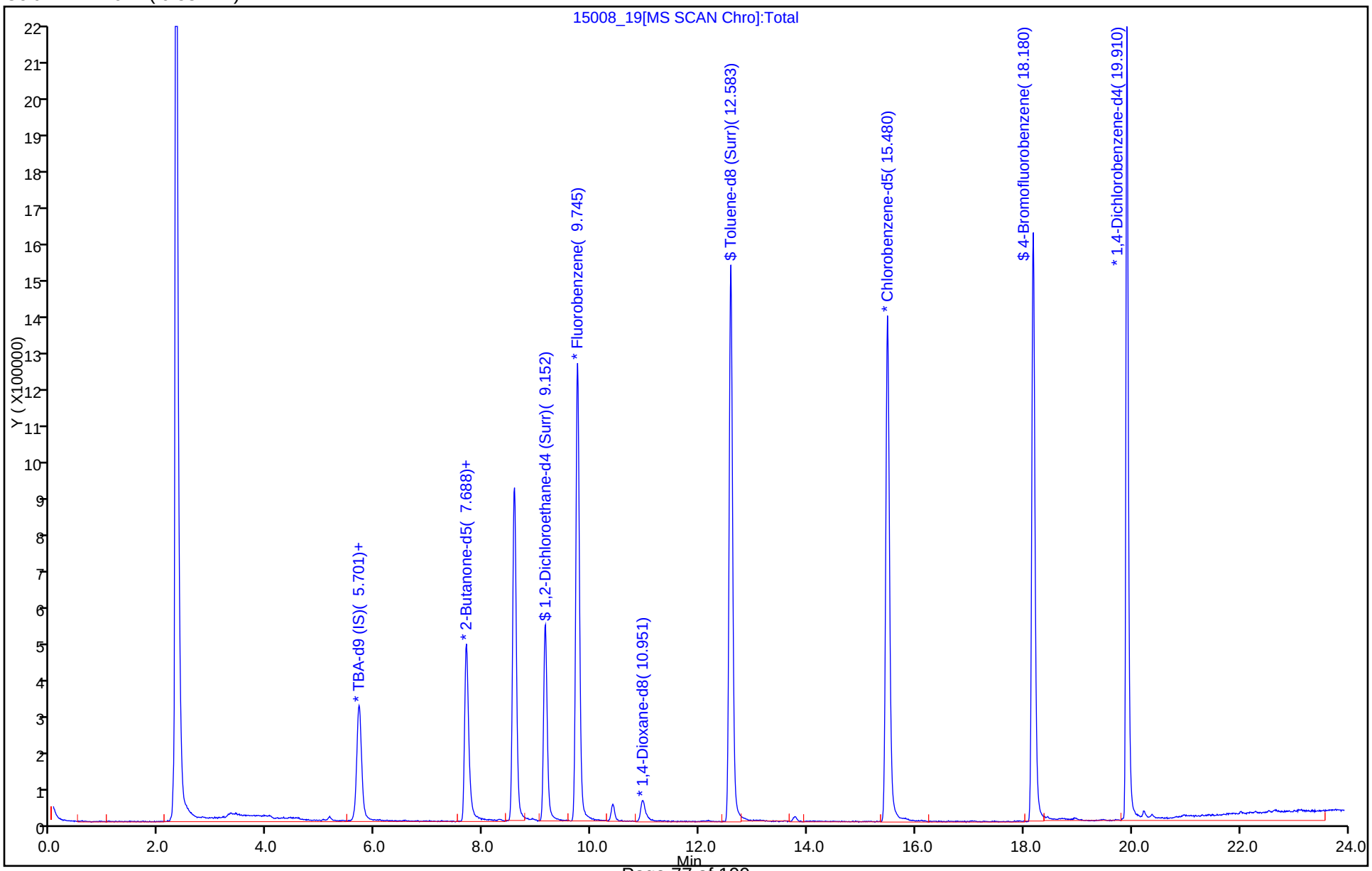

Report Date: 30-Jul-2015 16:26:57 Chrom Revision: 2.2 09-Jul-2015 10:16:20

TestAmerica Burlington

Data File: \\ChromNA\Burlington\ChromData\CHL.i\20150729-15008.b\15008_19.D

Injection Date:	29-Jul-2015 21:11:30	Instrument ID:	CHL.i		
Lims ID:	200-29045-B-1	Lab Sample ID:	200-29045-1		
Client ID:	MW-9				
Operator ID:	NEA	ALS Bottle#:	19	Worklist Smp#:	19
Purge Vol:	5.000 mL	Dil. Factor:	1.0000		
Method:	8260_L_W_Ver.2	Limit Group:	VM_8260C_Limits		
Column:	DB-624 (0.53 mm)	Detector	MS SCAN		

17 Carbon disulfide, CAS: 75-15-0

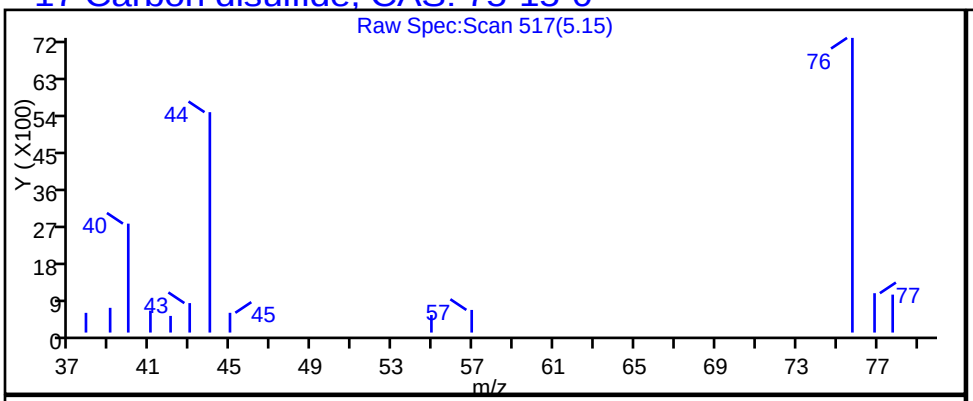

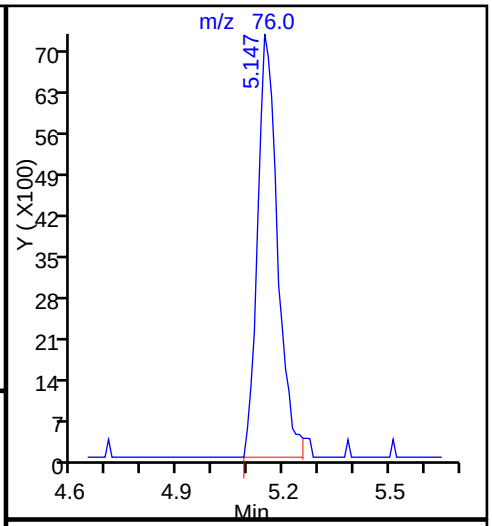

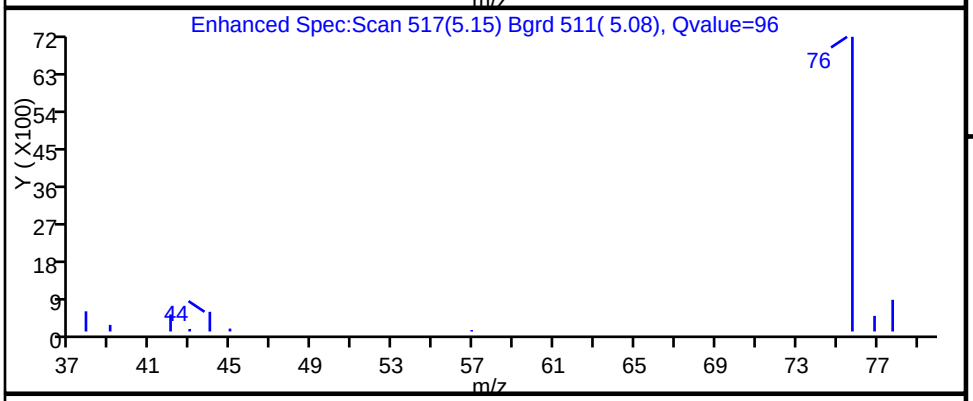

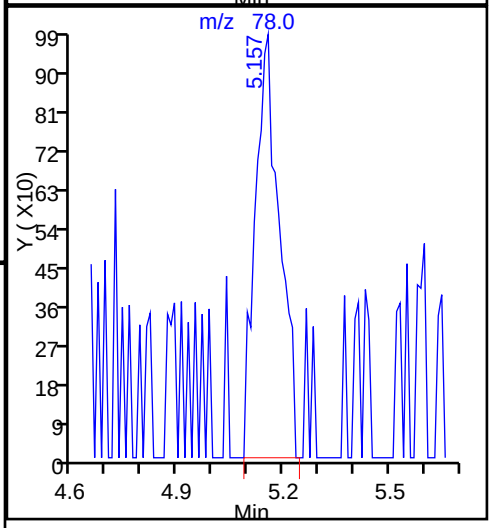

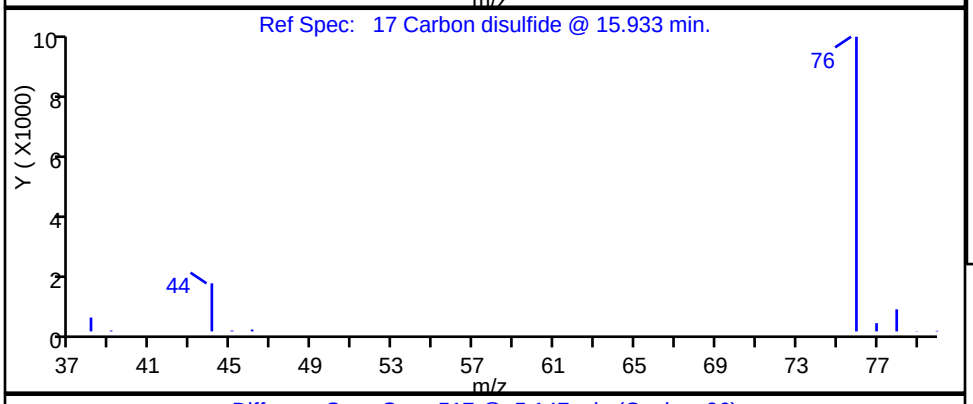

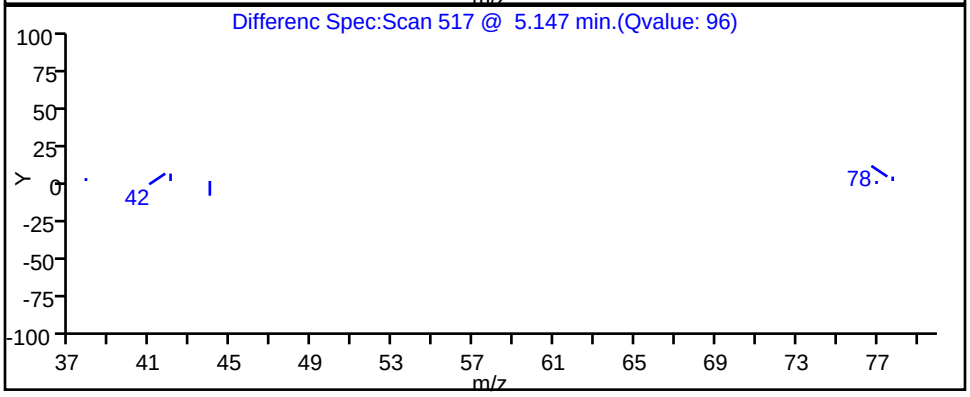

Report Date: 30-Jul-2015 16:26:57 Chrom Revision: 2.2 09-Jul-2015 10:16:20

TestAmerica Burlington

Data File: \\ChromNA\Burlington\ChromData\CHL.i\20150729-15008.b\15008_19.D

Injection Date:	29-Jul-2015 21:11:30	Instrument ID:	CHL.i		
Lims ID:	200-29045-B-1	Lab Sample ID:	200-29045-1		
Client ID:	MW-9				
Operator ID:	NEA	ALS Bottle#:	19	Worklist Smp#:	19
Purge Vol:	5.000 mL	Dil. Factor:	1.0000		
Method:	8260_L_W_Ver.2	Limit Group:	VM_8260C_Limits		
Column:	DB-624 (0.53 mm)	Detector	MS SCAN		

20 Methylene Chloride, CAS: 75-09-2

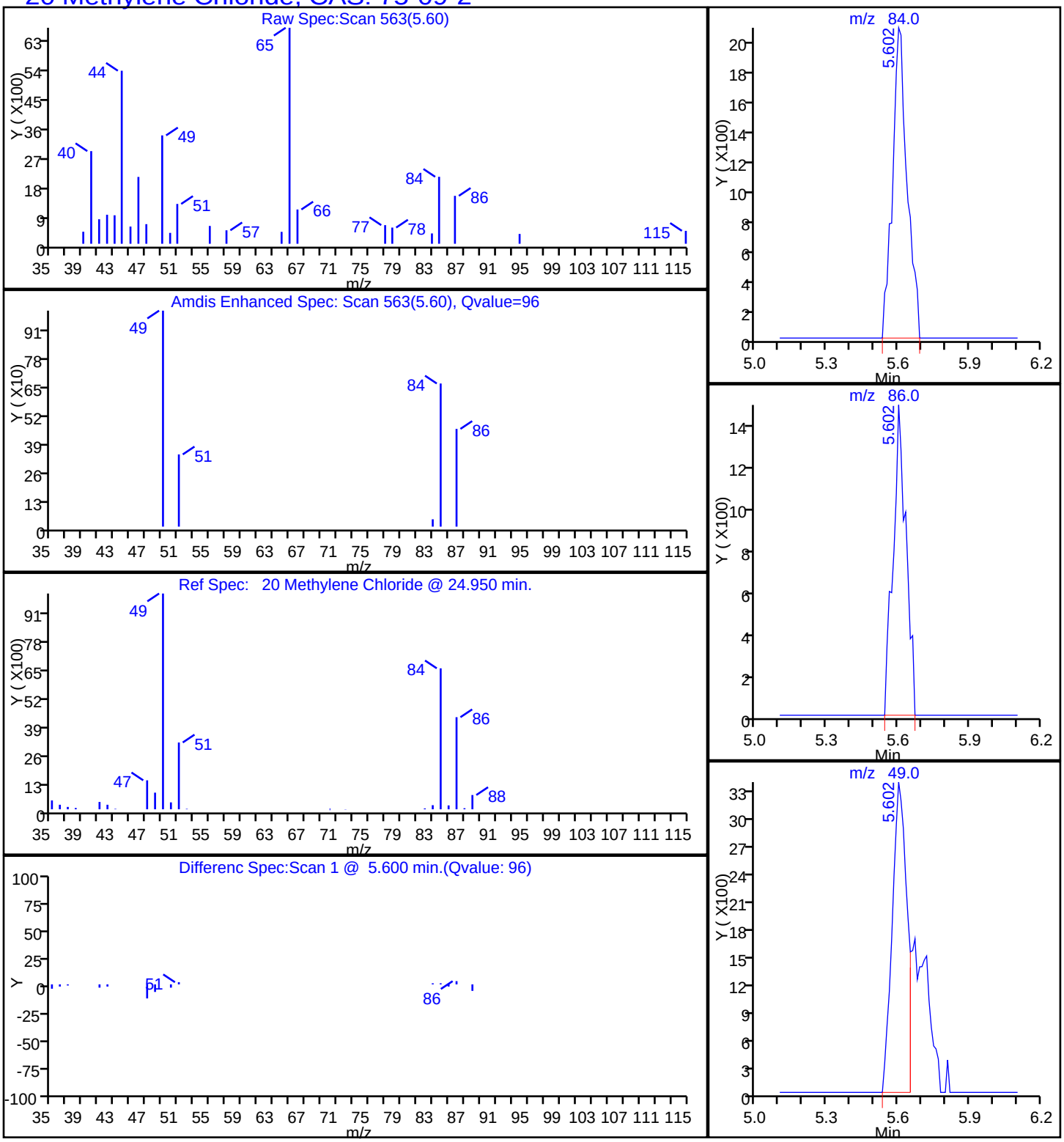

Report Date: 30-Jul-2015 16:26:57 Chrom Revision: 2.2 09-Jul-2015 10:16:20

TestAmerica Burlington

Data File: \\ChromNA\Burlington\ChromData\CHL.i\20150729-15008.b\15008_19.D

Injection Date:	29-Jul-2015 21:11:30	Instrument ID:	CHL.i		
Lims ID:	200-29045-B-1	Lab Sample ID:	200-29045-1		
Client ID:	MW-9				
Operator ID:	NEA	ALS Bottle#:	19	Worklist Smp#:	19
Purge Vol:	5.000 mL	Dil. Factor:	1.0000		
Method:	8260_L_W_Ver.2	Limit Group:	VM_8260C_Limits		
Column:	DB-624 (0.53 mm)	Detector	MS SCAN		

35 cis-1,2-Dichloroethene, CAS: 156-59-2

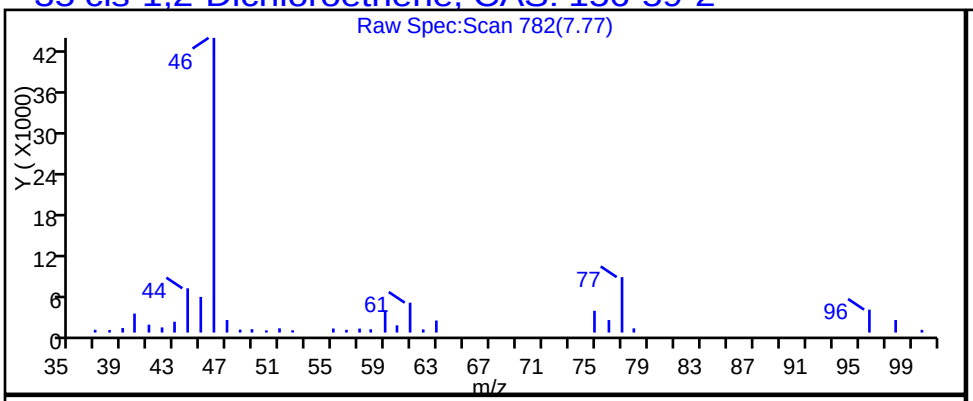

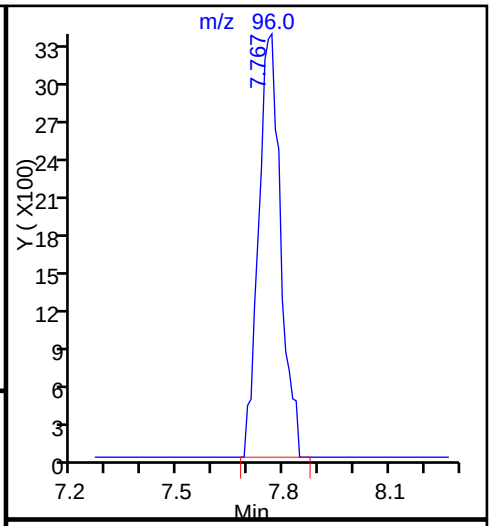

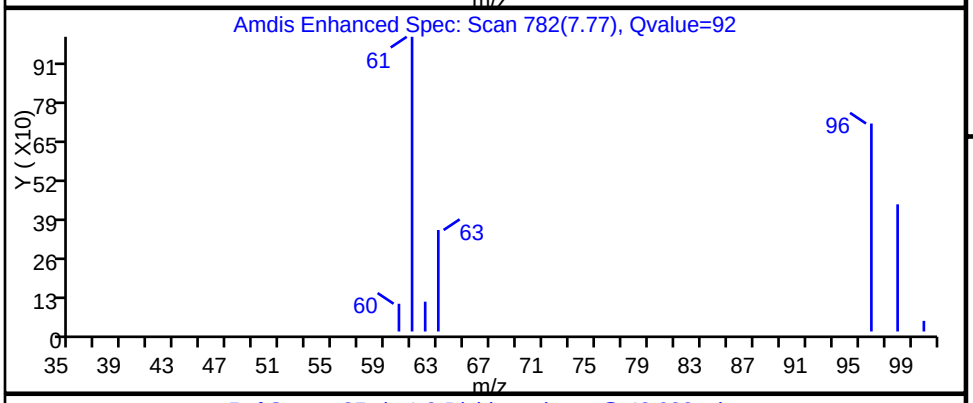

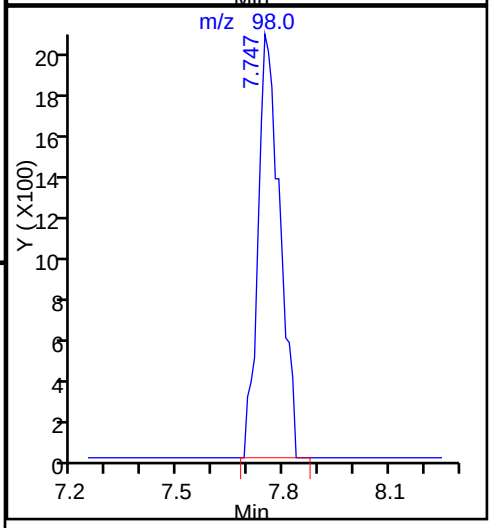

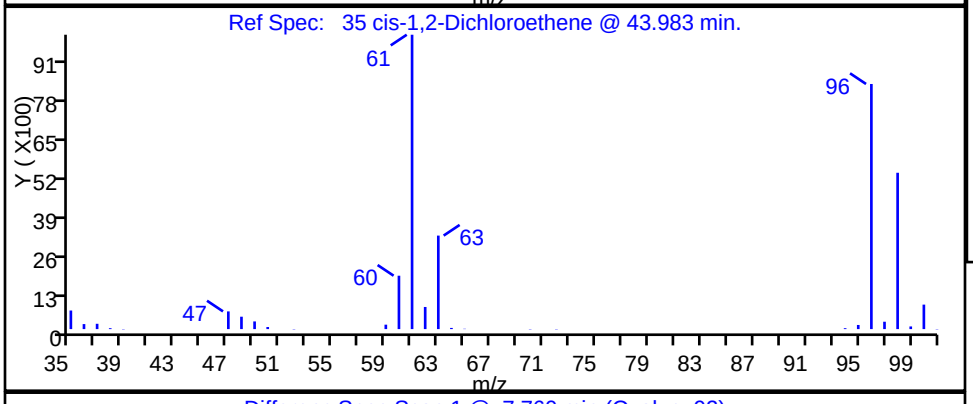

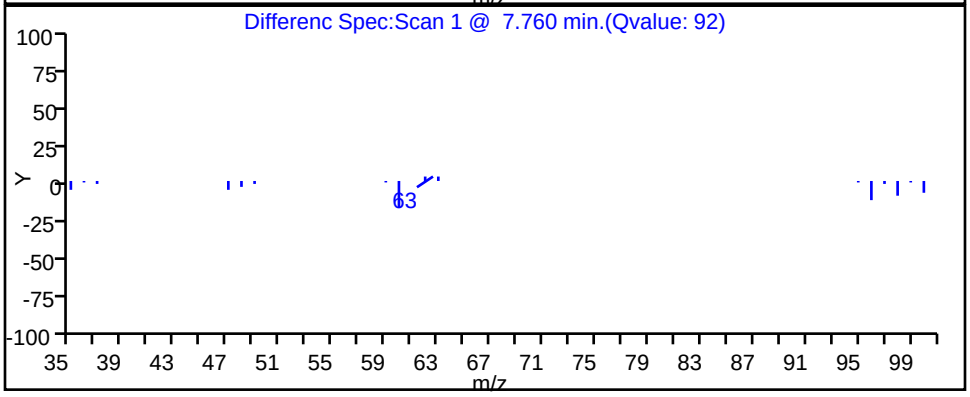

Report Date: 30-Jul-2015 16:26:57 Chrom Revision: 2.2 09-Jul-2015 10:16:20

TestAmerica Burlington

Data File: \\ChromNA\Burlington\ChromData\CHL.i\20150729-15008.b\15008_19.D

Injection Date:	29-Jul-2015 21:11:30	Instrument ID:	CHL.i		
Lims ID:	200-29045-B-1	Lab Sample ID:	200-29045-1		
Client ID:	MW-9				
Operator ID:	NEA	ALS Bottle#:	19	Worklist Smp#:	19
Purge Vol:	5.000 mL	Dil. Factor:	1.0000		
Method:	8260_L_W_Ver.2	Limit Group:	VM_8260C_Limits		
Column:	DB-624 (0.53 mm)	Detector	MS SCAN		

54 Trichloroethene, CAS: 79-01-6

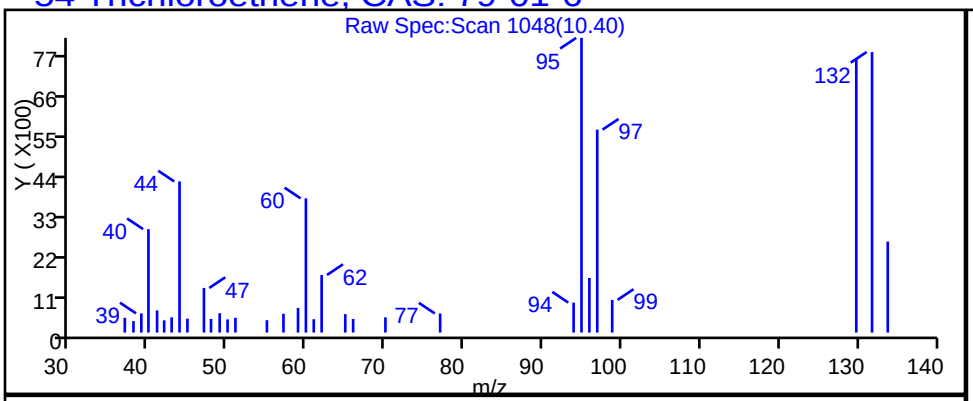

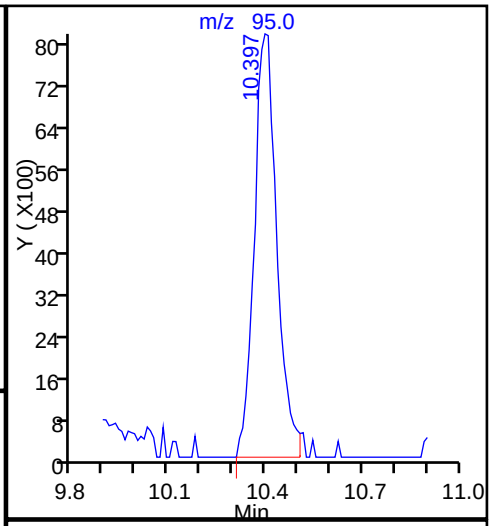

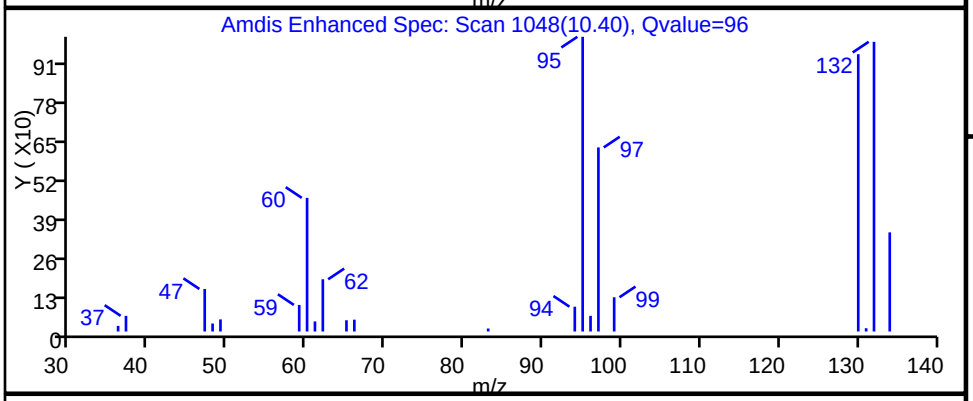

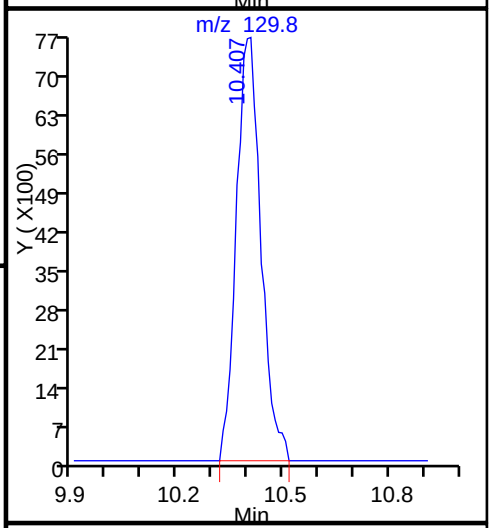

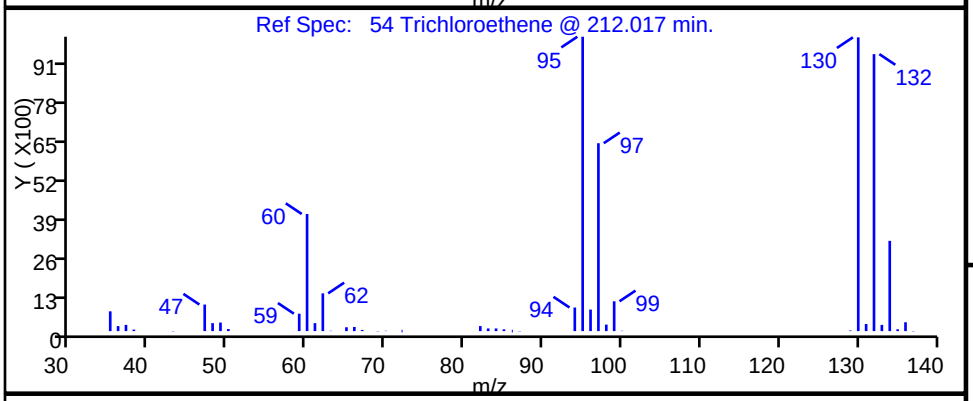

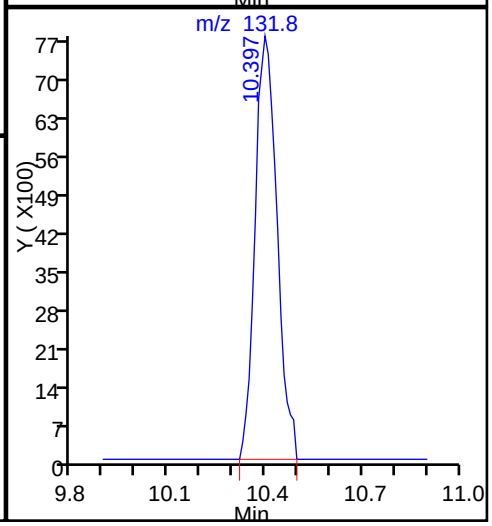

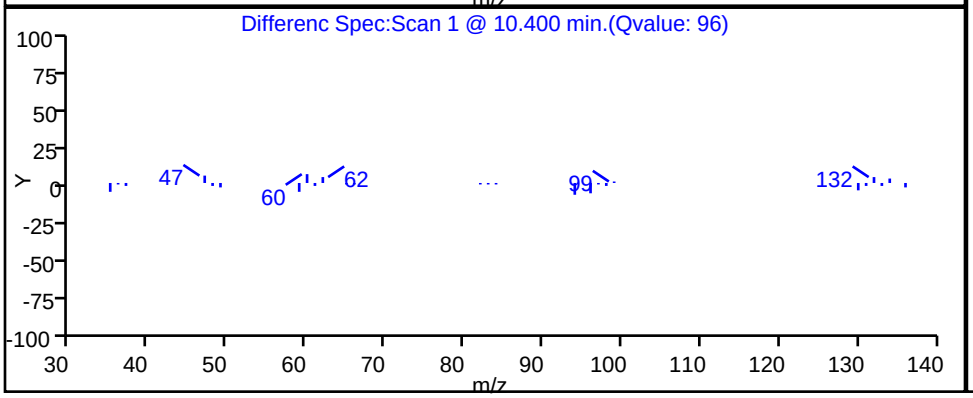

FORM I
GC/MS VOA ORGANICS ANALYSIS DATA SHEET

Lab Name: TestAmerica Burlington | Job No.: 200-29045-1

SDG No.: 200-29045

Client Sample ID: DUP-1-7-16-15 | Lab Sample ID: 200-29045-2

Matrix: Water | Lab File ID: 15008_20.D

Analysis Method: 8260C | Date Collected: 07/16/2015 00:00

Sample wt/vol: 5(mL) | Date Analyzed: 07/29/2015 21:43

Soil Aliquot Vol: | Dilution Factor: 1

Soil Extract Vol.: | GC Column: DB-624 ID: 0.53(mm)

% Moisture: | Level: (low/med) Low

Analysis Batch No.: 92008 | Units: ug/L

CAS NO.	COMPOUND NAME	RESULT	Q	LOQ	LOD	DL
75-71-8	Dichlorodifluoromethane	0.40	U Q	1.0	0.40	0.27
74-87-3	Chloromethane	0.40	U	1.0	0.40	0.34
75-01-4	Vinyl chloride	0.40	U	1.0	0.40	0.23
74-83-9	Bromomethane	0.40	U	1.0	0.40	0.34
75-00-3	Chloroethane	0.40	U	1.0	0.40	0.37
75-69-4	Trichlorofluoromethane	0.40	U	1.0	0.40	0.30
75-35-4	1,1-Dichloroethene	0.40	U	1.0	0.40	0.19
76-13-1	1,1,2-Trichloro-1,2,2-trifluoroethane	0.40	U	1.0	0.40	0.24
67-64-1	Acetone	1.9	U	5.0	1.9	1.7
74-88-4	Iodomethane	0.40	U	1.0	0.40	0.23
75-15-0	Carbon disulfide	0.30	J	1.0	0.40	0.21
79-20-9	Methyl acetate	1.9	U	5.0	1.9	0.87
75-09-2	Methylene Chloride	0.24	J B	1.0	0.40	0.23
156-60-5	trans-1,2-Dichloroethene	0.40	U	1.0	0.40	0.23
540-59-0	1,2-Dichloroethene, Total	0.41	J	2.0	0.40	0.22
1634-04-4	Methyl tert-butyl ether	0.40	U	1.0	0.40	0.21
75-34-3	1,1-Dichloroethane	0.40	U	1.0	0.40	0.21
108-05-4	Vinyl acetate	0.80	U	5.0	0.80	0.53
594-20-7	2,2-Dichloropropane	0.80	U	1.0	0.80	0.47
156-59-2	cis-1,2-Dichloroethene	0.41	J	1.0	0.40	0.22
78-93-3	2-Butanone (MEK)	1.9	U	5.0	1.9	1.3
74-97-5	Chlorobromomethane	0.40	U	1.0	0.40	0.26
109-99-9	Tetrahydrofuran	1.6	U	2.0	1.6	0.94
67-66-3	Chloroform	0.40	U	1.0	0.40	0.20
71-55-6	1,1,1-Trichloroethane	0.40	U	1.0	0.40	0.20
110-82-7	Cyclohexane	0.40	U	1.0	0.40	0.22
563-58-6	1,1-Dichloropropene	0.40	U	1.0	0.40	0.19
56-23-5	Carbon tetrachloride	0.40	U	1.0	0.40	0.22
78-83-1	Isobutyl alcohol	9.7	U	50	9.7	9.0
71-43-2	Benzene	0.40	U	1.0	0.40	0.19
107-06-2	1,2-Dichloroethane	0.40	U	1.0	0.40	0.19
79-01-6	Trichloroethene	0.96	J	1.0	0.40	0.18
108-87-2	Methylcyclohexane	0.40	U	1.0	0.40	0.20
78-87-5	1,2-Dichloropropane	0.40	U	1.0	0.40	0.24
74-95-3	Dibromomethane	0.40	U	1.0	0.40	0.24

FORM I
GC/MS VOA ORGANICS ANALYSIS DATA SHEET

Lab Name: TestAmerica Burlington | Job No.: 200-29045-1

SDG No.: 200-29045

Client Sample ID: DUP-1-7-16-15 | Lab Sample ID: 200-29045-2

Matrix: Water | Lab File ID: 15008_20.D

Analysis Method: 8260C | Date Collected: 07/16/2015 00:00

Sample wt/vol: 5(mL) | Date Analyzed: 07/29/2015 21:43

Soil Aliquot Vol: | Dilution Factor: 1

Soil Extract Vol.: | GC Column: DB-624 ID: 0.53(mm)

% Moisture: | Level: (low/med) Low

Analysis Batch No.: 92008 | Units: ug/L

CAS NO.	COMPOUND NAME	RESULT	Q	LOQ	LOD	DL
123-91-1	1,4-Dioxane	16	U	40	16	6.2
75-27-4	Dichlorobromomethane	0.40	U	1.0	0.40	0.20
110-75-8	2-Chloroethyl vinyl ether	0.40	U	1.0	0.40	0.18
10061-01-5	cis-1,3-Dichloropropene	0.40	U	1.0	0.40	0.22
108-10-1	4-Methyl-2-pentanone (MIBK)	1.9	U	5.0	1.9	0.82
108-88-3	Toluene	0.40	U	1.0	0.40	0.22
10061-02-6	trans-1,3-Dichloropropene	0.40	U	1.0	0.40	0.26
79-00-5	1,1,2-Trichloroethane	0.40	U	1.0	0.40	0.24
127-18-4	Tetrachloroethene	0.22	J	1.0	0.40	0.22
142-28-9	1,3-Dichloropropane	0.40	U	1.0	0.40	0.20
591-78-6	2-Hexanone	1.9	U	5.0	1.9	1.2
124-48-1	Chlorodibromomethane	0.40	U	1.0	0.40	0.22
106-93-4	Ethylene Dibromide	0.40	U	1.0	0.40	0.22
108-90-7	Chlorobenzene	0.40	U	1.0	0.40	0.18
630-20-6	1,1,1,2-Tetrachloroethane	0.40	U	1.0	0.40	0.20
100-41-4	Ethylbenzene	0.40	U	1.0	0.40	0.20
179601-23-1	m-Xylene & p-Xylene	0.40	U	1.0	0.40	0.21
95-47-6	o-Xylene	0.40	U	1.0	0.40	0.23
1330-20-7	Xylenes, Total	0.40	U	2.0	0.40	0.21
100-42-5	Styrene	0.40	U	1.0	0.40	0.26
75-25-2	Bromoform	0.40	U	1.0	0.40	0.23
98-82-8	Isopropylbenzene	0.40	U	1.0	0.40	0.22
108-86-1	Bromobenzene	0.40	U	1.0	0.40	0.21
79-34-5	1,1,2,2-Tetrachloroethane	0.40	U	1.0	0.40	0.27
96-18-4	1,2,3-Trichloropropane	0.40	U	1.0	0.40	0.29
103-65-1	N-Propylbenzene	0.40	U	1.0	0.40	0.19
95-49-8	2-Chlorotoluene	0.40	U	1.0	0.40	0.23
106-43-4	4-Chlorotoluene	0.40	U	1.0	0.40	0.26
108-67-8	1,3,5-Trimethylbenzene	0.40	U	1.0	0.40	0.22
98-06-6	tert-Butylbenzene	0.40	U	1.0	0.40	0.20
95-63-6	1,2,4-Trimethylbenzene	0.40	U	1.0	0.40	0.21
135-98-8	sec-Butylbenzene	0.40	U	1.0	0.40	0.21
99-87-6	4-Isopropyltoluene	0.40	U	1.0	0.40	0.22
541-73-1	1,3-Dichlorobenzene	0.40	U	1.0	0.40	0.20
106-46-7	1,4-Dichlorobenzene	0.40	U	1.0	0.40	0.26
95-50-1	1,2-Dichlorobenzene	0.40	U	1.0	0.40	0.23

FORM I
GC/MS VOA ORGANICS ANALYSIS DATA SHEET

Lab Name: TestAmerica Burlington Job No.: 200-29045-1

SDG No.: 200-29045

Client Sample ID: DUP-1-7-16-15 Lab Sample ID: 200-29045-2

Matrix: Water Lab File ID: 15008_20.D

Analysis Method: 8260C Date Collected: 07/16/2015 00:00

Sample wt/vol: 5(mL) Date Analyzed: 07/29/2015 21:43

Soil Aliquot Vol: Dilution Factor: 1

Soil Extract Vol.: GC Column: DB-624 ID: 0.53(mm)

% Moisture: Level: (low/med) Low

Analysis Batch No.: 92008 Units: ug/L

CAS NO.	COMPOUND NAME	RESULT	Q	LOQ	LOD	DL
104-51-8	n-Butylbenzene	0.40	U	1.0	0.40	0.20
96-12-8	1,2-Dibromo-3-Chloropropane	0.40	U	1.0	0.40	0.24
120-82-1	1,2,4-Trichlorobenzene	0.40	U	1.0	0.40	0.21
87-68-3	Hexachlorobutadiene	0.40	U	1.0	0.40	0.29
91-20-3	Naphthalene	0.40	U	1.0	0.40	0.31
87-61-6	1,2,3-Trichlorobenzene	0.40	U	1.0	0.40	0.26

CAS NO.	SURROGATE	%REC	Q	LIMITS
17060-07-0	1,2-Dichloroethane-d4 (Surr)	111		80-120
2037-26-5	Toluene-d8 (Surr)	110		80-120
460-00-4	4-Bromofluorobenzene	115		80-125
1868-53-7	Dibromofluoromethane (Surr)	113		50-150

TestAmerica Burlington
Target Compound Quantitation Report

Data File: \\ChromNA\Burlington\ChromData\CHL.i\20150729-15008.b\15008_20.D
Lims ID: 200-29045-B-2 Lab Sample ID: 200-29045-2
Client ID: DUP-1-7-16-15
Sample Type: Client
Inject. Date: 29-Jul-2015 21:43:30 ALS Bottle#: 20 Worklist Smp#: 20
Purge Vol: 5.000 mL Dil. Factor: 1.0000
Sample Info: 200-0015008-020
Misc. Info.: 1,5
Operator ID: NEA Instrument ID: CHL.i

Method: \\ChromNA\Burlington\ChromData\CHL.i\20150729-15008.b\8260_L_W_Ver.2.m
Limit Group: VM_8260C_Limits
Last Update: 30-Jul-2015 16:26:59 Calib Date: 29-Jul-2015 15:49:30
Integrator: RTE ID Type: Deconvolution ID
Quant Method: Internal Standard Quant By: Initial Calibration
Last ICal File: \\ChromNA\Burlington\ChromData\CHL.i\20150729-15008.b\15008_09.D

Column 1 : DB-624 (0.53 mm) Det: MS SCAN
Process Host: XAWRK004

Compound	Sig	RT (min.)	Adj RT (min.)	Dlt RT (min.)	Q	Response	OnCol Amt ug/l	Flags
1 Dichlorodifluoromethane	85		2.552				ND	
2 Chloromethane	50		2.800				ND	
3 Vinyl chloride	62		2.958				ND	
6 Bromomethane	94		3.413				ND	
7 Chloroethane	64		3.581				ND	
9 Trichlorofluoromethane	101		3.966				ND	
13 1,1-Dichloroethene	96		4.797				ND	
14 1,1,2-Trichloro-1,2,2-trif	101		4.817				ND	
15 Acetone	43		4.886				ND	
16 Iodomethane	142	5.050	5.044	0.006	98	5881	0.1562	
17 Carbon disulfide	76	5.148	5.153	-0.005	100	28346	0.2992	
19 Methyl acetate	74		5.460				ND	
20 Methylene Chloride	84	5.613	5.598	0.015	93	8355	0.2434	
* 21 TBA-d9 (IS)	65	5.692	5.697	-0.005	0	1176518	500.0	
24 trans-1,2-Dichloroethene	96		6.063				ND	
25 Methyl tert-butyl ether	73		6.092				ND	
S 26 1,2-Dichloroethene, Total	96				0		0.4088	
28 1,1-Dichloroethane	63		6.775				ND	
29 Vinyl acetate	86		6.893				ND	
* 33 2-Butanone-d5	46	7.680	7.684	-0.004	0	1693872	125.0	
34 2,2-Dichloropropane	41		7.754				ND	
35 cis-1,2-Dichloroethene	96	7.749	7.763	-0.014	92	13940	0.4088	
36 2-Butanone (MEK)	72		7.783				ND	
39 Chlorobromomethane	128		8.159				ND	
40 Tetrahydrofuran	42		8.268				ND	
41 Chloroform	83		8.307				ND	
$ 42 Dibromofluoromethane (Surr	113	8.570	8.584	-0.014	96	1444639	28.2	7
43 1,1,1-Trichloroethane	97		8.624				ND	
44 Cyclohexane	56		8.733				ND	
45 1,1-Dichloropropene	75		8.920				ND	
46 Carbon tetrachloride	117		8.930				ND	
47 Isobutyl alcohol	43		9.158				ND	

Compound	Sig	RT (min.)	Adj RT (min.)	Dlt RT (min.)	Q	Response	OnCol Amt ug/l	Flags
$ 48 1,2-Dichloroethane-d4 (Sur	65	9.143	9.158	-0.015	0	770932	27.7	
49 Benzene	78		9.267				ND	
50 1,2-Dichloroethane	62		9.286				ND	
* 52 Fluorobenzene	96	9.746	9.751	-0.005	97	2682708	25.0	
54 Trichloroethene	95	10.389	10.404	-0.015	96	38912	0.9562	
55 Methylcyclohexane	83		10.760				ND	
56 1,2-Dichloropropane	63		10.770				ND	
* 57 1,4-Dioxane-d8	96	10.943	10.967	-0.024	0	107127	500.0	
58 Dibromomethane	93		10.987				ND	
60 1,4-Dioxane	88		11.056				ND	
61 Dichlorobromomethane	83		11.274				ND	
62 2-Chloroethyl vinyl ether	63		11.837				ND	
63 cis-1,3-Dichloropropene	75		12.085				ND	
64 4-Methyl-2-pentanone (MIBK	43		12.381				ND	
$ 65 Toluene-d8 (Surr)	98	12.584	12.589	-0.005	98	2475459	27.4	
66 Toluene	92		12.718				ND	
67 trans-1,3-Dichloropropene	75		13.123				ND	
69 1,1,2-Trichloroethane	83		13.459				ND	
70 Tetrachloroethene	166	13.771	13.776	-0.005	94	10472	0.2243	
71 1,3-Dichloropropane	76		13.785				ND	
72 2-Hexanone	43		13.983				ND	
73 Chlorodibromomethane	129		14.250				ND	
74 Ethylene Dibromide	107		14.478				ND	
* 75 Chlorobenzene-d5	117	15.482	15.486	-0.004	89	2168710	25.0	
76 Chlorobenzene	112		15.555				ND	
77 1,1,1,2-Tetrachloroethane	131		15.733				ND	
78 Ethylbenzene	91		15.822				ND	
79 m-Xylene & p-Xylene	106		16.099				ND	
S 80 Xylenes, Total	106		16.620				ND	
81 o-Xylene	106		17.019				ND	
82 Styrene	104		17.058				ND	
83 Bromoform	173		17.464				ND	
84 Isopropylbenzene	105		17.899				ND	
$ 85 4-Bromofluorobenzene	95	18.181	18.186	-0.005	88	1512165	28.7	
86 Bromobenzene	156		18.443				ND	
87 1,1,2,2-Tetrachloroethane	83		18.463				ND	
88 1,2,3-Trichloropropane	110		18.522				ND	
90 N-Propylbenzene	120		18.670				ND	
91 2-Chlorotoluene	126		18.789				ND	
93 4-Chlorotoluene	126		18.957				ND	
92 1,3,5-Trimethylbenzene	105		18.957				ND	
94 tert-Butylbenzene	119		19.422				ND	
95 1,2,4-Trimethylbenzene	105		19.481				ND	
96 sec-Butylbenzene	105		19.709				ND	
97 1,3-Dichlorobenzene	146		19.837				ND	
98 4-Isopropyltoluene	119		19.906				ND	
* 99 1,4-Dichlorobenzene-d4	152	19.912	19.916	-0.004	97	1116106	25.0	
100 1,4-Dichlorobenzene	146		19.946				ND	
102 1,2-Dichlorobenzene	146		20.381				ND	
101 n-Butylbenzene	91		20.381				ND	
103 1,2-Dibromo-3-Chloropropan	75		21.192				ND	
104 1,2,4-Trichlorobenzene	180	22.038	22.022	0.016	81	4225	0.1162	

Compound	Sig	RT (min.)	Adj RT (min.)	Dlt RT (min.)	Q	Response	OnCol Amt ug/l	Flags
105 Hexachlorobutadiene	225		22.200				ND	
106 Naphthalene	128	22.285	22.279	0.006	76	8938	0.1243	
107 1,2,3-Trichlorobenzene	180	22.532	22.537	-0.005	84	3053	0.0921	7

QC Flag Legend

Processing Flags

7 - Failed Limit of Detection

Reagents:

8260SScorp_00015	Amount Added:	2.50	Units: uL	
8260IScorp._00017	Amount Added:	2.50	Units: uL	Run Reagent

Report Date: 30-Jul-2015 16:26:59 Chrom Revision: 2.2 09-Jul-2015 10:16:20

TestAmerica Burlington

Data File: \\ChromNA\Burlington\ChromData\CHL.i\20150729-15008.b\15008_20.D

Injection Date:	29-Jul-2015 21:43:30	Instrument ID:	CHL.i	Operator ID:	NEA
Lims ID:	200-29045-B-2	Lab Sample ID:	200-29045-2	Worklist Smp#:	20
Client ID:	DUP-1-7-16-15				
Purge Vol:	5.000 mL	Dil. Factor:	1.0000	ALS Bottle#:	20
Method:	8260_L_W_Ver.2	Limit Group:	VM_8260C_Limits		

Column: DB-624 (0.53 mm)

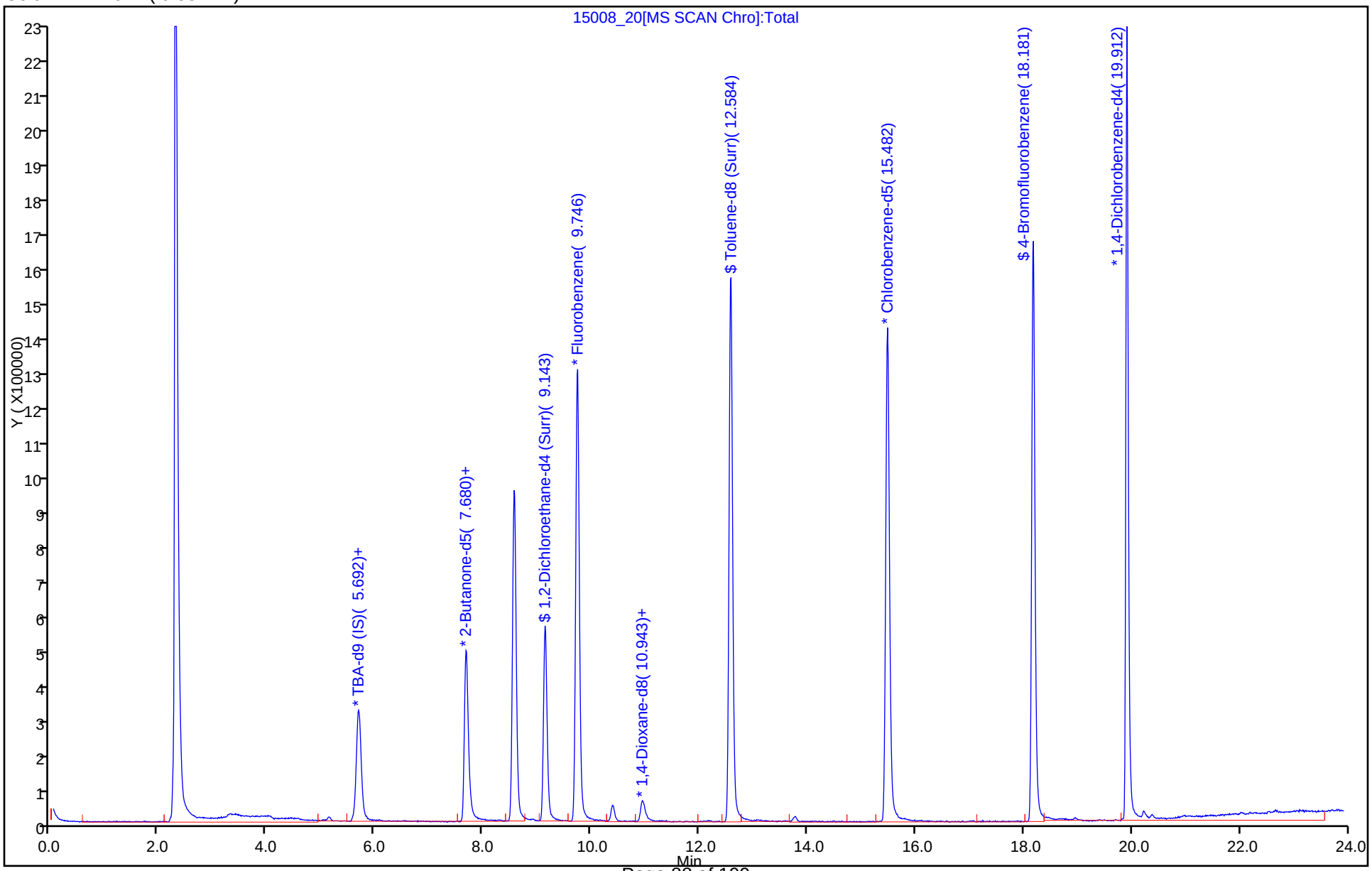

Report Date: 30-Jul-2015 16:26:59 Chrom Revision: 2.2 09-Jul-2015 10:16:20

TestAmerica Burlington

Data File: \\ChromNA\Burlington\ChromData\CHL.i\20150729-15008.b\15008_20.D

Injection Date:	29-Jul-2015 21:43:30	Instrument ID:	CHL.i		
Lims ID:	200-29045-B-2	Lab Sample ID:	200-29045-2		
Client ID:	DUP-1-7-16-15				
Operator ID:	NEA	ALS Bottle#:	20	Worklist Smp#:	20
Purge Vol:	5.000 mL	Dil. Factor:	1.0000		
Method:	8260_L_W_Ver.2	Limit Group:	VM_8260C_Limits		
Column:	DB-624 (0.53 mm)	Detector	MS SCAN		

17 Carbon disulfide, CAS: 75-15-0

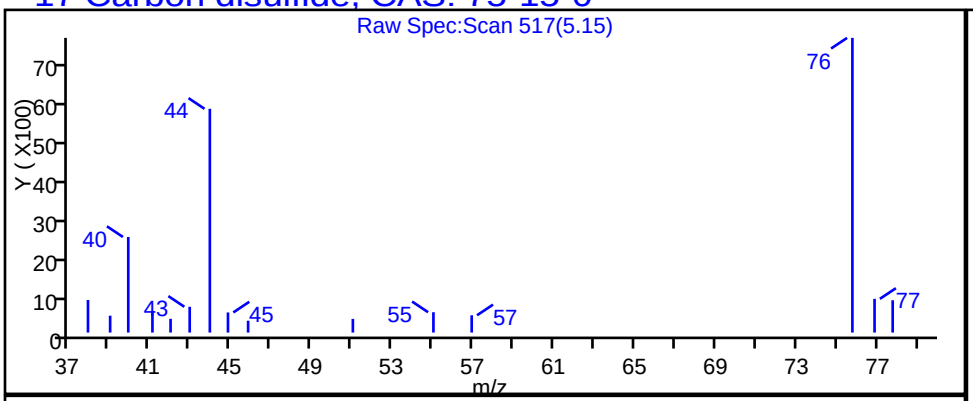

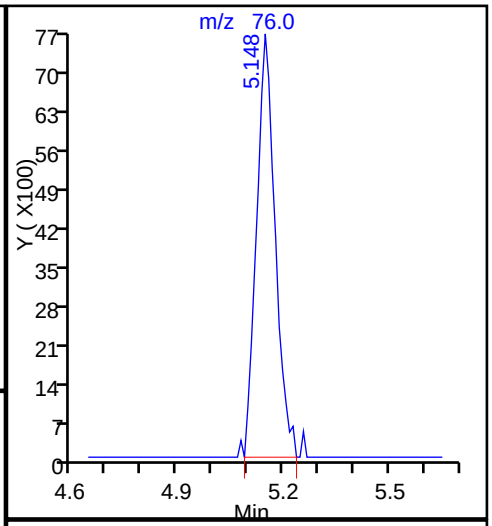

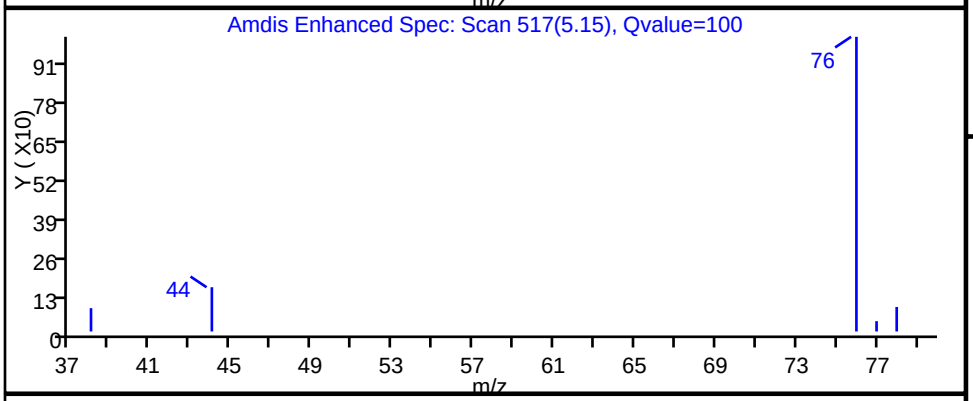

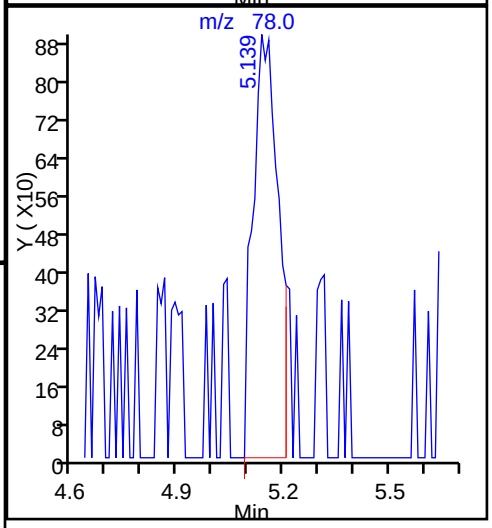

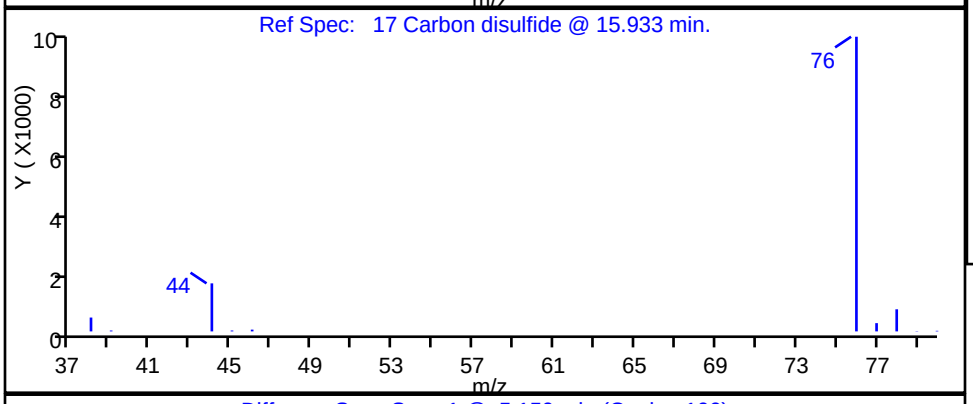

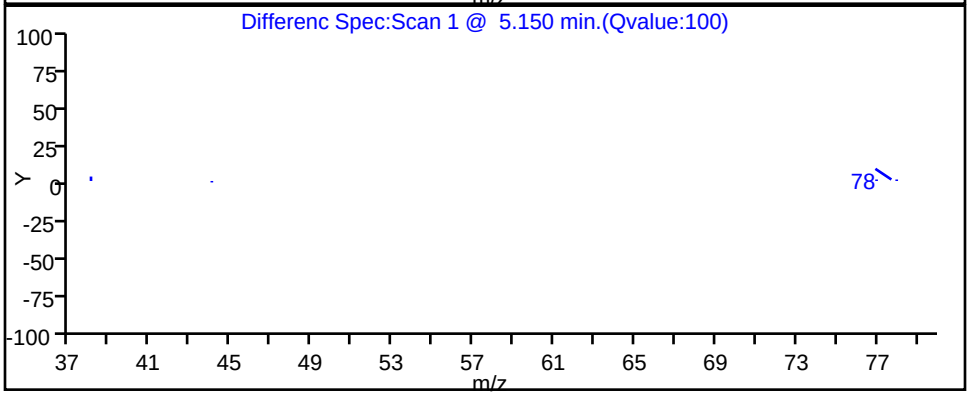

Report Date: 30-Jul-2015 16:26:59 Chrom Revision: 2.2 09-Jul-2015 10:16:20

TestAmerica Burlington

Data File: \\ChromNA\Burlington\ChromData\CHL.i\20150729-15008.b\15008_20.D

Injection Date:	29-Jul-2015 21:43:30	Instrument ID:	CHL.i
Lims ID:	200-29045-B-2	Lab Sample ID:	200-29045-2
Client ID:	DUP-1-7-16-15		
Operator ID:	NEA	ALS Bottle#:	20 Worklist Smp#: 20
Purge Vol:	5.000 mL	Dil. Factor:	1.0000
Method:	8260_L_W_Ver.2	Limit Group:	VM_8260C_Limits
Column:	DB-624 (0.53 mm)	Detector	MS SCAN

20 Methylene Chloride, CAS: 75-09-2

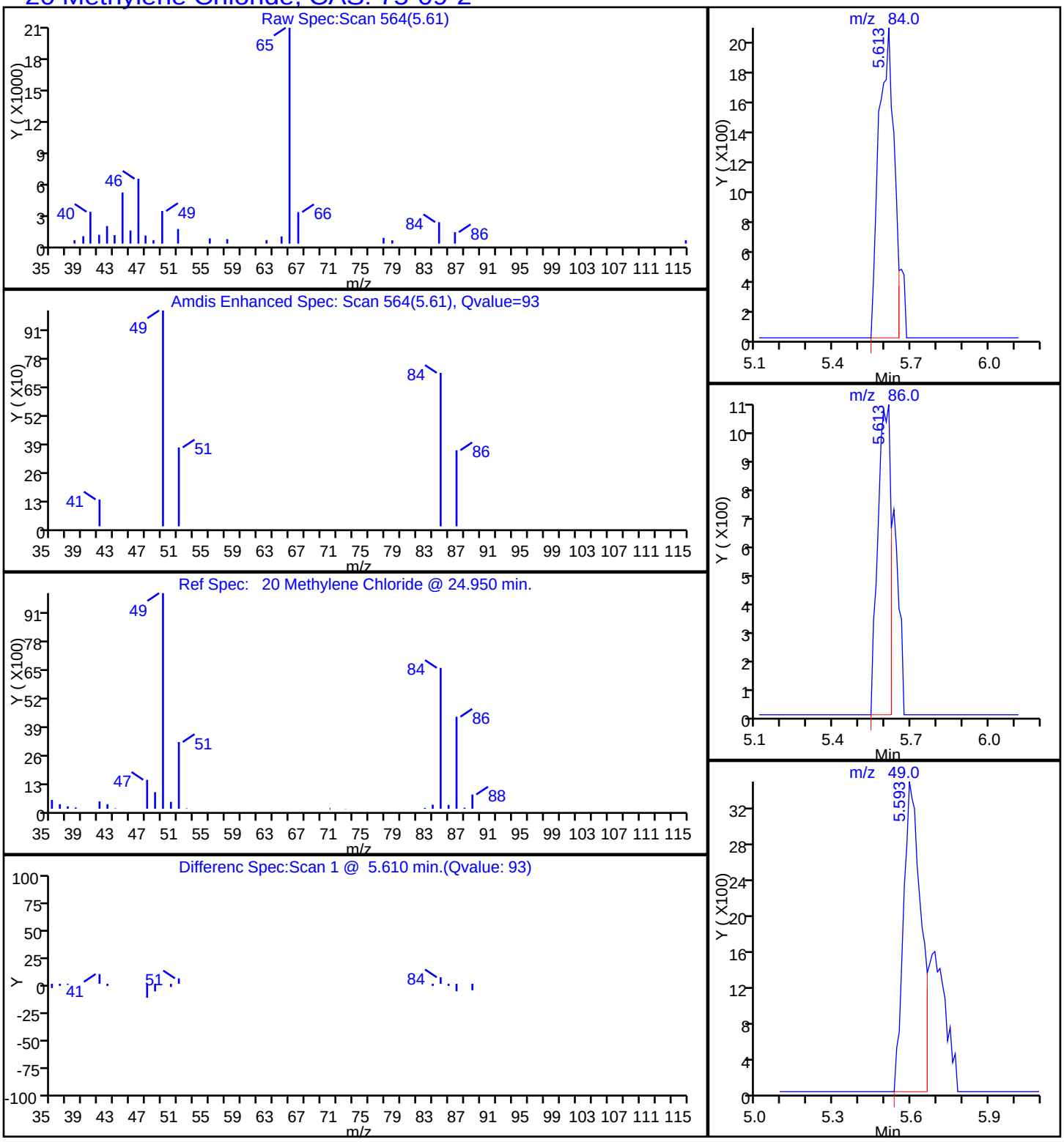

Report Date: 30-Jul-2015 16:26:59 Chrom Revision: 2.2 09-Jul-2015 10:16:20

TestAmerica Burlington

Data File: \\ChromNA\Burlington\ChromData\CHL.i\20150729-15008.b\15008_20.D

Injection Date:	29-Jul-2015 21:43:30	Instrument ID:	CHL.i		
Lims ID:	200-29045-B-2	Lab Sample ID:	200-29045-2		
Client ID:	DUP-1-7-16-15				
Operator ID:	NEA	ALS Bottle#:	20	Worklist Smp#:	20
Purge Vol:	5.000 mL	Dil. Factor:	1.0000		
Method:	8260_L_W_Ver.2	Limit Group:	VM_8260C_Limits		
Column:	DB-624 (0.53 mm)	Detector	MS SCAN		

35 cis-1,2-Dichloroethene, CAS: 156-59-2

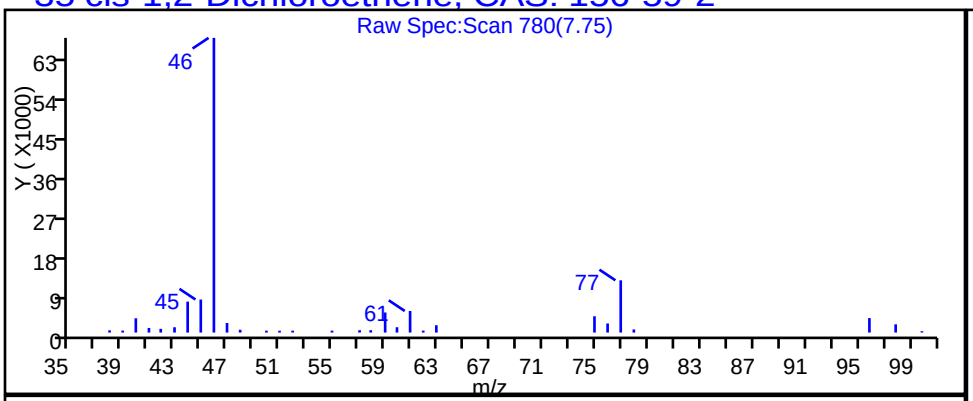

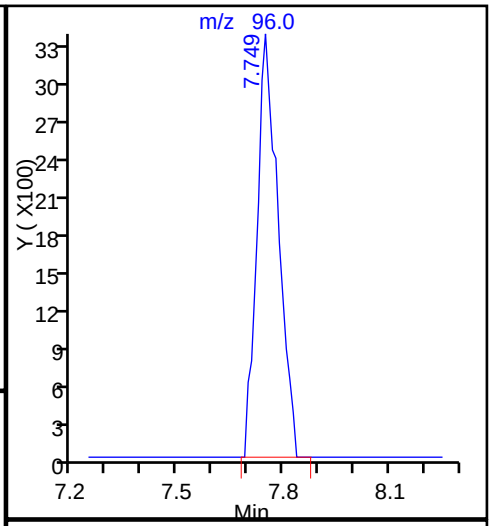

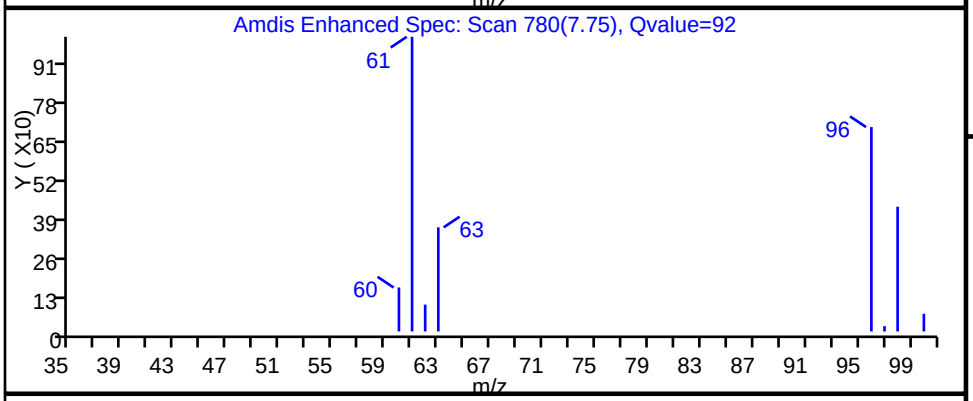

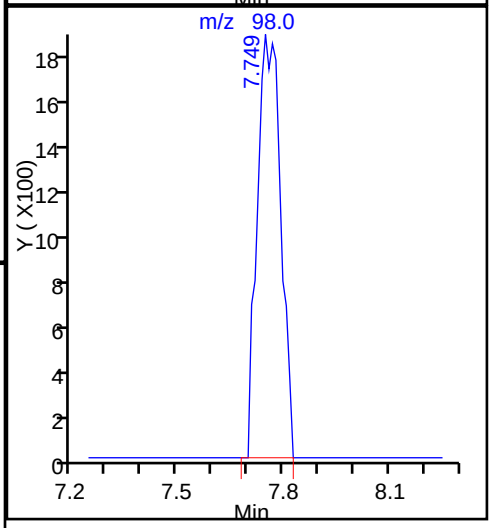

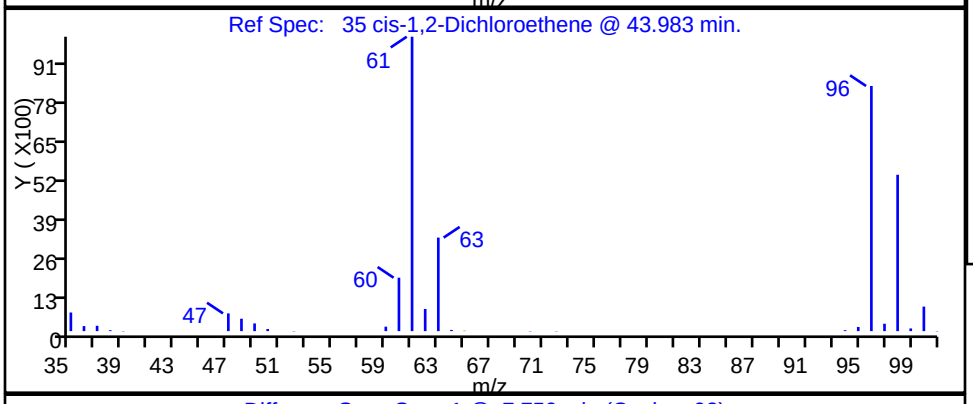

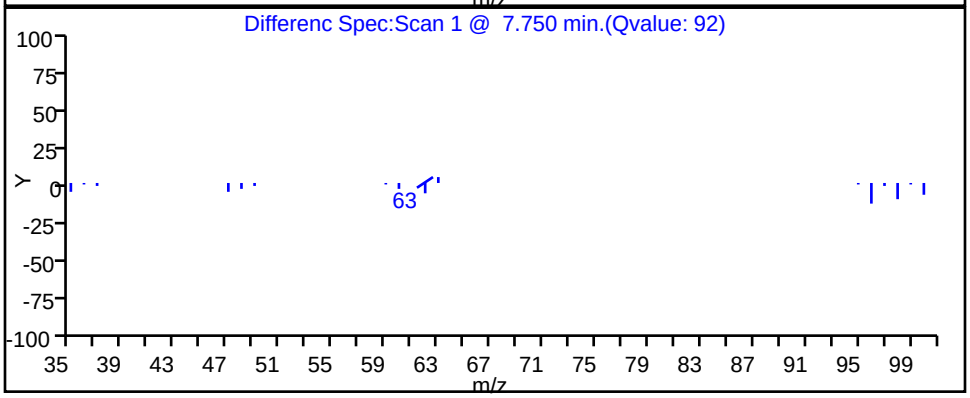

Report Date: 30-Jul-2015 16:26:59 Chrom Revision: 2.2 09-Jul-2015 10:16:20

TestAmerica Burlington

Data File: \\ChromNA\Burlington\ChromData\CHL.i\20150729-15008.b\15008_20.D

Injection Date:	29-Jul-2015 21:43:30	Instrument ID:	CHL.i
Lims ID:	200-29045-B-2	Lab Sample ID:	200-29045-2
Client ID:	DUP-1-7-16-15		
Operator ID:	NEA	ALS Bottle#:	20 Worklist Smp#: 20
Purge Vol:	5.000 mL	Dil. Factor:	1.0000
Method:	8260_L_W_Ver.2	Limit Group:	VM_8260C_Limits
Column:	DB-624 (0.53 mm)	Detector	MS SCAN

54 Trichloroethene, CAS: 79-01-6

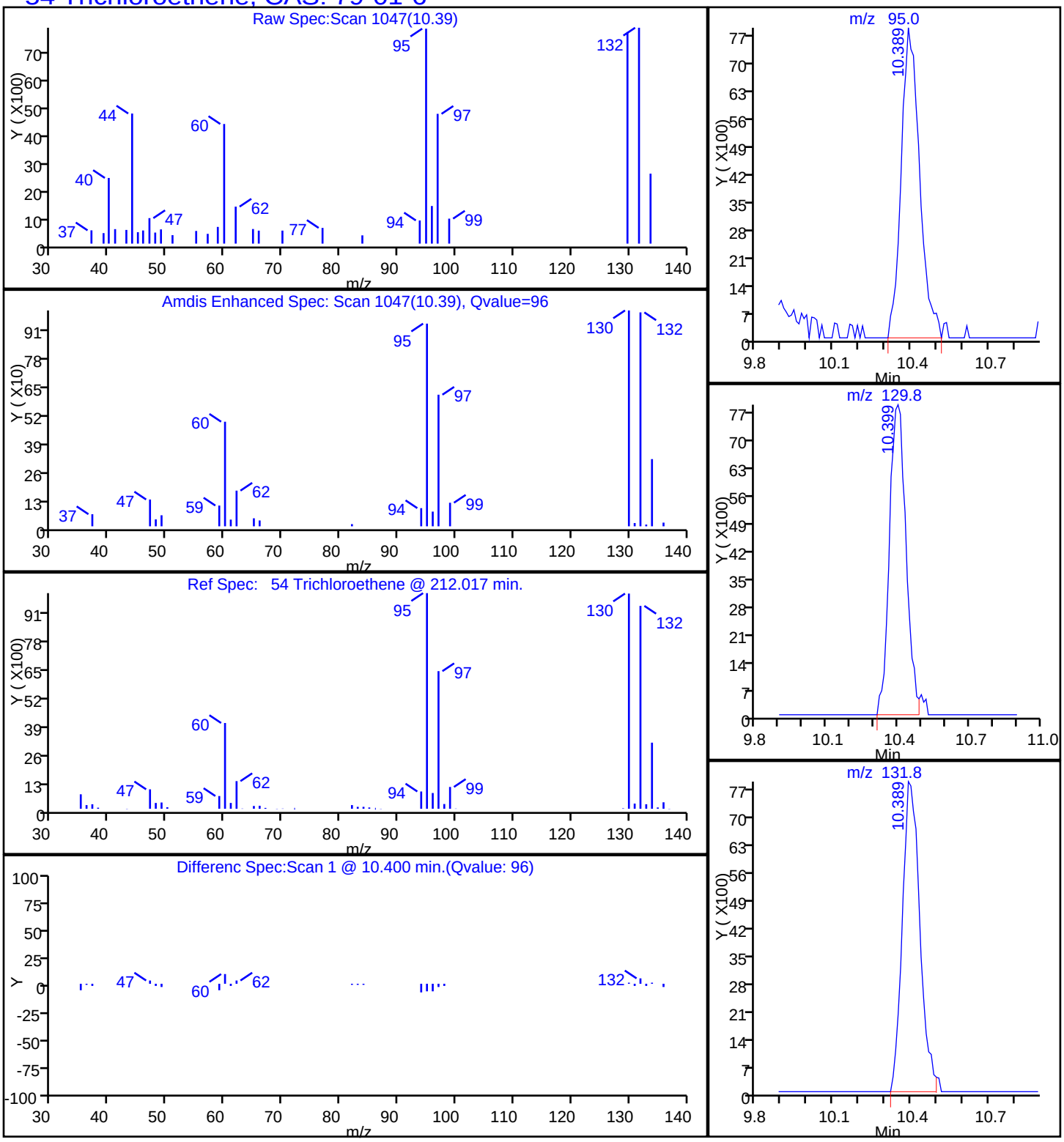

Report Date: 30-Jul-2015 16:26:59 Chrom Revision: 2.2 09-Jul-2015 10:16:20

TestAmerica Burlington

Data File: \\ChromNA\Burlington\ChromData\CHL.i\20150729-15008.b\15008_20.D

Injection Date:	29-Jul-2015 21:43:30	Instrument ID:	CHL.i		
Lims ID:	200-29045-B-2	Lab Sample ID:	200-29045-2		
Client ID:	DUP-1-7-16-15				
Operator ID:	NEA	ALS Bottle#:	20	Worklist Smp#:	20
Purge Vol:	5.000 mL	Dil. Factor:	1.0000		
Method:	8260_L_W_Ver.2	Limit Group:	VM_8260C_Limits		
Column:	DB-624 (0.53 mm)	Detector	MS SCAN		

70 Tetrachloroethene, CAS: 127-18-4

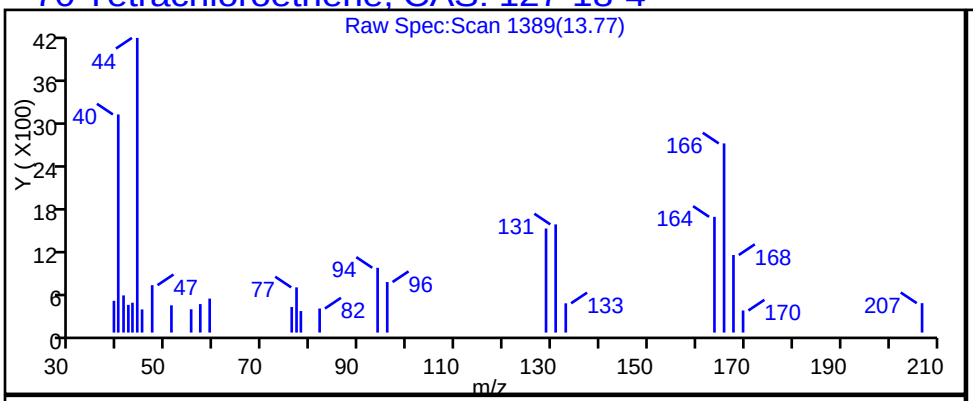

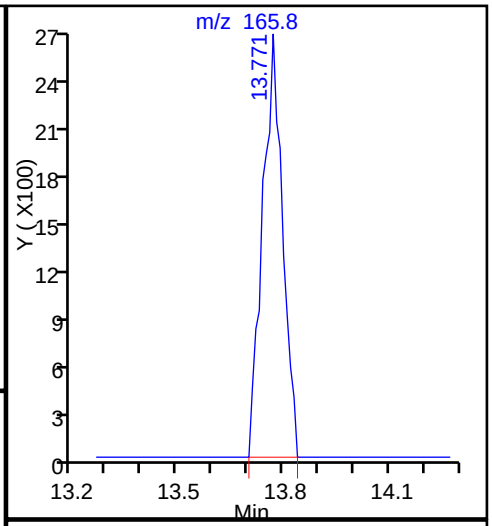

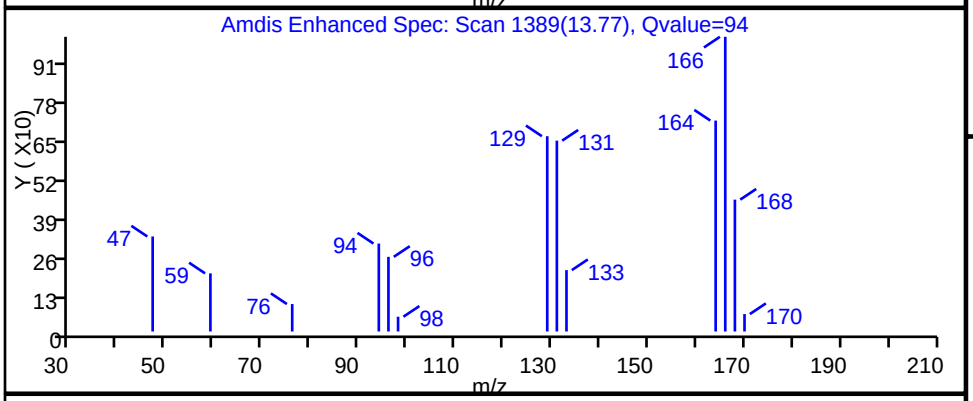

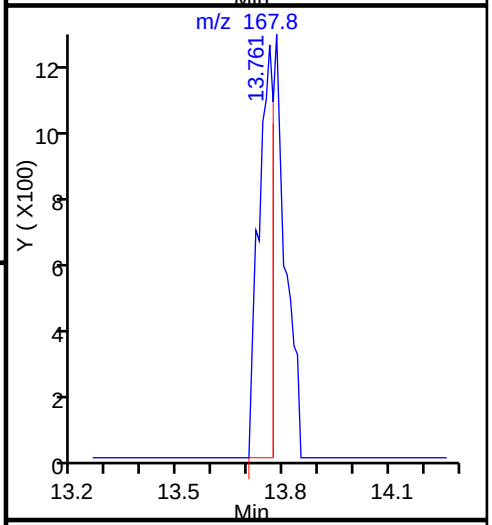

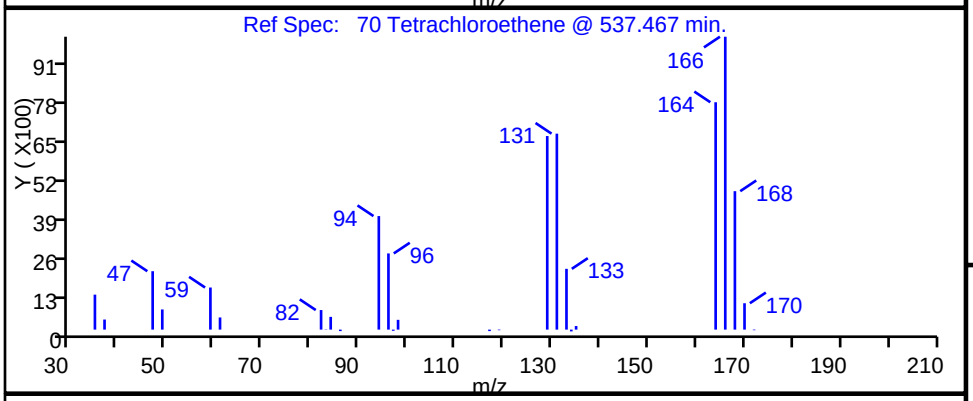

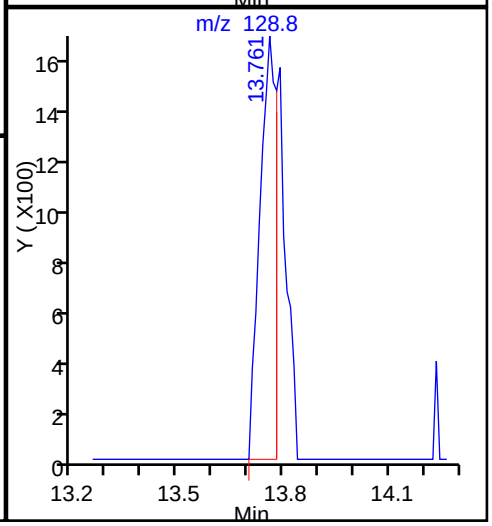

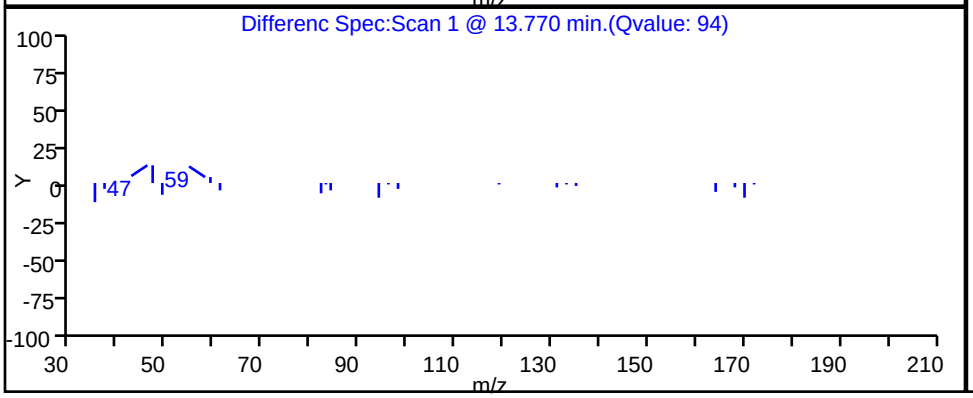

FORM I
GC/MS VOA ORGANICS ANALYSIS DATA SHEET

Lab Name: TestAmerica Burlington | Job No.: 200-29045-1

SDG No.: 200-29045

Client Sample ID: TRIP BLANK | Lab Sample ID: 200-29045-3

Matrix: Water | Lab File ID: 15008_21.D

Analysis Method: 8260C | Date Collected: 07/16/2015 00:00

Sample wt/vol: 5(mL) | Date Analyzed: 07/29/2015 22:15

Soil Aliquot Vol: | Dilution Factor: 1

Soil Extract Vol.: | GC Column: DB-624 ID: 0.53(mm)

% Moisture: | Level: (low/med) Low

Analysis Batch No.: 92008 | Units: ug/L

CAS NO.	COMPOUND NAME	RESULT	Q	LOQ	LOD	DL
75-71-8	Dichlorodifluoromethane	0.40	U Q	1.0	0.40	0.27
74-87-3	Chloromethane	0.40	U	1.0	0.40	0.34
75-01-4	Vinyl chloride	0.40	U	1.0	0.40	0.23
74-83-9	Bromomethane	0.40	U	1.0	0.40	0.34
75-00-3	Chloroethane	0.40	U	1.0	0.40	0.37
75-69-4	Trichlorofluoromethane	0.40	U	1.0	0.40	0.30
75-35-4	1,1-Dichloroethene	0.40	U	1.0	0.40	0.19
76-13-1	1,1,2-Trichloro-1,2,2-trifluoroethane	0.40	U	1.0	0.40	0.24
67-64-1	Acetone	1.9	U	5.0	1.9	1.7
74-88-4	Iodomethane	0.40	U	1.0	0.40	0.23
75-15-0	Carbon disulfide	0.36	J	1.0	0.40	0.21
79-20-9	Methyl acetate	1.9	U	5.0	1.9	0.87
75-09-2	Methylene Chloride	0.28	J B	1.0	0.40	0.23
156-60-5	trans-1,2-Dichloroethene	0.40	U	1.0	0.40	0.23
540-59-0	1,2-Dichloroethene, Total	0.40	U	2.0	0.40	0.22
1634-04-4	Methyl tert-butyl ether	0.40	U	1.0	0.40	0.21
75-34-3	1,1-Dichloroethane	0.40	U	1.0	0.40	0.21
108-05-4	Vinyl acetate	0.80	U	5.0	0.80	0.53
594-20-7	2,2-Dichloropropane	0.80	U	1.0	0.80	0.47
156-59-2	cis-1,2-Dichloroethene	0.40	U	1.0	0.40	0.22
78-93-3	2-Butanone (MEK)	1.9	U	5.0	1.9	1.3
74-97-5	Chlorobromomethane	0.40	U	1.0	0.40	0.26
109-99-9	Tetrahydrofuran	1.6	U	2.0	1.6	0.94
67-66-3	Chloroform	0.40	U	1.0	0.40	0.20
71-55-6	1,1,1-Trichloroethane	0.40	U	1.0	0.40	0.20
110-82-7	Cyclohexane	0.40	U	1.0	0.40	0.22
563-58-6	1,1-Dichloropropene	0.40	U	1.0	0.40	0.19
56-23-5	Carbon tetrachloride	0.40	U	1.0	0.40	0.22
78-83-1	Isobutyl alcohol	9.7	U	50	9.7	9.0
71-43-2	Benzene	0.40	U	1.0	0.40	0.19
107-06-2	1,2-Dichloroethane	0.40	U	1.0	0.40	0.19
79-01-6	Trichloroethene	0.40	U	1.0	0.40	0.18
108-87-2	Methylcyclohexane	0.40	U	1.0	0.40	0.20
78-87-5	1,2-Dichloropropane	0.40	U	1.0	0.40	0.24
74-95-3	Dibromomethane	0.40	U	1.0	0.40	0.24

FORM I
GC/MS VOA ORGANICS ANALYSIS DATA SHEET

Lab Name: TestAmerica Burlington | Job No.: 200-29045-1

SDG No.: 200-29045

Client Sample ID: TRIP BLANK | Lab Sample ID: 200-29045-3

Matrix: Water | Lab File ID: 15008_21.D

Analysis Method: 8260C | Date Collected: 07/16/2015 00:00

Sample wt/vol: 5(mL) | Date Analyzed: 07/29/2015 22:15

Soil Aliquot Vol: | Dilution Factor: 1

Soil Extract Vol.: | GC Column: DB-624 ID: 0.53(mm)

% Moisture: | Level: (low/med) Low

Analysis Batch No.: 92008 | Units: ug/L

CAS NO.	COMPOUND NAME	RESULT	Q	LOQ	LOD	DL
123-91-1	1,4-Dioxane	16	U	40	16	6.2
75-27-4	Dichlorobromomethane	0.40	U	1.0	0.40	0.20
110-75-8	2-Chloroethyl vinyl ether	0.40	U	1.0	0.40	0.18
10061-01-5	cis-1,3-Dichloropropene	0.40	U	1.0	0.40	0.22
108-10-1	4-Methyl-2-pentanone (MIBK)	1.9	U	5.0	1.9	0.82
108-88-3	Toluene	0.40	U	1.0	0.40	0.22
10061-02-6	trans-1,3-Dichloropropene	0.40	U	1.0	0.40	0.26
79-00-5	1,1,2-Trichloroethane	0.40	U	1.0	0.40	0.24
127-18-4	Tetrachloroethene	0.40	U	1.0	0.40	0.22
142-28-9	1,3-Dichloropropane	0.40	U	1.0	0.40	0.20
591-78-6	2-Hexanone	1.9	U	5.0	1.9	1.2
124-48-1	Chlorodibromomethane	0.40	U	1.0	0.40	0.22
106-93-4	Ethylene Dibromide	0.40	U	1.0	0.40	0.22
108-90-7	Chlorobenzene	0.40	U	1.0	0.40	0.18
630-20-6	1,1,1,2-Tetrachloroethane	0.40	U	1.0	0.40	0.20
100-41-4	Ethylbenzene	0.40	U	1.0	0.40	0.20
179601-23-1	m-Xylene & p-Xylene	0.40	U	1.0	0.40	0.21
95-47-6	o-Xylene	0.40	U	1.0	0.40	0.23
1330-20-7	Xylenes, Total	0.40	U	2.0	0.40	0.21
100-42-5	Styrene	0.40	U	1.0	0.40	0.26
75-25-2	Bromoform	0.40	U	1.0	0.40	0.23
98-82-8	Isopropylbenzene	0.40	U	1.0	0.40	0.22
108-86-1	Bromobenzene	0.40	U	1.0	0.40	0.21
79-34-5	1,1,2,2-Tetrachloroethane	0.40	U	1.0	0.40	0.27
96-18-4	1,2,3-Trichloropropane	0.40	U	1.0	0.40	0.29
103-65-1	N-Propylbenzene	0.40	U	1.0	0.40	0.19
95-49-8	2-Chlorotoluene	0.40	U	1.0	0.40	0.23
106-43-4	4-Chlorotoluene	0.40	U	1.0	0.40	0.26
108-67-8	1,3,5-Trimethylbenzene	0.40	U	1.0	0.40	0.22
98-06-6	tert-Butylbenzene	0.40	U	1.0	0.40	0.20
95-63-6	1,2,4-Trimethylbenzene	0.40	U	1.0	0.40	0.21
135-98-8	sec-Butylbenzene	0.40	U	1.0	0.40	0.21
99-87-6	4-Isopropyltoluene	0.40	U	1.0	0.40	0.22
541-73-1	1,3-Dichlorobenzene	0.40	U	1.0	0.40	0.20
106-46-7	1,4-Dichlorobenzene	0.40	U	1.0	0.40	0.26
95-50-1	1,2-Dichlorobenzene	0.40	U	1.0	0.40	0.23

FORM I
GC/MS VOA ORGANICS ANALYSIS DATA SHEET

Lab Name: TestAmerica Burlington Job No.: 200-29045-1

SDG No.: 200-29045

Client Sample ID: TRIP BLANK Lab Sample ID: 200-29045-3

Matrix: Water Lab File ID: 15008_21.D

Analysis Method: 8260C Date Collected: 07/16/2015 00:00

Sample wt/vol: 5(mL) Date Analyzed: 07/29/2015 22:15

Soil Aliquot Vol: Dilution Factor: 1

Soil Extract Vol.: GC Column: DB-624 ID: 0.53(mm)

% Moisture: Level: (low/med) Low

Analysis Batch No.: 92008 Units: ug/L

CAS NO.	COMPOUND NAME	RESULT	Q	LOQ	LOD	DL
104-51-8	n-Butylbenzene	0.40	U	1.0	0.40	0.20
96-12-8	1,2-Dibromo-3-Chloropropane	0.40	U	1.0	0.40	0.24
120-82-1	1,2,4-Trichlorobenzene	0.40	U	1.0	0.40	0.21
87-68-3	Hexachlorobutadiene	0.40	U	1.0	0.40	0.29
91-20-3	Naphthalene	0.40	U	1.0	0.40	0.31
87-61-6	1,2,3-Trichlorobenzene	0.40	U	1.0	0.40	0.26

CAS NO.	SURROGATE	%REC	Q	LIMITS
17060-07-0	1,2-Dichloroethane-d4 (Surr)	109		80-120
2037-26-5	Toluene-d8 (Surr)	108		80-120
460-00-4	4-Bromofluorobenzene	115		80-125
1868-53-7	Dibromofluoromethane (Surr)	113		50-150

TestAmerica Burlington
Target Compound Quantitation Report

Data File: \\ChromNA\Burlington\ChromData\CHL.i\20150729-15008.b\15008_21.D
Lims ID: 200-29045-B-3 Lab Sample ID: 200-29045-3
Client ID: TRIP BLANK
Sample Type: Client
Inject. Date: 29-Jul-2015 22:15:30 ALS Bottle#: 21 Worklist Smp#: 21
Purge Vol: 5.000 mL Dil. Factor: 1.0000
Sample Info: 200-0015008-021
Misc. Info.: 1,5
Operator ID: NEA Instrument ID: CHL.i

Method: \\ChromNA\Burlington\ChromData\CHL.i\20150729-15008.b\8260_L_W_Ver.2.m
Limit Group: VM_8260C_Limits
Last Update: 30-Jul-2015 16:27:01 Calib Date: 29-Jul-2015 15:49:30
Integrator: RTE ID Type: Deconvolution ID
Quant Method: Internal Standard Quant By: Initial Calibration
Last ICal File: \\ChromNA\Burlington\ChromData\CHL.i\20150729-15008.b\15008_09.D

Column 1 : DB-624 (0.53 mm) Det: MS SCAN
Process Host: XAWRK004

Compound	Sig	RT (min.)	Adj RT (min.)	Dlt RT (min.)	Q	Response	OnCol Amt ug/l	Flags
1 Dichlorodifluoromethane	85		2.552				ND	
2 Chloromethane	50	2.804	2.800	0.004	92	4652	0.1248	
3 Vinyl chloride	62		2.958				ND	
6 Bromomethane	94		3.413				ND	
7 Chloroethane	64		3.581				ND	
9 Trichlorofluoromethane	101		3.966				ND	
13 1,1-Dichloroethene	96		4.797				ND	
14 1,1,2-Trichloro-1,2,2-trif	101		4.817				ND	
15 Acetone	43		4.886				ND	
16 Iodomethane	142		5.044				ND	
17 Carbon disulfide	76	5.147	5.153	-0.006	95	33641	0.3588	
19 Methyl acetate	74		5.460				ND	
20 Methylene Chloride	84	5.612	5.598	0.014	95	9679	0.2849	
* 21 TBA-d9 (IS)	65	5.701	5.697	0.004	0	1149922	500.0	
24 trans-1,2-Dichloroethene	96		6.063				ND	
25 Methyl tert-butyl ether	73		6.092				ND	
S 26 1,2-Dichloroethene, Total	96		6.390				ND	
28 1,1-Dichloroethane	63		6.775				ND	
29 Vinyl acetate	86		6.893				ND	
* 33 2-Butanone-d5	46	7.679	7.684	-0.005	0	1683475	125.0	
34 2,2-Dichloropropane	41		7.754				ND	
35 cis-1,2-Dichloroethene	96		7.763				ND	
36 2-Butanone (MEK)	72		7.783				ND	
39 Chlorobromomethane	128		8.159				ND	
40 Tetrahydrofuran	42		8.268				ND	
41 Chloroform	83		8.307				ND	
$ 42 Dibromofluoromethane (Surr	113	8.579	8.584	-0.005	97	1435709	28.3	7
43 1,1,1-Trichloroethane	97		8.624				ND	
44 Cyclohexane	56		8.733				ND	
45 1,1-Dichloropropene	75		8.920				ND	
46 Carbon tetrachloride	117		8.930				ND	
47 Isobutyl alcohol	43		9.158				ND	

Compound	Sig	RT (min.)	Adj RT (min.)	Dlt RT (min.)	Q	Response	OnCol Amt ug/l	Flags
$ 48 1,2-Dichloroethane-d4 (Sur	65	9.142	9.158	-0.016	0	754577	27.4	
49 Benzene	78		9.267				ND	
50 1,2-Dichloroethane	62		9.286				ND	
* 52 Fluorobenzene	96	9.745	9.751	-0.006	97	2655458	25.0	
54 Trichloroethene	95		10.404				ND	
55 Methylcyclohexane	83		10.760				ND	
56 1,2-Dichloropropane	63		10.770				ND	
* 57 1,4-Dioxane-d8	96	10.952	10.967	-0.015	0	108824	500.0	
58 Dibromomethane	93		10.987				ND	
60 1,4-Dioxane	88		11.056				ND	
61 Dichlorobromomethane	83		11.274				ND	
62 2-Chloroethyl vinyl ether	63		11.837				ND	
63 cis-1,3-Dichloropropene	75		12.085				ND	
64 4-Methyl-2-pentanone (MIBK	43		12.381				ND	
$ 65 Toluene-d8 (Surr)	98	12.573	12.589	-0.016	97	2435353	27.0	
66 Toluene	92		12.718				ND	
67 trans-1,3-Dichloropropene	75		13.123				ND	
69 1,1,2-Trichloroethane	83		13.459				ND	
70 Tetrachloroethene	166		13.776				ND	
71 1,3-Dichloropropane	76		13.785				ND	
72 2-Hexanone	43		13.983				ND	
73 Chlorodibromomethane	129		14.250				ND	
74 Ethylene Dibromide	107		14.478				ND	
* 75 Chlorobenzene-d5	117	15.481	15.486	-0.005	89	2162982	25.0	
76 Chlorobenzene	112		15.555				ND	
77 1,1,1,2-Tetrachloroethane	131		15.733				ND	
78 Ethylbenzene	91		15.822				ND	
79 m-Xylene & p-Xylene	106		16.099				ND	
S 80 Xylenes, Total	106		16.620				ND	
81 o-Xylene	106		17.019				ND	
82 Styrene	104		17.058				ND	
83 Bromoform	173		17.464				ND	
84 Isopropylbenzene	105		17.899				ND	
$ 85 4-Bromofluorobenzene	95	18.170	18.186	-0.016	84	1507862	28.7	
86 Bromobenzene	156		18.443				ND	
87 1,1,2,2-Tetrachloroethane	83		18.463				ND	
88 1,2,3-Trichloropropane	110		18.522				ND	
90 N-Propylbenzene	120		18.670				ND	
91 2-Chlorotoluene	126		18.789				ND	
93 4-Chlorotoluene	126		18.957				ND	
92 1,3,5-Trimethylbenzene	105		18.957				ND	
94 tert-Butylbenzene	119		19.422				ND	
95 1,2,4-Trimethylbenzene	105	19.475	19.481	-0.006	85	2845	0.0328	7
96 sec-Butylbenzene	105		19.709				ND	
97 1,3-Dichlorobenzene	146	19.841	19.837	0.004	92	3589	0.0602	7
98 4-Isopropyltoluene	119		19.906				ND	
* 99 1,4-Dichlorobenzene-d4	152	19.911	19.916	-0.005	98	1109691	25.0	
100 1,4-Dichlorobenzene	146		19.946				ND	
102 1,2-Dichlorobenzene	146		20.381				ND	
101 n-Butylbenzene	91	20.385	20.381	0.004	90	4628	0.0507	7
103 1,2-Dibromo-3-Chloropropan	75		21.192				ND	
104 1,2,4-Trichlorobenzene	180	22.027	22.022	0.005	78	3396	0.0940	7

Compound	Sig	RT (min.)	Adj RT (min.)	Dlt RT (min.)	Q	Response	OnCol Amt ug/l	Flags
105 Hexachlorobutadiene	225		22.200				ND	
106 Naphthalene	128		22.279				ND	
107 1,2,3-Trichlorobenzene	180	22.521	22.537	-0.016	74	3691	0.1120	

QC Flag Legend

Processing Flags

7 - Failed Limit of Detection

Reagents:

8260SScorp_00015	Amount Added:	2.50	Units: uL	
8260IScorp._00017	Amount Added:	2.50	Units: uL	Run Reagent

Report Date: 30-Jul-2015 16:27:02 Chrom Revision: 2.2 09-Jul-2015 10:16:20

TestAmerica Burlington

Data File: \\ChromNA\Burlington\ChromData\CHL.i\20150729-15008.b\15008_21.D

Injection Date:	29-Jul-2015 22:15:30	Instrument ID:	CHL.i	Operator ID:	NEA
Lims ID:	200-29045-B-3	Lab Sample ID:	200-29045-3	Worklist Smp#:	21
Client ID:	TRIP BLANK				
Purge Vol:	5.000 mL	Dil. Factor:	1.0000	ALS Bottle#:	21
Method:	8260_L_W_Ver.2	Limit Group:	VM_8260C_Limits		

Column: DB-624 (0.53 mm)

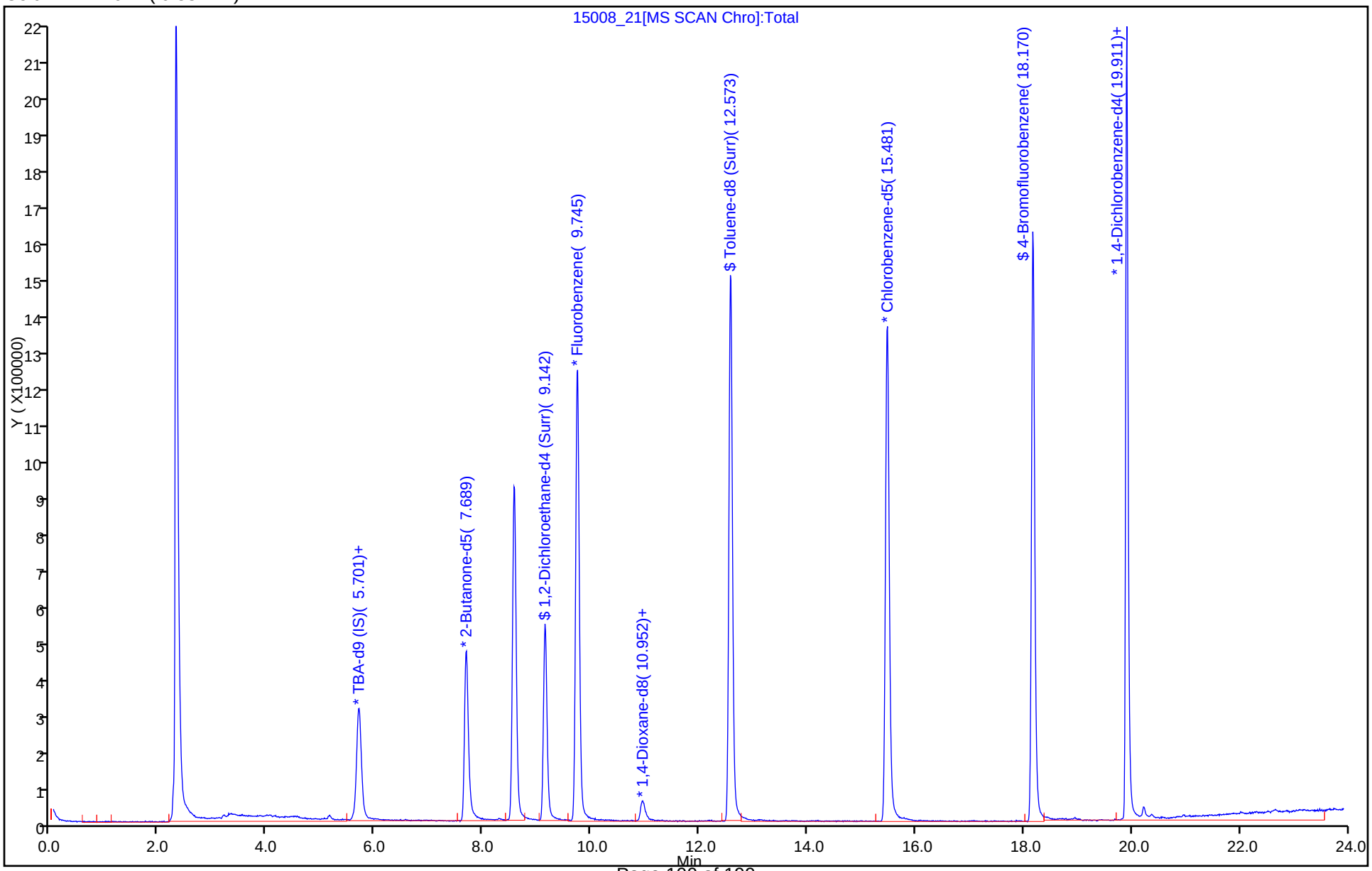

Report Date: 30-Jul-2015 16:27:02 Chrom Revision: 2.2 09-Jul-2015 10:16:20

TestAmerica Burlington

Data File: \\ChromNA\Burlington\ChromData\CHL.i\20150729-15008.b\15008_21.D

Injection Date:	29-Jul-2015 22:15:30	Instrument ID:	CHL.i		
Lims ID:	200-29045-B-3	Lab Sample ID:	200-29045-3		
Client ID:	TRIP BLANK				
Operator ID:	NEA	ALS Bottle#:	21	Worklist Smp#:	21
Purge Vol:	5.000 mL	Dil. Factor:	1.0000		
Method:	8260_L_W_Ver.2	Limit Group:	VM_8260C_Limits		
Column:	DB-624 (0.53 mm)	Detector	MS SCAN		

17 Carbon disulfide, CAS: 75-15-0

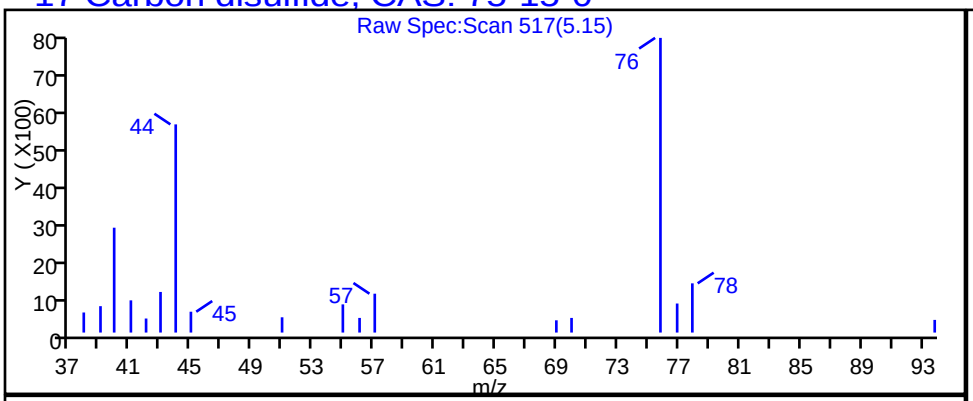

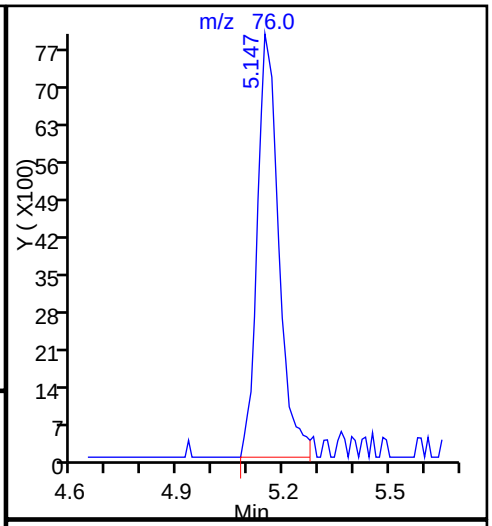

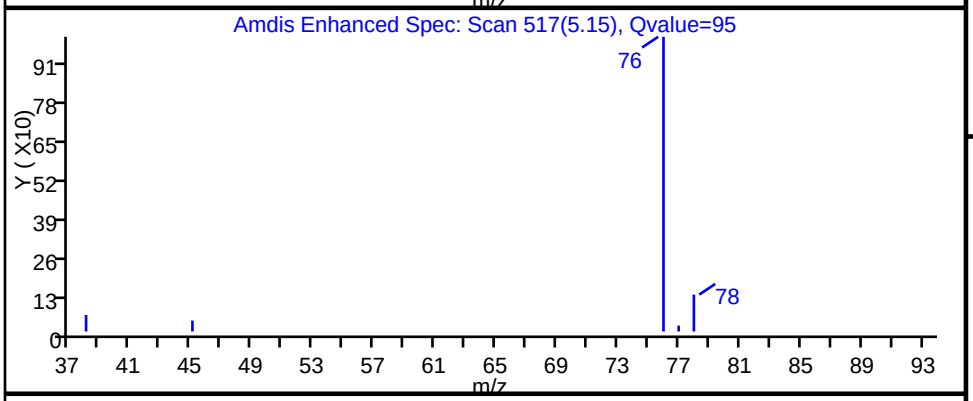

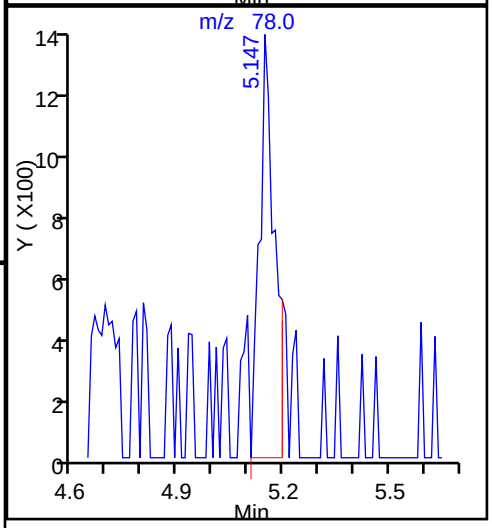

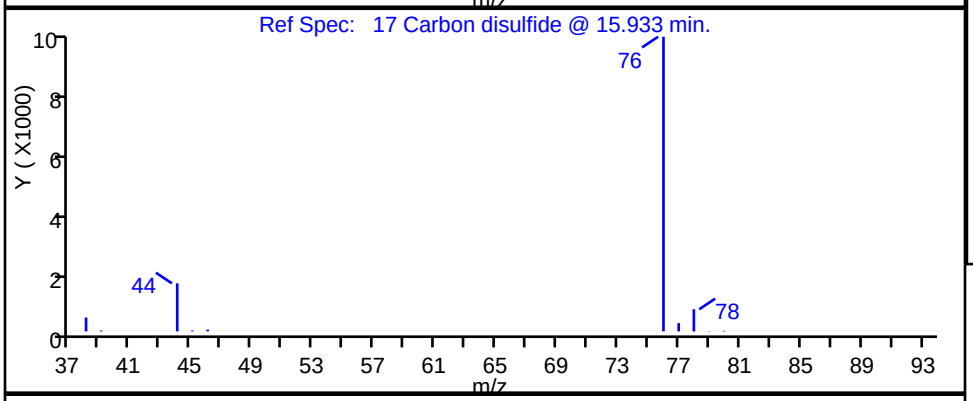

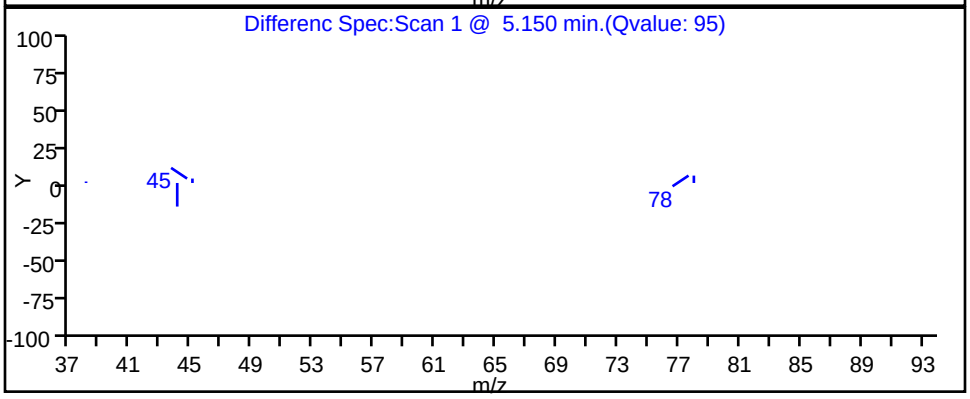

Report Date: 30-Jul-2015 16:27:02 Chrom Revision: 2.2 09-Jul-2015 10:16:20

TestAmerica Burlington

Data File: \\ChromNA\Burlington\ChromData\CHL.i\20150729-15008.b\15008_21.D

Injection Date:	29-Jul-2015 22:15:30	Instrument ID:	CHL.i		
Lims ID:	200-29045-B-3	Lab Sample ID:	200-29045-3		
Client ID:	TRIP BLANK				
Operator ID:	NEA	ALS Bottle#:	21	Worklist Smp#:	21
Purge Vol:	5.000 mL	Dil. Factor:	1.0000		
Method:	8260_L_W_Ver.2	Limit Group:	VM_8260C_Limits		
Column:	DB-624 (0.53 mm)	Detector	MS SCAN		

20 Methylene Chloride, CAS: 75-09-2

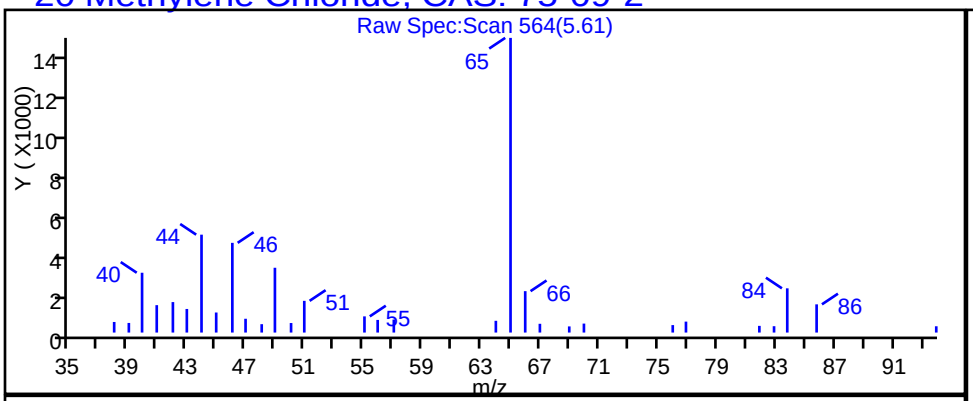

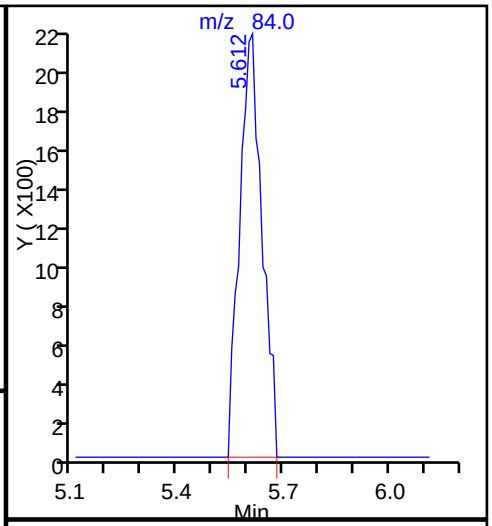

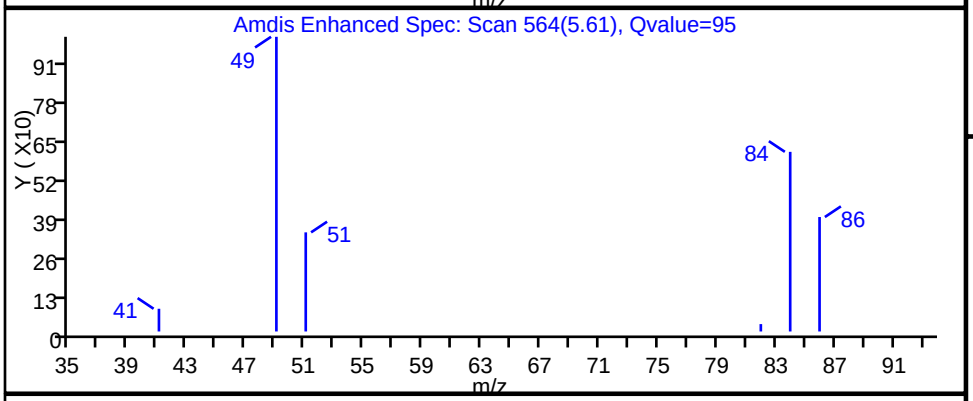

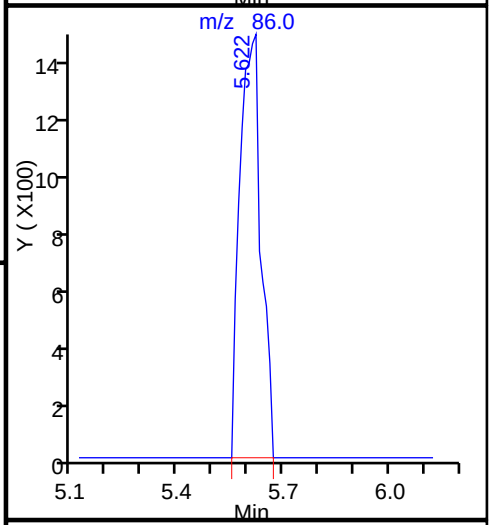

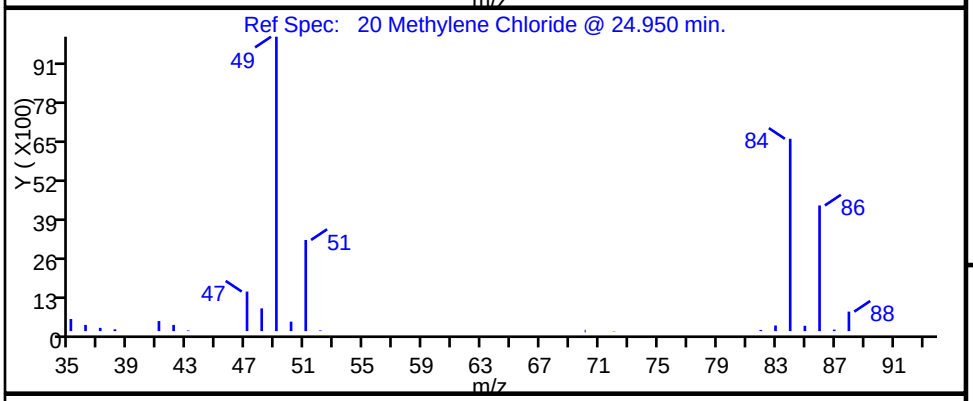

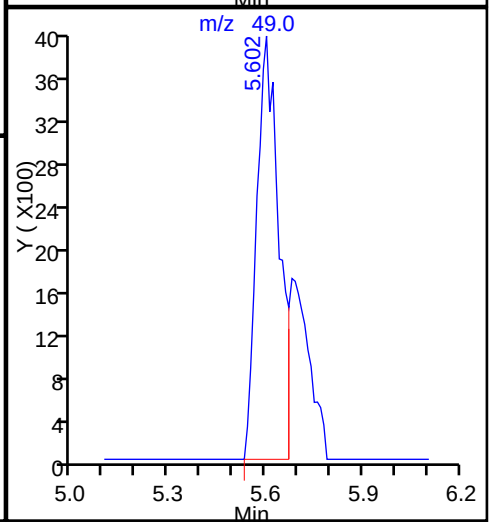

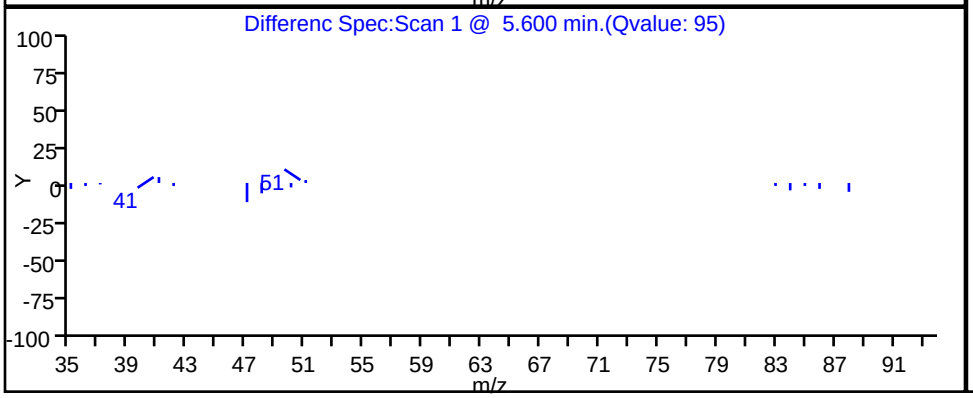

FORM VI
GC/MS VOA INITIAL CALIBRATION DATA
INTERNAL STANDARD CURVE EVALUATION

Lab Name: TestAmerica Burlington Job No.: 200-29045-1 Analy Batch No.: 92008

SDG No.: 200-29045

Instrument ID: CHL.i GC Column: DB-624 ID: 0.53(mm) Heated Purge: (Y/N) N

Calibration Start Date: 07/29/2015 12:33 Calibration End Date: 07/29/2015 15:49 Calibration ID: 31572

Calibration Files:

LEVEL:	LAB SAMPLE ID:	LAB FILE ID:
Level 1	IC 200-92008/3	15008_03.D
Level 2	IC 200-92008/4	15008_04.D
Level 3	IC 200-92008/5	15008_05.D
Level 4	IC 200-92008/6	15008_06.D
Level 5	ICIS 200-92008/7	15008_07.D
Level 6	IC 200-92008/8	15008_08.D
Level 7	IC 200-92008/9	15008_09.D

ANALYTE	RRF					CURVE TYPE	COEFFICIENT			#	MIN RRF	%RSD	#	MAX %RSD	R^2 OR COD	#	MIN R^2 OR COD
	LVL 1 LVL 6	LVL 2 LVL 7	LVL 3	LVL 4	LVL 5		B	M1	M2								
Dichlorodifluoromethane	+++++ 0.4463	0.4288 0.4366	0.4461	0.4419	0.4590	Ave		0.4431			0.1000	2.3		20.0			
Chloromethane	+++++ 0.3243	0.4178 0.3250	0.3657	0.3501	0.3231	Ave		0.3510			0.1000	10.5		20.0			
Vinyl chloride	0.4372 0.3506	0.3249 0.3470	0.3468	0.3416	0.3563	Ave		0.3578			0.1000	10.2		20.0			
Butadiene	+++++ 0.2642	0.2627 0.2589	0.2579	0.2583	0.2737	Ave		0.2626				2.3		20.0			
Bromomethane	+++++ 0.2256	0.2569 0.2357	0.2110	0.2095	0.2126	Ave		0.2252			0.1000	8.2		20.0			
Chloroethane	+++++ 0.2115	0.2265 0.1992	0.2229	0.2108	0.2177	Ave		0.2148			0.1000	4.6		20.0			
Dichlorofluoromethane	+++++ 0.7505	0.7257 0.7363	0.7430	0.7235	0.7642	Ave		0.7405				2.1		20.0			
Trichlorofluoromethane	+++++ 0.5577	0.5369 0.5398	0.5375	0.5374	0.5722	Ave		0.5469			0.1000	2.7		20.0			
1,2-Dichloro-1,1,2-trifluoroethane	+++++ 0.8080	0.7274 0.8011	0.7720	0.7601	0.8312	Ave		0.7833				4.8		20.0			
Ethyl ether	+++++ 0.2126	0.1861 0.2061	0.2045	0.1954	0.2142	Ave		0.2032				5.3		20.0			
Acrolein	+++++ 0.0155	0.0118 0.0143	0.0176	0.0155	0.0145	Ave		0.0149				13.0		20.0			
1,1-Dichloroethene	+++++ 0.3137	0.2665 0.3136	0.2992	0.2918	0.3180	Ave		0.3005			0.1000	6.5		20.0			
1,1,2-Trichloro-1,2,2-trifluoroethane	+++++ 0.6314	0.5259 0.6260	0.5879	0.5829	0.6483	Ave		0.6004			0.1000	7.4		20.0			
Acetone	+++++ 0.7329	0.6789 0.6988	0.7278	0.6779	0.7575	Ave		0.7123			0.1000	4.5		20.0			

Note: The m1 coefficient is the same as Ave RRF for an Ave curve type.

FORM VI
GC/MS VOA INITIAL CALIBRATION DATA
INTERNAL STANDARD CURVE EVALUATION

Lab Name: TestAmerica Burlington Job No.: 200-29045-1 Analy Batch No.: 92008

SDG No.: 200-29045

Instrument ID: CHL.i GC Column: DB-624 ID: 0.53(mm) Heated Purge: (Y/N) N

Calibration Start Date: 07/29/2015 12:33 Calibration End Date: 07/29/2015 15:49 Calibration ID: 31572

ANALYTE	RRF					CURVE TYPE	COEFFICIENT			#	MIN RRF	%RSD	#	MAX %RSD	R^2 OR COD	#	MIN R^2 OR COD
	LVL 1 LVL 6	LVL 2 LVL 7	LVL 3	LVL 4	LVL 5		B	M1	M2								
Iodomethane	+++++ 0.4081	0.3284 0.4237	0.3069	0.2824	0.3558	Ave		0.3509				16.0		20.0			
Carbon disulfide	+++++ 0.8585	0.9811 0.8594	0.9007	0.8240	0.8732	Ave		0.8828			0.1000	6.1		20.0			
3-Chloro-1-propene	+++++ 0.6101	0.5724 0.5890	0.5972	0.5760	0.6245	Ave		0.5948				3.4		20.0			
Methyl acetate	+++++ 0.2940	0.2252 0.2988	0.2644	0.2611	0.2938	Ave		0.2729			0.1000	10.4		20.0			
Methylene Chloride	+++++ 0.2939	0.4024 0.2894	0.3415	0.2971	0.2950	Ave		0.3199			0.1000	14.0		20.0			
2-Methyl-2-propanol	+++++ 0.8929	+++++ 0.8891	0.8435	0.7779	0.8878	Ave		0.8582				5.7		20.0			
Acrylonitrile	+++++ 0.0739	0.0475 0.0727	0.0561	0.0575	0.0720	Ave		0.0633				17.5		20.0			
trans-1,2-Dichloroethene	+++++ 0.3318	0.2815 0.3283	0.3097	0.3042	0.3339	Ave		0.3149			0.1000	6.5		20.0			
Methyl tert-butyl ether	+++++ 0.6849	0.5904 0.6651	0.6348	0.6221	0.6876	Ave		0.6475			0.1000	5.9		20.0			
Hexane	+++++ 0.4652	0.4160 0.4594	0.4552	0.4304	0.4778	Ave		0.4507				5.1		20.0			
1,1-Dichloroethane	+++++ 0.6661	0.6001 0.6685	0.6281	0.6185	0.6773	Ave		0.6431			0.2000	4.9		20.0			
Vinyl acetate	+++++ 0.0476	0.0330 0.0415	0.0380	0.0426	0.0451	Ave		0.0413				12.6		20.0			
2-Chloro-1,3-butadiene	+++++ 0.4689	0.4156 0.4641	0.4480	0.4279	0.4785	Ave		0.4505				5.5		20.0			
Isopropyl ether	+++++ 1.4384	1.2989 1.4183	1.3178	1.2959	1.4453	Ave		1.3691				5.3		20.0			
Tert-butyl ethyl ether	+++++ 1.0127	0.7779 0.9791	0.8655	0.8780	1.0475	Ave		0.9268				11.1		20.0			
2,2-Dichloropropane	+++++ 0.3295	0.4246 0.3143	0.4055	0.3525	0.3508	Ave		0.3629				11.9		20.0			
cis-1,2-Dichloroethene	+++++ 0.3324	0.2933 0.3302	0.3068	0.3070	0.3370	Ave		0.3178			0.1000	5.6		20.0			
2-Butanone (MEK)	+++++ 0.2101	0.1991 0.2062	0.2042	0.1982	0.2120	Ave		0.2050			0.1000	2.8		20.0			
Propionitrile	+++++ 0.0255	0.0183 0.0249	0.0225	0.0248	0.0245	Ave		0.0234				11.6		20.0			
Methacrylonitrile	+++++ 0.0865	0.0703 0.0838	0.0694	0.0790	0.0853	Ave		0.0790				9.6		20.0			

Note: The m1 coefficient is the same as Ave RRF for an Ave curve type.

FORM VI
GC/MS VOA INITIAL CALIBRATION DATA
INTERNAL STANDARD CURVE EVALUATION

Lab Name: TestAmerica Burlington Job No.: 200-29045-1 Analy Batch No.: 92008

SDG No.: 200-29045

Instrument ID: CHL.i GC Column: DB-624 ID: 0.53(mm) Heated Purge: (Y/N) N

Calibration Start Date: 07/29/2015 12:33 Calibration End Date: 07/29/2015 15:49 Calibration ID: 31572

ANALYTE	RRF					CURVE TYPE	COEFFICIENT			#	MIN RRF	%RSD	#	MAX %RSD	R^2 OR COD	#	MIN R^2 OR COD
	LVL 1 LVL 6	LVL 2 LVL 7	LVL 3	LVL 4	LVL 5		B	M1	M2								
Chlorobromomethane	+++++ 0.1826	0.1683 0.1669	0.1790	0.1740	0.1987	Ave		0.1783				6.6		20.0			
Tetrahydrofuran	+++++ 0.0900	0.0716 0.0885	0.0740	0.0824	0.0861	Ave		0.0821				9.4		20.0			
Chloroform	+++++ 0.6059	0.5224 0.5941	0.5576	0.5514	0.6166	Ave		0.5747			0.2000	6.4		20.0			
1,1,1-Trichloroethane	+++++ 0.5079	0.4389 0.4966	0.4585	0.4704	0.5138	Ave		0.4810			0.1000	6.2		20.0			
Cyclohexane	+++++ 0.6108	0.5367 0.6094	0.5649	0.5621	0.6183	Ave		0.5837			0.1000	5.7		20.0			
1,1-Dichloropropene	+++++ 0.4881	0.4039 0.4856	0.4531	0.4457	0.4969	Ave		0.4622				7.6		20.0			
Carbon tetrachloride	+++++ 0.4684	0.3538 0.4622	0.4190	0.4228	0.4776	Ave		0.4340			0.1000	10.6		20.0			
Isobutyl alcohol	+++++ 0.0135	+++++ 0.0131	0.0117	0.0118	0.0130	Ave		0.0126				6.2		20.0			
Benzene	+++++ 0.9455	0.8145 0.9473	0.8646	0.8621	0.9494	Ave		0.8972			0.5000	6.4		20.0			
1,2-Dichloroethane	+++++ 0.3288	0.2731 0.3128	0.2994	0.2998	0.3295	Ave		0.3072			0.1000	6.9		20.0			
Tert-amyl methyl ether	+++++ 0.7965	0.6751 0.7814	0.7319	0.7250	0.7993	Ave		0.7515				6.6		20.0			
n-Heptane	+++++ 0.5495	0.4999 0.5411	0.5370	0.5077	0.5558	Ave		0.5318				4.3		20.0			
Trichloroethene	+++++ 0.3962	0.3435 0.4007	0.3680	0.3612	0.4058	Ave		0.3792			0.2000	6.7		20.0			
Methylcyclohexane	+++++ 0.4901	0.4316 0.4870	0.4560	0.4455	0.4997	Ave		0.4683			0.1000	5.9		20.0			
1,2-Dichloropropane	+++++ 0.4188	0.3773 0.4124	0.3856	0.3782	0.4199	Ave		0.3987			0.1000	5.1		20.0			
Dibromomethane	+++++ 0.3047	0.2617 0.2990	0.2745	0.2743	0.3060	Ave		0.2867				6.6		20.0			
Methyl methacrylate	+++++ 0.3571	0.3100 0.3480	0.3097	0.3170	0.3443	Ave		0.3310				6.4		20.0			
1,4-Dioxane	+++++ 1.0339	+++++ +++++	0.9589	0.9555	1.1015	Ave		1.0124				6.9		20.0			
Dichlorobromomethane	+++++ 0.6245	0.5193 0.6111	0.5447	0.5536	0.6283	Ave		0.5802			0.2000	8.0		20.0			
2-Chloroethyl vinyl ether	+++++ 0.2087	0.1639 0.2096	0.1733	0.1767	0.2032	Ave		0.1892				10.7		20.0			

Note: The m1 coefficient is the same as Ave RRF for an Ave curve type.

FORM VI
GC/MS VOA INITIAL CALIBRATION DATA
INTERNAL STANDARD CURVE EVALUATION

Lab Name: TestAmerica Burlington Job No.: 200-29045-1 Analy Batch No.: 92008

SDG No.: 200-29045

Instrument ID: CHL.i GC Column: DB-624 ID: 0.53(mm) Heated Purge: (Y/N) N

Calibration Start Date: 07/29/2015 12:33 Calibration End Date: 07/29/2015 15:49 Calibration ID: 31572

ANALYTE	RRF					CURVE TYPE	COEFFICIENT			#	MIN RRF	%RSD	#	MAX %RSD	R^2 OR COD	#	MIN R^2 OR COD
	LVL 1 LVL 6	LVL 2 LVL 7	LVL 3	LVL 4	LVL 5		B	M1	M2								
cis-1,3-Dichloropropene	0.6223 0.5294	0.4460 0.5131	0.4572	0.4655	0.5282	Ave		0.5088			0.2000	12.0		20.0			
4-Methyl-2-pentanone (MIBK)	+++++ 2.7094	2.2091 2.6517	2.5956	2.5136	2.7653	Ave		2.5741			0.1000	7.7		20.0			
Toluene	+++++ 0.7685	0.6397 0.7659	0.6924	0.6971	0.7722	Ave		0.7227			0.4000	7.5		20.0			
trans-1,3-Dichloropropene	0.6494 0.5248	0.4344 0.5120	0.4754	0.4775	0.5154	Ave		0.5127			0.1000	13.2		20.0			
Ethyl methacrylate	+++++ 0.3210	0.2898 0.3105	0.2855	0.2896	0.3167	Ave		0.3022				5.2		20.0			
1,1,2-Trichloroethane	+++++ 0.3607	0.3092 0.3530	0.3180	0.3235	0.3600	Ave		0.3374			0.1000	6.8		20.0			
Tetrachloroethene	+++++ 0.5768	0.4577 0.5757	0.5200	0.5164	0.5827	Ave		0.5382			0.2000	9.2		20.0			
1,3-Dichloropropane	+++++ 0.6860	0.5802 0.6770	0.6102	0.6182	0.6913	Ave		0.6438				7.3		20.0			
2-Hexanone	+++++ 2.1641	1.7689 2.0936	2.0831	1.9920	2.2253	Ave		2.0545			0.1000	7.8		20.0			
Chlorodibromomethane	0.6866 0.6610	0.4852 0.6536	0.5286	0.5603	0.6578	Ave		0.6047			0.1000	13.0		20.0			
Ethylene Dibromide	+++++ 0.6020	0.4661 0.5857	0.5215	0.5159	0.5958	Ave		0.5478			0.1000	10.0		20.0			
Chlorobenzene	+++++ 0.9501	0.8048 0.9460	0.8703	0.8720	0.9595	Ave		0.9005			0.5000	6.8		20.0			
1,1,1,2-Tetrachloroethane	+++++ 0.4780	0.3778 0.4743	0.4213	0.4208	0.4803	Ave		0.4421				9.5		20.0			
Ethylbenzene	+++++ 1.5489	1.2920 1.5595	1.3759	1.3903	1.5520	Ave		1.4531			0.1000	7.9		20.0			
m-Xylene & p-Xylene	+++++ 0.5697	0.4678 0.5673	0.4967	0.4915	0.5735	Ave		0.5277			0.1000	9.0		20.0			
o-Xylene	+++++ 0.5382	0.4324 0.5363	0.4962	0.4912	0.5458	Ave		0.5067			0.3000	8.5		20.0			
Styrene	+++++ 0.8111	0.6427 0.8137	0.6897	0.7098	0.8058	Ave		0.7455			0.3000	10.0		20.0			
Bromoform	+++++ 0.4826	0.3145 0.4803	0.3714	0.3858	0.4709	Ave		0.4176			0.1000	16.9		20.0			
Isopropylbenzene	+++++ 2.7868	2.4441 2.7811	2.6804	2.6394	2.9027	Ave		2.7057			0.1000	5.8		20.0			
Bromobenzene	+++++ 0.8602	0.6976 0.8451	0.8077	0.7919	0.8821	Ave		0.8141				8.1		20.0			

Note: The m1 coefficient is the same as Ave RRF for an Ave curve type.

FORM VI
GC/MS VOA INITIAL CALIBRATION DATA
INTERNAL STANDARD CURVE EVALUATION

Lab Name: TestAmerica Burlington Job No.: 200-29045-1 Analy Batch No.: 92008

SDG No.: 200-29045

Instrument ID: CHL.i GC Column: DB-624 ID: 0.53(mm) Heated Purge: (Y/N) N

Calibration Start Date: 07/29/2015 12:33 Calibration End Date: 07/29/2015 15:49 Calibration ID: 31572

ANALYTE	RRF					CURVE TYPE	COEFFICIENT			#	MIN RRF	%RSD	#	MAX %RSD	R^2 OR COD	#	MIN R^2 OR COD
	LVL 1 LVL 6	LVL 2 LVL 7	LVL 3	LVL 4	LVL 5		B	M1	M2								
1,1,2,2-Tetrachloroethane	1.5678 1.2421	1.0918 1.1806	1.1949	1.1719	1.2519	Ave		1.2430			0.3000	12.3		20.0			
1,2,3-Trichloropropane	+++++ 0.2932	0.2588 0.2814	0.2771	0.2813	0.2993	Ave		0.2818				5.0		20.0			
trans-1,4-Dichloro-2-butene	+++++ 0.2390	0.2225 0.2293	0.2190	0.2312	0.2693	Ave		0.2350				7.7		20.0			
N-Propylbenzene	+++++ 0.7146	0.6199 0.7173	0.6579	0.6640	0.7359	Ave		0.6849				6.5		20.0			
2-Chlorotoluene	+++++ 0.6536	0.5599 0.6525	0.6456	0.6234	0.6783	Ave		0.6356				6.5		20.0			
1,3,5-Trimethylbenzene	+++++ 2.0428	1.7352 2.0490	1.9246	1.9141	2.0969	Ave		1.9604				6.7		20.0			
4-Chlorotoluene	+++++ 0.6807	0.5716 0.6766	0.6566	0.6399	0.6849	Ave		0.6517				6.6		20.0			
tert-Butylbenzene	+++++ 2.2070	1.9109 2.2135	2.0951	2.0918	2.2853	Ave		2.1339				6.2		20.0			
1,2,4-Trimethylbenzene	+++++ 2.0242	1.7929 2.0495	1.9010	1.8779	2.0836	Ave		1.9549				5.9		20.0			
sec-Butylbenzene	+++++ 3.0933	2.6353 3.1160	2.9479	2.8833	3.1834	Ave		2.9765				6.7		20.0			
1,3-Dichlorobenzene	+++++ 1.4080	1.2426 1.3976	1.3030	1.2821	1.4236	Ave		1.3428			0.6000	5.7		20.0			
4-Isopropyltoluene	+++++ 2.4114	2.0387 2.4476	2.2795	2.2177	2.4685	Ave		2.3105				7.2		20.0			
1,4-Dichlorobenzene	+++++ 1.4721	1.3851 1.4761	1.4516	1.4039	1.5409	Ave		1.4550			0.5000	3.8		20.0			
1,2-Dichlorobenzene	+++++ 1.3024	1.1928 1.2941	1.2426	1.2252	1.3446	Ave		1.2669			0.4000	4.4		20.0			
n-Butylbenzene	+++++ 2.1504	1.8422 2.2404	1.9827	1.9429	2.1910	Ave		2.0583				7.7		20.0			
1,2-Dibromo-3-Chloropropane	+++++ 0.2310	0.1954 0.2196	0.1933	0.2066	0.2310	Ave		0.2128			0.0500	8.0		20.0			
1,2,4-Trichlorobenzene	+++++ 0.8622	0.7522 0.8756	0.7672	0.7598	0.8684	Ave		0.8142			0.2000	7.4		20.0			
Hexachlorobutadiene	+++++ 0.4749	0.4713 0.4725	0.4817	0.4445	0.4871	Ave		0.4720				3.1		20.0			
Naphthalene	+++++ 1.6843	1.5170 1.6719	1.5697	1.5283	1.6920	Ave		1.6105				5.0		20.0			
1,2,3-Trichlorobenzene	+++++ 0.7713	0.7013 0.7765	0.7151	0.7082	0.7822	Ave		0.7424				5.1		20.0			

Note: The m1 coefficient is the same as Ave RRF for an Ave curve type.

FORM VI
GC/MS VOA INITIAL CALIBRATION DATA
INTERNAL STANDARD CURVE EVALUATION

Lab Name: TestAmerica Burlington Job No.: 200-29045-1 Analy Batch No.: 92008

SDG No.: 200-29045

Instrument ID: CHL.i GC Column: DB-624 ID: 0.53(mm) Heated Purge: (Y/N) N

Calibration Start Date: 07/29/2015 12:33 Calibration End Date: 07/29/2015 15:49 Calibration ID: 31572

ANALYTE	RRF					CURVE TYPE	COEFFICIENT			#	MIN RRF	%RSD	#	MAX %RSD	R^2 OR COD	#	MIN R^2 OR COD
	LVL 1 LVL 6	LVL 2 LVL 7	LVL 3	LVL 4	LVL 5		B	M1	M2								
Dibromofluoromethane (Surr)	+++++ 0.5122	0.4315 0.4996	0.4621	0.4504	0.5123	Ave		0.4780				7.2		20.0			
1,2-Dichloroethane-d4 (Surr)	+++++ 0.2628	0.2615 0.2536	0.2557	0.2566	0.2682	Ave		0.2597				2.1		20.0			
Toluene-d8 (Surr)	+++++ 1.1048	0.9249 1.1083	1.0033	0.9936	1.1151	Ave		1.0417				7.6		20.0			
4-Bromofluorobenzene	+++++ 1.2195	1.0690 1.2021	1.1958	1.1509	1.2554	Ave		1.1821				5.5		20.0			

Note: The m1 coefficient is the same as Ave RRF for an Ave curve type.

FORM VI
GC/MS VOA INITIAL CALIBRATION DATA
INTERNAL STANDARD RESPONSE AND CONCENTRATION

Lab Name: TestAmerica Burlington Job No.: 200-29045-1 Analy Batch No.: 92008

SDG No.: 200-29045

Instrument ID: CHL.i GC Column: DB-624 ID: 0.53(mm) Heated Purge: (Y/N) N

Calibration Start Date: 07/29/2015 12:33 Calibration End Date: 07/29/2015 15:49 Calibration ID: 31572

Calibration Files:

LEVEL:	LAB SAMPLE ID:	LAB FILE ID:
Level 1	IC 200-92008/3	15008_03.D
Level 2	IC 200-92008/4	15008_04.D
Level 3	IC 200-92008/5	15008_05.D
Level 4	IC 200-92008/6	15008_06.D
Level 5	ICIS 200-92008/7	15008_07.D
Level 6	IC 200-92008/8	15008_08.D
Level 7	IC 200-92008/9	15008_09.D

ANALYTE	IS REF	CURVE TYPE	RESPONSE					CONCENTRATION (UG/L)				
			LVL 1 LVL 6	LVL 2 LVL 7	LVL 3	LVL 4	LVL 5	LVL 1 LVL 6	LVL 2 LVL 7	LVL 3	LVL 4	LVL 5
Dichlorodifluoromethane	FB	Ave	+++++ 2590716	37435 5320305	91750	233062	1292763	+++++ 50.0	0.827 100	1.88	4.80	24.8
Chloromethane	FB	Ave	+++++ 1882475	36473 3960004	75208	184638	910164	+++++ 50.0	0.827 100	1.88	4.80	24.8
Vinyl chloride	FB	Ave	19132 2035270	28364 4228333	71325	180160	1003549	0.405 50.0	0.827 100	1.88	4.80	24.8
Butadiene	FB	Ave	+++++ 1533926	22934 3154864	53048	136240	771037	+++++ 50.0	0.827 100	1.88	4.80	24.8
Bromomethane	FB	Ave	+++++ 1309938	22424 2872253	43396	110462	598896	+++++ 50.0	0.827 100	1.88	4.80	24.8
Chloroethane	FB	Ave	+++++ 1228008	19772 2427517	45842	111155	613172	+++++ 50.0	0.827 100	1.88	4.80	24.8
Dichlorofluoromethane	FB	Ave	+++++ 4356660	63359 8972273	152814	381550	2152615	+++++ 50.0	0.827 100	1.88	4.80	24.8
Trichlorofluoromethane	FB	Ave	+++++ 3237555	46876 6578290	110540	283407	1611636	+++++ 50.0	0.827 100	1.88	4.80	24.8
1,2-Dichloro-1,1,2-trifluoroethane	FB	Ave	+++++ 4690727	63503 9761876	158767	400855	2341328	+++++ 50.0	0.827 100	1.88	4.80	24.8
Ethyl ether	FB	Ave	+++++ 1234387	16251 2511873	42057	103069	603376	+++++ 50.0	0.827 100	1.88	4.80	24.8
Acrolein	FB	Ave	+++++ 449992	5131 869939	18131	40800	203572	+++++ 250	4.13 500	9.41	24.0	124
1,1-Dichloroethene	FB	Ave	+++++ 1821391	23268 3821278	61533	153863	895709	+++++ 50.0	0.827 100	1.88	4.80	24.8
1,1,2-Trichloro-1,2,2-trifluoroethane	FB	Ave	+++++ 3665742	45908 7628426	120918	307408	1826018	+++++ 50.0	0.827 100	1.88	4.80	24.8
Acetone	BUT	Ave	+++++ 3032492	39779 5900555	98847	246306	1466457	+++++ 250	4.14 501	9.42	24.0	124
Iodomethane	FB	Ave	+++++ 2368926	28671 5162962	63115	148916	1002091	+++++ 50.0	0.827 100	1.88	4.80	24.8

FORM VI
GC/MS VOA INITIAL CALIBRATION DATA
INTERNAL STANDARD RESPONSE AND CONCENTRATION

Lab Name: TestAmerica Burlington Job No.: 200-29045-1 Analy Batch No.: 92008

SDG No.: 200-29045

Instrument ID: CHL.i GC Column: DB-624 ID: 0.53(mm) Heated Purge: (Y/N) N

Calibration Start Date: 07/29/2015 12:33 Calibration End Date: 07/29/2015 15:49 Calibration ID: 31572

ANALYTE	IS REF	CURVE TYPE	RESPONSE					CONCENTRATION (UG/L)				
			LVL 1 LVL 6	LVL 2 LVL 7	LVL 3	LVL 4	LVL 5	LVL 1 LVL 6	LVL 2 LVL 7	LVL 3	LVL 4	LVL 5
Carbon disulfide	FB	Ave	+++++ 4984066	85656 10472434	185235	434519	2459586	+++++ 50.0	0.827 100	1.88	4.80	24.8
3-Chloro-1-propene	FB	Ave	+++++ 3541744	49970 7177121	122819	303734	1758872	+++++ 50.0	0.827 100	1.88	4.80	24.8
Methyl acetate	BUT	Ave	+++++ 1216753	13194 2522746	35907	94858	568682	+++++ 250	4.14 501	9.42	24.0	124
Methylene Chloride	FB	Ave	+++++ 1706008	35130 3527209	70236	156663	830834	+++++ 50.0	0.827 100	1.88	4.80	24.8
2-Methyl-2-propanol	TBA	Ave	+++++ 1286918	+++++ 2583070	41655	102155	599204	+++++ 500	+++++ 1001	18.8	48.0	248
Acrylonitrile	FB	Ave	+++++ 4287451	41492 8855413	115404	303096	2028754	+++++ 500	8.27 1001	18.8	48.0	248
trans-1,2-Dichloroethene	FB	Ave	+++++ 1926070	24576 4000858	63702	160423	940472	+++++ 50.0	0.827 100	1.88	4.80	24.8
Methyl tert-butyl ether	FB	Ave	+++++ 3975867	51547 8105107	130556	328071	1936648	+++++ 50.0	0.827 100	1.88	4.80	24.8
Hexane	FB	Ave	+++++ 2700889	36315 5598548	93607	226965	1345722	+++++ 50.0	0.827 100	1.88	4.80	24.8
1,1-Dichloroethane	FB	Ave	+++++ 3867023	52392 8146561	129176	326193	1907686	+++++ 50.0	0.827 100	1.88	4.80	24.8
Vinyl acetate	FB	Ave	+++++ 552851	5767 1010779	15642	44962	253848	+++++ 100.0	1.65 200	3.77	9.61	49.6
2-Chloro-1,3-butadiene	FB	Ave	+++++ 2721889	36287 5655435	92140	225648	1347746	+++++ 50.0	0.827 100	1.88	4.80	24.8
Isopropyl ether	FB	Ave	+++++ 8350276	113394 17283255	271022	683405	4070896	+++++ 50.0	0.827 100	1.88	4.80	24.8
Tert-butyl ethyl ether	FB	Ave	+++++ 5879179	67915 11931054	177998	463020	2950549	+++++ 50.0	0.827 100	1.88	4.80	24.8
2,2-Dichloropropane	FB	Ave	+++++ 1912856	37071 3830093	83392	185868	988173	+++++ 50.0	0.827 100	1.88	4.80	24.8
cis-1,2-Dichloroethene	FB	Ave	+++++ 1929948	25610 4023381	63098	161907	949241	+++++ 50.0	0.827 100	1.88	4.80	24.8
2-Butanone (MEK)	BUT	Ave	+++++ 869559	11663 1740825	27737	72033	410474	+++++ 250	4.14 501	9.42	24.0	124
Propionitrile	FB	Ave	+++++ 741376	7995 1516090	23097	65330	345370	+++++ 250	4.14 501	9.42	24.0	124
Methacrylonitrile	FB	Ave	+++++ 502198	6138 1020620	14273	41659	240285	+++++ 50.0	0.827 100	1.88	4.80	24.8
Chlorobromomethane	FB	Ave	+++++ 1059848	14692 2033728	36823	91784	559699	+++++ 50.0	0.827 100	1.88	4.80	24.8
Tetrahydrofuran	FB	Ave	+++++ 1045051	12504 2157749	30428	86907	484833	+++++ 100.0	1.65 200	3.77	9.61	49.6

FORM VI
GC/MS VOA INITIAL CALIBRATION DATA
INTERNAL STANDARD RESPONSE AND CONCENTRATION

Lab Name: TestAmerica Burlington Job No.: 200-29045-1 Analy Batch No.: 92008

SDG No.: 200-29045

Instrument ID: CHL.i GC Column: DB-624 ID: 0.53(mm) Heated Purge: (Y/N) N

Calibration Start Date: 07/29/2015 12:33 Calibration End Date: 07/29/2015 15:49 Calibration ID: 31572

ANALYTE	IS REF	CURVE TYPE	RESPONSE					CONCENTRATION (UG/L)				
			LVL 1 LVL 6	LVL 2 LVL 7	LVL 3	LVL 4	LVL 5	LVL 1 LVL 6	LVL 2 LVL 7	LVL 3	LVL 4	LVL 5
Chloroform	FB	Ave	+++++ 3517276	45611 7239122	114684	290809	1736642	+++++ 50.0	0.827 100	1.88	4.80	24.8
1,1,1-Trichloroethane	FB	Ave	+++++ 2948455	38316 6051361	94288	248046	1447263	+++++ 50.0	0.827 100	1.88	4.80	24.8
Cyclohexane	FB	Ave	+++++ 3545968	46858 7426533	116184	296422	1741490	+++++ 50.0	0.827 100	1.88	4.80	24.8
1,1-Dichloropropene	FB	Ave	+++++ 2833603	35265 5917111	93184	235066	1399589	+++++ 50.0	0.827 100	1.88	4.80	24.8
Carbon tetrachloride	FB	Ave	+++++ 2719464	30890 5632363	86166	222947	1345293	+++++ 50.0	0.827 100	1.88	4.80	24.8
Isobutyl alcohol	FB	Ave	+++++ 1955166	+++++ 3979783	60246	155988	913513	+++++ 1250	+++++ 2504	47.1	120	620
Benzene	FB	Ave	+++++ 5489131	71108 11543920	177812	454632	2673997	+++++ 50.0	0.827 100	1.88	4.80	24.8
1,2-Dichloroethane	FB	Ave	+++++ 1908789	23846 3812219	61584	158079	927990	+++++ 50.0	0.827 100	1.88	4.80	24.8
Tert-amyl methyl ether	FB	Ave	+++++ 4624123	58935 9522508	150522	382319	2251380	+++++ 50.0	0.827 100	1.88	4.80	24.8
n-Heptane	FB	Ave	+++++ 3190009	43643 6593247	110440	267739	1565454	+++++ 50.0	0.827 100	1.88	4.80	24.8
Trichloroethene	FB	Ave	+++++ 2300118	29990 4882541	75690	190490	1143065	+++++ 50.0	0.827 100	1.88	4.80	24.8
Methylcyclohexane	FB	Ave	+++++ 2844989	37681 5934696	93778	234919	1407540	+++++ 50.0	0.827 100	1.88	4.80	24.8
1,2-Dichloropropane	FB	Ave	+++++ 2431102	32942 5025933	79304	199423	1182687	+++++ 50.0	0.827 100	1.88	4.80	24.8
Dibromomethane	FB	Ave	+++++ 1769124	22843 3643900	56450	144643	861774	+++++ 50.0	0.827 100	1.88	4.80	24.8
Methyl methacrylate	CBZ	Ave	+++++ 1658331	21911 3364831	51614	134387	778874	+++++ 50.0	0.827 100	1.88	4.80	24.8
1,4-Dioxane	DXE	Ave	+++++ 311307	+++++ +++++	8934	25136	149532	+++++ 1000	+++++ +++++	37.7	96.1	496
Dichlorobromomethane	FB	Ave	+++++ 3625358	45335 7446904	112024	291962	1769615	+++++ 50.0	0.827 100	1.88	4.80	24.8
2-Chloroethyl vinyl ether	FB	Ave	+++++ 1211355	14311 2553639	35638	93179	572467	+++++ 50.0	0.827 100	1.88	4.80	24.8
cis-1,3-Dichloropropene	FB	Ave	27233 3073079	38935 6252444	94037	245501	1487806	0.405 50.0	0.827 100	1.88	4.80	24.8
4-Methyl-2-pentanone (MIBK)	BUT	Ave	+++++ 11211217	129436 22391496	352539	913343	5353218	+++++ 250	4.14 501	9.42	24.0	124
Toluene	CBZ	Ave	+++++ 3569366	45217 7404834	115388	295568	1746682	+++++ 50.0	0.827 100	1.88	4.80	24.8

FORM VI
GC/MS VOA INITIAL CALIBRATION DATA
INTERNAL STANDARD RESPONSE AND CONCENTRATION

Lab Name: TestAmerica Burlington Job No.: 200-29045-1 Analy Batch No.: 92008

SDG No.: 200-29045

Instrument ID: CHL.i GC Column: DB-624 ID: 0.53(mm) Heated Purge: (Y/N) N

Calibration Start Date: 07/29/2015 12:33 Calibration End Date: 07/29/2015 15:49 Calibration ID: 31572

ANALYTE	IS REF	CURVE TYPE	RESPONSE					CONCENTRATION (UG/L)				
			LVL 1 LVL 6	LVL 2 LVL 7	LVL 3	LVL 4	LVL 5	LVL 1 LVL 6	LVL 2 LVL 7	LVL 3	LVL 4	LVL 5
trans-1,3-Dichloropropene	CBZ	Ave	23279 2437447	30702 4949815	79212	202476	1165750	0.405 50.0	0.827 100	1.88	4.80	24.8
Ethyl methacrylate	FB	Ave	+++++ 1863548	25299 3783846	58711	152732	892102	+++++ 50.0	0.827 100	1.88	4.80	24.8
1,1,2-Trichloroethane	CBZ	Ave	+++++ 1675168	21851 3413028	52995	137167	814292	+++++ 50.0	0.827 100	1.88	4.80	24.8
Tetrachloroethene	CBZ	Ave	+++++ 2679186	32349 5566132	86654	218964	1317975	+++++ 50.0	0.827 100	1.88	4.80	24.8
1,3-Dichloropropane	CBZ	Ave	+++++ 3186106	41006 6544972	101680	262125	1563710	+++++ 50.0	0.827 100	1.88	4.80	24.8
2-Hexanone	BUT	Ave	+++++ 8954735	103644 17678882	282931	723795	4307782	+++++ 250	4.14 501	9.42	24.0	124
Chlorodibromomethane	CBZ	Ave	24614 3070134	34295 6319313	88080	237574	1487949	0.405 50.0	0.827 100	1.88	4.80	24.8
Ethylene Dibromide	CBZ	Ave	+++++ 2796108	32945 5662910	86900	218720	1347680	+++++ 50.0	0.827 100	1.88	4.80	24.8
Chlorobenzene	CBZ	Ave	+++++ 4412828	56883 9146280	145029	369726	2170196	+++++ 50.0	0.827 100	1.88	4.80	24.8
1,1,1,2-Tetrachloroethane	CBZ	Ave	+++++ 2220229	26700 4585402	70199	178411	1086342	+++++ 50.0	0.827 100	1.88	4.80	24.8
Ethylbenzene	CBZ	Ave	+++++ 7193870	91316 15076986	229278	589490	3510457	+++++ 50.0	0.827 100	1.88	4.80	24.8
m-Xylene & p-Xylene	CBZ	Ave	+++++ 2645994	33061 5484300	82772	208391	1297120	+++++ 50.0	0.827 100	1.88	4.80	24.8
o-Xylene	CBZ	Ave	+++++ 2499815	30560 5185220	82680	208253	1234619	+++++ 50.0	0.827 100	1.88	4.80	24.8
Styrene	CBZ	Ave	+++++ 3767329	45425 7866392	114923	300961	1822729	+++++ 50.0	0.827 100	1.88	4.80	24.8
Bromoform	CBZ	Ave	+++++ 2241394	22228 4643147	61889	163570	1065153	+++++ 50.0	0.827 100	1.88	4.80	24.8
Isopropylbenzene	DCB	Ave	+++++ 7306174	90907 15364855	234066	599487	3599676	+++++ 50.0	0.827 100	1.88	4.80	24.8
Bromobenzene	DCB	Ave	+++++ 2255232	25947 4669167	70532	179873	1093877	+++++ 50.0	0.827 100	1.88	4.80	24.8
1,1,2,2-Tetrachloroethane	DCB	Ave	29421 3256400	40610 6522722	104345	266172	1552547	0.405 50.0	0.827 100	1.88	4.80	24.8
1,2,3-Trichloropropane	DCB	Ave	+++++ 768758	9626 1554530	24199	63883	371188	+++++ 50.0	0.827 100	1.88	4.80	24.8
trans-1,4-Dichloro-2-butene	DCB	Ave	+++++ 626694	8275 1266608	19121	52511	333972	+++++ 50.0	0.827 100	1.88	4.80	24.8
N-Propylbenzene	DCB	Ave	+++++ 1873614	23056 3962864	57450	150819	912610	+++++ 50.0	0.827 100	1.88	4.80	24.8

FORM VI
GC/MS VOA INITIAL CALIBRATION DATA
INTERNAL STANDARD RESPONSE AND CONCENTRATION

Lab Name: TestAmerica Burlington Job No.: 200-29045-1 Analy Batch No.: 92008

SDG No.: 200-29045

Instrument ID: CHL.i GC Column: DB-624 ID: 0.53(mm) Heated Purge: (Y/N) N

Calibration Start Date: 07/29/2015 12:33 Calibration End Date: 07/29/2015 15:49 Calibration ID: 31572

ANALYTE	IS REF	CURVE TYPE	RESPONSE					CONCENTRATION (UG/L)				
			LVL 1 LVL 6	LVL 2 LVL 7	LVL 3	LVL 4	LVL 5	LVL 1 LVL 6	LVL 2 LVL 7	LVL 3	LVL 4	LVL 5
2-Chlorotoluene	DCB	Ave	+++++ 1713698	20827 3604800	56373	141583	841204	+++++ 50.0	0.827 100	1.88	4.80	24.8
1,3,5-Trimethylbenzene	DCB	Ave	+++++ 5355769	64539 11320276	168065	434758	2600391	+++++ 50.0	0.827 100	1.88	4.80	24.8
4-Chlorotoluene	DCB	Ave	+++++ 1784520	21261 3737991	57336	145348	849372	+++++ 50.0	0.827 100	1.88	4.80	24.8
tert-Butylbenzene	DCB	Ave	+++++ 5786184	71077 12229231	182954	475120	2834051	+++++ 50.0	0.827 100	1.88	4.80	24.8
1,2,4-Trimethylbenzene	DCB	Ave	+++++ 5306969	66688 11323218	166004	426523	2583898	+++++ 50.0	0.827 100	1.88	4.80	24.8
sec-Butylbenzene	DCB	Ave	+++++ 8109865	98020 17215145	257423	654899	3947814	+++++ 50.0	0.827 100	1.88	4.80	24.8
1,3-Dichlorobenzene	DCB	Ave	+++++ 3691353	46218 7721245	113780	291206	1765439	+++++ 50.0	0.827 100	1.88	4.80	24.8
4-Isopropyltoluene	DCB	Ave	+++++ 6321967	75828 13522735	199053	503708	3061151	+++++ 50.0	0.827 100	1.88	4.80	24.8
1,4-Dichlorobenzene	DCB	Ave	+++++ 3859548	51520 8155061	126757	318876	1910940	+++++ 50.0	0.827 100	1.88	4.80	24.8
1,2-Dichlorobenzene	DCB	Ave	+++++ 3414569	44367 7149474	108509	278276	1667393	+++++ 50.0	0.827 100	1.88	4.80	24.8
n-Butylbenzene	DCB	Ave	+++++ 5637709	68519 12378055	173136	441294	2717051	+++++ 50.0	0.827 100	1.88	4.80	24.8
1,2-Dibromo-3-Chloropropane	DCB	Ave	+++++ 605713	7266 1213220	16884	46920	286487	+++++ 50.0	0.827 100	1.88	4.80	24.8
1,2,4-Trichlorobenzene	DCB	Ave	+++++ 2260578	27979 4837357	66997	172565	1076859	+++++ 50.0	0.827 100	1.88	4.80	24.8
Hexachlorobutadiene	DCB	Ave	+++++ 1244980	17529 2610480	42064	100962	604053	+++++ 50.0	0.827 100	1.88	4.80	24.8
Naphthalene	DCB	Ave	+++++ 4415885	56425 9237167	137070	347122	2098220	+++++ 50.0	0.827 100	1.88	4.80	24.8
1,2,3-Trichlorobenzene	DCB	Ave	+++++ 2022138	26084 4289793	62443	160844	969982	+++++ 50.0	0.827 100	1.88	4.80	24.8
Dibromofluoromethane (Surr)	FB	Ave	+++++ 2973426	37672 6087543	95032	237540	1443000	+++++ 50.0	0.827 100	1.88	4.80	24.8
1,2-Dichloroethane-d4 (Surr)	FB	Ave	+++++ 1525819	22832 3090098	52581	135312	755416	+++++ 50.0	0.827 100	1.88	4.80	24.8
Toluene-d8 (Surr)	CBZ	Ave	+++++ 5131358	65372 10715051	167195	421299	2522179	+++++ 50.0	0.827 100	1.88	4.80	24.8
4-Bromofluorobenzene	DCB	Ave	+++++ 3197335	39761 6641390	104420	261416	1556837	+++++ 50.0	0.827 100	1.88	4.80	24.8

FORM VI
GC/MS VOA INITIAL CALIBRATION DATA
INTERNAL STANDARD RESPONSE AND CONCENTRATION

Lab Name: TestAmerica Burlington | Job No.: 200-29045-1 | Analy Batch No.: 92008

SDG No.: 200-29045

Instrument ID: CHL.i | GC Column: DB-624 | ID: 0.53(mm) | Heated Purge: (Y/N) N

Calibration Start Date: 07/29/2015 12:33 | Calibration End Date: 07/29/2015 15:49 | Calibration ID: 31572

Curve Type Legend:
Ave = Average ISTD

TestAmerica Burlington
Target Compound Quantitation Report

Data File: \\ChromNA\Burlington\ChromData\CHL.i\20150729-15008.b\15008_03.D
Lims ID: IC
Client ID:
Sample Type: IC Calib Level: 1
Inject. Date: 29-Jul-2015 12:33:30 ALS Bottle#: 3 Worklist Smp#: 3
Purge Vol: 5.000 mL Dil. Factor: 1.0000
Sample Info: 200-0015008-003
Misc. Info.: 1,5
Operator ID: NEA Instrument ID: CHL.i
Sublist: chrom-8260_L_W_Ver.2*sub6

Method: \\ChromNA\Burlington\ChromData\CHL.i\20150729-15008.b\8260_L_W_Ver.2.m
Limit Group: VM_8260C_Limits
Last Update: 31-Jul-2015 09:40:55 Calib Date: 29-Jul-2015 15:49:30
Integrator: RTE ID Type: Deconvolution ID
Quant Method: Internal Standard Quant By: Initial Calibration
Last ICal File: \\ChromNA\Burlington\ChromData\CHL.i\20150729-15008.b\15008_09.D

Column 1 : DB-624 (0.53 mm) Det: MS SCAN
Process Host: XAWRK013

	Compound	Sig	RT (min.)	Adj RT (min.)	Dlt RT (min.)	Q	Response	Cal Amt ug/l	OnCol Amt ug/l	Flags
	1 Dichlorodifluoromethane	85		2.556				ND	ND	
	2 Chloromethane	50		2.794				ND	ND	
	3 Vinyl chloride	62	2.947	2.952	-0.005	96	19132	0.4048	0.4947	
	4 Butadiene	54		3.001				ND	ND	
	6 Bromomethane	94		3.407				ND	ND	
	7 Chloroethane	64		3.575				ND	ND	
	8 Dichlorofluoromethane	67		3.881				ND	ND	
	9 Trichlorofluoromethane	101		3.970				ND	ND	
	11 Ethyl ether	59		4.445				ND	ND	
	10 1,2-Dichloro-1,1,2-trifluo	67		4.445				ND	ND	
	12 Acrolein	56		4.633				ND	ND	
	13 1,1-Dichloroethene	96		4.801				ND	ND	
	14 1,1,2-Trichloro-1,2,2-trif	101		4.811				ND	ND	
	15 Acetone	43		4.890				ND	ND	
	16 Iodomethane	142		5.048				ND	ND	
	17 Carbon disulfide	76		5.157				ND	ND	
	18 3-Chloro-1-propene	41		5.394				ND	ND	
	19 Methyl acetate	74		5.453				ND	ND	
	20 Methylene Chloride	84		5.602				ND	ND	
*	21 TBA-d9 (IS)	65	5.686	5.711	-0.025	0	1212324	500.0	500.0	
	22 2-Methyl-2-propanol	59		5.839				ND	ND	
	23 Acrylonitrile	53		5.997				ND	ND	
	24 trans-1,2-Dichloroethene	96		6.067				ND	ND	
	25 Methyl tert-butyl ether	73		6.096				ND	ND	
S	26 1,2-Dichloroethene, Total	96		6.390					ND	
	27 Hexane	57		6.561				ND	ND	
	28 1,1-Dichloroethane	63		6.769				ND	ND	
	29 Vinyl acetate	86		6.877				ND	ND	
	31 2-Chloro-1,3-butadiene	53		6.927				ND	ND	
	30 Isopropyl ether	45		6.937				ND	ND	
	32 Tert-butyl ethyl ether	59		7.550				ND	ND	

Compound	Sig	RT (min.)	Adj RT (min.)	Dlt RT (min.)	Q	Response	Cal Amt ug/l	OnCol Amt ug/l	Flags
* 33 2-Butanone-d5	46	7.673	7.688	-0.015	0	1748347	125.0	125.0	
34 2,2-Dichloropropane	41		7.767				ND	ND	
35 cis-1,2-Dichloroethene	96		7.757				ND	ND	
36 2-Butanone (MEK)	72		7.787				ND	ND	
37 Propionitrile	54		7.866				ND	ND	
38 Methacrylonitrile	67		8.143				ND	ND	
39 Chlorobromomethane	128		8.163				ND	ND	
40 Tetrahydrofuran	42		8.262				ND	ND	
41 Chloroform	83		8.311				ND	ND	
$ 42 Dibromofluoromethane (Surr	113		8.578				ND	ND	
43 1,1,1-Trichloroethane	97		8.628				ND	ND	
44 Cyclohexane	56		8.736				ND	ND	
45 1,1-Dichloropropene	75		8.914				ND	ND	
46 Carbon tetrachloride	117		8.924				ND	ND	
47 Isobutyl alcohol	43		9.152				ND	ND	
$ 48 1,2-Dichloroethane-d4 (Sur	65		9.152				ND	ND	
49 Benzene	78		9.270				ND	ND	
50 1,2-Dichloroethane	62		9.280				ND	ND	
51 Tert-amyl methyl ether	73		9.488				ND	ND	
* 52 Fluorobenzene	96	9.730	9.755	-0.025	97	2702496	25.0	25.0	
53 n-Heptane	43		9.775				ND	ND	
54 Trichloroethene	95		10.398				ND	ND	
55 Methylcyclohexane	83		10.754				ND	ND	
56 1,2-Dichloropropane	63		10.773				ND	ND	
* 57 1,4-Dioxane-d8	96	10.937	10.951	-0.014	0	116740	500.0	500.0	
58 Dibromomethane	93		10.981				ND	ND	
59 Methyl methacrylate	69		11.021				ND	ND	
60 1,4-Dioxane	88		11.050				ND	ND	
61 Dichlorobromomethane	83		11.268				ND	ND	
62 2-Chloroethyl vinyl ether	63		11.831				ND	ND	
63 cis-1,3-Dichloropropene	75	12.094	12.088	0.006	97	27233	0.4048	0.4951	
64 4-Methyl-2-pentanone (MIBK	43		12.375				ND	ND	
$ 65 Toluene-d8 (Surr)	98		12.583				ND	ND	
66 Toluene	92		12.711				ND	ND	
67 trans-1,3-Dichloropropene	75	13.112	13.107	0.005	95	23279	0.4048	0.5127	
68 Ethyl methacrylate	69		13.325				ND	ND	
69 1,1,2-Trichloroethane	83		13.463				ND	ND	
70 Tetrachloroethene	166		13.770				ND	ND	
71 1,3-Dichloropropane	76		13.789				ND	ND	
72 2-Hexanone	43		13.977				ND	ND	
73 Chlorodibromomethane	129	14.229	14.244	-0.015	95	24614	0.4048	0.4596	
74 Ethylene Dibromide	107		14.472				ND	ND	
* 75 Chlorobenzene-d5	117	15.475	15.490	-0.015	89	2213977	25.0	25.0	
76 Chlorobenzene	112		15.549				ND	ND	
77 1,1,1,2-Tetrachloroethane	131		15.737				ND	ND	
78 Ethylbenzene	91		15.826				ND	ND	
79 m-Xylene & p-Xylene	106		16.103				ND	ND	
S 80 Xylenes, Total	106		16.620				0.8096	ND	
81 o-Xylene	106		17.023				ND	ND	
82 Styrene	104		17.062				ND	ND	
83 Bromoform	173		17.458				ND	ND	
84 Isopropylbenzene	105		17.903				ND	ND	

Compound	Sig	RT (min.)	Adj RT (min.)	Dlt RT (min.)	Q	Response	Cal Amt ug/l	OnCol Amt ug/l	Flags
$ 85 4-Bromofluorobenzene	95		18.180				ND	ND	
86 Bromobenzene	156		18.447				ND	ND	
87 1,1,2,2-Tetrachloroethane	83	18.452	18.457	-0.005	98	29421	0.4048	0.5106	
88 1,2,3-Trichloropropane	110		18.516				ND	ND	
89 trans-1,4-Dichloro-2-buten	53		18.565				ND	ND	
90 N-Propylbenzene	120		18.674				ND	ND	
91 2-Chlorotoluene	126		18.793				ND	ND	
93 4-Chlorotoluene	126		18.961				ND	ND	
92 1,3,5-Trimethylbenzene	105		18.961				ND	ND	
94 tert-Butylbenzene	119		19.426				ND	ND	
95 1,2,4-Trimethylbenzene	105		19.485				ND	ND	
96 sec-Butylbenzene	105		19.712				ND	ND	
97 1,3-Dichlorobenzene	146		19.841				ND	ND	
98 4-Isopropyltoluene	119		19.910				ND	ND	
* 99 1,4-Dichlorobenzene-d4	152	19.915	19.920	-0.005	98	1158990	25.0	25.0	
100 1,4-Dichlorobenzene	146		19.950				ND	ND	
102 1,2-Dichlorobenzene	146		20.385				ND	ND	
101 n-Butylbenzene	91		20.385				ND	ND	
103 1,2-Dibromo-3-Chloropropan	75		21.196				ND	ND	
104 1,2,4-Trichlorobenzene	180		22.026				ND	ND	
105 Hexachlorobutadiene	225		22.204				ND	ND	
106 Naphthalene	128		22.283				ND	ND	
107 1,2,3-Trichlorobenzene	180		22.540				ND	ND	

QC Flag Legend

Processing Flags

ND - Not Detected or Marked ND

Reagents:

8260cal.Bcorp_00017	Amount Added:	0.02	Units: uL	
8260cal.A_00025	Amount Added:	0.02	Units: uL	
8260calC_Acro_00003	Amount Added:	0.02	Units: uL	
8260IScorp._00017	Amount Added:	2.50	Units: uL	Run Reagent

Report Date: 31-Jul-2015 09:40:59 Chrom Revision: 2.2 09-Jul-2015 10:16:20

TestAmerica Burlington

Data File: \\ChromNA\Burlington\ChromData\CHL.i\20150729-15008.b\15008_03.D

Injection Date:	29-Jul-2015 12:33:30	Instrument ID:	CHL.i	Operator ID:	NEA
Lims ID:	IC			Worklist Smp#:	3
Client ID:					
Purge Vol:	5.000 mL	Dil. Factor:	1.0000	ALS Bottle#:	3
Method:	8260_L_W_Ver.2	Limit Group:	VM_8260C_Limits		

Column: DB-624 (0.53 mm)

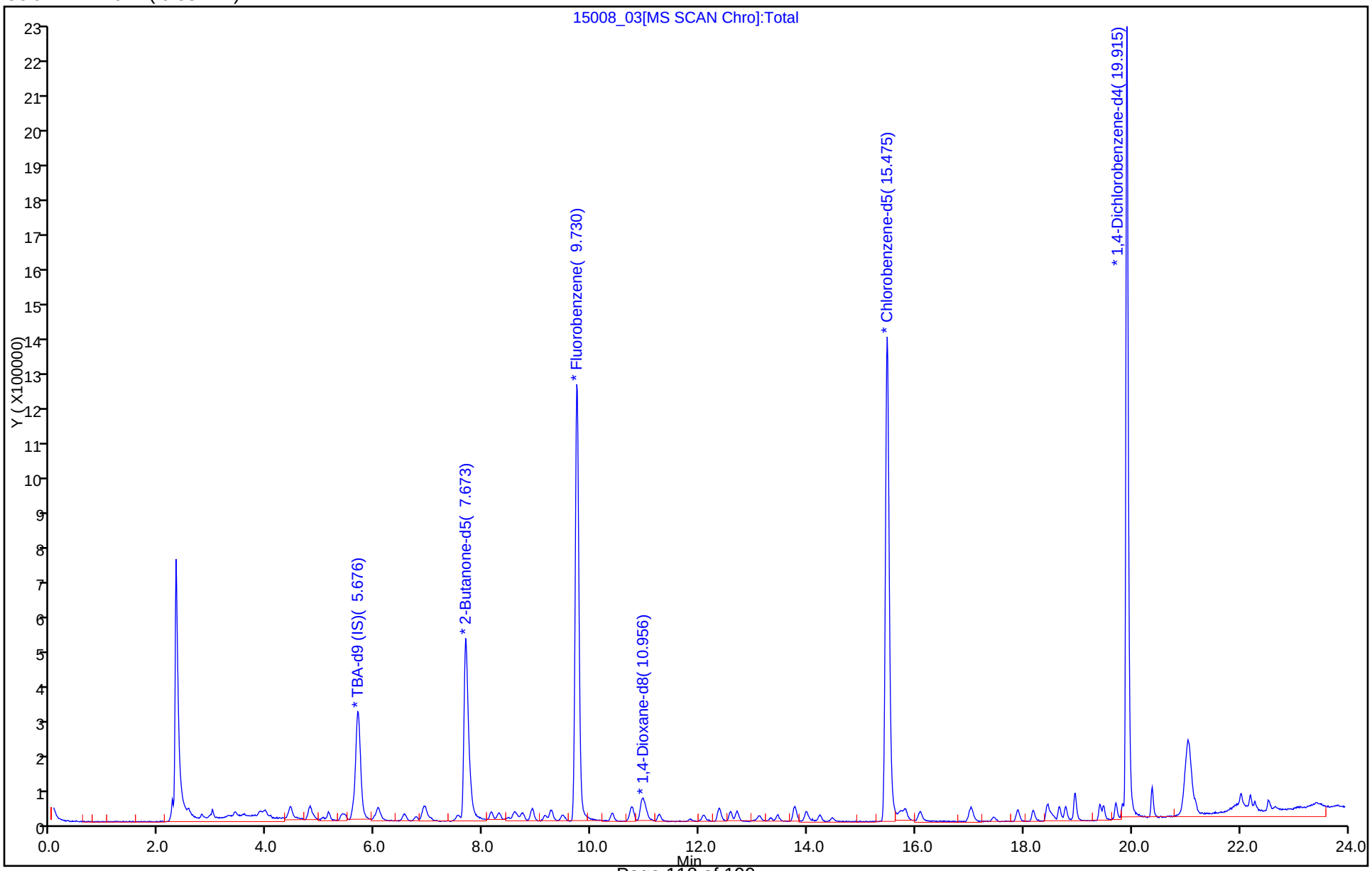

TestAmerica Burlington
Target Compound Quantitation Report

Data File: \\ChromNA\Burlington\ChromData\CHL.i\20150729-15008.b\15008_04.D
Lims ID: IC
Client ID:
Sample Type: IC Calib Level: 2
Inject. Date: 29-Jul-2015 13:06:30 ALS Bottle#: 4 Worklist Smp#: 4
Purge Vol: 5.000 mL Dil. Factor: 1.0000
Sample Info: 200-0015008-004
Misc. Info.: 1,5
Operator ID: NEA Instrument ID: CHL.i
Sublist: chrom-8260_L_W_Ver.2*sub6

Method: \\ChromNA\Burlington\ChromData\CHL.i\20150729-15008.b\8260_L_W_Ver.2.m
Limit Group: VM_8260C_Limits
Last Update: 31-Jul-2015 09:41:05 Calib Date: 29-Jul-2015 15:49:30
Integrator: RTE ID Type: Deconvolution ID
Quant Method: Internal Standard Quant By: Initial Calibration
Last ICal File: \\ChromNA\Burlington\ChromData\CHL.i\20150729-15008.b\15008_09.D

Column 1 : DB-624 (0.53 mm) Det: MS SCAN
Process Host: XAWRK013

	Compound	Sig	RT (min.)	Adj RT (min.)	Dlt RT (min.)	Q	Response	Cal Amt ug/l	OnCol Amt ug/l	Flags
	1 Dichlorodifluoromethane	85	2.562	2.556	0.006	98	37435	0.8272	0.8005	
	2 Chloromethane	50	2.800	2.794	0.006	98	36473	0.8272	0.9846	
	3 Vinyl chloride	62	2.958	2.952	0.006	97	28364	0.8272	0.7512	
	4 Butadiene	54	3.007	3.001	0.006	90	22934	0.8272	0.8274	
	6 Bromomethane	94	3.423	3.407	0.016	97	22424	0.8272	0.9434	
	7 Chloroethane	64	3.581	3.575	0.006	98	19772	0.8272	0.8723	
	8 Dichlorofluoromethane	67	3.897	3.881	0.016	98	63359	0.8272	0.8107	
	9 Trichlorofluoromethane	101	3.976	3.970	0.006	98	46876	0.8272	0.8121	
	11 Ethyl ether	59	4.451	4.445	0.006	55	16251	0.8272	0.7579	
	10 1,2-Dichloro-1,1,2-trifluo	67	4.441	4.445	-0.004	95	63503	0.8272	0.7682	
	12 Acrolein	56	4.649	4.633	0.016	88	5131	4.13	3.27	
	13 1,1-Dichloroethene	96	4.807	4.801	0.006	94	23268	0.8272	0.7337	
	14 1,1,2-Trichloro-1,2,2-trif	101	4.817	4.811	0.006	92	45908	0.8272	0.7245	
	15 Acetone	43	4.906	4.890	0.016	85	39779	4.14	3.94	
	16 Iodomethane	142	5.044	5.048	-0.004	97	28671	0.8272	0.7743	
	17 Carbon disulfide	76	5.153	5.157	-0.004	99	85656	0.8272	0.9193	
	18 3-Chloro-1-propene	41	5.410	5.394	0.016	94	49970	0.8272	0.7960	
	19 Methyl acetate	74	5.460	5.453	0.007	99	13194	4.14	3.41	
	20 Methylene Chloride	84	5.598	5.602	-0.004	96	35130	0.8272	1.04	
*	21 TBA-d9 (IS)	65	5.707	5.711	-0.004	0	1274234	500.0	500.0	
	22 2-Methyl-2-propanol	59		5.839				ND	ND	
	23 Acrylonitrile	53	6.023	5.997	0.026	94	41492	8.27	6.21	
	24 trans-1,2-Dichloroethene	96	6.073	6.067	0.006	96	24576	0.8272	0.7395	
	25 Methyl tert-butyl ether	73	6.102	6.096	0.006	96	51547	0.8272	0.7543	
S	26 1,2-Dichloroethene, Total	96				0			1.50	
	27 Hexane	57	6.567	6.561	0.006	93	36315	0.8272	0.7635	
	28 1,1-Dichloroethane	63	6.775	6.769	0.006	99	52392	0.8272	0.7719	
	29 Vinyl acetate	86	6.893	6.877	0.016	100	5767	1.65	1.32	
	31 2-Chloro-1,3-butadiene	53	6.923	6.927	-0.004	39	36287	0.8272	0.7632	
	30 Isopropyl ether	45	6.933	6.937	-0.004	84	113394	0.8272	0.7848	
	32 Tert-butyl ethyl ether	59	7.556	7.550	0.006	86	67915	0.8272	0.6943	

Compound	Sig	RT (min.)	Adj RT (min.)	Dlt RT (min.)	Q	Response	Cal Amt ug/l	OnCol Amt ug/l	Flags
* 33 2-Butanone-d5	46	7.684	7.688	-0.004	0	1770796	125.0	125.0	
35 cis-1,2-Dichloroethene	96	7.764	7.757	0.007	89	25610	0.8272	0.7636	
34 2,2-Dichloropropane	41	7.754	7.767	-0.013	16	37071	0.8272	0.9680	M
36 2-Butanone (MEK)	72	7.783	7.787	-0.004	90	11663	4.14	4.02	
37 Propionitrile	54	7.912	7.866	0.046	44	7995	4.14	3.24	
38 Methacrylonitrile	67	8.159	8.143	0.016	35	6138	0.8272	0.7358	
39 Chlorobromomethane	128	8.169	8.163	0.006	96	14692	0.8272	0.7809	
40 Tetrahydrofuran	42	8.278	8.262	0.016	78	12504	1.65	1.44	M
41 Chloroform	83	8.298	8.311	-0.013	96	45611	0.8272	0.7520	
$ 42 Dibromofluoromethane (Surr	113	8.574	8.578	-0.004	0	37672	0.8272	0.7467	M
43 1,1,1-Trichloroethane	97	8.634	8.628	0.006	97	38316	0.8272	0.7548	
44 Cyclohexane	56	8.733	8.736	-0.003	97	46858	0.8272	0.7606	
45 1,1-Dichloropropene	75	8.911	8.914	-0.003	90	35265	0.8272	0.7229	
46 Carbon tetrachloride	117	8.930	8.924	0.006	81	30890	0.8272	0.6744	
47 Isobutyl alcohol	43		9.152				ND	ND	
$ 48 1,2-Dichloroethane-d4 (Sur	65	9.148	9.152	-0.004	0	22832	0.8272	0.8329	
49 Benzene	78	9.267	9.270	-0.003	97	71108	0.8272	0.7509	
50 1,2-Dichloroethane	62	9.286	9.280	0.006	89	23846	0.8272	0.7354	
51 Tert-amyl methyl ether	73	9.484	9.488	-0.004	88	58935	0.8272	0.7430	
* 52 Fluorobenzene	96	9.751	9.755	-0.004	98	2638484	25.0	25.0	
53 n-Heptane	43	9.771	9.775	-0.004	37	43643	0.8272	0.7776	
54 Trichloroethene	95	10.404	10.398	0.006	98	29990	0.8272	0.7493	
55 Methylcyclohexane	83	10.750	10.754	-0.004	88	37681	0.8272	0.7624	
56 1,2-Dichloropropane	63	10.770	10.773	-0.003	91	32942	0.8272	0.7829	
* 57 1,4-Dioxane-d8	96	10.957	10.951	0.006	0	124229	500.0	500.0	
58 Dibromomethane	93	10.977	10.981	-0.004	98	22843	0.8272	0.7550	
59 Methyl methacrylate	69	11.017	11.021	-0.004	81	21911	0.8272	0.7747	
60 1,4-Dioxane	88		11.050				ND	ND	
61 Dichlorobromomethane	83	11.264	11.268	-0.004	97	45335	0.8272	0.7403	
62 2-Chloroethyl vinyl ether	63	11.847	11.831	0.016	85	14311	0.8272	0.7166	
63 cis-1,3-Dichloropropene	75	12.095	12.088	0.007	97	38935	0.8272	0.7250	
64 4-Methyl-2-pentanone (MIBK	43	12.381	12.375	0.006	97	129436	4.14	3.55	
$ 65 Toluene-d8 (Surr)	98	12.589	12.583	0.006	98	65372	0.8272	0.7345	
66 Toluene	92	12.708	12.711	-0.003	94	45217	0.8272	0.7323	
67 trans-1,3-Dichloropropene	75	13.113	13.107	0.006	97	30702	0.8272	0.7009	
68 Ethyl methacrylate	69	13.331	13.325	0.006	90	25299	0.8272	0.7933	
69 1,1,2-Trichloroethane	83	13.469	13.463	0.006	95	21851	0.8272	0.7580	
70 Tetrachloroethene	166	13.766	13.770	-0.004	96	32349	0.8272	0.7034	
71 1,3-Dichloropropane	76	13.786	13.789	-0.003	97	41006	0.8272	0.7454	
72 2-Hexanone	43	13.983	13.977	0.006	99	103644	4.14	3.56	
73 Chlorodibromomethane	129	14.240	14.244	-0.004	96	34295	0.8272	0.6637	
74 Ethylene Dibromide	107	14.468	14.472	-0.004	99	32945	0.8272	0.7038	
* 75 Chlorobenzene-d5	117	15.486	15.490	-0.004	89	2136112	25.0	25.0	
76 Chlorobenzene	112	15.556	15.549	0.007	95	56883	0.8272	0.7393	
77 1,1,1,2-Tetrachloroethane	131	15.743	15.737	0.006	58	26700	0.8272	0.7069	
78 Ethylbenzene	91	15.822	15.826	-0.004	98	91316	0.8272	0.7355	
79 m-Xylene & p-Xylene	106	16.089	16.103	-0.014	0	33061	0.8272	0.7332	
S 80 Xylenes, Total	106				0		1.65	1.44	
81 o-Xylene	106	17.029	17.023	0.006	91	30560	0.8272	0.7059	
82 Styrene	104	17.068	17.062	0.006	96	45425	0.8272	0.7132	
83 Bromoform	173	17.454	17.458	-0.004	91	22228	0.8272	0.6230	
84 Isopropylbenzene	105	17.909	17.903	0.006	96	90907	0.8272	0.7472	

Compound	Sig	RT (min.)	Adj RT (min.)	Dlt RT (min.)	Q	Response	Cal Amt ug/l	OnCol Amt ug/l	Flags
$ 85 4-Bromofluorobenzene	95	18.186	18.180	0.006	87	39761	0.8272	0.7480	
86 Bromobenzene	156	18.453	18.447	0.006	92	25947	0.8272	0.7088	
87 1,1,2,2-Tetrachloroethane	83	18.463	18.457	0.006	80	40610	0.8272	0.7266	
88 1,2,3-Trichloropropane	110	18.522	18.516	0.006	57	9626	0.8272	0.7596	
89 trans-1,4-Dichloro-2-buten	53	18.571	18.565	0.006	70	8275	0.8272	0.7830	
90 N-Propylbenzene	120	18.670	18.674	-0.004	98	23056	0.8272	0.7486	
91 2-Chlorotoluene	126	18.789	18.793	-0.004	98	20827	0.8272	0.7288	
93 4-Chlorotoluene	126	18.967	18.961	0.006	97	21261	0.8272	0.7255	
92 1,3,5-Trimethylbenzene	105	18.967	18.961	0.006	80	64539	0.8272	0.7321	
94 tert-Butylbenzene	119	19.422	19.426	-0.004	93	71077	0.8272	0.7408	
95 1,2,4-Trimethylbenzene	105	19.491	19.485	0.006	95	66688	0.8272	0.7587	
96 sec-Butylbenzene	105	19.718	19.712	0.006	99	98020	0.8272	0.7324	
97 1,3-Dichlorobenzene	146	19.847	19.841	0.006	95	46218	0.8272	0.7655	
98 4-Isopropyltoluene	119	19.906	19.910	-0.004	94	75828	0.8272	0.7299	
* 99 1,4-Dichlorobenzene-d4	152	19.926	19.920	0.006	98	1124116	25.0	25.0	
100 1,4-Dichlorobenzene	146	19.956	19.950	0.006	92	51520	0.8272	0.7875	
102 1,2-Dichlorobenzene	146	20.391	20.385	0.006	81	44367	0.8272	0.7788	
101 n-Butylbenzene	91	20.391	20.385	0.006	98	68519	0.8272	0.7404	
103 1,2-Dibromo-3-Chloropropan	75	21.202	21.196	0.006	88	7266	0.8272	0.7593	
104 1,2,4-Trichlorobenzene	180	22.032	22.026	0.006	91	27979	0.8272	0.7642	
105 Hexachlorobutadiene	225	22.210	22.204	0.006	85	17529	0.8272	0.8259	
106 Naphthalene	128	22.289	22.283	0.006	98	56425	0.8272	0.7792	
107 1,2,3-Trichlorobenzene	180	22.547	22.540	0.007	95	26084	0.8272	0.7814	

QC Flag Legend

Processing Flags

ND - Not Detected or Marked ND

Review Flags

M - Manually Integrated

Reagents:

8260cal.Bcorp_00017	Amount Added:	0.05	Units: uL		
8260cal.A_00025	Amount Added:	0.05	Units: uL		
8260calC_Acro_00003	Amount Added:	0.05	Units: uL		
8260IScorp._00017	Amount Added:	2.50	Units: uL	Run Reagent	

Report Date: 31-Jul-2015 09:41:06 Chrom Revision: 2.2 09-Jul-2015 10:16:20

TestAmerica Burlington

Data File: \\ChromNA\Burlington\ChromData\CHL.i\20150729-15008.b\15008_04.D

Injection Date:	29-Jul-2015 13:06:30	Instrument ID:	CHL.i	Operator ID:	NEA
Lims ID:	IC			Worklist Smp#:	4
Client ID:					
Purge Vol:	5.000 mL	Dil. Factor:	1.0000	ALS Bottle#:	4
Method:	8260_L_W_Ver.2	Limit Group:	VM_8260C_Limits		

Column: DB-624 (0.53 mm)

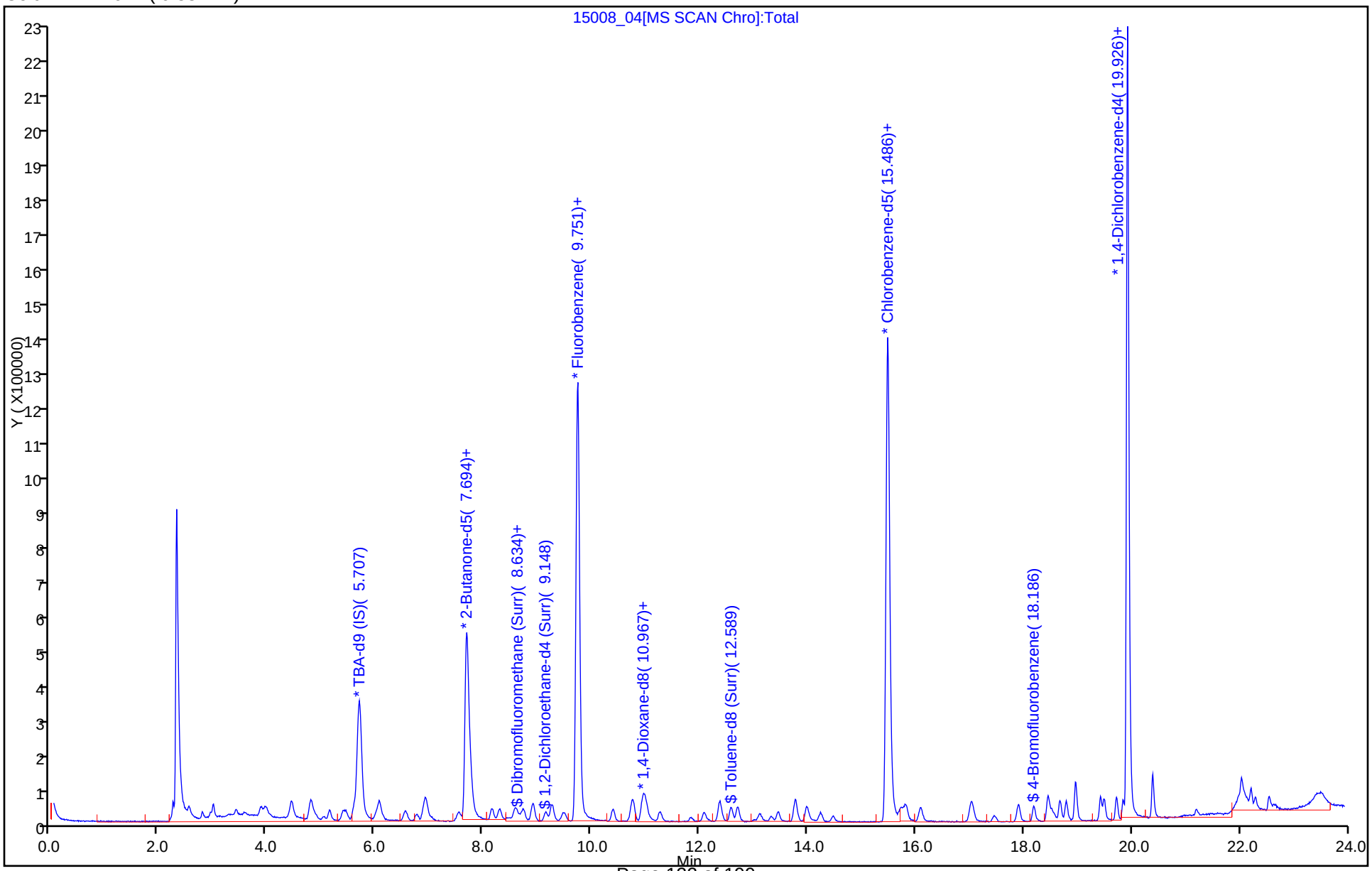

Manual Integration/User Assign Peak Report

TestAmerica Burlington

Data File:	\\ChromNA\Burlington\ChromData\CHL.i\20150729-15008.b\15008_04.D				
Injection Date:	29-Jul-2015 13:06:30	Instrument ID:	CHL.i		
Lims ID:	IC				
Client ID:					
Operator ID:	NEA	ALS Bottle#:	4	Worklist Smp#:	4
Purge Vol:	5.000 mL	Dil. Factor:	1.0000		
Method:	8260_L_W_Ver.2	Limit Group:	VM_8260C_Limits		
Column:	DB-624 (0.53 mm)	Detector	MS SCAN		

34 2,2-Dichloropropane, CAS: 594-20-7

Not Detected
Expected RT: 7.77

Processing Integration Results

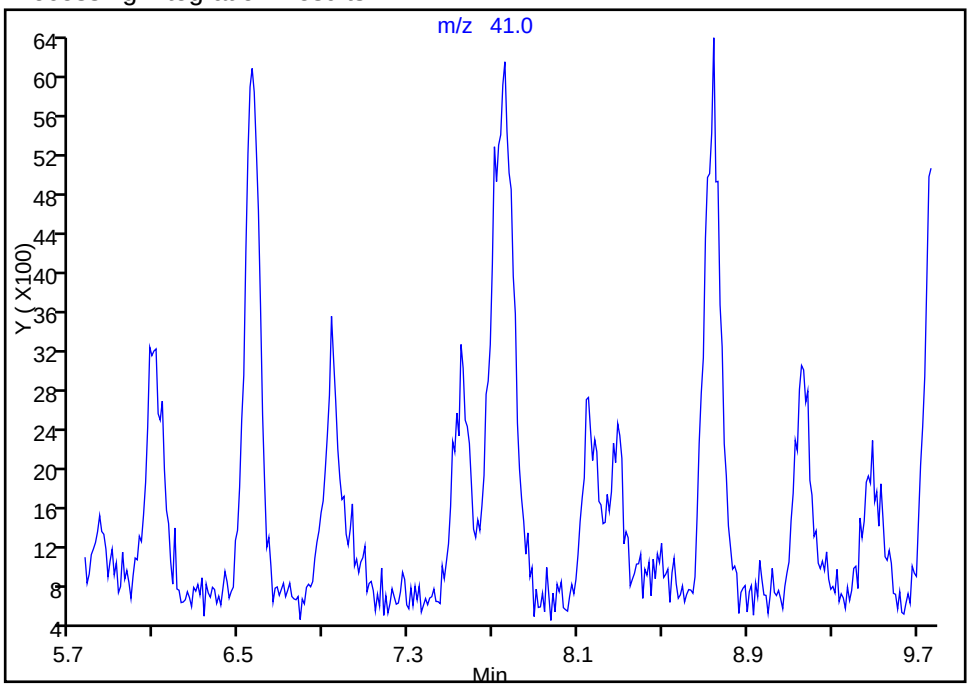

Manual Integration Results

RT: 7.75
Area: 37071
Amount: 0.967994
Amount Units: ug/l

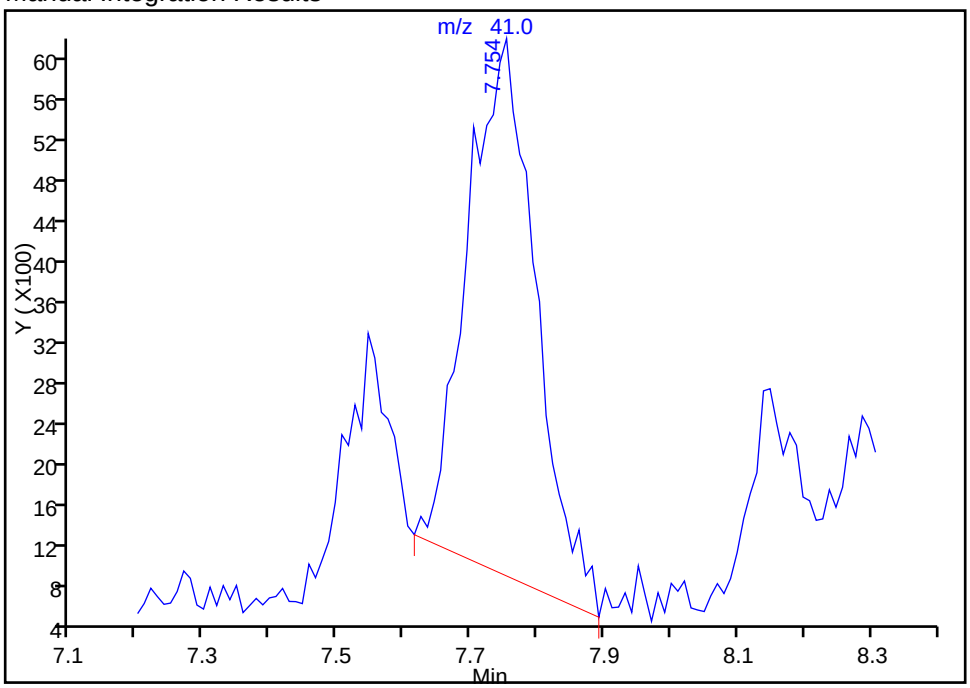

Reviewer: archern, 29-Jul-2015 14:06:34
Audit Action: Manually Integrated
Audit Reason: Assign Peak

Manual Integration/User Assign Peak Report

TestAmerica Burlington

Data File: \\ChromNA\Burlington\ChromData\CHL.i\20150729-15008.b\15008_04.D
Injection Date: 29-Jul-2015 13:06:30 Instrument ID: CHL.i
Lims ID: IC
Client ID:
Operator ID: NEA ALS Bottle#: 4 Worklist Smp#: 4
Purge Vol: 5.000 mL Dil. Factor: 1.0000
Method: 8260_L_W_Ver.2 Limit Group: VM_8260C_Limits
Column: DB-624 (0.53 mm) Detector MS SCAN

40 Tetrahydrofuran, CAS: 109-99-9

Processing Integration Results

RT: 8.28
Area: 8421
Amount: 1.654400
Amount Units: ug/l

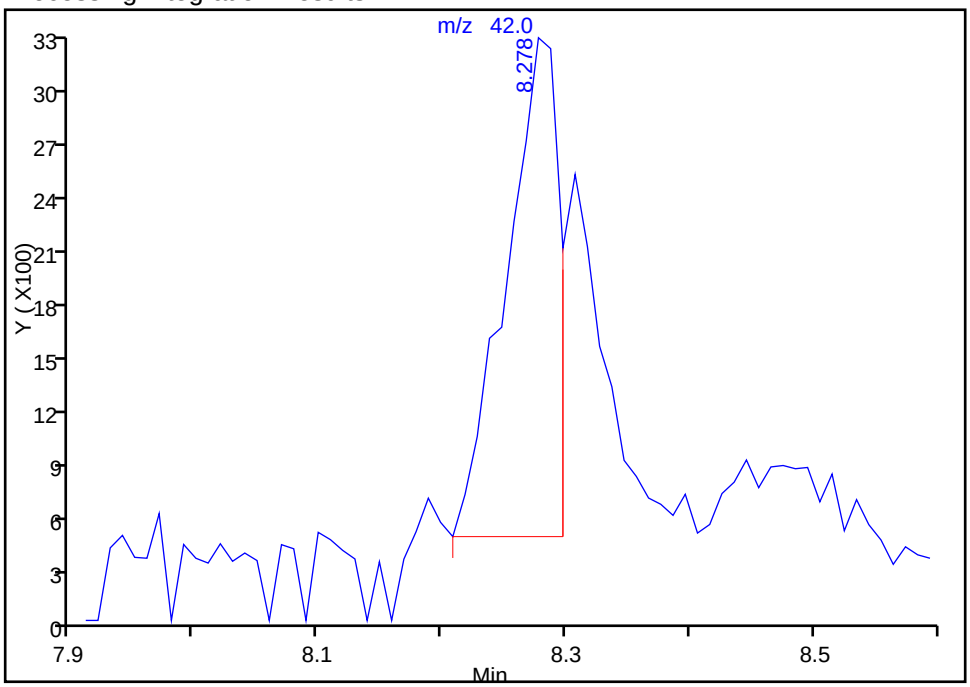

Manual Integration Results

RT: 8.28
Area: 12504
Amount: 1.443095
Amount Units: ug/l

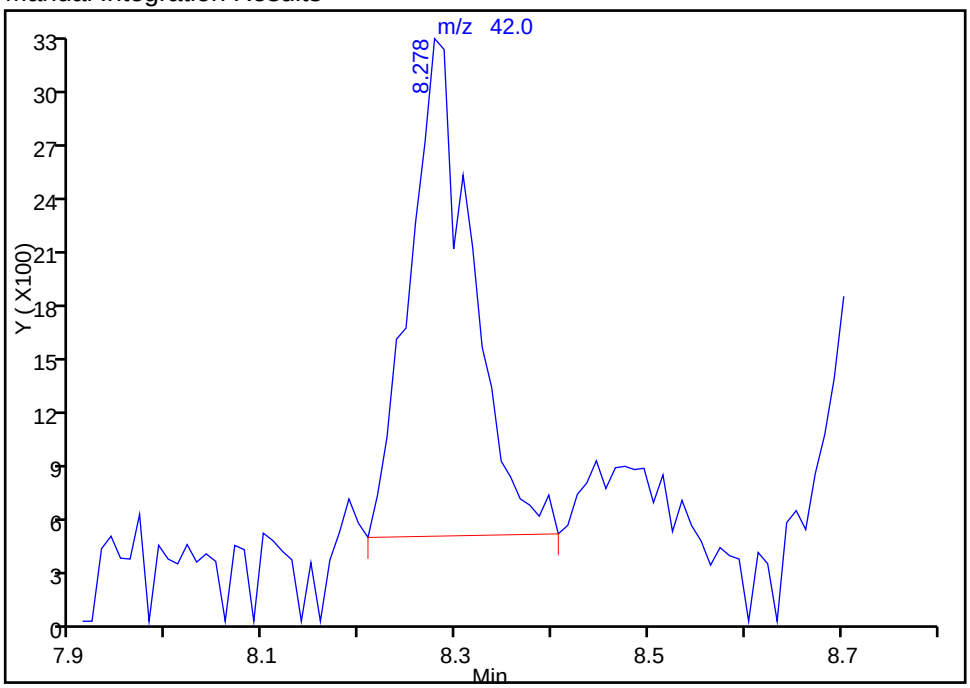

Reviewer: archern, 29-Jul-2015 14:06:34
Audit Action: Manually Integrated
Audit Reason: Baseline

Manual Integration/User Assign Peak Report

TestAmerica Burlington

Data File: \\ChromNA\Burlington\ChromData\CHL.i\20150729-15008.b\15008_04.D
Injection Date: 29-Jul-2015 13:06:30 Instrument ID: CHL.i
Lims ID: IC
Client ID:
Operator ID: NEA ALS Bottle#: 4 Worklist Smp#: 4
Purge Vol: 5.000 mL Dil. Factor: 1.0000
Method: 8260_L_W_Ver.2 Limit Group: VM_8260C_Limits
Column: DB-624 (0.53 mm) Detector MS SCAN

$ 42 Dibromofluoromethane (Surr), CAS: 1868-53-7

Processing Integration Results

Not Detected
Expected RT: 8.58

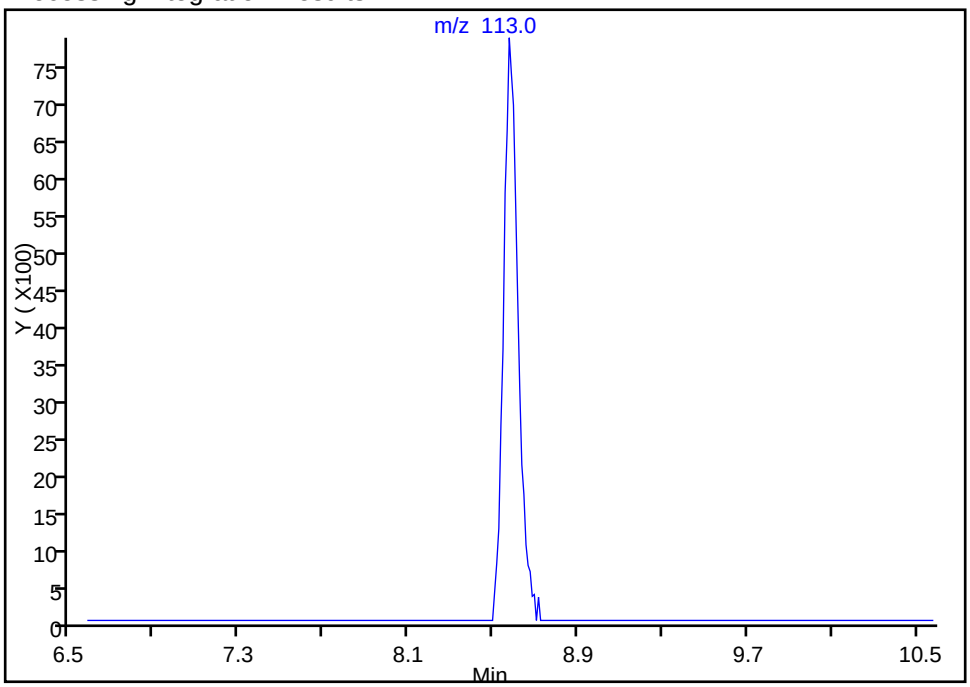

Manual Integration Results

RT: 8.57
Area: 37672
Amount: 0.746730
Amount Units: ug/l

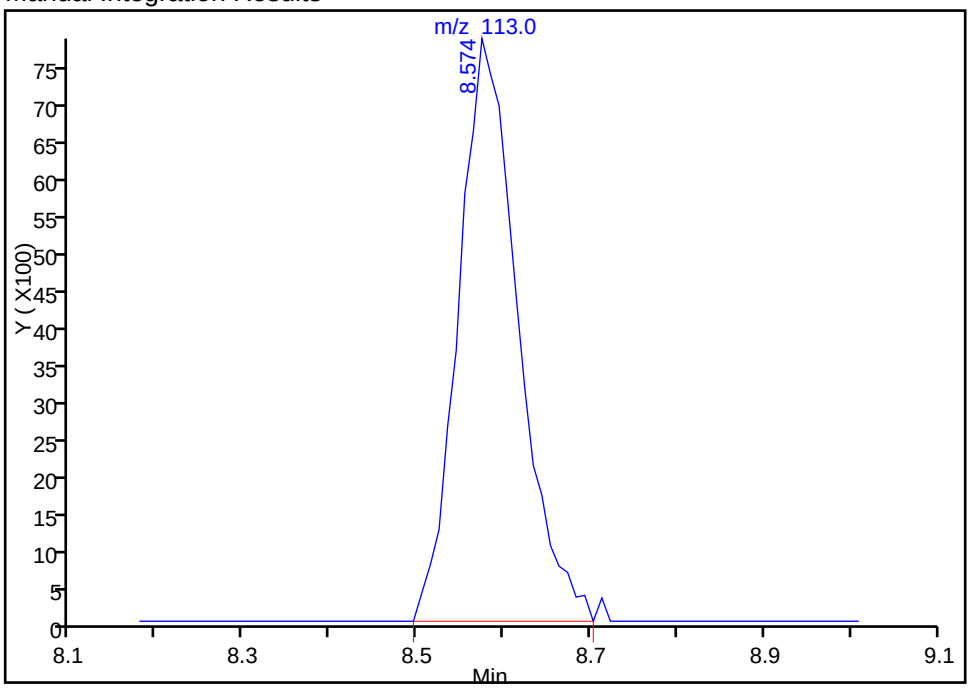

Reviewer: archern, 29-Jul-2015 14:06:34
Audit Action: Manually Integrated
Audit Reason: Assign Peak

TestAmerica Burlington
Target Compound Quantitation Report

Data File: \\ChromNA\Burlington\ChromData\CHL.i\20150729-15008.b\15008_05.D
Lims ID: IC
Client ID:
Sample Type: IC Calib Level: 3
Inject. Date: 29-Jul-2015 13:38:30 ALS Bottle#: 5 Worklist Smp#: 5
Purge Vol: 5.000 mL Dil. Factor: 1.0000
Sample Info: 200-0015008-005
Misc. Info.: 1,5
Operator ID: NEA Instrument ID: CHL.i
Sublist: chrom-8260_L_W_Ver.2*sub6

Method: \\ChromNA\Burlington\ChromData\CHL.i\20150729-15008.b\8260_L_W_Ver.2.m
Limit Group: VM_8260C_Limits
Last Update: 31-Jul-2015 09:41:07 Calib Date: 29-Jul-2015 15:49:30
Integrator: RTE ID Type: Deconvolution ID
Quant Method: Internal Standard Quant By: Initial Calibration
Last ICal File: \\ChromNA\Burlington\ChromData\CHL.i\20150729-15008.b\15008_09.D

Column 1 : DB-624 (0.53 mm) Det: MS SCAN
Process Host: XAWRK013

	Compound	Sig	RT (min.)	Adj RT (min.)	Dlt RT (min.)	Q	Response	Cal Amt ug/l	OnCol Amt ug/l	Flags
	1 Dichlorodifluoromethane	85	2.557	2.556	0.001	99	91750	1.88	1.90	
	2 Chloromethane	50	2.794	2.794	0.000	99	75208	1.88	1.96	
	3 Vinyl chloride	62	2.942	2.952	-0.010	98	71325	1.88	1.83	
	4 Butadiene	54	3.002	3.001	0.001	92	53048	1.88	1.85	
	6 Bromomethane	94	3.417	3.407	0.010	99	43396	1.88	1.76	
	7 Chloroethane	64	3.575	3.575	0.000	100	45842	1.88	1.95	
	8 Dichlorofluoromethane	67	3.872	3.881	-0.009	98	152814	1.88	1.89	
	9 Trichlorofluoromethane	101	3.961	3.970	-0.009	98	110540	1.88	1.85	
	11 Ethyl ether	59	4.435	4.445	-0.010	49	42057	1.88	1.90	
	10 1,2-Dichloro-1,1,2-trifluo	67	4.435	4.445	-0.010	96	158767	1.88	1.86	
	12 Acrolein	56	4.633	4.633	0.000	85	18131	9.41	11.2	
	13 1,1-Dichloroethene	96	4.791	4.801	-0.010	95	61533	1.88	1.88	
	14 1,1,2-Trichloro-1,2,2-trif	101	4.811	4.811	0.000	92	120918	1.88	1.84	
	15 Acetone	43	4.880	4.890	-0.010	85	98847	9.42	9.62	
	16 Iodomethane	142	5.039	5.048	-0.009	97	63115	1.88	1.65	
	17 Carbon disulfide	76	5.147	5.157	-0.010	99	185235	1.88	1.92	
	18 3-Chloro-1-propene	41	5.385	5.394	-0.009	94	122819	1.88	1.89	
	19 Methyl acetate	74	5.444	5.453	-0.009	99	35907	9.42	9.12	
	20 Methylene Chloride	84	5.592	5.602	-0.010	96	70236	1.88	2.01	
*	21 TBA-d9 (IS)	65	5.691	5.711	-0.020	0	1311148	500.0	500.0	
	22 2-Methyl-2-propanol	59	5.830	5.839	-0.009	65	41655	18.8	18.5	M
	23 Acrylonitrile	53	5.998	5.997	0.001	96	115404	18.8	16.7	
	24 trans-1,2-Dichloroethene	96	6.057	6.067	-0.010	98	63702	1.88	1.85	
	25 Methyl tert-butyl ether	73	6.087	6.096	-0.009	98	130556	1.88	1.85	
S	26 1,2-Dichloroethene, Total	96				0			3.67	
	27 Hexane	57	6.542	6.561	-0.019	95	93607	1.88	1.90	
	28 1,1-Dichloroethane	63	6.749	6.769	-0.020	99	129176	1.88	1.84	
	29 Vinyl acetate	86	6.878	6.877	0.001	100	15642	3.77	3.47	
	31 2-Chloro-1,3-butadiene	53	6.917	6.927	-0.010	56	92140	1.88	1.87	
	30 Isopropyl ether	45	6.927	6.937	-0.010	88	271022	1.88	1.81	
	32 Tert-butyl ethyl ether	59	7.540	7.550	-0.010	93	177998	1.88	1.76	

Compound	Sig	RT (min.)	Adj RT (min.)	Dlt RT (min.)	Q	Response	Cal Amt ug/l	OnCol Amt ug/l	Flags
* 33 2-Butanone-d5	46	7.679	7.688	-0.009	0	1803051	125.0	125.0	
35 cis-1,2-Dichloroethene	96	7.748	7.757	-0.009	89	63098	1.88	1.82	
34 2,2-Dichloropropane	41	7.738	7.767	-0.029	65	83392	1.88	2.10	
36 2-Butanone (MEK)	72	7.778	7.787	-0.009	97	27737	9.42	9.38	
37 Propionitrile	54	7.876	7.866	0.010	33	23097	9.42	9.03	
38 Methacrylonitrile	67	8.134	8.143	-0.009	42	14273	1.88	1.65	
39 Chlorobromomethane	128	8.153	8.163	-0.010	96	36823	1.88	1.89	
40 Tetrahydrofuran	42	8.282	8.262	0.020	51	30428	3.77	3.39	M
41 Chloroform	83	8.302	8.311	-0.009	97	114684	1.88	1.83	
$ 42 Dibromofluoromethane (Surr	113	8.579	8.578	0.001	71	95032	1.88	1.82	
43 1,1,1-Trichloroethane	97	8.628	8.628	0.000	97	94288	1.88	1.79	
44 Cyclohexane	56	8.737	8.736	0.001	97	116184	1.88	1.82	
45 1,1-Dichloropropene	75	8.915	8.914	0.001	90	93184	1.88	1.85	
46 Carbon tetrachloride	117	8.915	8.924	-0.009	96	86166	1.88	1.82	
47 Isobutyl alcohol	43	9.162	9.152	0.010	86	60246	47.1	43.7	
$ 48 1,2-Dichloroethane-d4 (Sur	65	9.152	9.152	0.000	0	52581	1.88	1.85	
49 Benzene	78	9.261	9.270	-0.009	97	177812	1.88	1.81	
50 1,2-Dichloroethane	62	9.281	9.280	0.001	60	61584	1.88	1.84	
51 Tert-amyl methyl ether	73	9.498	9.488	0.010	96	150522	1.88	1.83	
* 52 Fluorobenzene	96	9.745	9.755	-0.010	97	2730210	25.0	25.0	
53 n-Heptane	43	9.775	9.775	0.000	94	110440	1.88	1.90	
54 Trichloroethene	95	10.408	10.398	0.010	97	75690	1.88	1.83	
55 Methylcyclohexane	83	10.754	10.754	0.000	84	93778	1.88	1.83	
56 1,2-Dichloropropane	63	10.794	10.773	0.021	91	79304	1.88	1.82	
* 57 1,4-Dioxane-d8	96	10.972	10.951	0.021	0	123690	500.0	500.0	
58 Dibromomethane	93	10.991	10.981	0.010	97	56450	1.88	1.80	
59 Methyl methacrylate	69	11.031	11.021	0.010	93	51614	1.88	1.76	
60 1,4-Dioxane	88	11.051	11.050	0.001	32	8934	37.7	35.7	
61 Dichlorobromomethane	83	11.288	11.268	0.020	97	112024	1.88	1.77	
62 2-Chloroethyl vinyl ether	63	11.852	11.831	0.021	90	35638	1.88	1.72	
63 cis-1,3-Dichloropropene	75	12.099	12.088	0.011	97	94037	1.88	1.69	
64 4-Methyl-2-pentanone (MIBK	43	12.395	12.375	0.020	96	352539	9.42	9.49	
$ 65 Toluene-d8 (Surr)	98	12.603	12.583	0.020	97	167195	1.88	1.81	
66 Toluene	92	12.722	12.711	0.011	94	115388	1.88	1.80	
67 trans-1,3-Dichloropropene	75	13.127	13.107	0.020	97	79212	1.88	1.75	
68 Ethyl methacrylate	69	13.345	13.325	0.020	95	58711	1.88	1.78	
69 1,1,2-Trichloroethane	83	13.473	13.463	0.010	95	52995	1.88	1.78	
70 Tetrachloroethene	166	13.790	13.770	0.020	96	86654	1.88	1.82	
71 1,3-Dichloropropane	76	13.800	13.789	0.011	98	101680	1.88	1.78	
72 2-Hexanone	43	13.997	13.977	0.020	99	282931	9.42	9.55	
73 Chlorodibromomethane	129	14.254	14.244	0.010	97	88080	1.88	1.65	
74 Ethylene Dibromide	107	14.482	14.472	0.010	97	86900	1.88	1.79	
* 75 Chlorobenzene-d5	117	15.500	15.490	0.010	89	2212178	25.0	25.0	
76 Chlorobenzene	112	15.560	15.549	0.011	92	145029	1.88	1.82	
77 1,1,1,2-Tetrachloroethane	131	15.748	15.737	0.011	94	70199	1.88	1.79	
78 Ethylbenzene	91	15.837	15.826	0.011	99	229278	1.88	1.78	
79 m-Xylene & p-Xylene	106	16.113	16.103	0.010	0	82772	1.88	1.77	
S 80 Xylenes, Total	106				0		3.77	3.62	
81 o-Xylene	106	17.033	17.023	0.010	91	82680	1.88	1.84	
82 Styrene	104	17.073	17.062	0.011	92	114923	1.88	1.74	
83 Bromoform	173	17.468	17.458	0.010	92	61889	1.88	1.67	
84 Isopropylbenzene	105	17.913	17.903	0.010	96	234066	1.88	1.87	

Compound	Sig	RT (min.)	Adj RT (min.)	Dlt RT (min.)	Q	Response	Cal Amt ug/l	OnCol Amt ug/l	Flags
$ 85 4-Bromofluorobenzene	95	18.190	18.180	0.010	85	104420	1.88	1.90	
86 Bromobenzene	156	18.447	18.447	0.000	93	70532	1.88	1.87	
87 1,1,2,2-Tetrachloroethane	83	18.457	18.457	0.000	98	104345	1.88	1.81	
88 1,2,3-Trichloropropane	110	18.526	18.516	0.010	55	24199	1.88	1.85	
89 trans-1,4-Dichloro-2-buten	53	18.576	18.565	0.011	77	19121	1.88	1.75	
90 N-Propylbenzene	120	18.674	18.674	0.000	98	57450	1.88	1.81	
91 2-Chlorotoluene	126	18.793	18.793	0.000	98	56373	1.88	1.91	
93 4-Chlorotoluene	126	18.961	18.961	0.000	98	57336	1.88	1.90	
92 1,3,5-Trimethylbenzene	105	18.961	18.961	0.000	79	168065	1.88	1.85	
94 tert-Butylbenzene	119	19.416	19.426	-0.010	93	182954	1.88	1.85	
95 1,2,4-Trimethylbenzene	105	19.485	19.485	0.000	95	166004	1.88	1.83	
96 sec-Butylbenzene	105	19.713	19.712	0.001	99	257423	1.88	1.87	
97 1,3-Dichlorobenzene	146	19.831	19.841	-0.010	95	113780	1.88	1.83	
98 4-Isopropyltoluene	119	19.901	19.910	-0.009	97	199053	1.88	1.86	
* 99 1,4-Dichlorobenzene-d4	152	19.920	19.920	0.000	98	1159260	25.0	25.0	
100 1,4-Dichlorobenzene	146	19.950	19.950	0.000	94	126757	1.88	1.88	
102 1,2-Dichlorobenzene	146	20.385	20.385	0.000	78	108509	1.88	1.85	
101 n-Butylbenzene	91	20.385	20.385	0.000	98	173136	1.88	1.81	
103 1,2-Dibromo-3-Chloropropan	75	21.196	21.196	0.000	91	16884	1.88	1.71	
104 1,2,4-Trichlorobenzene	180	22.027	22.026	0.001	94	66997	1.88	1.77	
105 Hexachlorobutadiene	225	22.205	22.204	0.001	85	42064	1.88	1.92	
106 Naphthalene	128	22.284	22.283	0.001	98	137070	1.88	1.84	
107 1,2,3-Trichlorobenzene	180	22.531	22.540	-0.009	94	62443	1.88	1.81	

QC Flag Legend

Review Flags

M - Manually Integrated

Reagents:

8260cal.Bcorp_00017	Amount Added:	0.11	Units: uL	
8260cal.A_00025	Amount Added:	0.11	Units: uL	
8260calC_Acro_00003	Amount Added:	0.11	Units: uL	
8260IScorp._00017	Amount Added:	2.50	Units: uL	Run Reagent

Report Date: 31-Jul-2015 09:41:07 Chrom Revision: 2.2 09-Jul-2015 10:16:20

TestAmerica Burlington

Data File: \\ChromNA\Burlington\ChromData\CHL.i\20150729-15008.b\15008_05.D

Injection Date:	29-Jul-2015 13:38:30	Instrument ID:	CHL.i	Operator ID:	NEA
Lims ID:	IC			Worklist Smp#:	5
Client ID:					
Purge Vol:	5.000 mL	Dil. Factor:	1.0000	ALS Bottle#:	5
Method:	8260_L_W_Ver.2	Limit Group:	VM_8260C_Limits		

Column: DB-624 (0.53 mm)

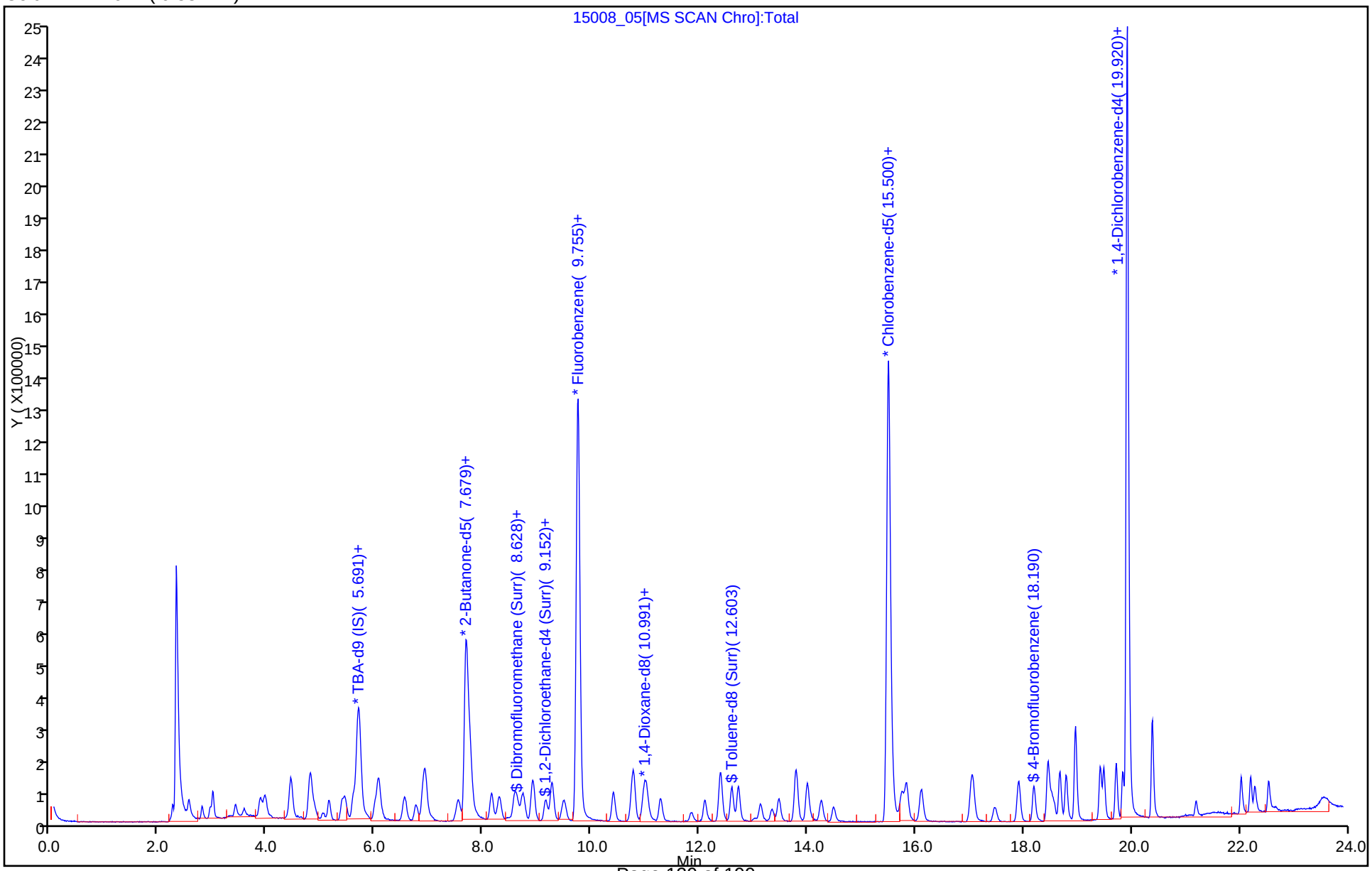

Manual Integration/User Assign Peak Report

TestAmerica Burlington

Data File: \\ChromNA\Burlington\ChromData\CHL.i\20150729-15008.b\15008_05.D
Injection Date: 29-Jul-2015 13:38:30 Instrument ID: CHL.i
Lims ID: IC
Client ID:
Operator ID: NEA ALS Bottle#: 5 Worklist Smp#: 5
Purge Vol: 5.000 mL Dil. Factor: 1.0000
Method: 8260_L_W_Ver.2 Limit Group: VM_8260C_Limits
Column: DB-624 (0.53 mm) Detector MS SCAN

22 2-Methyl-2-propanol, CAS: 75-65-0

Processing Integration Results

RT: 5.83
Area: 23816
Amount: 15.147237
Amount Units: ug/l

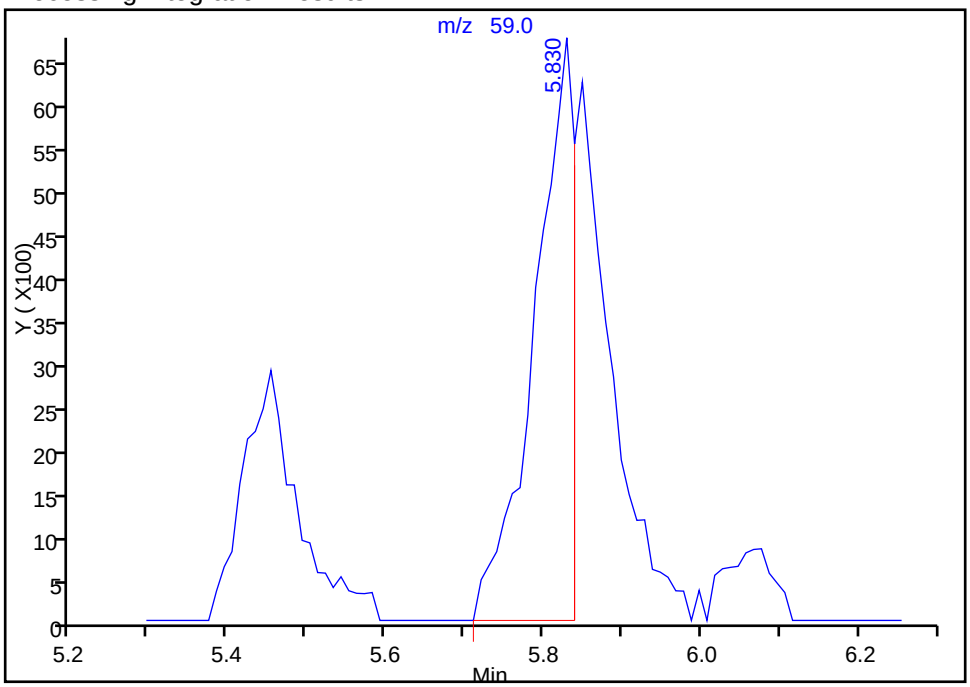

Manual Integration Results

RT: 5.83
Area: 41655
Amount: 18.508866
Amount Units: ug/l

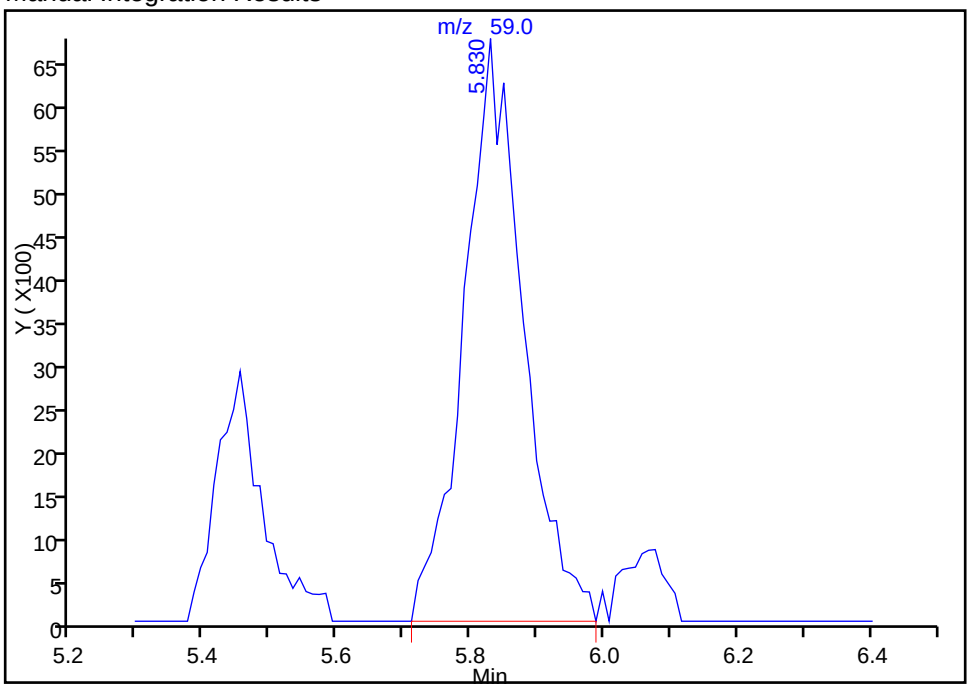

Reviewer: archern, 29-Jul-2015 15:39:02
Audit Action: Manually Integrated
Audit Reason: Baseline

Manual Integration/User Assign Peak Report

TestAmerica Burlington

Data File: \\ChromNA\Burlington\ChromData\CHL.i\20150729-15008.b\15008_05.D
Injection Date: 29-Jul-2015 13:38:30 Instrument ID: CHL.i
Lims ID: IC
Client ID:
Operator ID: NEA ALS Bottle#: 5 Worklist Smp#: 5
Purge Vol: 5.000 mL Dil. Factor: 1.0000
Method: 8260_L_W_Ver.2 Limit Group: VM_8260C_Limits
Column: DB-624 (0.53 mm) Detector MS SCAN

40 Tetrahydrofuran, CAS: 109-99-9

Processing Integration Results

RT: 8.42
Area: 90
Amount: 0.013718
Amount Units: ug/l

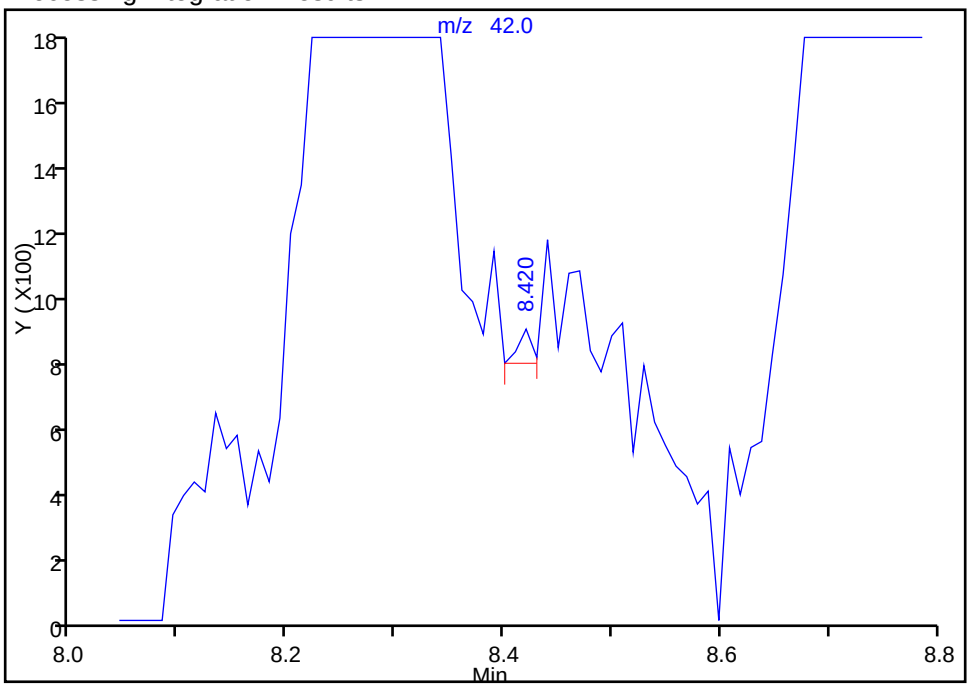

Manual Integration Results

RT: 8.28
Area: 30428
Amount: 3.393733
Amount Units: ug/l

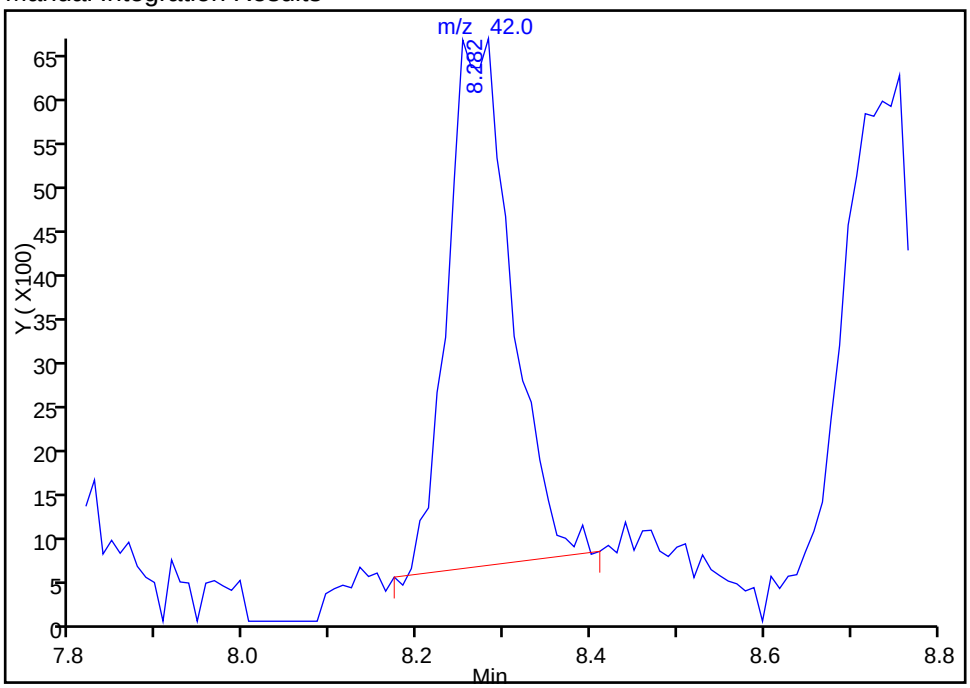

Reviewer: archern, 29-Jul-2015 15:39:02
Audit Action: Manually Integrated
Audit Reason: Baseline

TestAmerica Burlington
Target Compound Quantitation Report

Data File: \\ChromNA\Burlington\ChromData\CHL.i\20150729-15008.b\15008_06.D
Lims ID: IC
Client ID:
Sample Type: IC Calib Level: 4
Inject. Date: 29-Jul-2015 14:11:30 ALS Bottle#: 6 Worklist Smp#: 6
Purge Vol: 5.000 mL Dil. Factor: 1.0000
Sample Info: 200-0015008-006
Misc. Info.: 1,5
Operator ID: NEA Instrument ID: CHL.i
Sublist: chrom-8260_L_W_Ver.2*sub6

Method: \\ChromNA\Burlington\ChromData\CHL.i\20150729-15008.b\8260_L_W_Ver.2.m
Limit Group: VM_8260C_Limits
Last Update: 31-Jul-2015 09:41:08 Calib Date: 29-Jul-2015 15:49:30
Integrator: RTE ID Type: Deconvolution ID
Quant Method: Internal Standard Quant By: Initial Calibration
Last ICal File: \\ChromNA\Burlington\ChromData\CHL.i\20150729-15008.b\15008_09.D

Column 1 : DB-624 (0.53 mm) Det: MS SCAN
Process Host: XAWRK013

	Compound	Sig	RT (min.)	Adj RT (min.)	Dlt RT (min.)	Q	Response	Cal Amt ug/l	OnCol Amt ug/l	Flags
	1 Dichlorodifluoromethane	85	2.552	2.552	0.000	99	233062	4.80	4.79	
	2 Chloromethane	50	2.800	2.800	0.000	99	184638	4.80	4.79	
	3 Vinyl chloride	62	2.958	2.958	0.000	98	180160	4.80	4.59	
	4 Butadiene	54	2.997	2.997	0.000	91	136240	4.80	4.73	
	6 Bromomethane	94	3.413	3.413	0.000	100	110462	4.80	4.47	
	7 Chloroethane	64	3.581	3.581	0.000	99	111155	4.80	4.72	
	8 Dichlorofluoromethane	67	3.877	3.877	0.000	98	381550	4.80	4.69	
	9 Trichlorofluoromethane	101	3.966	3.966	0.000	98	283407	4.80	4.72	
	11 Ethyl ether	59	4.451	4.451	0.000	48	103069	4.80	4.62	
	10 1,2-Dichloro-1,1,2-trifluo	67	4.451	4.451	0.000	96	400855	4.80	4.66	
	12 Acrolein	56	4.639	4.639	0.000	93	40800	24.0	25.0	
	13 1,1-Dichloroethene	96	4.797	4.797	0.000	95	153863	4.80	4.67	
	14 1,1,2-Trichloro-1,2,2-trif	101	4.817	4.817	0.000	92	307408	4.80	4.66	
	15 Acetone	43	4.886	4.886	0.000	86	246306	24.0	22.9	
	16 Iodomethane	142	5.044	5.044	0.000	97	148916	4.80	3.87	
	17 Carbon disulfide	76	5.153	5.153	0.000	99	434519	4.80	4.48	
	18 3-Chloro-1-propene	41	5.390	5.390	0.000	93	303734	4.80	4.65	
	19 Methyl acetate	74	5.460	5.460	0.000	99	94858	24.0	23.0	
	20 Methylene Chloride	84	5.598	5.598	0.000	97	156663	4.80	4.46	
*	21 TBA-d9 (IS)	65	5.697	5.697	0.000	0	1366582	500.0	500.0	
	22 2-Methyl-2-propanol	59	5.845	5.845	0.000	90	102155	48.0	43.6	M
	23 Acrylonitrile	53	6.003	6.003	0.000	95	303096	48.0	43.6	
	24 trans-1,2-Dichloroethene	96	6.063	6.063	0.000	98	160423	4.80	4.64	
	25 Methyl tert-butyl ether	73	6.092	6.092	0.000	96	328071	4.80	4.62	
S	26 1,2-Dichloroethene, Total	96				0			9.28	
	27 Hexane	57	6.557	6.557	0.000	95	226965	4.80	4.59	
	28 1,1-Dichloroethane	63	6.775	6.775	0.000	99	326193	4.80	4.62	
	29 Vinyl acetate	86	6.893	6.893	0.000	100	44962	9.61	9.92	
	31 2-Chloro-1,3-butadiene	53	6.933	6.933	0.000	57	225648	4.80	4.56	
	30 Isopropyl ether	45	6.933	6.933	0.000	86	683405	4.80	4.55	
	32 Tert-butyl ethyl ether	59	7.546	7.546	0.000	94	463020	4.80	4.55	

Compound	Sig	RT (min.)	Adj RT (min.)	Dlt RT (min.)	Q	Response	Cal Amt ug/l	OnCol Amt ug/l	Flags
* 33 2-Butanone-d5	46	7.684	7.684	0.000	0	1890586	125.0	125.0	
35 cis-1,2-Dichloroethene	96	7.763	7.763	0.000	89	161907	4.80	4.64	
34 2,2-Dichloropropane	41	7.754	7.754	0.000	92	185868	4.80	4.67	
36 2-Butanone (MEK)	72	7.783	7.783	0.000	97	72033	24.0	23.2	
37 Propionitrile	54	7.882	7.882	0.000	60	65330	24.0	25.4	
38 Methacrylonitrile	67	8.139	8.139	0.000	51	41659	4.80	4.80	
39 Chlorobromomethane	128	8.159	8.159	0.000	94	91784	4.80	4.69	
40 Tetrahydrofuran	42	8.268	8.268	0.000	96	86907	9.61	9.64	
41 Chloroform	83	8.307	8.307	0.000	97	290809	4.80	4.61	
$ 42 Dibromofluoromethane (Surr	113	8.584	8.584	0.000	97	237540	4.80	4.53	
43 1,1,1-Trichloroethane	97	8.624	8.624	0.000	97	248046	4.80	4.70	
44 Cyclohexane	56	8.733	8.733	0.000	96	296422	4.80	4.63	
45 1,1-Dichloropropene	75	8.920	8.920	0.000	92	235066	4.80	4.63	
46 Carbon tetrachloride	117	8.930	8.930	0.000	96	222947	4.80	4.68	
47 Isobutyl alcohol	43	9.158	9.158	0.000	89	155988	120.1	112.7	
$ 48 1,2-Dichloroethane-d4 (Sur	65	9.158	9.158	0.000	0	135312	4.80	4.75	
49 Benzene	78	9.267	9.267	0.000	97	454632	4.80	4.62	
50 1,2-Dichloroethane	62	9.286	9.286	0.000	93	158079	4.80	4.69	
51 Tert-amyl methyl ether	73	9.494	9.494	0.000	95	382319	4.80	4.63	
* 52 Fluorobenzene	96	9.751	9.751	0.000	97	2743900	25.0	25.0	
53 n-Heptane	43	9.771	9.771	0.000	95	267739	4.80	4.59	
54 Trichloroethene	95	10.404	10.404	0.000	97	190490	4.80	4.58	
55 Methylcyclohexane	83	10.760	10.760	0.000	91	234919	4.80	4.57	
56 1,2-Dichloropropane	63	10.770	10.770	0.000	90	199423	4.80	4.56	
* 57 1,4-Dioxane-d8	96	10.967	10.967	0.000	0	136880	500.0	500.0	
58 Dibromomethane	93	10.987	10.987	0.000	98	144643	4.80	4.60	
59 Methyl methacrylate	69	11.027	11.027	0.000	96	134387	4.80	4.60	
60 1,4-Dioxane	88	11.056	11.056	0.000	92	25136	96.1	90.7	
61 Dichlorobromomethane	83	11.274	11.274	0.000	98	291962	4.80	4.58	
62 2-Chloroethyl vinyl ether	63	11.837	11.837	0.000	92	93179	4.80	4.49	
63 cis-1,3-Dichloropropene	75	12.085	12.085	0.000	97	245501	4.80	4.40	
64 4-Methyl-2-pentanone (MIBK	43	12.381	12.381	0.000	96	913343	24.0	23.5	
$ 65 Toluene-d8 (Surr)	98	12.589	12.589	0.000	97	421299	4.80	4.58	
66 Toluene	92	12.718	12.718	0.000	95	295568	4.80	4.63	
67 trans-1,3-Dichloropropene	75	13.123	13.123	0.000	97	202476	4.80	4.48	
68 Ethyl methacrylate	69	13.331	13.331	0.000	95	152732	4.80	4.60	
69 1,1,2-Trichloroethane	83	13.459	13.459	0.000	96	137167	4.80	4.61	
70 Tetrachloroethene	166	13.776	13.776	0.000	97	218964	4.80	4.61	
71 1,3-Dichloropropane	76	13.785	13.785	0.000	98	262125	4.80	4.61	
72 2-Hexanone	43	13.983	13.983	0.000	100	723795	24.0	23.3	
73 Chlorodibromomethane	129	14.250	14.250	0.000	97	237574	4.80	4.45	
74 Ethylene Dibromide	107	14.478	14.478	0.000	100	218720	4.80	4.52	
* 75 Chlorobenzene-d5	117	15.486	15.486	0.000	89	2206118	25.0	25.0	
76 Chlorobenzene	112	15.555	15.555	0.000	93	369726	4.80	4.65	
77 1,1,1,2-Tetrachloroethane	131	15.733	15.733	0.000	97	178411	4.80	4.57	
78 Ethylbenzene	91	15.822	15.822	0.000	99	589490	4.80	4.60	
79 m-Xylene & p-Xylene	106	16.099	16.099	0.000	0	208391	4.80	4.47	
S 80 Xylenes, Total	106				0		9.61	9.13	
81 o-Xylene	106	17.019	17.019	0.000	93	208253	4.80	4.66	
82 Styrene	104	17.058	17.058	0.000	95	300961	4.80	4.58	
83 Bromoform	173	17.464	17.464	0.000	92	163570	4.80	4.44	
84 Isopropylbenzene	105	17.899	17.899	0.000	96	599487	4.80	4.69	

Compound	Sig	RT (min.)	Adj RT (min.)	Dlt RT (min.)	Q	Response	Cal Amt ug/l	OnCol Amt ug/l	Flags
$ 85 4-Bromofluorobenzene	95	18.186	18.186	0.000	85	261416	4.80	4.68	
86 Bromobenzene	156	18.443	18.443	0.000	93	179873	4.80	4.67	
87 1,1,2,2-Tetrachloroethane	83	18.463	18.463	0.000	99	266172	4.80	4.53	
88 1,2,3-Trichloropropane	110	18.522	18.522	0.000	94	63883	4.80	4.79	
89 trans-1,4-Dichloro-2-buten	53	18.571	18.571	0.000	72	52511	4.80	4.73	
90 N-Propylbenzene	120	18.670	18.670	0.000	98	150819	4.80	4.66	
91 2-Chlorotoluene	126	18.789	18.789	0.000	97	141583	4.80	4.71	
93 4-Chlorotoluene	126	18.957	18.957	0.000	98	145348	4.80	4.72	
92 1,3,5-Trimethylbenzene	105	18.957	18.957	0.000	78	434758	4.80	4.69	
94 tert-Butylbenzene	119	19.422	19.422	0.000	93	475120	4.80	4.71	
95 1,2,4-Trimethylbenzene	105	19.481	19.481	0.000	97	426523	4.80	4.62	
96 sec-Butylbenzene	105	19.709	19.709	0.000	99	654899	4.80	4.65	
97 1,3-Dichlorobenzene	146	19.837	19.837	0.000	93	291206	4.80	4.59	
98 4-Isopropyltoluene	119	19.906	19.906	0.000	98	503708	4.80	4.61	
* 99 1,4-Dichlorobenzene-d4	152	19.916	19.916	0.000	98	1181799	25.0	25.0	
100 1,4-Dichlorobenzene	146	19.946	19.946	0.000	94	318876	4.80	4.64	
102 1,2-Dichlorobenzene	146	20.381	20.381	0.000	90	278276	4.80	4.65	
101 n-Butylbenzene	91	20.381	20.381	0.000	99	441294	4.80	4.54	
103 1,2-Dibromo-3-Chloropropan	75	21.192	21.192	0.000	90	46920	4.80	4.66	
104 1,2,4-Trichlorobenzene	180	22.022	22.022	0.000	94	172565	4.80	4.48	
105 Hexachlorobutadiene	225	22.200	22.200	0.000	87	100962	4.80	4.53	
106 Naphthalene	128	22.279	22.279	0.000	98	347122	4.80	4.56	
107 1,2,3-Trichlorobenzene	180	22.537	22.537	0.000	94	160844	4.80	4.58	

QC Flag Legend

Review Flags

M - Manually Integrated

Reagents:

8260cal.Bcorp_00017	Amount Added:	0.27	Units: uL	
8260cal.A_00025	Amount Added:	0.27	Units: uL	
8260calC_Acro_00003	Amount Added:	0.27	Units: uL	
8260IScorp._00017	Amount Added:	2.50	Units: uL	Run Reagent

Report Date: 31-Jul-2015 09:41:09 Chrom Revision: 2.2 09-Jul-2015 10:16:20

TestAmerica Burlington

Data File: \\ChromNA\Burlington\ChromData\CHL.i\20150729-15008.b\15008_06.D

Injection Date:	29-Jul-2015 14:11:30	Instrument ID:	CHL.i	Operator ID:	NEA
Lims ID:	IC			Worklist Smp#:	6
Client ID:					
Purge Vol:	5.000 mL	Dil. Factor:	1.0000	ALS Bottle#:	6
Method:	8260_L_W_Ver.2	Limit Group:	VM_8260C_Limits		

Column: DB-624 (0.53 mm)

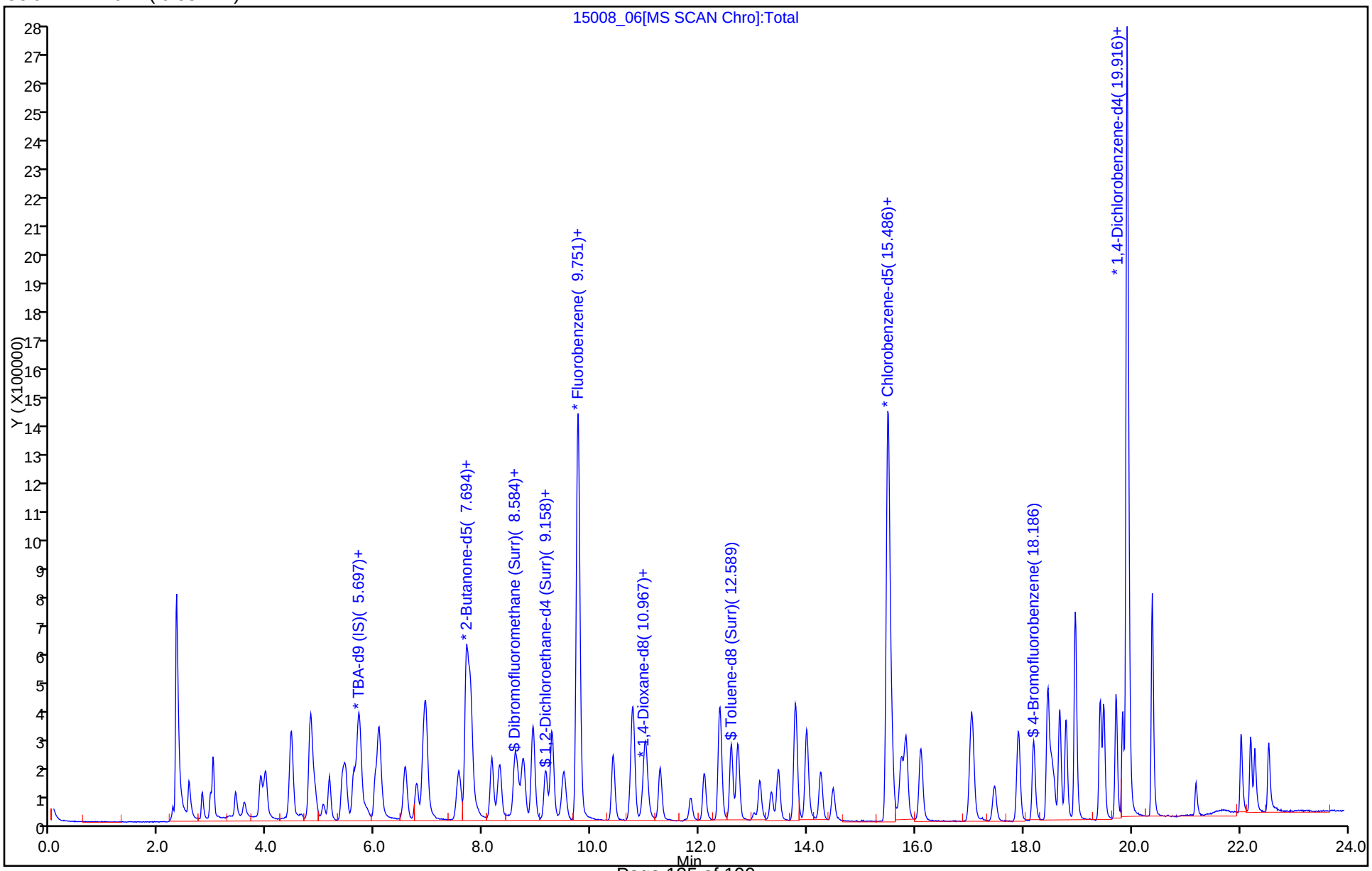

Manual Integration/User Assign Peak Report

TestAmerica Burlington

Data File: \\ChromNA\Burlington\ChromData\CHL.i\20150729-15008.b\15008_06.D
Injection Date: 29-Jul-2015 14:11:30 Instrument ID: CHL.i
Lims ID: IC
Client ID:
Operator ID: NEA ALS Bottle#: 6 Worklist Smp#: 6
Purge Vol: 5.000 mL Dil. Factor: 1.0000
Method: 8260_L_W_Ver.2 Limit Group: VM_8260C_Limits
Column: DB-624 (0.53 mm) Detector MS SCAN

22 2-Methyl-2-propanol, CAS: 75-65-0

Processing Integration Results

RT: 5.83
Area: 50745
Amount: 32.316989
Amount Units: ug/l

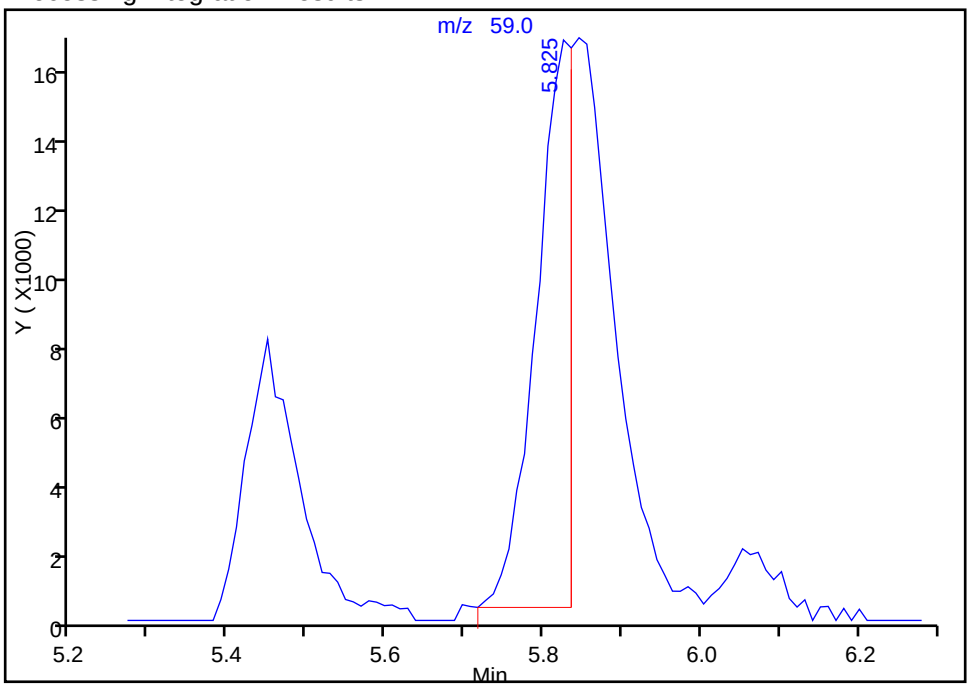

Manual Integration Results

RT: 5.85
Area: 102155
Amount: 43.550016
Amount Units: ug/l

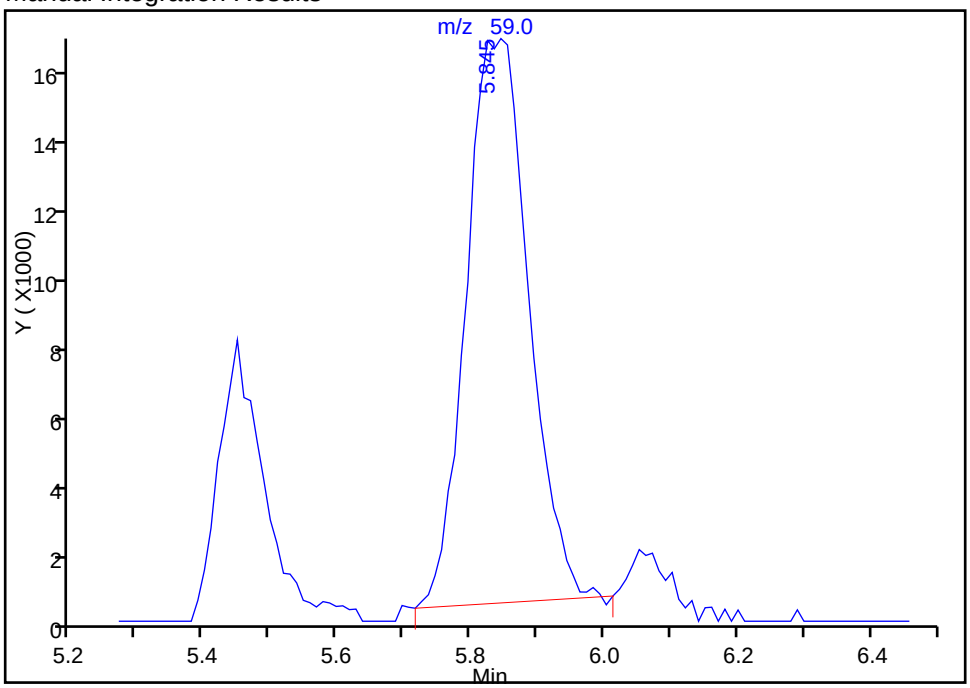

Reviewer: archern, 29-Jul-2015 15:36:53
Audit Action: Manually Integrated
Audit Reason: Baseline

TestAmerica Burlington
Target Compound Quantitation Report

Data File: \\ChromNA\Burlington\ChromData\CHL.i\20150729-15008.b\15008_07.D
Lims ID: ICIS
Client ID:
Sample Type: ICIS Calib Level: 5
Inject. Date: 29-Jul-2015 14:44:30 ALS Bottle#: 7 Worklist Smp#: 7
Purge Vol: 5.000 mL Dil. Factor: 1.0000
Sample Info: 200-0015008-007
Misc. Info.: 1,5
Operator ID: NEA Instrument ID: CHL.i
Sublist: chrom-8260_L_W_Ver.2*sub6

Method: \\ChromNA\Burlington\ChromData\CHL.i\20150729-15008.b\8260_L_W_Ver.2.m
Limit Group: VM_8260C_Limits
Last Update: 31-Jul-2015 09:41:10 Calib Date: 29-Jul-2015 15:49:30
Integrator: RTE ID Type: Deconvolution ID
Quant Method: Internal Standard Quant By: Initial Calibration
Last ICal File: \\ChromNA\Burlington\ChromData\CHL.i\20150729-15008.b\15008_09.D

Column 1 : DB-624 (0.53 mm) Det: MS SCAN
Process Host: XAWRK013

Compound	Sig	RT (min.)	Adj RT (min.)	Dlt RT (min.)	Q	Response	Cal Amt ug/l	OnCol Amt ug/l	Flags
1 Dichlorodifluoromethane	85	2.556	2.556	0.000	99	1292763	24.8	25.7	
2 Chloromethane	50	2.794	2.794	0.000	99	910164	24.8	22.8	
3 Vinyl chloride	62	2.952	2.952	0.000	98	1003549	24.8	24.7	
4 Butadiene	54	3.001	3.001	0.000	92	771037	24.8	25.9	
6 Bromomethane	94	3.407	3.407	0.000	99	598896	24.8	23.4	
7 Chloroethane	64	3.575	3.575	0.000	99	613172	24.8	25.2	
8 Dichlorofluoromethane	67	3.881	3.881	0.000	99	2152615	24.8	25.6	
9 Trichlorofluoromethane	101	3.970	3.970	0.000	98	1611636	24.8	26.0	
11 Ethyl ether	59	4.445	4.445	0.000	49	603376	24.8	26.2	
10 1,2-Dichloro-1,1,2-trifluo	67	4.445	4.445	0.000	96	2341328	24.8	26.3	
12 Acrolein	56	4.633	4.633	0.000	93	203572	124.0	120.7	
13 1,1-Dichloroethene	96	4.801	4.801	0.000	94	895709	24.8	26.3	
14 1,1,2-Trichloro-1,2,2-trif	101	4.811	4.811	0.000	92	1826018	24.8	26.8	
15 Acetone	43	4.890	4.890	0.000	86	1466457	124.1	132.0	
16 Iodomethane	142	5.048	5.048	0.000	97	1002091	24.8	25.2	
17 Carbon disulfide	76	5.157	5.157	0.000	99	2459586	24.8	24.5	
18 3-Chloro-1-propene	41	5.394	5.394	0.000	94	1758872	24.8	26.1	
19 Methyl acetate	74	5.453	5.453	0.000	99	568682	124.1	133.6	
20 Methylene Chloride	84	5.602	5.602	0.000	97	830834	24.8	22.9	
* 21 TBA-d9 (IS)	65	5.711	5.711	0.000	0	1359842	500.0	500.0	
22 2-Methyl-2-propanol	59	5.839	5.839	0.000	100	599204	248.2	256.7	
23 Acrylonitrile	53	5.997	5.997	0.000	95	2028754	248.2	282.5	
24 trans-1,2-Dichloroethene	96	6.067	6.067	0.000	98	940472	24.8	26.3	
25 Methyl tert-butyl ether	73	6.096	6.096	0.000	97	1936648	24.8	26.4	
27 Hexane	57	6.561	6.561	0.000	96	1345722	24.8	26.3	
28 1,1-Dichloroethane	63	6.769	6.769	0.000	99	1907686	24.8	26.1	
29 Vinyl acetate	86	6.877	6.877	0.000	100	253848	49.6	54.1	
31 2-Chloro-1,3-butadiene	53	6.927	6.927	0.000	57	1347746	24.8	26.4	
30 Isopropyl ether	45	6.937	6.937	0.000	91	4070896	24.8	26.2	
32 Tert-butyl ethyl ether	59	7.550	7.550	0.000	95	2950549	24.8	28.0	
* 33 2-Butanone-d5	46	7.688	7.688	0.000	0	1950179	125.0	125.0	

Compound	Sig	RT (min.)	Adj RT (min.)	Dlt RT (min.)	Q	Response	Cal Amt ug/l	OnCol Amt ug/l	Flags
35 cis-1,2-Dichloroethene	96	7.757	7.757	0.000	90	949241	24.8	26.3	
34 2,2-Dichloropropane	41	7.767	7.767	0.000	91	988173	24.8	24.0	
36 2-Butanone (MEK)	72	7.787	7.787	0.000	97	410474	124.1	128.4	
37 Propionitrile	54	7.866	7.866	0.000	55	345370	124.1	129.9	
38 Methacrylonitrile	67	8.143	8.143	0.000	55	240285	24.8	26.8	
39 Chlorobromomethane	128	8.163	8.163	0.000	95	559699	24.8	27.7	
40 Tetrahydrofuran	42	8.262	8.262	0.000	96	484833	49.6	52.0	
41 Chloroform	83	8.311	8.311	0.000	98	1736642	24.8	26.6	
$ 42 Dibromofluoromethane (Surr	113	8.578	8.578	0.000	97	1443000	24.8	26.6	
43 1,1,1-Trichloroethane	97	8.628	8.628	0.000	97	1447263	24.8	26.5	
44 Cyclohexane	56	8.736	8.736	0.000	97	1741490	24.8	26.3	
45 1,1-Dichloropropene	75	8.914	8.914	0.000	92	1399589	24.8	26.7	
46 Carbon tetrachloride	117	8.924	8.924	0.000	98	1345293	24.8	27.3	
47 Isobutyl alcohol	43	9.152	9.152	0.000	91	913513	620.4	638.2	
$ 48 1,2-Dichloroethane-d4 (Sur	65	9.152	9.152	0.000	0	755416	24.8	25.6	
49 Benzene	78	9.270	9.270	0.000	97	2673997	24.8	26.3	
50 1,2-Dichloroethane	62	9.280	9.280	0.000	91	927990	24.8	26.6	
51 Tert-amyl methyl ether	73	9.488	9.488	0.000	96	2251380	24.8	26.4	
* 52 Fluorobenzene	96	9.755	9.755	0.000	97	2837544	25.0	25.0	
53 n-Heptane	43	9.775	9.775	0.000	96	1565454	24.8	25.9	
54 Trichloroethene	95	10.398	10.398	0.000	98	1143065	24.8	26.6	
55 Methylcyclohexane	83	10.754	10.754	0.000	89	1407540	24.8	26.5	
56 1,2-Dichloropropane	63	10.773	10.773	0.000	90	1182687	24.8	26.1	
* 57 1,4-Dioxane-d8	96	10.951	10.951	0.000	0	136764	500.0	500.0	
58 Dibromomethane	93	10.981	10.981	0.000	98	861774	24.8	26.5	
59 Methyl methacrylate	69	11.021	11.021	0.000	97	778874	24.8	25.8	
60 1,4-Dioxane	88	11.050	11.050	0.000	38	149532	496.3	540.0	
61 Dichlorobromomethane	83	11.268	11.268	0.000	98	1769615	24.8	26.9	
62 2-Chloroethyl vinyl ether	63	11.831	11.831	0.000	92	572467	24.8	26.7	
63 cis-1,3-Dichloropropene	75	12.088	12.088	0.000	97	1487806	24.8	25.8	
64 4-Methyl-2-pentanone (MIBK	43	12.375	12.375	0.000	96	5353218	124.1	133.3	
$ 65 Toluene-d8 (Surr)	98	12.583	12.583	0.000	98	2522179	24.8	26.6	
66 Toluene	92	12.711	12.711	0.000	94	1746682	24.8	26.5	
67 trans-1,3-Dichloropropene	75	13.107	13.107	0.000	97	1165750	24.8	24.9	
68 Ethyl methacrylate	69	13.325	13.325	0.000	96	892102	24.8	26.0	
69 1,1,2-Trichloroethane	83	13.463	13.463	0.000	96	814292	24.8	26.5	
70 Tetrachloroethene	166	13.770	13.770	0.000	97	1317975	24.8	26.9	
71 1,3-Dichloropropane	76	13.789	13.789	0.000	98	1563710	24.8	26.6	
72 2-Hexanone	43	13.977	13.977	0.000	99	4307782	124.1	134.4	
73 Chlorodibromomethane	129	14.244	14.244	0.000	97	1487949	24.8	27.0	
74 Ethylene Dibromide	107	14.472	14.472	0.000	99	1347680	24.8	27.0	
* 75 Chlorobenzene-d5	117	15.490	15.490	0.000	88	2278676	25.0	25.0	
76 Chlorobenzene	112	15.549	15.549	0.000	93	2170196	24.8	26.4	
77 1,1,1,2-Tetrachloroethane	131	15.737	15.737	0.000	98	1086342	24.8	27.0	
78 Ethylbenzene	91	15.826	15.826	0.000	99	3510457	24.8	26.5	
79 m-Xylene & p-Xylene	106	16.103	16.103	0.000	0	1297120	24.8	27.0	
S 80 Xylenes, Total	106				0		49.6	53.7	
81 o-Xylene	106	17.023	17.023	0.000	91	1234619	24.8	26.7	
82 Styrene	104	17.062	17.062	0.000	93	1822729	24.8	26.8	
83 Bromoform	173	17.458	17.458	0.000	93	1065153	24.8	28.0	
84 Isopropylbenzene	105	17.903	17.903	0.000	96	3599676	24.8	26.6	
$ 85 4-Bromofluorobenzene	95	18.180	18.180	0.000	85	1556837	24.8	26.4	

Compound	Sig	RT (min.)	Adj RT (min.)	Dlt RT (min.)	Q	Response	Cal Amt ug/l	OnCol Amt ug/l	Flags
86 Bromobenzene	156	18.447	18.447	0.000	94	1093877	24.8	26.9	
87 1,1,2,2-Tetrachloroethane	83	18.457	18.457	0.000	99	1552547	24.8	25.0	
88 1,2,3-Trichloropropane	110	18.516	18.516	0.000	95	371188	24.8	26.4	
89 trans-1,4-Dichloro-2-buten	53	18.565	18.565	0.000	86	333972	24.8	28.4	
90 N-Propylbenzene	120	18.674	18.674	0.000	98	912610	24.8	26.7	
91 2-Chlorotoluene	126	18.793	18.793	0.000	98	841204	24.8	26.5	
93 4-Chlorotoluene	126	18.961	18.961	0.000	98	849372	24.8	26.1	
92 1,3,5-Trimethylbenzene	105	18.961	18.961	0.000	78	2600391	24.8	26.5	
94 tert-Butylbenzene	119	19.426	19.426	0.000	93	2834051	24.8	26.6	
95 1,2,4-Trimethylbenzene	105	19.485	19.485	0.000	97	2583898	24.8	26.5	
96 sec-Butylbenzene	105	19.712	19.712	0.000	99	3947814	24.8	26.5	
97 1,3-Dichlorobenzene	146	19.841	19.841	0.000	94	1765439	24.8	26.3	
98 4-Isopropyltoluene	119	19.910	19.910	0.000	98	3061151	24.8	26.5	
* 99 1,4-Dichlorobenzene-d4	152	19.920	19.920	0.000	97	1249304	25.0	25.0	
100 1,4-Dichlorobenzene	146	19.950	19.950	0.000	94	1910940	24.8	26.3	
102 1,2-Dichlorobenzene	146	20.385	20.385	0.000	78	1667393	24.8	26.3	
101 n-Butylbenzene	91	20.385	20.385	0.000	98	2717051	24.8	26.4	
103 1,2-Dibromo-3-Chloropropan	75	21.196	21.196	0.000	93	286487	24.8	26.9	
104 1,2,4-Trichlorobenzene	180	22.026	22.026	0.000	94	1076859	24.8	26.5	
105 Hexachlorobutadiene	225	22.204	22.204	0.000	86	604053	24.8	25.6	
106 Naphthalene	128	22.283	22.283	0.000	98	2098220	24.8	26.1	
107 1,2,3-Trichlorobenzene	180	22.540	22.540	0.000	95	969982	24.8	26.1	

Reagents:

8260cal.Bcorp_00017	Amount Added:	1.41	Units: uL	
8260cal.A_00025	Amount Added:	1.41	Units: uL	
8260calC_Acro_00003	Amount Added:	1.41	Units: uL	
8260IScorp._00017	Amount Added:	2.50	Units: uL	Run Reagent

Report Date: 31-Jul-2015 09:41:11 Chrom Revision: 2.2 09-Jul-2015 10:16:20

TestAmerica Burlington

Data File: \\ChromNA\Burlington\ChromData\CHL.i\20150729-15008.b\15008_07.D

Injection Date:	29-Jul-2015 14:44:30	Instrument ID:	CHL.i	Operator ID:	NEA
Lims ID:	ICIS			Worklist Smp#:	7
Client ID:					
Purge Vol:	5.000 mL	Dil. Factor:	1.0000	ALS Bottle#:	7
Method:	8260_L_W_Ver.2	Limit Group:	VM_8260C_Limits		

Column: DB-624 (0.53 mm)

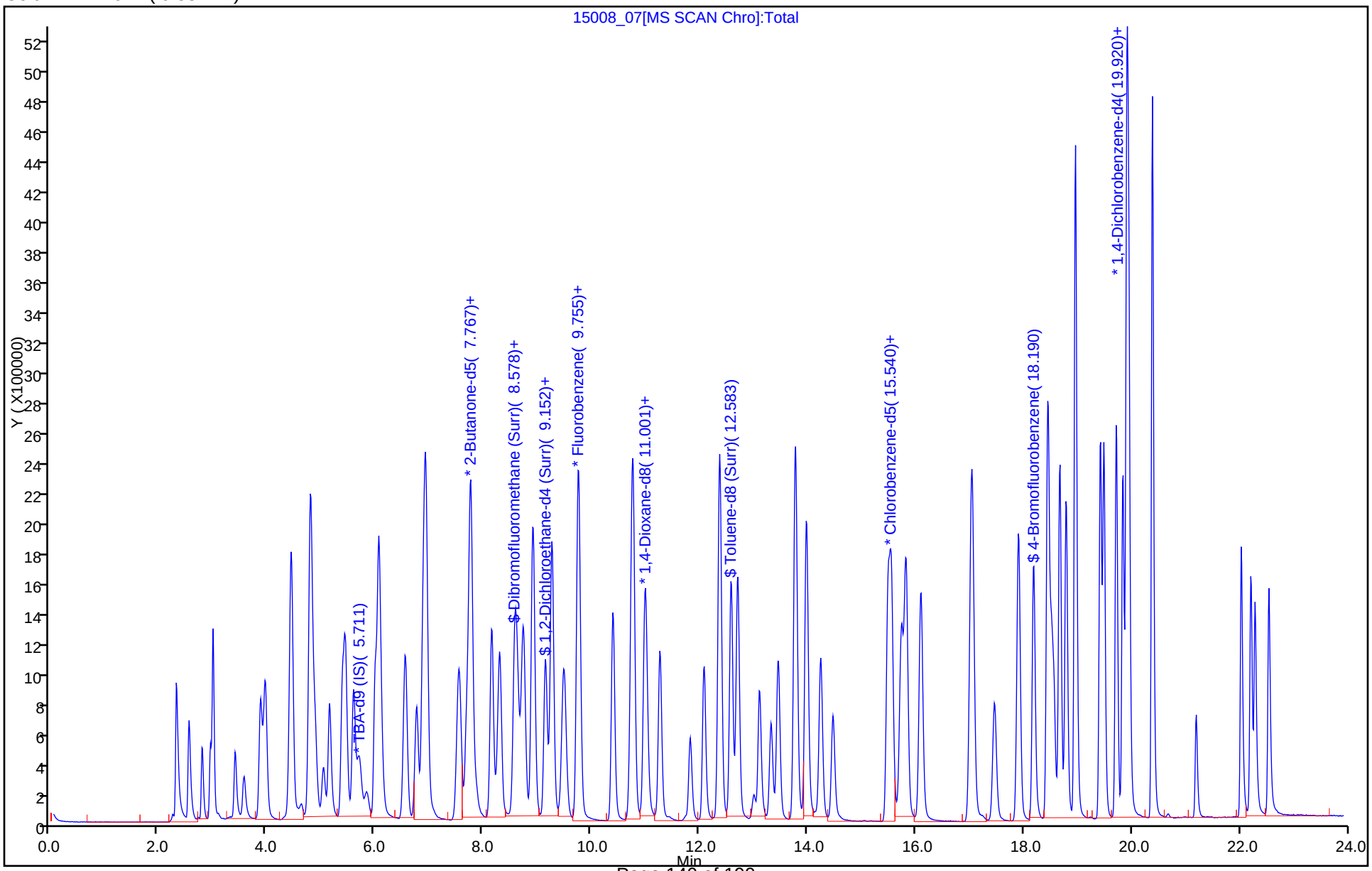

TestAmerica Burlington
Target Compound Quantitation Report

Data File: \\ChromNA\Burlington\ChromData\CHL.i\20150729-15008.b\15008_08.D
Lims ID: IC
Client ID:
Sample Type: IC Calib Level: 6
Inject. Date: 29-Jul-2015 15:16:30 ALS Bottle#: 8 Worklist Smp#: 8
Purge Vol: 5.000 mL Dil. Factor: 1.0000
Sample Info: 200-0015008-008
Misc. Info.: 1,5
Operator ID: NEA Instrument ID: CHL.i
Sublist: chrom-8260_L_W_Ver.2*sub6

Method: \\ChromNA\Burlington\ChromData\CHL.i\20150729-15008.b\8260_L_W_Ver.2.m
Limit Group: VM_8260C_Limits
Last Update: 31-Jul-2015 09:41:12 Calib Date: 29-Jul-2015 15:49:30
Integrator: RTE ID Type: Deconvolution ID
Quant Method: Internal Standard Quant By: Initial Calibration
Last ICal File: \\ChromNA\Burlington\ChromData\CHL.i\20150729-15008.b\15008_09.D

Column 1 : DB-624 (0.53 mm) Det: MS SCAN
Process Host: XAWRK013

Compound	Sig	RT (min.)	Adj RT (min.)	Dlt RT (min.)	Q	Response	Cal Amt ug/l	OnCol Amt ug/l	Flags
1 Dichlorodifluoromethane	85	2.560	2.556	0.004	99	2590716	50.0	50.3	
2 Chloromethane	50	2.807	2.794	0.013	99	1882475	50.0	46.2	
3 Vinyl chloride	62	2.955	2.952	0.003	98	2035270	50.0	49.0	
4 Butadiene	54	3.005	3.001	0.004	92	1533926	50.0	50.3	
6 Bromomethane	94	3.400	3.407	-0.007	99	1309938	50.0	50.1	
7 Chloroethane	64	3.568	3.575	-0.007	99	1228008	50.0	49.2	
8 Dichlorofluoromethane	67	3.885	3.881	0.004	98	4356660	50.0	50.7	
9 Trichlorofluoromethane	101	3.964	3.970	-0.006	98	3237555	50.0	51.0	
11 Ethyl ether	59	4.449	4.445	0.003	91	1234387	50.0	52.3	
10 1,2-Dichloro-1,1,2-trifluo	67	4.449	4.445	0.003	97	4690727	50.0	51.6	
12 Acrolein	56	4.646	4.633	0.013	94	449992	249.8	260.8	
13 1,1-Dichloroethene	96	4.804	4.801	0.003	95	1821391	50.0	52.2	
14 1,1,2-Trichloro-1,2,2-trif	101	4.824	4.811	0.013	93	3665742	50.0	52.6	
15 Acetone	43	4.903	4.890	0.013	85	3032492	249.9	257.1	
16 Iodomethane	142	5.052	5.048	0.004	97	2368926	50.0	58.1	
17 Carbon disulfide	76	5.160	5.157	0.003	99	4984066	50.0	48.6	
18 3-Chloro-1-propene	41	5.398	5.394	0.004	94	3541744	50.0	51.3	
19 Methyl acetate	74	5.457	5.453	0.004	99	1216753	249.9	269.3	
20 Methylene Chloride	84	5.605	5.602	0.003	97	1706008	50.0	45.9	
* 21 TBA-d9 (IS)	65	5.724	5.711	0.013	0	1441782	500.0	500.0	
22 2-Methyl-2-propanol	59	5.863	5.839	0.024	99	1286918	499.8	520.0	
23 Acrylonitrile	53	6.011	5.997	0.014	95	4287451	499.8	583.4	
24 trans-1,2-Dichloroethene	96	6.070	6.067	0.003	98	1926070	50.0	52.7	
25 Methyl tert-butyl ether	73	6.100	6.096	0.004	97	3975867	50.0	52.9	
S 26 1,2-Dichloroethene, Total	96				0			104.9	
27 Hexane	57	6.565	6.561	0.004	96	2700889	50.0	51.6	
28 1,1-Dichloroethane	63	6.772	6.769	0.003	99	3867023	50.0	51.8	
29 Vinyl acetate	86	6.881	6.877	0.004	100	552851	100.0	115.2	
31 2-Chloro-1,3-butadiene	53	6.940	6.927	0.013	62	2721889	50.0	52.0	
30 Isopropyl ether	45	6.940	6.937	0.003	90	8350276	50.0	52.5	
32 Tert-butyl ethyl ether	59	7.553	7.550	0.003	97	5879179	50.0	54.6	

Compound	Sig	RT (min.)	Adj RT (min.)	Dlt RT (min.)	Q	Response	Cal Amt ug/l	OnCol Amt ug/l	Flags
* 33 2-Butanone-d5	46	7.692	7.688	0.004	0	2069620	125.0	125.0	
34 2,2-Dichloropropane	41	7.761	7.767	-0.006	93	1912856	50.0	45.4	
35 cis-1,2-Dichloroethene	96	7.761	7.757	0.004	90	1929948	50.0	52.3	
36 2-Butanone (MEK)	72	7.791	7.787	0.004	97	869559	249.9	256.2	
37 Propionitrile	54	7.870	7.866	0.004	99	741376	249.9	272.6	
38 Methacrylonitrile	67	8.147	8.143	0.004	96	502198	50.0	54.7	
39 Chlorobromomethane	128	8.166	8.163	0.003	95	1059848	50.0	51.2	
40 Tetrahydrofuran	42	8.265	8.262	0.003	97	1045051	100.0	109.6	
41 Chloroform	83	8.305	8.311	-0.006	98	3517276	50.0	52.7	
$ 42 Dibromofluoromethane (Surr	113	8.582	8.578	0.004	97	2973426	50.0	53.6	
43 1,1,1-Trichloroethane	97	8.631	8.628	0.003	97	2948455	50.0	52.8	
44 Cyclohexane	56	8.740	8.736	0.004	97	3545968	50.0	52.3	
45 1,1-Dichloropropene	75	8.918	8.914	0.004	92	2833603	50.0	52.8	
46 Carbon tetrachloride	117	8.928	8.924	0.004	98	2719464	50.0	54.0	
47 Isobutyl alcohol	43	9.155	9.152	0.003	91	1955166	1249.6	1334.8	
$ 48 1,2-Dichloroethane-d4 (Sur	65	9.145	9.152	-0.007	0	1525819	50.0	50.6	
49 Benzene	78	9.264	9.270	-0.006	97	5489131	50.0	52.7	
50 1,2-Dichloroethane	62	9.284	9.280	0.004	92	1908789	50.0	53.5	
51 Tert-amyl methyl ether	73	9.492	9.488	0.004	96	4624123	50.0	53.0	
* 52 Fluorobenzene	96	9.749	9.755	-0.006	97	2903575	25.0	25.0	
53 n-Heptane	43	9.768	9.775	-0.007	96	3190009	50.0	51.6	
54 Trichloroethene	95	10.401	10.398	0.003	98	2300118	50.0	52.2	
55 Methylcyclohexane	83	10.757	10.754	0.003	87	2844989	50.0	52.3	
56 1,2-Dichloropropane	63	10.777	10.773	0.004	91	2431102	50.0	52.5	
* 57 1,4-Dioxane-d8	96	10.955	10.951	0.004	0	150600	500.0	500.0	
58 Dibromomethane	93	10.985	10.981	0.004	98	1769124	50.0	53.1	
59 Methyl methacrylate	69	11.014	11.021	-0.007	99	1658331	50.0	53.9	
60 1,4-Dioxane	88	11.054	11.050	0.004	41	311307	999.7	1020.9	
61 Dichlorobromomethane	83	11.271	11.268	0.003	98	3625358	50.0	53.8	
62 2-Chloroethyl vinyl ether	63	11.825	11.831	-0.006	92	1211355	50.0	55.1	
63 cis-1,3-Dichloropropene	75	12.082	12.088	-0.006	96	3073079	50.0	52.0	
64 4-Methyl-2-pentanone (MIBK	43	12.369	12.375	-0.006	96	11211217	249.9	263.1	
$ 65 Toluene-d8 (Surr)	98	12.587	12.583	0.004	98	5131358	50.0	53.0	
66 Toluene	92	12.705	12.711	-0.006	94	3569366	50.0	53.2	
67 trans-1,3-Dichloropropene	75	13.111	13.107	0.004	97	2437447	50.0	51.2	
68 Ethyl methacrylate	69	13.328	13.325	0.003	96	1863548	50.0	53.1	
69 1,1,2-Trichloroethane	83	13.457	13.463	-0.006	96	1675168	50.0	53.4	
70 Tetrachloroethene	166	13.773	13.770	0.003	97	2679186	50.0	53.6	
71 1,3-Dichloropropane	76	13.783	13.789	-0.006	98	3186106	50.0	53.3	
72 2-Hexanone	43	13.981	13.977	0.004	99	8954735	249.9	263.2	
73 Chlorodibromomethane	129	14.248	14.244	0.004	98	3070134	50.0	54.6	
74 Ethylene Dibromide	107	14.465	14.472	-0.007	98	2796108	50.0	54.9	
* 75 Chlorobenzene-d5	117	15.494	15.490	0.004	88	2323001	25.0	25.0	
76 Chlorobenzene	112	15.553	15.549	0.004	92	4412828	50.0	52.7	
77 1,1,1,2-Tetrachloroethane	131	15.741	15.737	0.004	99	2220229	50.0	54.1	
78 Ethylbenzene	91	15.820	15.826	-0.006	99	7193870	50.0	53.3	
79 m-Xylene & p-Xylene	106	16.097	16.103	-0.006	0	2645994	50.0	54.0	
S 80 Xylenes, Total	106				0		100.0	107.1	
81 o-Xylene	106	17.026	17.023	0.003	92	2499815	50.0	53.1	
82 Styrene	104	17.056	17.062	-0.006	91	3767329	50.0	54.4	
83 Bromoform	173	17.461	17.458	0.003	94	2241394	50.0	57.8	
84 Isopropylbenzene	105	17.906	17.903	0.003	96	7306174	50.0	51.5	

Compound	Sig	RT (min.)	Adj RT (min.)	Dlt RT (min.)	Q	Response	Cal Amt ug/l	OnCol Amt ug/l	Flags
$ 85 4-Bromofluorobenzene	95	18.183	18.180	0.003	85	3197335	50.0	51.6	
86 Bromobenzene	156	18.440	18.447	-0.007	94	2255232	50.0	52.8	
87 1,1,2,2-Tetrachloroethane	83	18.460	18.457	0.003	100	3256400	50.0	49.9	
88 1,2,3-Trichloropropane	110	18.520	18.516	0.004	94	768758	50.0	52.0	
89 trans-1,4-Dichloro-2-buten	53	18.559	18.565	-0.006	83	626694	50.0	50.8	
90 N-Propylbenzene	120	18.668	18.674	-0.006	98	1873614	50.0	52.2	
91 2-Chlorotoluene	126	18.786	18.793	-0.007	97	1713698	50.0	51.4	
93 4-Chlorotoluene	126	18.955	18.961	-0.006	97	1784520	50.0	52.2	
92 1,3,5-Trimethylbenzene	105	18.955	18.961	-0.006	78	5355769	50.0	52.1	
94 tert-Butylbenzene	119	19.419	19.426	-0.007	93	5786184	50.0	51.7	
95 1,2,4-Trimethylbenzene	105	19.489	19.485	0.004	98	5306969	50.0	51.8	
96 sec-Butylbenzene	105	19.716	19.712	0.004	99	8109865	50.0	51.9	
97 1,3-Dichlorobenzene	146	19.835	19.841	-0.006	94	3691353	50.0	52.4	
98 4-Isopropyltoluene	119	19.904	19.910	-0.006	98	6321967	50.0	52.2	
* 99 1,4-Dichlorobenzene-d4	152	19.914	19.920	-0.006	96	1311295	25.0	25.0	
100 1,4-Dichlorobenzene	146	19.943	19.950	-0.007	93	3859548	50.0	50.6	
102 1,2-Dichlorobenzene	146	20.379	20.385	-0.007	93	3414569	50.0	51.4	
101 n-Butylbenzene	91	20.379	20.385	-0.007	99	5637709	50.0	52.2	
103 1,2-Dibromo-3-Chloropropan	75	21.189	21.196	-0.007	93	605713	50.0	54.3	
104 1,2,4-Trichlorobenzene	180	22.030	22.026	0.004	94	2260578	50.0	52.9	
105 Hexachlorobutadiene	225	22.208	22.204	0.004	88	1244980	50.0	50.3	
106 Naphthalene	128	22.277	22.283	-0.006	98	4415885	50.0	52.3	
107 1,2,3-Trichlorobenzene	180	22.534	22.540	-0.006	95	2022138	50.0	51.9	

Reagents:

8260cal.Bcorp_00017	Amount Added:	2.84	Units: uL	
8260cal.A_00025	Amount Added:	2.84	Units: uL	
8260calC_Acro_00003	Amount Added:	2.84	Units: uL	
8260IScorp._00017	Amount Added:	2.50	Units: uL	Run Reagent

Report Date: 31-Jul-2015 09:41:12 Chrom Revision: 2.2 09-Jul-2015 10:16:20

TestAmerica Burlington

Data File: \\ChromNA\Burlington\ChromData\CHL.i\20150729-15008.b\15008_08.D

Injection Date:	29-Jul-2015 15:16:30	Instrument ID:	CHL.i	Operator ID:	NEA
Lims ID:	IC			Worklist Smp#:	8
Client ID:					
Purge Vol:	5.000 mL	Dil. Factor:	1.0000	ALS Bottle#:	8
Method:	8260_L_W_Ver.2	Limit Group:	VM_8260C_Limits		

Column: DB-624 (0.53 mm)

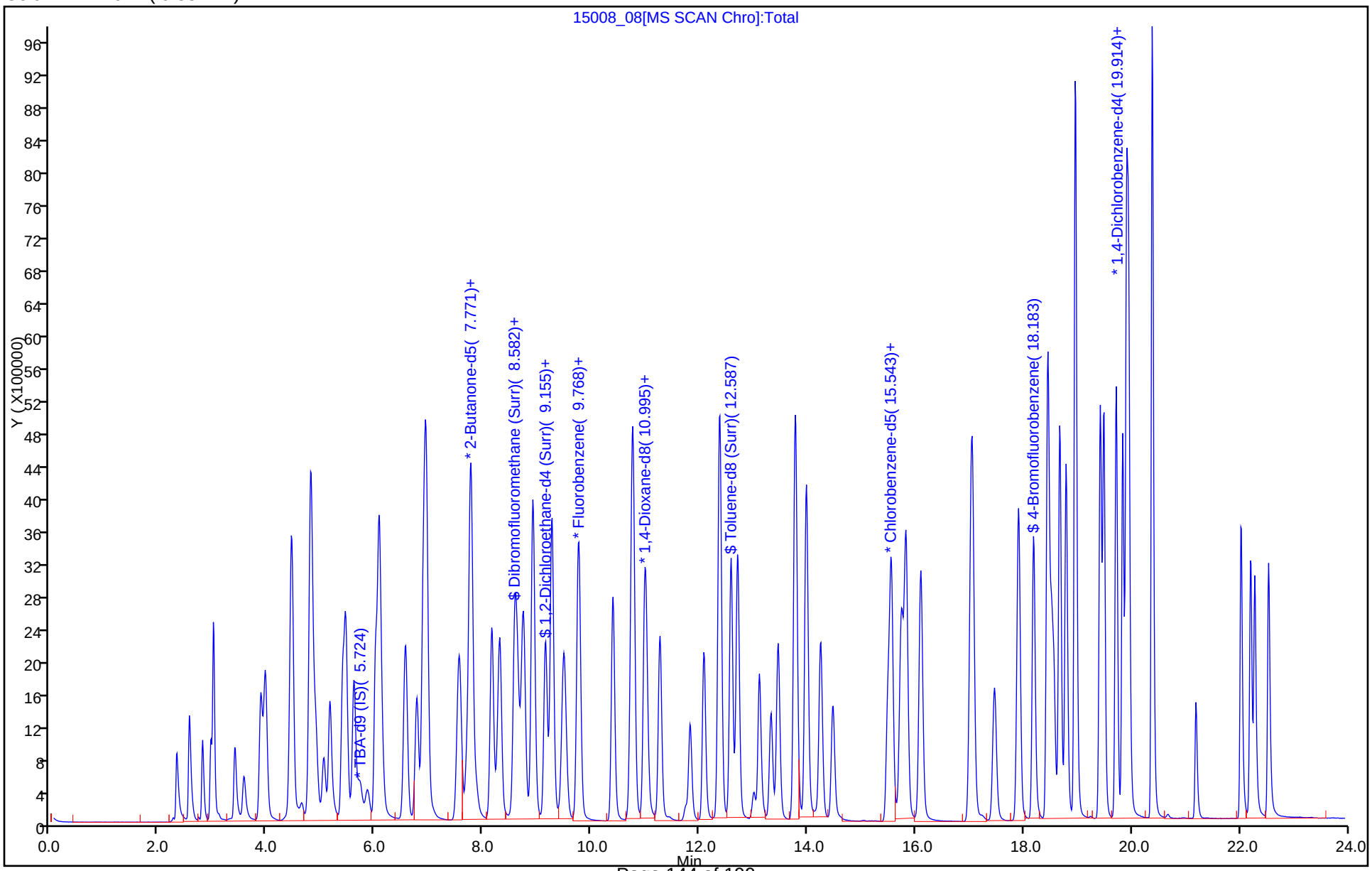

TestAmerica Burlington
Target Compound Quantitation Report

Data File: \\ChromNA\Burlington\ChromData\CHL.i\20150729-15008.b\15008_09.D
Lims ID: IC
Client ID:
Sample Type: IC Calib Level: 7
Inject. Date: 29-Jul-2015 15:49:30 ALS Bottle#: 9 Worklist Smp#: 9
Purge Vol: 5.000 mL Dil. Factor: 1.0000
Sample Info: 200-0015008-009
Misc. Info.: 1,5
Operator ID: NEA Instrument ID: CHL.i
Sublist: chrom-8260_L_W_Ver.2*sub6

Method: \\ChromNA\Burlington\ChromData\CHL.i\20150729-15008.b\8260_L_W_Ver.2.m
Limit Group: VM_8260C_Limits
Last Update: 31-Jul-2015 09:41:13 Calib Date: 29-Jul-2015 15:49:30
Integrator: RTE ID Type: Deconvolution ID
Quant Method: Internal Standard Quant By: Initial Calibration
Last ICal File: \\ChromNA\Burlington\ChromData\CHL.i\20150729-15008.b\15008_09.D

Column 1 : DB-624 (0.53 mm) Det: MS SCAN
Process Host: XAWRK013

	Compound	Sig	RT (min.)	Adj RT (min.)	Dlt RT (min.)	Q	Response	Cal Amt ug/l	OnCol Amt ug/l	Flags
	1 Dichlorodifluoromethane	85	2.553	2.556	-0.003	99	5320305	100.1	98.7	
	2 Chloromethane	50	2.791	2.794	-0.004	99	3960004	100.1	92.7	
	3 Vinyl chloride	62	2.949	2.952	-0.003	98	4228333	100.1	97.1	
	4 Butadiene	54	2.998	3.001	-0.003	92	3154864	100.1	98.7	
	6 Bromomethane	94	3.384	3.407	-0.023	99	2872253	100.1	104.8	
	7 Chloroethane	64	3.532	3.575	-0.043	99	2427517	100.1	92.9	
	8 Dichlorofluoromethane	67	3.868	3.881	-0.013	98	8972273	100.1	99.6	
	9 Trichlorofluoromethane	101	3.947	3.970	-0.023	98	6578290	100.1	98.8	
	11 Ethyl ether	59	4.442	4.445	-0.003	92	2511873	100.1	101.6	
	10 1,2-Dichloro-1,1,2-trifluo	67	4.432	4.445	-0.013	96	9761876	100.1	102.4	
	12 Acrolein	56	4.630	4.633	-0.003	94	869939	500.5	481.2	
	13 1,1-Dichloroethene	96	4.778	4.801	-0.023	95	3821278	100.1	104.5	
	14 1,1,2-Trichloro-1,2,2-trif	101	4.798	4.811	-0.013	93	7628426	100.1	104.4	
	15 Acetone	43	4.897	4.890	0.007	86	5900555	500.7	491.2	
	16 Iodomethane	142	5.035	5.048	-0.013	97	5162962	100.1	120.9	
	17 Carbon disulfide	76	5.144	5.157	-0.013	99	10472434	100.1	97.5	
	18 3-Chloro-1-propene	41	5.381	5.394	-0.013	94	7177121	100.1	99.2	
	19 Methyl acetate	74	5.441	5.453	-0.012	99	2522746	500.7	548.2	
	20 Methylene Chloride	84	5.589	5.602	-0.013	97	3527209	100.1	90.6	
*	21 TBA-d9 (IS)	65	5.717	5.711	0.006	0	1450580	500.0	500.0	
	22 2-Methyl-2-propanol	59	5.856	5.839	0.017	100	2583070	1001.4	1037.4	
	23 Acrylonitrile	53	5.994	5.997	-0.003	96	8855413	1001.4	1150.1	
	24 trans-1,2-Dichloroethene	96	6.054	6.067	-0.013	97	4000858	100.1	104.4	
	25 Methyl tert-butyl ether	73	6.083	6.096	-0.013	97	8105107	100.1	102.9	
S	26 1,2-Dichloroethene, Total	96				0			208.4	
	27 Hexane	57	6.548	6.561	-0.013	96	5598548	100.1	102.1	
	28 1,1-Dichloroethane	63	6.756	6.769	-0.013	99	8146561	100.1	104.1	
	29 Vinyl acetate	86	6.874	6.877	-0.003	100	1010779	200.3	201.1	
	31 2-Chloro-1,3-butadiene	53	6.924	6.927	-0.003	90	5655435	100.1	103.2	
	30 Isopropyl ether	45	6.924	6.937	-0.013	97	17283255	100.1	103.7	
	32 Tert-butyl ethyl ether	59	7.547	7.550	-0.003	97	11931054	100.1	105.8	

Compound	Sig	RT (min.)	Adj RT (min.)	Dlt RT (min.)	Q	Response	Cal Amt ug/l	OnCol Amt ug/l	Flags
* 33 2-Butanone-d5	46	7.685	7.688	-0.003	0	2108011	125.0	125.0	
35 cis-1,2-Dichloroethene	96	7.745	7.757	-0.012	90	4023381	100.1	104.0	
34 2,2-Dichloropropane	41	7.745	7.767	-0.022	96	3830093	100.1	86.7	
36 2-Butanone (MEK)	72	7.784	7.787	-0.003	97	1740825	500.7	503.6	
37 Propionitrile	54	7.863	7.866	-0.003	99	1516090	500.7	532.1	
38 Methacrylonitrile	67	8.130	8.143	-0.013	95	1020620	100.1	106.1	
39 Chlorobromomethane	128	8.150	8.163	-0.013	95	2033728	100.1	93.8	
40 Tetrahydrofuran	42	8.259	8.262	-0.003	96	2157749	200.3	216.0	
41 Chloroform	83	8.298	8.311	-0.013	98	7239122	100.1	103.5	
$ 42 Dibromofluoromethane (Surr	113	8.565	8.578	-0.013	97	6087543	100.1	104.7	
43 1,1,1-Trichloroethane	97	8.615	8.628	-0.013	97	6051361	100.1	103.4	
44 Cyclohexane	56	8.723	8.736	-0.013	97	7426533	100.1	104.6	
45 1,1-Dichloropropene	75	8.901	8.914	-0.013	92	5917111	100.1	105.2	
46 Carbon tetrachloride	117	8.911	8.924	-0.013	98	5632363	100.1	106.7	
47 Isobutyl alcohol	43	9.159	9.152	0.007	92	3979783	2503.6	2593.3	
$ 48 1,2-Dichloroethane-d4 (Sur	65	9.139	9.152	-0.013	0	3090098	100.1	97.8	
49 Benzene	78	9.257	9.270	-0.013	97	11543920	100.1	105.7	
50 1,2-Dichloroethane	62	9.277	9.280	-0.003	92	3812219	100.1	102.0	
51 Tert-amyl methyl ether	73	9.485	9.488	-0.003	96	9522508	100.1	104.1	
* 52 Fluorobenzene	96	9.742	9.755	-0.013	97	3042115	25.0	25.0	
53 n-Heptane	43	9.762	9.775	-0.013	96	6593247	100.1	101.9	
54 Trichloroethene	95	10.395	10.398	-0.003	98	4882541	100.1	105.8	
55 Methylcyclohexane	83	10.751	10.754	-0.003	88	5934696	100.1	104.1	
56 1,2-Dichloropropane	63	10.770	10.773	-0.003	91	5025933	100.1	103.6	
* 57 1,4-Dioxane-d8	96	10.968	10.951	0.017	0	168413	500.0	500.0	
58 Dibromomethane	93	10.978	10.981	-0.003	98	3643900	100.1	104.5	
59 Methyl methacrylate	69	11.018	11.021	-0.003	98	3364831	100.1	105.3	
60 1,4-Dioxane	88		11.050				ND	ND	
61 Dichlorobromomethane	83	11.265	11.268	-0.003	98	7446904	100.1	105.5	
62 2-Chloroethyl vinyl ether	63	11.828	11.831	-0.003	92	2553639	100.1	110.9	
63 cis-1,3-Dichloropropene	75	12.085	12.088	-0.003	96	6252444	100.1	101.0	
64 4-Methyl-2-pentanone (MIBK	43	12.382	12.375	0.007	96	22391496	500.7	515.8	
$ 65 Toluene-d8 (Surr)	98	12.590	12.583	0.007	98	10715051	100.1	106.5	
66 Toluene	92	12.708	12.711	-0.003	94	7404834	100.1	106.1	
67 trans-1,3-Dichloropropene	75	13.114	13.107	0.007	98	4949815	100.1	100.0	
68 Ethyl methacrylate	69	13.331	13.325	0.006	95	3783846	100.1	102.9	
69 1,1,2-Trichloroethane	83	13.460	13.463	-0.003	96	3413028	100.1	104.8	
70 Tetrachloroethene	166	13.776	13.770	0.006	97	5566132	100.1	107.1	
71 1,3-Dichloropropane	76	13.786	13.789	-0.003	97	6544972	100.1	105.3	
72 2-Hexanone	43	13.984	13.977	0.007	99	17678882	500.7	510.3	
73 Chlorodibromomethane	129	14.251	14.244	0.007	98	6319313	100.1	108.2	
74 Ethylene Dibromide	107	14.478	14.472	0.006	99	5662910	100.1	107.1	
* 75 Chlorobenzene-d5	117	15.497	15.490	0.007	89	2413501	25.0	25.0	
76 Chlorobenzene	112	15.556	15.549	0.007	92	9146280	100.1	105.2	
77 1,1,1,2-Tetrachloroethane	131	15.744	15.737	0.007	99	4585402	100.1	107.4	
78 Ethylbenzene	91	15.833	15.826	0.007	99	15076986	100.1	107.5	
79 m-Xylene & p-Xylene	106	16.110	16.103	0.007	0	5484300	100.1	107.6	
S 80 Xylenes, Total	106				0		200.3	213.7	
81 o-Xylene	106	17.030	17.023	0.007	93	5185220	100.1	106.0	
82 Styrene	104	17.069	17.062	0.007	94	7866392	100.1	109.3	
83 Bromoform	173	17.465	17.458	0.007	95	4643147	100.1	115.2	
84 Isopropylbenzene	105	17.910	17.903	0.007	96	15364855	100.1	102.9	

Compound	Sig	RT (min.)	Adj RT (min.)	Dlt RT (min.)	Q	Response	Cal Amt ug/l	OnCol Amt ug/l	Flags
$ 85 4-Bromofluorobenzene	95	18.187	18.180	0.007	85	6641390	100.1	101.8	
86 Bromobenzene	156	18.454	18.447	0.007	95	4669167	100.1	104.0	
87 1,1,2,2-Tetrachloroethane	83	18.463	18.457	0.006	99	6522722	100.1	95.1	
88 1,2,3-Trichloropropane	110	18.523	18.516	0.007	94	1554530	100.1	100.0	
89 trans-1,4-Dichloro-2-buten	53	18.572	18.565	0.007	83	1266608	100.1	97.7	
90 N-Propylbenzene	120	18.681	18.674	0.007	98	3962864	100.1	104.9	
91 2-Chlorotoluene	126	18.790	18.793	-0.003	97	3604800	100.1	102.8	
93 4-Chlorotoluene	126	18.968	18.961	0.007	98	3737991	100.1	104.0	
92 1,3,5-Trimethylbenzene	105	18.968	18.961	0.007	78	11320276	100.1	104.7	
94 tert-Butylbenzene	119	19.423	19.426	-0.003	93	12229231	100.1	103.9	
95 1,2,4-Trimethylbenzene	105	19.492	19.485	0.007	97	11323218	100.1	105.0	
96 sec-Butylbenzene	105	19.719	19.712	0.007	100	17215145	100.1	104.8	
97 1,3-Dichlorobenzene	146	19.838	19.841	-0.003	95	7721245	100.1	104.2	
98 4-Isopropyltoluene	119	19.907	19.910	-0.003	98	13522735	100.1	106.1	
* 99 1,4-Dichlorobenzene-d4	152	19.927	19.920	0.007	96	1379219	25.0	25.0	
100 1,4-Dichlorobenzene	146	19.947	19.950	-0.003	93	8155061	100.1	101.6	
102 1,2-Dichlorobenzene	146	20.382	20.385	-0.003	92	7149474	100.1	102.3	
101 n-Butylbenzene	91	20.382	20.385	-0.003	99	12378055	100.1	109.0	
103 1,2-Dibromo-3-Chloropropan	75	21.193	21.196	-0.003	93	1213220	100.1	103.3	
104 1,2,4-Trichlorobenzene	180	22.033	22.026	0.007	94	4837357	100.1	107.7	
105 Hexachlorobutadiene	225	22.211	22.204	0.007	88	2610480	100.1	100.3	
106 Naphthalene	128	22.280	22.283	-0.003	99	9237167	100.1	104.0	
107 1,2,3-Trichlorobenzene	180	22.537	22.540	-0.003	95	4289793	100.1	104.7	

QC Flag Legend

Processing Flags

ND - Not Detected or Marked ND

Reagents:

8260cal.Bcorp_00017	Amount Added:	5.69	Units: uL	
8260cal.A_00025	Amount Added:	5.69	Units: uL	
8260calC_Acro_00003	Amount Added:	5.69	Units: uL	
8260IScorp._00017	Amount Added:	2.50	Units: uL	Run Reagent

Report Date: 31-Jul-2015 09:41:14 Chrom Revision: 2.2 09-Jul-2015 10:16:20

TestAmerica Burlington

Data File: \\ChromNA\Burlington\ChromData\CHL.i\20150729-15008.b\15008_09.D

Injection Date:	29-Jul-2015 15:49:30	Instrument ID:	CHL.i	Operator ID:	NEA
Lims ID:	IC			Worklist Smp#:	9
Client ID:					
Purge Vol:	5.000 mL	Dil. Factor:	1.0000	ALS Bottle#:	9
Method:	8260_L_W_Ver.2	Limit Group:	VM_8260C_Limits		

Column: DB-624 (0.53 mm)

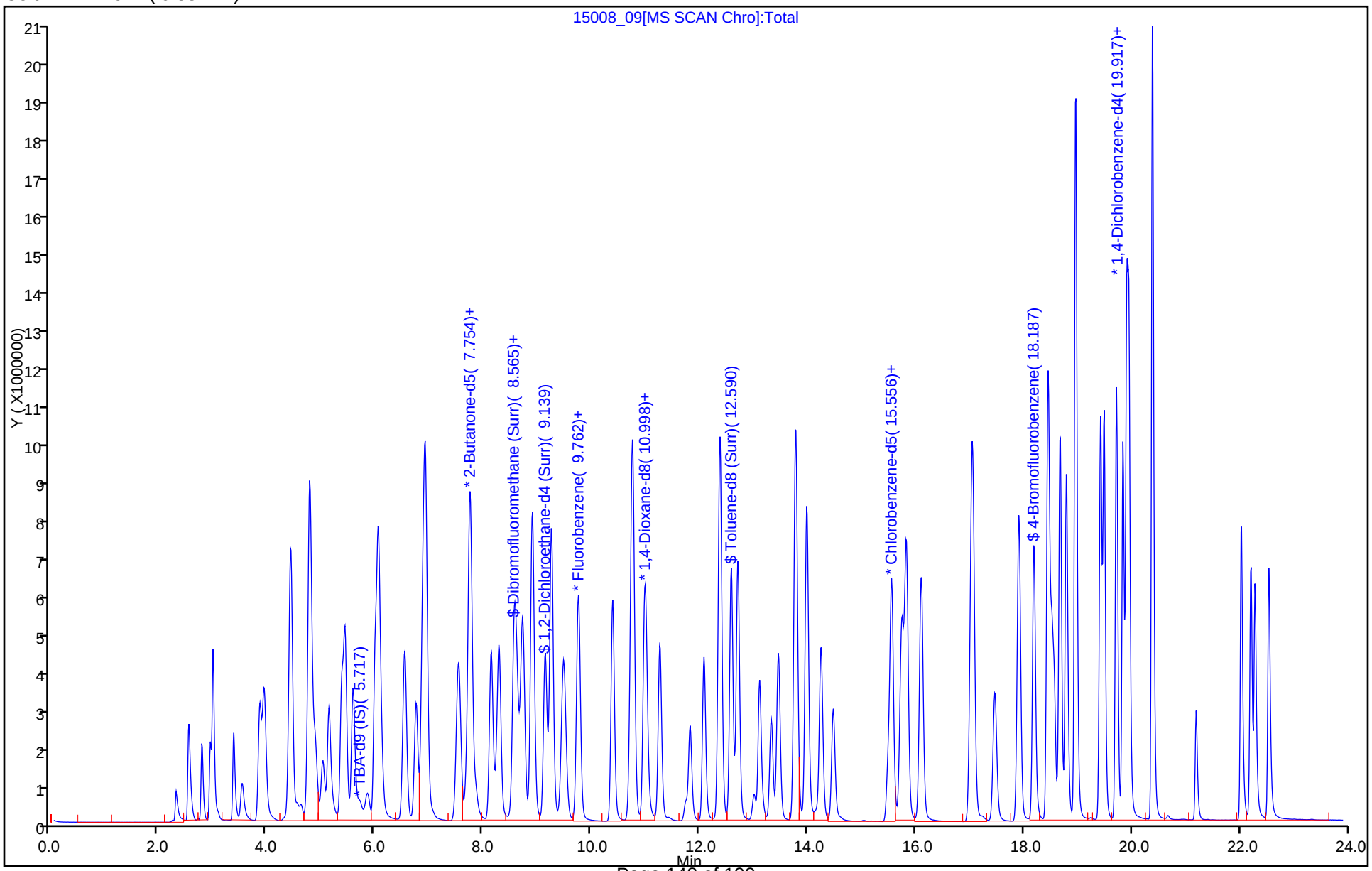

FORM VII
GC/MS VOA CONTINUING CALIBRATION DATA

Lab Name: TestAmerica Burlington Job No.: 200-29045-1

SDG No.: 200-29045

Lab Sample ID: ICV 200-92008/11 Calibration Date: 07/29/2015 16:54

Instrument ID: CHL.i Calib Start Date: 07/29/2015 12:33

GC Column: DB-624 ID: 0.53(mm) Calib End Date: 07/29/2015 15:49

Lab File ID: 15008_11.D Conc. Units: ug/L Heated Purge: (Y/N) N

ANALYTE	CURVE TYPE	AVE RRF	RRF	MIN RRF	CALC AMOUNT	SPIKE AMOUNT	%D	MAX %D
Dichlorodifluoromethane	Ave	0.4431	0.5571	0.1000	31.2	24.8	25.7	30.0
Chloromethane	Ave	0.3510	0.3544	0.1000	25.1	24.8	1.0	30.0
Vinyl chloride	Ave	0.3578	0.3813	0.1000	26.5	24.8	6.6	30.0
Butadiene	Ave	0.2626	0.2778		26.2	24.8	5.8	30.0
Bromomethane	Ave	0.2252	0.2487	0.1000	27.4	24.8	10.4	30.0
Chloroethane	Ave	0.2148	0.2287	0.1000	26.4	24.8	6.5	30.0
Dichlorofluoromethane	Ave	0.7405	0.7889		26.4	24.8	6.5	30.0
Trichlorofluoromethane	Ave	0.5469	0.6039	0.1000	27.4	24.8	10.4	30.0
1,2-Dichloro-1,1,2-trifluoro ethane	Ave	0.7833	0.8181		25.9	24.8	4.4	30.0
Ethyl ether	Ave	0.2032	0.2130		26.0	24.8	4.8	30.0
Acrolein	Ave	0.0149	0.0199		166	124	33.9*	30.0
1,1-Dichloroethene	Ave	0.3005	0.3027	0.1000	25.0	24.8	0.7	30.0
1,1,2-Trichloro-1,2,2-trifluoroethane	Ave	0.6004	0.6189	0.1000	25.6	24.8	3.1	30.0
Acetone	Ave	0.7123	0.8911	0.1000	155	124	25.1	30.0
Iodomethane	Ave	0.3509	0.3582		25.3	24.8	2.1	30.0
Carbon disulfide	Ave	0.8828	0.8431	0.1000	23.7	24.8	-4.5	30.0
3-Chloro-1-propene	Ave	0.5948	0.5876		24.5	24.8	-1.2	30.0
Methyl acetate	Ave	0.2729	0.3271	0.1000	149	124	19.9	30.0
Methylene Chloride	Ave	0.3199	0.2933	0.1000	22.8	24.8	-8.3	30.0
2-Methyl-2-propanol	Ave	0.8582	0.8994		260	248	4.8	30.0
Acrylonitrile	Ave	0.0633	0.0693		272	248	9.5	30.0
trans-1,2-Dichloroethene	Ave	0.3149	0.3354	0.1000	26.4	24.8	6.5	30.0
Methyl tert-butyl ether	Ave	0.6475	0.6659	0.1000	25.5	24.8	2.8	30.0
Hexane	Ave	0.4507	0.4976		27.4	24.8	10.4	30.0
1,1-Dichloroethane	Ave	0.6431	0.6769	0.2000	26.1	24.8	5.3	30.0
Vinyl acetate	Ave	0.0413	0.0417		50.1	49.6	0.9	30.0
2-Chloro-1,3-butadiene	Ave	0.4505	0.5133		28.3	24.8	13.9	30.0
Isopropyl ether	Ave	1.369	1.472		26.7	24.8	7.5	30.0
Tert-butyl ethyl ether	Ave	0.9268	0.997		26.7	24.8	7.6	30.0
2,2-Dichloropropane	Ave	0.3629	0.3613		24.7	24.8	-0.4	30.0
cis-1,2-Dichloroethene	Ave	0.3178	0.3320	0.1000	25.9	24.8	4.5	30.0
2-Butanone (MEK)	Ave	0.2050	0.2418	0.1000	146	124	18.0	30.0
Propionitrile	Ave	0.0234	0.0237		126	124	1.4	30.0
Methacrylonitrile	Ave	0.0790	0.0830		26.1	24.8	5.0	30.0
Chlorobromomethane	Ave	0.1783	0.1985		27.6	24.8	11.4	30.0
Tetrahydrofuran	Ave	0.0821	0.0827		50.0	49.6	0.7	30.0
Chloroform	Ave	0.5747	0.6097	0.2000	26.3	24.8	6.1	30.0
1,1,1-Trichloroethane	Ave	0.4810	0.5068	0.1000	26.1	24.8	5.4	30.0
Cyclohexane	Ave	0.5837	0.6086	0.1000	25.9	24.8	4.3	30.0
1,1-Dichloropropene	Ave	0.4622	0.5255		28.2	24.8	13.7	30.0

FORM VII
GC/MS VOA CONTINUING CALIBRATION DATA

Lab Name: TestAmerica Burlington Job No.: 200-29045-1

SDG No.: 200-29045

Lab Sample ID: ICV 200-92008/11 Calibration Date: 07/29/2015 16:54

Instrument ID: CHL.i Calib Start Date: 07/29/2015 12:33

GC Column: DB-624 ID: 0.53(mm) Calib End Date: 07/29/2015 15:49

Lab File ID: 15008_11.D Conc. Units: ug/L Heated Purge: (Y/N) N

ANALYTE	CURVE TYPE	AVE RRF	RRF	MIN RRF	CALC AMOUNT	SPIKE AMOUNT	%D	MAX %D
Carbon tetrachloride	Ave	0.4340	0.4769	0.1000	27.3	24.8	9.9	30.0
Isobutyl alcohol	Ave	0.0126	0.0127		623	620	0.4	30.0
Benzene	Ave	0.8972	0.9421	0.5000	26.1	24.8	5.0	30.0
1,2-Dichloroethane	Ave	0.3072	0.3243	0.1000	26.2	24.8	5.6	30.0
Tert-amyl methyl ether	Ave	0.7515	0.8137		26.9	24.8	8.3	30.0
n-Heptane	Ave	0.5318	0.5819		27.2	24.8	9.4	30.0
Trichloroethene	Ave	0.3792	0.3892	0.2000	25.5	24.8	2.6	30.0
Methylcyclohexane	Ave	0.4683	0.4934	0.1000	26.1	24.8	5.4	30.0
1,2-Dichloropropane	Ave	0.3987	0.4155	0.1000	25.9	24.8	4.2	30.0
Dibromomethane	Ave	0.2867	0.3032		26.2	24.8	5.8	30.0
Methyl methacrylate	Ave	0.3310	0.3384		25.4	24.8	2.2	30.0
1,4-Dioxane	Ave	1.012	0.9948		488	496	-1.7	30.0
Dichlorobromomethane	Ave	0.5802	0.6078	0.2000	26.0	24.8	4.7	30.0
2-Chloroethyl vinyl ether	Ave	0.1892	0.2122		27.8	24.8	12.1	30.0
cis-1,3-Dichloropropene	Ave	0.5088	0.5395	0.2000	26.3	24.8	6.0	30.0
4-Methyl-2-pentanone (MIBK)	Ave	2.574	2.934	0.1000	141	124	14.0	30.0
Toluene	Ave	0.7227	0.7702	0.4000	26.5	24.8	6.6	30.0
trans-1,3-Dichloropropene	Ave	0.5127	0.5685	0.1000	27.5	24.8	10.9	30.0
Ethyl methacrylate	Ave	0.3022	0.3466		28.5	24.8	14.7	30.0
1,1,2-Trichloroethane	Ave	0.3374	0.3635	0.1000	26.7	24.8	7.7	30.0
Tetrachloroethene	Ave	0.5382	0.5806	0.2000	26.8	24.8	7.9	30.0
1,3-Dichloropropane	Ave	0.6438	0.6773		26.1	24.8	5.2	30.0
2-Hexanone	Ave	2.054	2.487	0.1000	150	124	21.1	30.0
Chlorodibromomethane	Ave	0.6047	0.6536	0.1000	26.8	24.8	8.1	30.0
Ethylene Dibromide	Ave	0.5478	0.5949	0.1000	26.9	24.8	8.6	30.0
Chlorobenzene	Ave	0.9005	0.9523	0.5000	26.2	24.8	5.8	30.0
1,1,1,2-Tetrachloroethane	Ave	0.4421	0.4773		26.8	24.8	8.0	30.0
Ethylbenzene	Ave	1.453	1.536	0.1000	26.2	24.8	5.7	30.0
m-Xylene & p-Xylene	Ave	0.5277	0.5709	0.1000	26.8	24.8	8.2	30.0
o-Xylene	Ave	0.5067	0.5422	0.3000	26.6	24.8	7.0	30.0
Styrene	Ave	0.7455	0.7674	0.3000	25.5	24.8	2.9	30.0
Bromoform	Ave	0.4176	0.4578	0.1000	27.2	24.8	9.6	30.0
Isopropylbenzene	Ave	2.706	2.868	0.1000	26.3	24.8	6.0	30.0
Bromobenzene	Ave	0.8141	0.8706		26.5	24.8	6.9	30.0
1,1,2,2-Tetrachloroethane	Ave	1.243	1.300	0.3000	26.0	24.8	4.6	30.0
1,2,3-Trichloropropane	Ave	0.2818	0.2942		25.9	24.8	4.4	30.0
trans-1,4-Dichloro-2-butene	Ave	0.2350	0.2569		27.1	24.8	9.3	30.0
N-Propylbenzene	Ave	0.6849	0.7364		26.7	24.8	7.5	30.0
2-Chlorotoluene	Ave	0.6356	0.6704		26.2	24.8	5.5	30.0
1,3,5-Trimethylbenzene	Ave	1.960	2.069		26.2	24.8	5.5	30.0
4-Chlorotoluene	Ave	0.6517	0.6819		26.0	24.8	4.6	30.0

FORM VII
GC/MS VOA CONTINUING CALIBRATION DATA

Lab Name: TestAmerica Burlington Job No.: 200-29045-1

SDG No.: 200-29045

Lab Sample ID: ICV 200-92008/11 Calibration Date: 07/29/2015 16:54

Instrument ID: CHL.i Calib Start Date: 07/29/2015 12:33

GC Column: DB-624 ID: 0.53(mm) Calib End Date: 07/29/2015 15:49

Lab File ID: 15008_11.D Conc. Units: ug/L Heated Purge: (Y/N) N

ANALYTE	CURVE TYPE	AVE RRF	RRF	MIN RRF	CALC AMOUNT	SPIKE AMOUNT	%D	MAX %D
tert-Butylbenzene	Ave	2.134	2.260		26.3	24.8	5.9	30.0
1,2,4-Trimethylbenzene	Ave	1.955	2.026		25.7	24.8	3.6	30.0
sec-Butylbenzene	Ave	2.977	3.145		26.2	24.8	5.7	30.0
1,3-Dichlorobenzene	Ave	1.343	1.414	0.6000	26.1	24.8	5.3	30.0
4-Isopropyltoluene	Ave	2.311	2.420		26.0	24.8	4.7	30.0
1,4-Dichlorobenzene	Ave	1.455	1.522	0.5000	26.0	24.8	4.6	30.0
1,2-Dichlorobenzene	Ave	1.267	1.332	0.4000	26.1	24.8	5.1	30.0
n-Butylbenzene	Ave	2.058	2.146		25.9	24.8	4.3	30.0
1,2-Dibromo-3-Chloropropane	Ave	0.2128	0.2339	0.0500	27.3	24.8	9.9	30.0
1,2,4-Trichlorobenzene	Ave	0.8142	0.8706	0.2000	26.5	24.8	6.9	30.0
Hexachlorobutadiene	Ave	0.4720	0.4910		25.8	24.8	4.0	30.0
Naphthalene	Ave	1.611	1.697		26.1	24.8	5.4	30.0
1,2,3-Trichlorobenzene	Ave	0.7424	0.7601		25.4	24.8	2.4	30.0
Dibromofluoromethane (Surr)	Ave	0.4780	0.5257		27.5	25.0	10.0	30.0
1,2-Dichloroethane-d4 (Surr)	Ave	0.2597	0.2731		26.3	25.0	5.1	30.0
Toluene-d8 (Surr)	Ave	1.042	1.147		27.5	25.0	10.1	30.0
4-Bromofluorobenzene	Ave	1.182	1.276		27.0	25.0	8.0	30.0

TestAmerica Burlington
Target Compound Quantitation Report

Data File: \\ChromNA\Burlington\ChromData\CHL.i\20150729-15008.b\15008_11.D
Lims ID: ICV
Client ID:
Sample Type: ICV
Inject. Date: 29-Jul-2015 16:54:30 ALS Bottle#: 11 Worklist Smp#: 11
Purge Vol: 5.000 mL Dil. Factor: 1.0000
Sample Info: 200-0015008-011
Misc. Info.: 1,5
Operator ID: NEA Instrument ID: CHL.i
Sublist:

Method: \\ChromNA\Burlington\ChromData\CHL.i\20150729-15008.b\8260_L_W_Ver.2.m
Limit Group: VM_8260C_Limits
Last Update: 31-Jul-2015 09:41:23 Calib Date: 29-Jul-2015 15:49:30
Integrator: RTE ID Type: Deconvolution ID
Quant Method: Internal Standard Quant By: Initial Calibration
Last ICal File: \\ChromNA\Burlington\ChromData\CHL.i\20150729-15008.b\15008_09.D

Column 1 : DB-624 (0.53 mm) Det: MS SCAN
Process Host: XAWRK013

Compound	Sig	RT (min.)	Adj RT (min.)	Dlt RT (min.)	Q	Response	Cal Amt ug/l	OnCol Amt ug/l	Flags
1 Dichlorodifluoromethane	85	2.559	2.556	0.003	99	1596217	24.8	31.2	
2 Chloromethane	50	2.796	2.794	0.002	99	1015427	24.8	25.1	
3 Vinyl chloride	62	2.954	2.952	0.002	98	1092608	24.8	26.5	
4 Butadiene	54	3.004	3.001	0.003	93	795920	24.8	26.2	
6 Bromomethane	94	3.409	3.407	0.002	99	712502	24.8	27.4	
7 Chloroethane	64	3.577	3.575	0.002	99	655379	24.8	26.4	
8 Dichlorofluoromethane	67	3.884	3.881	0.003	91	2260297	24.8	26.4	
9 Trichlorofluoromethane	101	3.973	3.970	0.003	99	1730139	24.8	27.4	
11 Ethyl ether	59	4.457	4.445	0.012	49	610274	24.8	26.0	
10 1,2-Dichloro-1,1,2-trifluo	67	4.457	4.445	0.012	96	2343921	24.8	25.9	
12 Acrolein	56	4.645	4.633	0.012	93	284889	124.0	166.1	
13 1,1-Dichloroethene	96	4.803	4.801	0.002	96	867235	24.8	25.0	
14 1,1,2-Trichloro-1,2,2-trif	101	4.823	4.811	0.012	92	1773355	24.8	25.6	
15 Acetone	43	4.902	4.890	0.012	86	1759599	124.1	155.2	
16 Iodomethane	142	5.060	5.048	0.012	97	1026231	24.8	25.3	
17 Carbon disulfide	76	5.169	5.157	0.012	99	2415621	24.8	23.7	
18 3-Chloro-1-propene	41	5.407	5.394	0.013	94	1683656	24.8	24.5	
19 Methyl acetate	74	5.456	5.453	0.003	99	645995	124.1	148.8	
20 Methylene Chloride	84	5.614	5.602	0.012	97	840281	24.8	22.8	
* 21 TBA-d9 (IS)	65	5.723	5.711	0.012	0	1360886	500.0	500.0	
22 2-Methyl-2-propanol	59	5.851	5.839	0.012	99	607510	248.2	260.1	
23 Acrylonitrile	53	6.010	5.997	0.013	95	1984568	248.2	271.6	
24 trans-1,2-Dichloroethene	96	6.079	6.067	0.012	98	960844	24.8	26.4	
25 Methyl tert-butyl ether	73	6.099	6.096	0.003	97	1907869	24.8	25.5	
27 Hexane	57	6.563	6.561	0.002	96	1425719	24.8	27.4	
28 1,1-Dichloroethane	63	6.771	6.769	0.002	99	1939392	24.8	26.1	
29 Vinyl acetate	86	6.900	6.877	0.023	100	238902	49.6	50.1	
31 2-Chloro-1,3-butadiene	53	6.939	6.927	0.012	90	1470669	24.8	28.3	
30 Isopropyl ether	45	6.939	6.937	0.002	92	4218333	24.8	26.7	
32 Tert-butyl ethyl ether	59	7.552	7.550	0.002	97	2857912	24.8	26.7	
* 33 2-Butanone-d5	46	7.691	7.688	0.003	0	1989383	125.0	125.0	

Compound	Sig	RT (min.)	Adj RT (min.)	Dlt RT (min.)	Q	Response	Cal Amt ug/l	OnCol Amt ug/l	Flags
35 cis-1,2-Dichloroethene	96	7.760	7.757	0.003	90	951326	24.8	25.9	
34 2,2-Dichloropropane	41	7.760	7.767	-0.007	93	1035308	24.8	24.7	
36 2-Butanone (MEK)	72	7.799	7.787	0.012	97	477502	124.1	146.4	
37 Propionitrile	54	7.879	7.866	0.013	98	340048	124.1	125.8	
38 Methacrylonitrile	67	8.146	8.143	0.003	95	237909	24.8	26.1	
39 Chlorobromomethane	128	8.165	8.163	0.002	95	568766	24.8	27.6	
40 Tetrahydrofuran	42	8.274	8.262	0.012	96	473894	49.6	50.0	
41 Chloroform	83	8.314	8.311	0.003	98	1747029	24.8	26.3	
$ 42 Dibromofluoromethane (Surr	113	8.581	8.578	0.003	97	1517364	25.0	27.5	7
43 1,1,1-Trichloroethane	97	8.630	8.628	0.002	97	1451988	24.8	26.1	
44 Cyclohexane	56	8.749	8.736	0.013	97	1743680	24.8	25.9	
45 1,1-Dichloropropene	75	8.927	8.914	0.013	93	1505718	24.8	28.2	
46 Carbon tetrachloride	117	8.927	8.924	0.003	97	1366515	24.8	27.3	
47 Isobutyl alcohol	43	9.154	9.152	0.002	90	906956	620.4	622.9	
$ 48 1,2-Dichloroethane-d4 (Sur	65	9.154	9.152	0.002	0	788277	25.0	26.3	
49 Benzene	78	9.273	9.270	0.003	97	2699280	24.8	26.1	
50 1,2-Dichloroethane	62	9.283	9.280	0.003	92	929307	24.8	26.2	
51 Tert-amyl methyl ether	73	9.500	9.488	0.012	96	2331311	24.8	26.9	
* 52 Fluorobenzene	96	9.757	9.755	0.002	97	2886422	25.0	25.0	
53 n-Heptane	43	9.777	9.775	0.002	96	1667122	24.8	27.2	
54 Trichloroethene	95	10.410	10.398	0.012	98	1115176	24.8	25.5	
55 Methylcyclohexane	83	10.756	10.754	0.002	87	1413700	24.8	26.1	
56 1,2-Dichloropropane	63	10.776	10.773	0.003	90	1190449	24.8	25.9	
* 57 1,4-Dioxane-d8	96	10.964	10.951	0.013	0	144094	500.0	500.0	
58 Dibromomethane	93	10.984	10.981	0.003	98	868702	24.8	26.2	
59 Methyl methacrylate	69	11.023	11.021	0.002	99	770676	24.8	25.4	
60 1,4-Dioxane	88	11.053	11.050	0.003	93	142293	496.3	487.7	
61 Dichlorobromomethane	83	11.270	11.268	0.002	98	1741319	24.8	26.0	
62 2-Chloroethyl vinyl ether	63	11.834	11.831	0.003	92	607861	24.8	27.8	
63 cis-1,3-Dichloropropene	75	12.091	12.088	0.003	96	1545650	24.8	26.3	
64 4-Methyl-2-pentanone (MIBK	43	12.378	12.375	0.003	96	5794785	124.1	141.4	
$ 65 Toluene-d8 (Surr)	98	12.595	12.583	0.012	98	2631063	25.0	27.5	
66 Toluene	92	12.714	12.711	0.003	94	1754013	24.8	26.5	
67 trans-1,3-Dichloropropene	75	13.119	13.107	0.012	97	1294616	24.8	27.5	
68 Ethyl methacrylate	69	13.337	13.325	0.012	95	993208	24.8	28.5	
69 1,1,2-Trichloroethane	83	13.465	13.463	0.002	96	827675	24.8	26.7	
70 Tetrachloroethene	166	13.772	13.770	0.002	97	1322108	24.8	26.8	
71 1,3-Dichloropropane	76	13.792	13.789	0.003	98	1542403	24.8	26.1	
72 2-Hexanone	43	13.980	13.977	0.003	100	4911432	124.1	150.2	
73 Chlorodibromomethane	129	14.247	14.244	0.003	98	1488479	24.8	26.8	
74 Ethylene Dibromide	107	14.474	14.472	0.002	98	1354754	24.8	26.9	
* 75 Chlorobenzene-d5	117	15.493	15.490	0.003	88	2294117	25.0	25.0	
76 Chlorobenzene	112	15.552	15.549	0.003	92	2168567	24.8	26.2	
77 1,1,1,2-Tetrachloroethane	131	15.740	15.737	0.003	98	1087000	24.8	26.8	
78 Ethylbenzene	91	15.829	15.826	0.003	99	3497721	24.8	26.2	
79 m-Xylene & p-Xylene	106	16.106	16.103	0.003	0	1300133	24.8	26.8	
S 80 Xylenes, Total	106				0		49.6	53.4	
81 o-Xylene	106	17.025	17.023	0.002	92	1234790	24.8	26.6	
82 Styrene	104	17.065	17.062	0.003	90	1747570	24.8	25.5	
83 Bromoform	173	17.460	17.458	0.002	94	1042611	24.8	27.2	
84 Isopropylbenzene	105	17.915	17.903	0.012	96	3607897	24.8	26.3	
$ 85 4-Bromofluorobenzene	95	18.192	18.180	0.012	85	1617147	25.0	27.0	

Compound	Sig	RT (min.)	Adj RT (min.)	Dlt RT (min.)	Q	Response	Cal Amt ug/l	OnCol Amt ug/l	Flags
86 Bromobenzene	156	18.449	18.447	0.002	93	1095123	24.8	26.5	
87 1,1,2,2-Tetrachloroethane	83	18.469	18.457	0.012	100	1635220	24.8	26.0	
88 1,2,3-Trichloropropane	110	18.528	18.516	0.012	92	370032	24.8	25.9	
89 trans-1,4-Dichloro-2-buten	53	18.568	18.565	0.003	85	323101	24.8	27.1	
90 N-Propylbenzene	120	18.677	18.674	0.003	98	926350	24.8	26.7	
91 2-Chlorotoluene	126	18.795	18.793	0.002	98	843260	24.8	26.2	
93 4-Chlorotoluene	126	18.963	18.961	0.002	97	857747	24.8	26.0	
92 1,3,5-Trimethylbenzene	105	18.963	18.961	0.002	78	2602435	24.8	26.2	
94 tert-Butylbenzene	119	19.428	19.426	0.002	94	2843015	24.8	26.3	
95 1,2,4-Trimethylbenzene	105	19.497	19.485	0.012	98	2548071	24.8	25.7	
96 sec-Butylbenzene	105	19.725	19.712	0.013	99	3956462	24.8	26.2	
97 1,3-Dichlorobenzene	146	19.843	19.841	0.002	94	1779016	24.8	26.1	
98 4-Isopropyltoluene	119	19.913	19.910	0.003	98	3044092	24.8	26.0	
* 99 1,4-Dichlorobenzene-d4	152	19.932	19.920	0.012	97	1267188	25.0	25.0	
100 1,4-Dichlorobenzene	146	19.962	19.950	0.012	93	1914590	24.8	26.0	
102 1,2-Dichlorobenzene	146	20.397	20.385	0.012	94	1675570	24.8	26.1	
101 n-Butylbenzene	91	20.397	20.385	0.012	99	2699469	24.8	25.9	
103 1,2-Dibromo-3-Chloropropan	75	21.198	21.196	0.002	93	294271	24.8	27.3	
104 1,2,4-Trichlorobenzene	180	22.039	22.026	0.013	94	1095076	24.8	26.5	
105 Hexachlorobutadiene	225	22.217	22.204	0.013	88	617551	24.8	25.8	
106 Naphthalene	128	22.296	22.283	0.013	98	2134463	24.8	26.1	
107 1,2,3-Trichlorobenzene	180	22.553	22.540	0.013	94	956117	24.8	25.4	

QC Flag Legend

Processing Flags

7 - Failed Limit of Detection

Reagents:

8260SScorp_00015	Amount Added:	2.50	Units: uL	
8260LCS.Bcorp_00019	Amount Added:	1.41	Units: uL	
8260LCS.C_Acr_00003	Amount Added:	1.41	Units: uL	
8260LCS.A_00026	Amount Added:	1.41	Units: uL	
8260IScorp._00017	Amount Added:	2.50	Units: uL	Run Reagent

Report Date: 31-Jul-2015 09:41:24 Chrom Revision: 2.2 09-Jul-2015 10:16:20

TestAmerica Burlington

Data File: \\ChromNA\Burlington\ChromData\CHL.i\20150729-15008.b\15008_11.D

Injection Date:	29-Jul-2015 16:54:30	Instrument ID:	CHL.i	Operator ID:	NEA
Lims ID:	ICV			Worklist Smp#:	11
Client ID:					
Purge Vol:	5.000 mL	Dil. Factor:	1.0000	ALS Bottle#:	11
Method:	8260_L_W_Ver.2	Limit Group:	VM_8260C_Limits		

Column: DB-624 (0.53 mm)

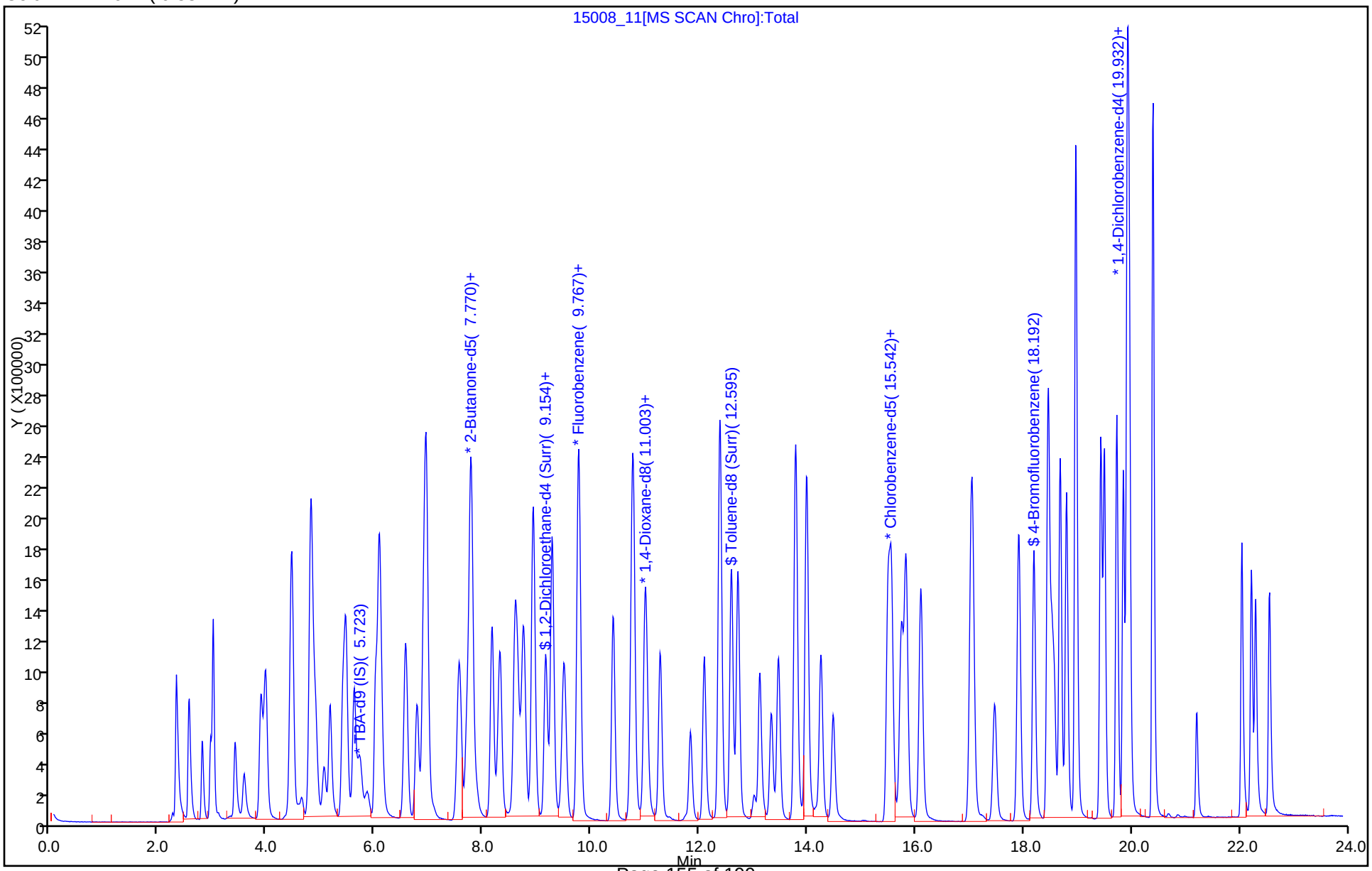

TestAmerica Burlington
Target Compound Quantitation Report

Data File:	\\ChromNA\Burlington\ChromData\CHL.i\20150729-15008.b\15008_01.D				
Lims ID:	BFB				
Client ID:					
Sample Type:	BFB				
Inject. Date:	29-Jul-2015 11:39:30	ALS Bottle#:	1	Worklist Smp#:	1
Injection Vol:	2.0 uL	Dil. Factor:	1.0000		
Sample Info:	200-0015008-001				
Misc. Info.:	1,5				
Operator ID:	NEA	Instrument ID:	CHL.i		
Method:	\\ChromNA\Burlington\ChromData\CHL.i\20150729-15008.b\8260_L_W_Ver.2.m				
Limit Group:	VM_8260C_Limits				
Last Update:	30-Jul-2015 16:25:51	Calib Date:	29-Jul-2015 15:49:30		
Integrator:	RTE	ID Type:	Deconvolution ID		
Quant Method:	Internal Standard	Quant By:	Initial Calibration		
Last ICal File:	\\ChromNA\Burlington\ChromData\CHL.i\20150729-15008.b\15008_09.D				
Column 1 :	DB-624 (0.53 mm)		Det: MS SCAN		
Process Host:	XAWRK004				

Compound	Sig	RT (min.)	Adj RT (min.)	Dlt RT (min.)	Q	Response	Cal Amt ug/l	OnCol Amt ug/l	Flags
$ 5 BFB	95	3.448	3.448	0.000	83	688039	NR	NR	7

QC Flag Legend

Processing Flags
NR - Missing Quant Standard
7 - Failed Limit of Detection

Reagents:

VMBFBw_00018 Amount Added: 2.00 Units: uL

MS Tune Report

TestAmerica Burlington

Data File: \\ChromNA\Burlington\ChromData\CHL.i\20150729-15008.b\15008_01.D
Injection Date: 29-Jul-2015 11:39:30 Instrument ID: CHL.i
Lims ID: BFB
Client ID:
Operator ID: NEA ALS Bottle#: 1 Worklist Smp#: 1
Injection Vol: 2.0 uL Dil. Factor: 1.0000
Method: 8260_L_W_Ver.2 Limit Group: VM_8260C_Limits
Tune Method: BFB Method 8260

$ 5 BFB

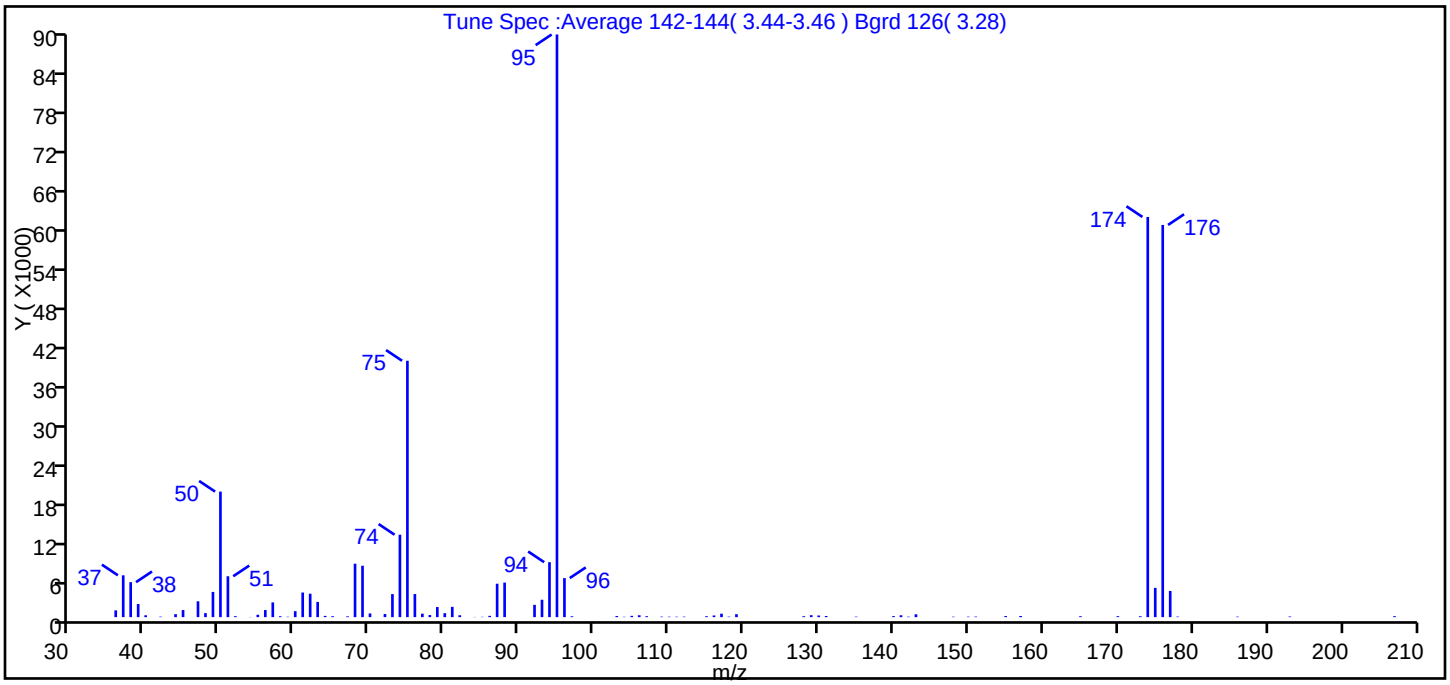

m/z	Ion Abundance Criteria	% Relative Abundance
95	Base peak, 100% relative abundance	100.0
50	15 to 40% of m/z 95	21.5
75	30 to 60% of m/z 95	44.0
96	5 to 9% of m/z 95	6.7
173	Less than 2% of m/z 174	0.2 (0.2)
174	50 to 120% of m/z 95	68.7
175	5 to 9% of m/z 174	5.0 (7.3)
176	Greater than 95% but less than 101% of m/z 174	67.3 (98.0)
177	5 to 9% of m/z 176	4.5 (6.7)

Data File: \\ChromNA\Burlington\ChromData\CHL.i\20150729-15008.b\15008_01.D\8260_L_W_Ver.2.rslt\spectra.d
Injection Date: 29-Jul-2015 11:39:30
Spectrum: Tune Spec :Average 142-144(3.44-3.46) Bgrd 126(3.28)
Base Peak: 95.00
Minimum % Base Peak: 0
Number of Points: 91

m/z	Y	m/z	Y	m/z	Y	m/z	Y
36.00	1036	63.00	2331	92.00	1883	131.00	175
37.00	6408	64.00	189	93.00	2666	135.00	76
38.00	5358	65.00	139	94.00	8418	140.00	160
39.00	2008	67.00	124	95.00	89232	141.00	289
40.00	284	68.00	8182	96.00	5982	142.00	75
42.00	76	69.00	7871	97.00	130	143.00	437
44.00	453	70.00	566	103.00	170	148.00	69
45.00	1089	72.00	474	104.00	55	150.00	74
47.00	2426	73.00	3532	105.00	198	151.00	87
48.00	616	74.00	12624	106.00	291	155.00	168
49.00	3863	75.00	39264	107.00	145	157.00	179
50.00	19224	76.00	3538	109.00	78	165.00	136
51.00	6263	77.00	531	110.00	72	170.00	145
52.00	150	78.00	320	111.00	68	173.00	135
54.00	26	79.00	1550	112.00	77	174.00	61288
55.00	367	80.00	607	115.00	143	175.00	4483
56.00	1090	81.00	1572	116.00	255	176.00	60064
57.00	2255	82.00	290	117.00	526	177.00	4012
58.00	136	84.00	28	118.00	74	178.00	84
59.00	59	85.00	49	119.00	450	186.00	78
60.00	914	86.00	199	128.00	143	193.00	98
61.00	3771	87.00	5119	129.00	298	207.00	147
62.00	3592	88.00	5295	130.00	253		

FORM I
GC/MS VOA ORGANICS ANALYSIS DATA SHEET

Lab Name: TestAmerica Burlington | Job No.: 200-29045-1

SDG No.: 200-29045

Client Sample ID: | Lab Sample ID: MB 200-92008/13

Matrix: Water | Lab File ID: 15008_13.D

Analysis Method: 8260C | Date Collected:

Sample wt/vol: 5(mL) | Date Analyzed: 07/29/2015 17:59

Soil Aliquot Vol: | Dilution Factor: 1

Soil Extract Vol.: | GC Column: DB-624 ID: 0.53(mm)

% Moisture: | Level: (low/med) Low

Analysis Batch No.: 92008 | Units: ug/L

CAS NO.	COMPOUND NAME	RESULT	Q	LOQ	LOD	DL
75-71-8	Dichlorodifluoromethane	0.40	U	1.0	0.40	0.27
74-87-3	Chloromethane	0.40	U	1.0	0.40	0.34
75-01-4	Vinyl chloride	0.40	U	1.0	0.40	0.23
74-83-9	Bromomethane	0.454	J	1.0	0.40	0.34
75-00-3	Chloroethane	0.40	U	1.0	0.40	0.37
75-69-4	Trichlorofluoromethane	0.40	U	1.0	0.40	0.30
75-35-4	1,1-Dichloroethene	0.40	U	1.0	0.40	0.19
76-13-1	1,1,2-Trichloro-1,2,2-trifl uoroethane	0.40	U	1.0	0.40	0.24
67-64-1	Acetone	1.9	U	5.0	1.9	1.7
74-88-4	Iodomethane	0.484	J	1.0	0.40	0.23
75-15-0	Carbon disulfide	0.426	J	1.0	0.40	0.21
79-20-9	Methyl acetate	1.9	U	5.0	1.9	0.87
75-09-2	Methylene Chloride	0.511	J	1.0	0.40	0.23
156-60-5	trans-1,2-Dichloroethene	0.40	U	1.0	0.40	0.23
540-59-0	1,2-Dichloroethene, Total	0.40	U	2.0	0.40	0.22
1634-04-4	Methyl tert-butyl ether	0.40	U	1.0	0.40	0.21
75-34-3	1,1-Dichloroethane	0.40	U	1.0	0.40	0.21
108-05-4	Vinyl acetate	0.80	U	5.0	0.80	0.53
594-20-7	2,2-Dichloropropane	0.80	U	1.0	0.80	0.47
156-59-2	cis-1,2-Dichloroethene	0.40	U	1.0	0.40	0.22
78-93-3	2-Butanone (MEK)	1.9	U	5.0	1.9	1.3
74-97-5	Chlorobromomethane	0.40	U	1.0	0.40	0.26
109-99-9	Tetrahydrofuran	1.6	U	2.0	1.6	0.94
67-66-3	Chloroform	0.40	U	1.0	0.40	0.20
71-55-6	1,1,1-Trichloroethane	0.40	U	1.0	0.40	0.20
110-82-7	Cyclohexane	0.40	U	1.0	0.40	0.22
563-58-6	1,1-Dichloropropene	0.40	U	1.0	0.40	0.19
56-23-5	Carbon tetrachloride	0.40	U	1.0	0.40	0.22
78-83-1	Isobutyl alcohol	9.7	U	50	9.7	9.0
71-43-2	Benzene	0.40	U	1.0	0.40	0.19
107-06-2	1,2-Dichloroethane	0.40	U	1.0	0.40	0.19
79-01-6	Trichloroethene	0.40	U	1.0	0.40	0.18
108-87-2	Methylcyclohexane	0.40	U	1.0	0.40	0.20
78-87-5	1,2-Dichloropropane	0.40	U	1.0	0.40	0.24
74-95-3	Dibromomethane	0.40	U	1.0	0.40	0.24

FORM I
GC/MS VOA ORGANICS ANALYSIS DATA SHEET

Lab Name: TestAmerica Burlington Job No.: 200-29045-1

SDG No.: 200-29045

Client Sample ID: Lab Sample ID: MB 200-92008/13

Matrix: Water Lab File ID: 15008_13.D

Analysis Method: 8260C Date Collected:

Sample wt/vol: 5(mL) Date Analyzed: 07/29/2015 17:59

Soil Aliquot Vol: Dilution Factor: 1

Soil Extract Vol.: GC Column: DB-624 ID: 0.53(mm)

% Moisture: Level: (low/med) Low

Analysis Batch No.: 92008 Units: ug/L

CAS NO.	COMPOUND NAME	RESULT	Q	LOQ	LOD	DL
123-91-1	1,4-Dioxane	16	U	40	16	6.2
75-27-4	Dichlorobromomethane	0.40	U	1.0	0.40	0.20
110-75-8	2-Chloroethyl vinyl ether	0.40	U	1.0	0.40	0.18
10061-01-5	cis-1,3-Dichloropropene	0.40	U	1.0	0.40	0.22
108-10-1	4-Methyl-2-pentanone (MIBK)	1.9	U	5.0	1.9	0.82
108-88-3	Toluene	0.40	U	1.0	0.40	0.22
10061-02-6	trans-1,3-Dichloropropene	0.40	U	1.0	0.40	0.26
79-00-5	1,1,2-Trichloroethane	0.40	U	1.0	0.40	0.24
127-18-4	Tetrachloroethene	0.40	U	1.0	0.40	0.22
142-28-9	1,3-Dichloropropane	0.40	U	1.0	0.40	0.20
591-78-6	2-Hexanone	1.9	U	5.0	1.9	1.2
124-48-1	Chlorodibromomethane	0.40	U	1.0	0.40	0.22
106-93-4	Ethylene Dibromide	0.40	U	1.0	0.40	0.22
108-90-7	Chlorobenzene	0.40	U	1.0	0.40	0.18
630-20-6	1,1,1,2-Tetrachloroethane	0.40	U	1.0	0.40	0.20
100-41-4	Ethylbenzene	0.40	U	1.0	0.40	0.20
179601-23-1	m-Xylene & p-Xylene	0.40	U	1.0	0.40	0.21
95-47-6	o-Xylene	0.40	U	1.0	0.40	0.23
1330-20-7	Xylenes, Total	0.40	U	2.0	0.40	0.21
100-42-5	Styrene	0.40	U	1.0	0.40	0.26
75-25-2	Bromoform	0.40	U	1.0	0.40	0.23
98-82-8	Isopropylbenzene	0.40	U	1.0	0.40	0.22
108-86-1	Bromobenzene	0.40	U	1.0	0.40	0.21
79-34-5	1,1,2,2-Tetrachloroethane	0.40	U	1.0	0.40	0.27
96-18-4	1,2,3-Trichloropropane	0.40	U	1.0	0.40	0.29
103-65-1	N-Propylbenzene	0.40	U	1.0	0.40	0.19
95-49-8	2-Chlorotoluene	0.40	U	1.0	0.40	0.23
106-43-4	4-Chlorotoluene	0.40	U	1.0	0.40	0.26
108-67-8	1,3,5-Trimethylbenzene	0.40	U	1.0	0.40	0.22
98-06-6	tert-Butylbenzene	0.40	U	1.0	0.40	0.20
95-63-6	1,2,4-Trimethylbenzene	0.40	U	1.0	0.40	0.21
135-98-8	sec-Butylbenzene	0.40	U	1.0	0.40	0.21
99-87-6	4-Isopropyltoluene	0.40	U	1.0	0.40	0.22
541-73-1	1,3-Dichlorobenzene	0.40	U	1.0	0.40	0.20
106-46-7	1,4-Dichlorobenzene	0.40	U	1.0	0.40	0.26
95-50-1	1,2-Dichlorobenzene	0.40	U	1.0	0.40	0.23

FORM I
GC/MS VOA ORGANICS ANALYSIS DATA SHEET

Lab Name: TestAmerica Burlington Job No.: 200-29045-1

SDG No.: 200-29045

Client Sample ID: Lab Sample ID: MB 200-92008/13

Matrix: Water Lab File ID: 15008_13.D

Analysis Method: 8260C Date Collected:

Sample wt/vol: 5(mL) Date Analyzed: 07/29/2015 17:59

Soil Aliquot Vol: Dilution Factor: 1

Soil Extract Vol.: GC Column: DB-624 ID: 0.53(mm)

% Moisture: Level: (low/med) Low

Analysis Batch No.: 92008 Units: ug/L

CAS NO.	COMPOUND NAME	RESULT	Q	LOQ	LOD	DL
104-51-8	n-Butylbenzene	0.40	U	1.0	0.40	0.20
96-12-8	1,2-Dibromo-3-Chloropropane	0.40	U	1.0	0.40	0.24
120-82-1	1,2,4-Trichlorobenzene	0.338	J	1.0	0.40	0.21
87-68-3	Hexachlorobutadiene	0.403	J	1.0	0.40	0.29
91-20-3	Naphthalene	0.457	J	1.0	0.40	0.31
87-61-6	1,2,3-Trichlorobenzene	0.394	J	1.0	0.40	0.26

CAS NO.	SURROGATE	%REC	Q	LIMITS
17060-07-0	1,2-Dichloroethane-d4 (Surr)	105		80-120
2037-26-5	Toluene-d8 (Surr)	107		80-120
460-00-4	4-Bromofluorobenzene	111		80-125
1868-53-7	Dibromofluoromethane (Surr)	109		50-150

TestAmerica Burlington
Target Compound Quantitation Report

Data File: \\ChromNA\Burlington\ChromData\CHL.i\20150729-15008.b\15008_13.D
Lims ID: MB
Client ID:
Sample Type: MB
Inject. Date: 29-Jul-2015 17:59:30 ALS Bottle#: 13 Worklist Smp#: 13
Purge Vol: 5.000 mL Dil. Factor: 1.0000
Sample Info: 200-0015008-013
Misc. Info.: 1,5
Operator ID: NEA Instrument ID: CHL.i

Method: \\ChromNA\Burlington\ChromData\CHL.i\20150729-15008.b\8260_L_W_Ver.2.m
Limit Group: VM_8260C_Limits
Last Update: 31-Jul-2015 09:53:59 Calib Date: 29-Jul-2015 15:49:30
Integrator: RTE ID Type: Deconvolution ID
Quant Method: Internal Standard Quant By: Initial Calibration
Last ICal File: \\ChromNA\Burlington\ChromData\CHL.i\20150729-15008.b\15008_09.D

Column 1 : DB-624 (0.53 mm) Det: MS SCAN
Process Host: XAWRK013

First Level Reviewer: archern Date: 31-Jul-2015 10:15:52

	Compound	Sig	RT (min.)	Adj RT (min.)	Dlt RT (min.)	Q	Response	Cal Amt ug/l	OnCol Amt ug/l	Flags
	1 Dichlorodifluoromethane	85		2.556					ND	
	2 Chloromethane	50	2.809	2.794	0.015	91	6387		0.1704	
	3 Vinyl chloride	62		2.952					ND	
	4 Butadiene	54		3.001					ND	
	6 Bromomethane	94	3.442	3.407	0.035	94	10933		0.4545	
	7 Chloroethane	64		3.575					ND	
	8 Dichlorofluoromethane	67		3.881					ND	
	9 Trichlorofluoromethane	101		3.970					ND	
	11 Ethyl ether	59		4.445					ND	
	10 1,2-Dichloro-1,1,2-trifluo	67		4.445					ND	
	12 Acrolein	56		4.633					ND	
	13 1,1-Dichloroethene	96		4.801					ND	
	14 1,1,2-Trichloro-1,2,2-trif	101		4.811					ND	
	15 Acetone	43		4.890					ND	
	16 Iodomethane	142	5.053	5.048	0.005	97	18142		0.4841	
	17 Carbon disulfide	76	5.162	5.157	0.005	99	40206		0.4264	
	18 3-Chloro-1-propene	41		5.394					ND	
	19 Methyl acetate	74		5.453					ND	
	20 Methylene Chloride	84	5.607	5.602	0.005	95	17454		0.5109	
*	21 TBA-d9 (IS)	65	5.706	5.711	-0.005	0	1256095	500.0	500.0	
	22 2-Methyl-2-propanol	59		5.839					ND	
	23 Acrylonitrile	53		5.997					ND	
	24 trans-1,2-Dichloroethene	96		6.067					ND	
	25 Methyl tert-butyl ether	73		6.096					ND	
S	26 1,2-Dichloroethene, Total	96		6.390					ND	
	27 Hexane	57		6.561					ND	
	28 1,1-Dichloroethane	63		6.769					ND	
	29 Vinyl acetate	86		6.877					ND	
	31 2-Chloro-1,3-butadiene	53		6.927					ND	
	30 Isopropyl ether	45		6.937					ND	
	32 Tert-butyl ethyl ether	59		7.550					ND	

Compound	Sig	RT (min.)	Adj RT (min.)	Dlt RT (min.)	Q	Response	Cal Amt ug/l	OnCol Amt ug/l	Flags
* 33 2-Butanone-d5	46	7.694	7.688	0.006	0	1753459	125.0	125.0	
35 cis-1,2-Dichloroethene	96		7.757					ND	
34 2,2-Dichloropropane	41		7.767					ND	
36 2-Butanone (MEK)	72		7.787					ND	
37 Propionitrile	54		7.866					ND	
38 Methacrylonitrile	67		8.143					ND	
39 Chlorobromomethane	128		8.163					ND	
40 Tetrahydrofuran	42		8.262					ND	
41 Chloroform	83		8.311					ND	
$ 42 Dibromofluoromethane (Surr	113	8.584	8.578	0.006	97	1388293	25.0	27.2	7
43 1,1,1-Trichloroethane	97		8.628					ND	
44 Cyclohexane	56		8.736					ND	
45 1,1-Dichloropropene	75		8.914					ND	
46 Carbon tetrachloride	117		8.924					ND	
47 Isobutyl alcohol	43		9.152					ND	
$ 48 1,2-Dichloroethane-d4 (Sur	65	9.157	9.152	0.005	0	729246	25.0	26.3	
49 Benzene	78		9.270					ND	
50 1,2-Dichloroethane	62		9.280					ND	
51 Tert-amyl methyl ether	73		9.488					ND	
* 52 Fluorobenzene	96	9.750	9.755	-0.005	97	2670275	25.0	25.0	
53 n-Heptane	43		9.775					ND	
54 Trichloroethene	95		10.398					ND	
55 Methylcyclohexane	83		10.754					ND	
56 1,2-Dichloropropane	63		10.773					ND	
* 57 1,4-Dioxane-d8	96	10.947	10.951	-0.004	0	120595	500.0	500.0	
58 Dibromomethane	93		10.981					ND	
59 Methyl methacrylate	69		11.021					ND	
60 1,4-Dioxane	88		11.050					ND	
61 Dichlorobromomethane	83		11.268					ND	
62 2-Chloroethyl vinyl ether	63		11.831					ND	
63 cis-1,3-Dichloropropene	75		12.088					ND	
64 4-Methyl-2-pentanone (MIBK	43		12.375					ND	
$ 65 Toluene-d8 (Surr)	98	12.588	12.583	0.005	98	2416434	25.0	26.7	
66 Toluene	92		12.711					ND	
67 trans-1,3-Dichloropropene	75		13.107					ND	
68 Ethyl methacrylate	69		13.325					ND	
69 1,1,2-Trichloroethane	83		13.463					ND	
70 Tetrachloroethene	166		13.770					ND	
71 1,3-Dichloropropane	76		13.789					ND	
72 2-Hexanone	43		13.977					ND	
73 Chlorodibromomethane	129		14.244					ND	
74 Ethylene Dibromide	107		14.472					ND	
* 75 Chlorobenzene-d5	117	15.495	15.490	0.005	89	2175363	25.0	25.0	
76 Chlorobenzene	112		15.549					ND	
77 1,1,1,2-Tetrachloroethane	131		15.737					ND	
78 Ethylbenzene	91		15.826					ND	
79 m-Xylene & p-Xylene	106		16.103					ND	
S 80 Xylenes, Total	106		16.620					ND	
81 o-Xylene	106		17.023					ND	
82 Styrene	104		17.062					ND	
83 Bromoform	173		17.458					ND	
84 Isopropylbenzene	105		17.903					ND	

Compound	Sig	RT (min.)	Adj RT (min.)	Dlt RT (min.)	Q	Response	Cal Amt ug/l	OnCol Amt ug/l	Flags
$ 85 4-Bromofluorobenzene	95	18.185	18.180	0.005	85	1465496	25.0	27.9	
86 Bromobenzene	156		18.447					ND	
87 1,1,2,2-Tetrachloroethane	83		18.457					ND	
88 1,2,3-Trichloropropane	110		18.516					ND	
89 trans-1,4-Dichloro-2-buten	53		18.565					ND	
90 N-Propylbenzene	120		18.674					ND	
91 2-Chlorotoluene	126		18.793					ND	
93 4-Chlorotoluene	126		18.961					ND	
92 1,3,5-Trimethylbenzene	105		18.961					ND	M
94 tert-Butylbenzene	119		19.426					ND	
95 1,2,4-Trimethylbenzene	105	19.490	19.485	0.005	92	8523		0.0980	7
96 sec-Butylbenzene	105	19.718	19.712	0.006	95	10424		0.0787	7
97 1,3-Dichlorobenzene	146	19.846	19.841	0.005	89	9224		0.1544	
98 4-Isopropyltoluene	119		19.910					ND	
* 99 1,4-Dichlorobenzene-d4	152	19.915	19.920	-0.005	97	1112251	25.0	25.0	
100 1,4-Dichlorobenzene	146		19.950					ND	
102 1,2-Dichlorobenzene	146	20.390	20.385	0.005	81	8257		0.1465	
101 n-Butylbenzene	91	20.390	20.385	0.005	96	13361		0.1459	
103 1,2-Dibromo-3-Chloropropan	75		21.196					ND	
104 1,2,4-Trichlorobenzene	180	22.032	22.026	0.006	90	12240		0.3379	
105 Hexachlorobutadiene	225	22.210	22.204	0.006	83	8455		0.4026	
106 Naphthalene	128	22.289	22.283	0.006	97	32729		0.4568	
107 1,2,3-Trichlorobenzene	180	22.556	22.540	0.016	92	13017		0.3941	
108 1,3-Dichloropropene, Total	1		0.000					ND	

QC Flag Legend

Processing Flags

7 - Failed Limit of Detection

Review Flags

M - Manually Integrated

Reagents:

8260SScorp_00015	Amount Added:	2.50	Units: uL	
8260IScorp._00017	Amount Added:	2.50	Units: uL	Run Reagent

Report Date: 31-Jul-2015 10:16:12 Chrom Revision: 2.2 09-Jul-2015 10:16:20

TestAmerica Burlington

Data File: \\ChromNA\Burlington\ChromData\CHL.i\20150729-15008.b\15008_13.D

Injection Date:	29-Jul-2015 17:59:30	Instrument ID:	CHL.i	Operator ID:	NEA
Lims ID:	MB			Worklist Smp#:	13
Client ID:					
Purge Vol:	5.000 mL	Dil. Factor:	1.0000	ALS Bottle#:	13
Method:	8260_L_W_Ver.2	Limit Group:	VM_8260C_Limits		

Column: DB-624 (0.53 mm)

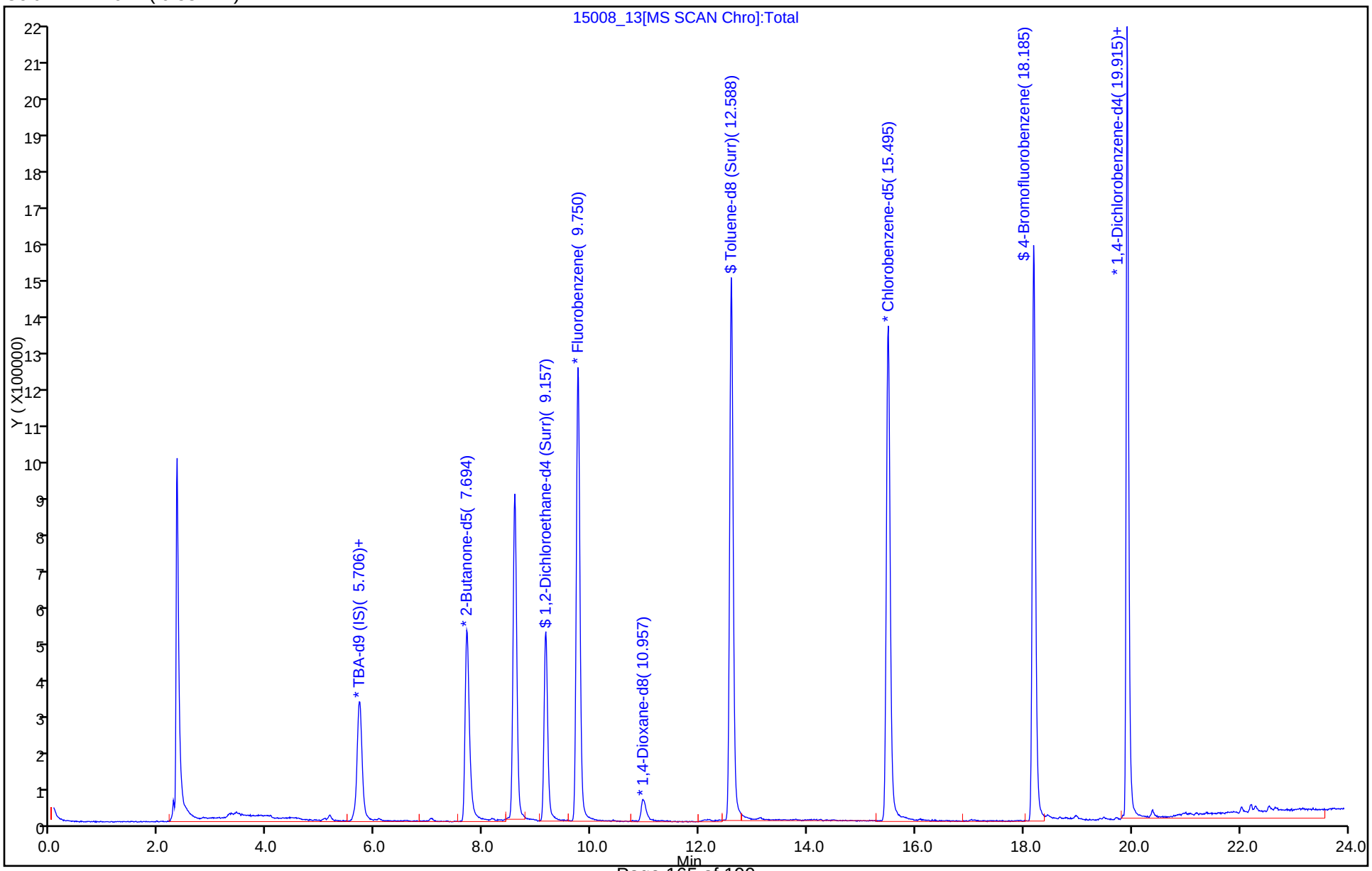

Report Date: 31-Jul-2015 10:16:12 Chrom Revision: 2.2 09-Jul-2015 10:16:20

TestAmerica Burlington

Data File: \\ChromNA\Burlington\ChromData\CHL.i\20150729-15008.b\15008_13.D

Injection Date: 29-Jul-2015 17:59:30 Instrument ID: CHL.i

Lims ID: MB

Client ID:

Operator ID: NEA ALS Bottle#: 13 Worklist Smp#: 13

Purge Vol: 5.000 mL Dil. Factor: 1.0000

Method: 8260_L_W_Ver.2 Limit Group: VM_8260C_Limits

Column: DB-624 (0.53 mm) Detector MS SCAN

6 Bromomethane, CAS: 74-83-9

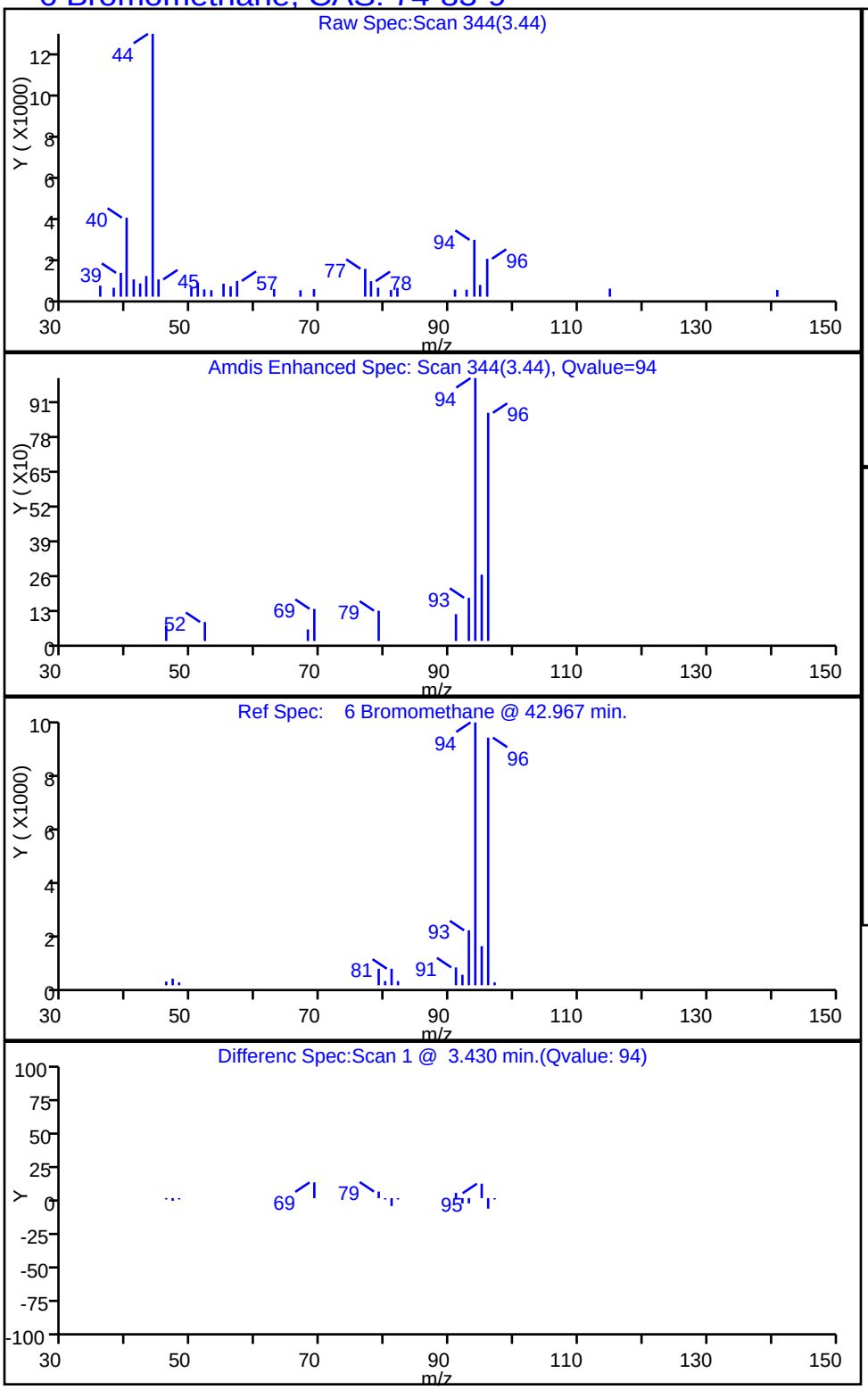

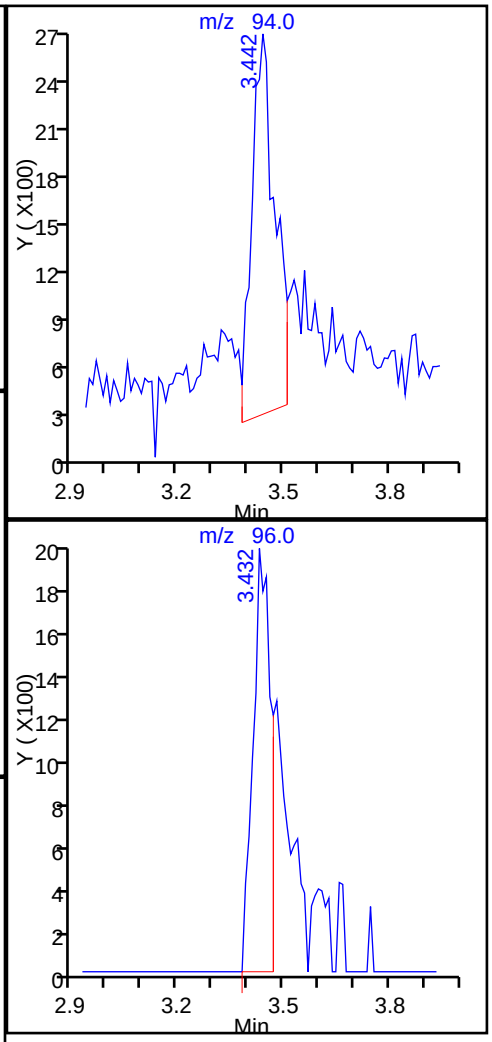

Report Date: 31-Jul-2015 10:16:12 Chrom Revision: 2.2 09-Jul-2015 10:16:20

TestAmerica Burlington

Data File: \\ChromNA\Burlington\ChromData\CHL.i\20150729-15008.b\15008_13.D

Injection Date: 29-Jul-2015 17:59:30 Instrument ID: CHL.i

Lims ID: MB

Client ID:

Operator ID: NEA ALS Bottle#: 13 Worklist Smp#: 13

Purge Vol: 5.000 mL Dil. Factor: 1.0000

Method: 8260_L_W_Ver.2 Limit Group: VM_8260C_Limits

Column: DB-624 (0.53 mm) Detector MS SCAN

16 Iodomethane, CAS: 74-88-4

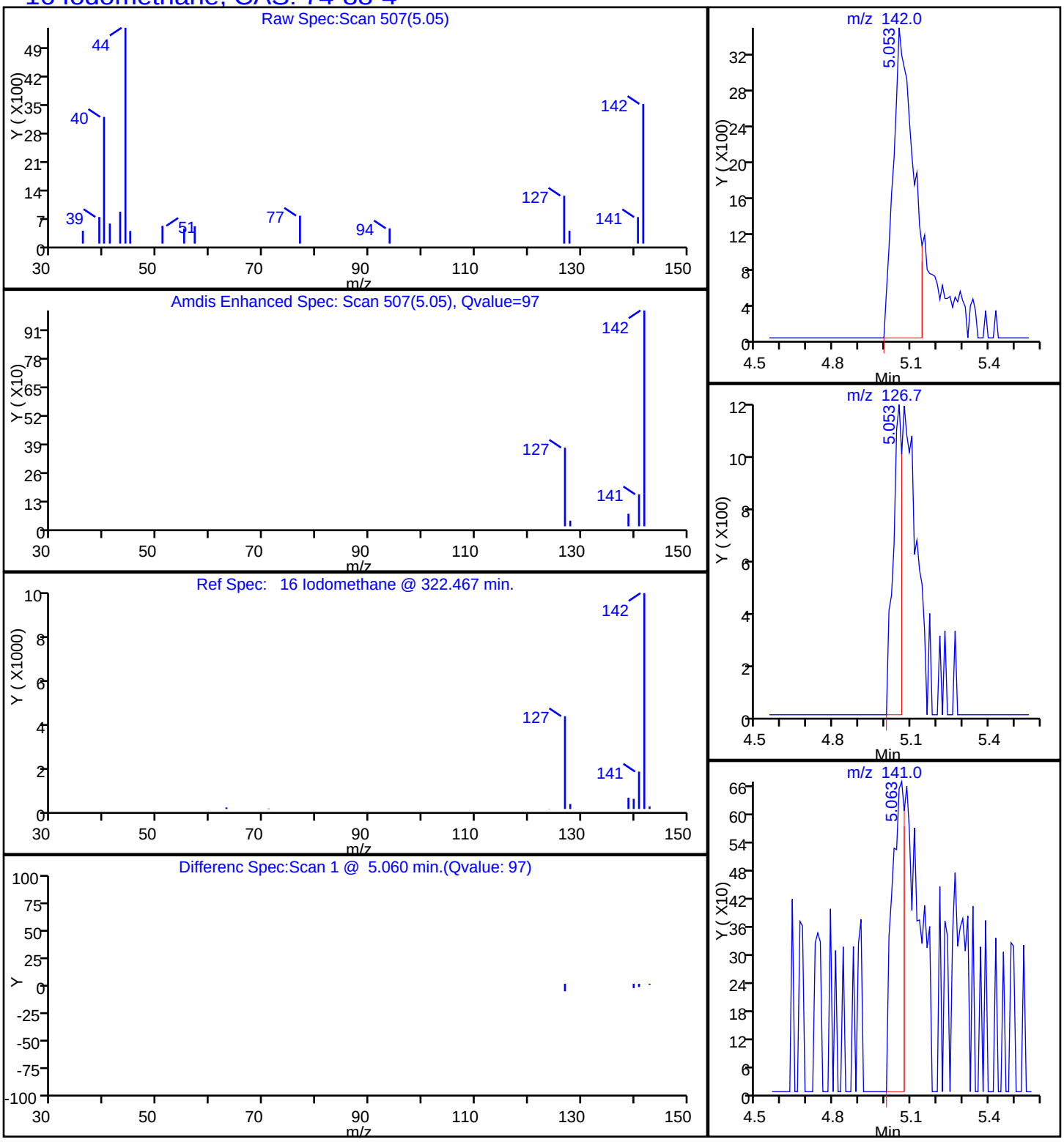

Report Date: 31-Jul-2015 10:16:12 Chrom Revision: 2.2 09-Jul-2015 10:16:20

TestAmerica Burlington

Data File: \\ChromNA\Burlington\ChromData\CHL.i\20150729-15008.b\15008_13.D

Injection Date: 29-Jul-2015 17:59:30 Instrument ID: CHL.i

Lims ID: MB

Client ID:

Operator ID: NEA ALS Bottle#: 13 Worklist Smp#: 13

Purge Vol: 5.000 mL Dil. Factor: 1.0000

Method: 8260_L_W_Ver.2 Limit Group: VM_8260C_Limits

Column: DB-624 (0.53 mm) Detector MS SCAN

17 Carbon disulfide, CAS: 75-15-0

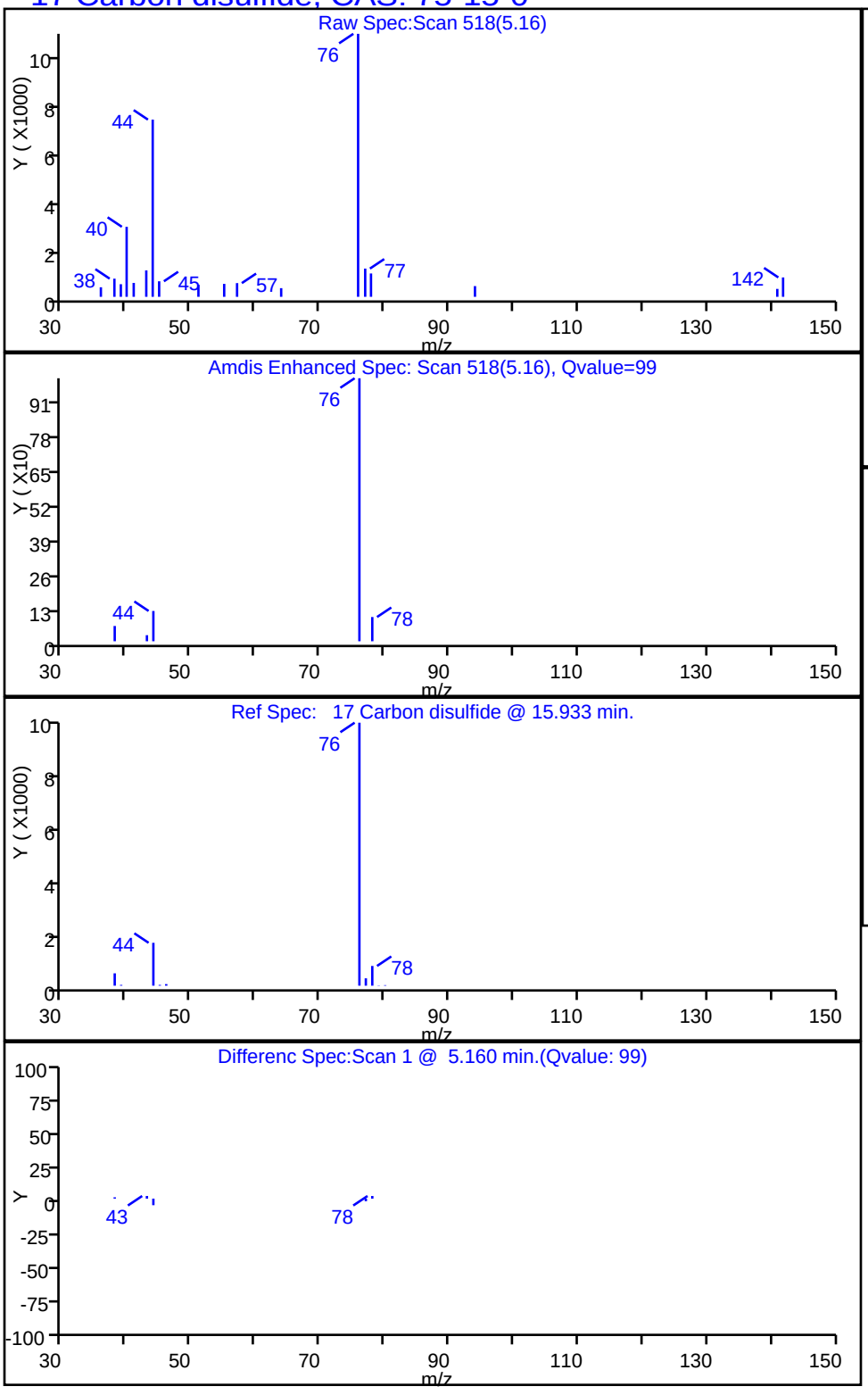

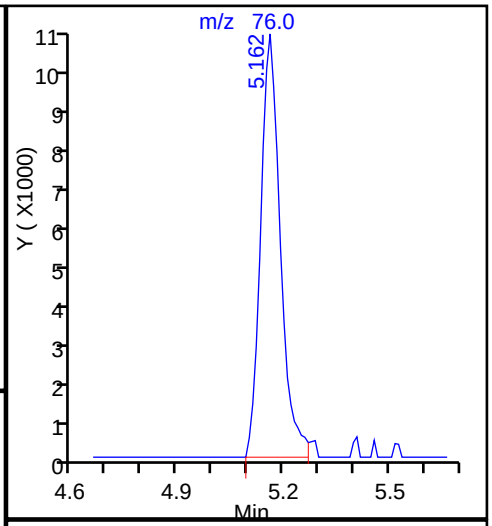

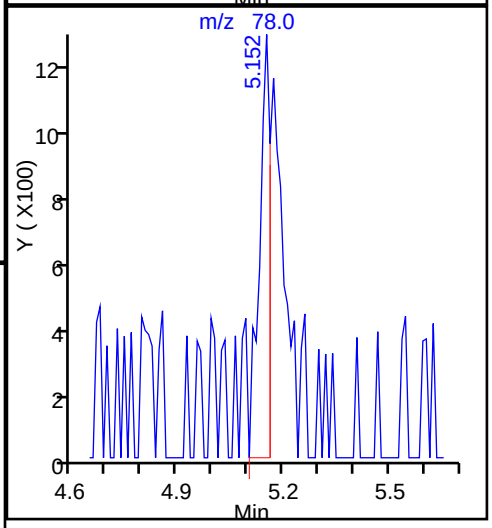

Report Date: 31-Jul-2015 10:16:12 Chrom Revision: 2.2 09-Jul-2015 10:16:20

TestAmerica Burlington

Data File: \\ChromNA\Burlington\ChromData\CHL.i\20150729-15008.b\15008_13.D

Injection Date: 29-Jul-2015 17:59:30 Instrument ID: CHL.i

Lims ID: MB

Client ID:

Operator ID: NEA ALS Bottle#: 13 Worklist Smp#: 13

Purge Vol: 5.000 mL Dil. Factor: 1.0000

Method: 8260_L_W_Ver.2 Limit Group: VM_8260C_Limits

Column: DB-624 (0.53 mm) Detector MS SCAN

20 Methylene Chloride, CAS: 75-09-2

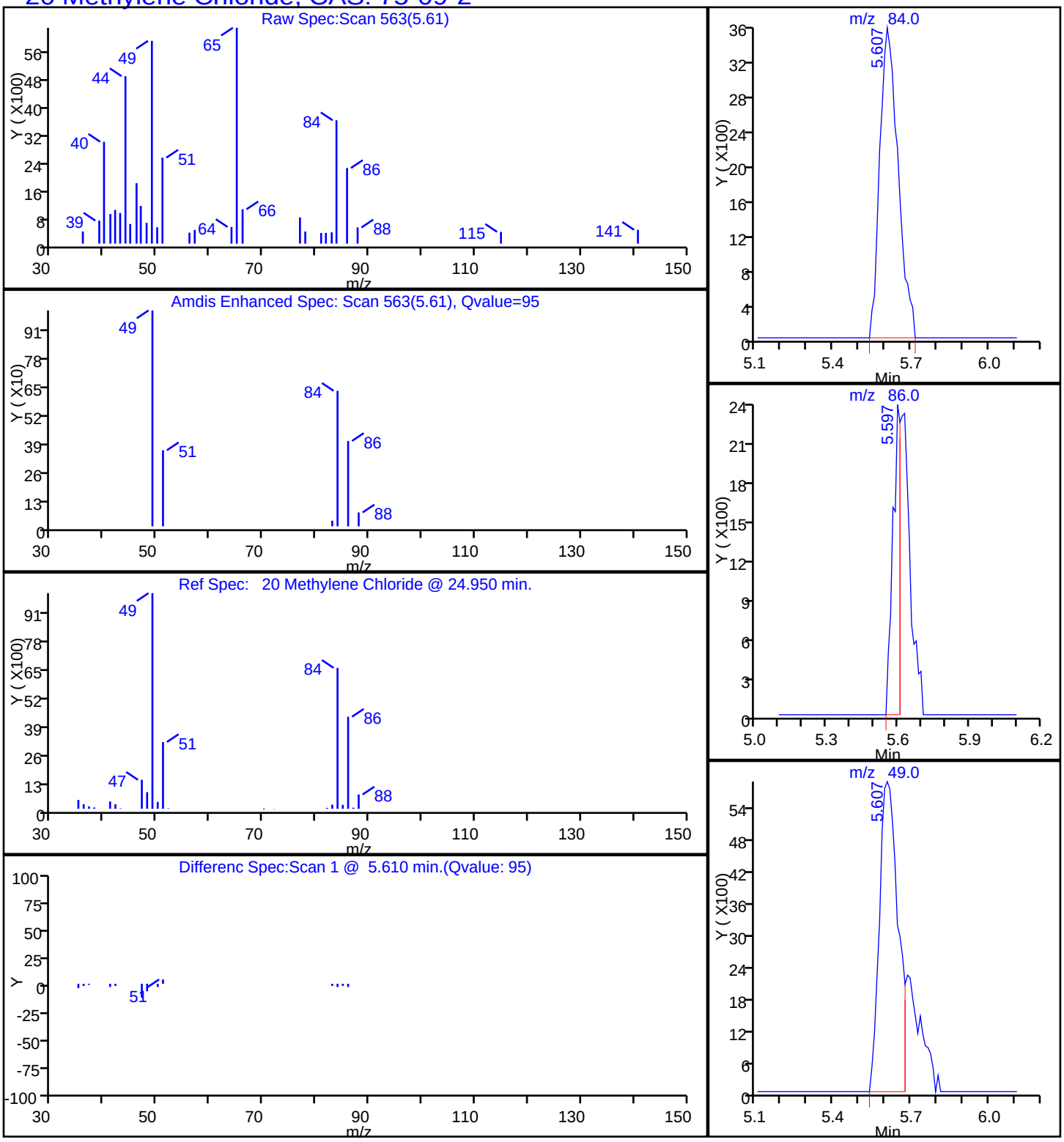

Report Date: 31-Jul-2015 10:16:13 Chrom Revision: 2.2 09-Jul-2015 10:16:20

TestAmerica Burlington

Data File: \\ChromNA\Burlington\ChromData\CHL.i\20150729-15008.b\15008_13.D

Injection Date: 29-Jul-2015 17:59:30 Instrument ID: CHL.i

Lims ID: MB

Client ID:

Operator ID: NEA ALS Bottle#: 13 Worklist Smp#: 13

Purge Vol: 5.000 mL Dil. Factor: 1.0000

Method: 8260_L_W_Ver.2 Limit Group: VM_8260C_Limits

Column: DB-624 (0.53 mm) Detector MS SCAN

104 1,2,4-Trichlorobenzene, CAS: 120-82-1

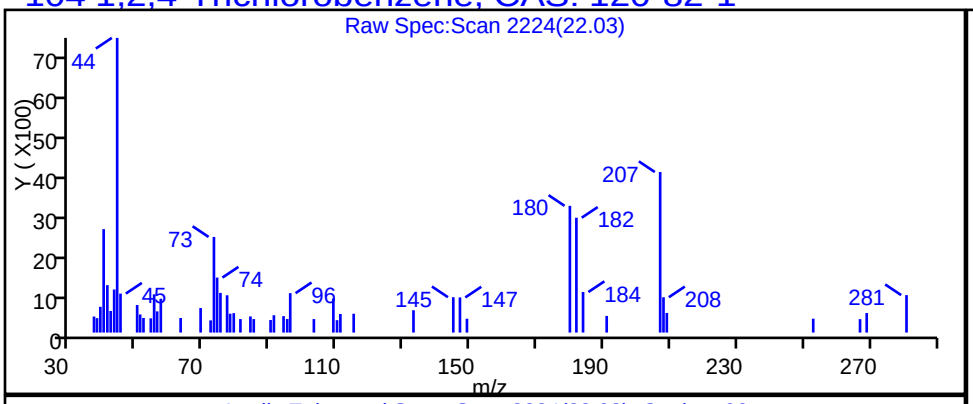

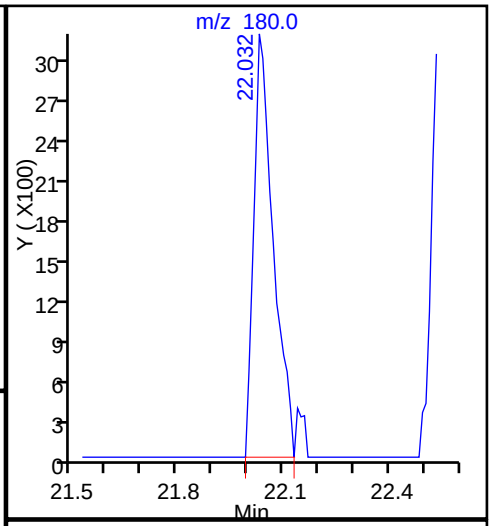

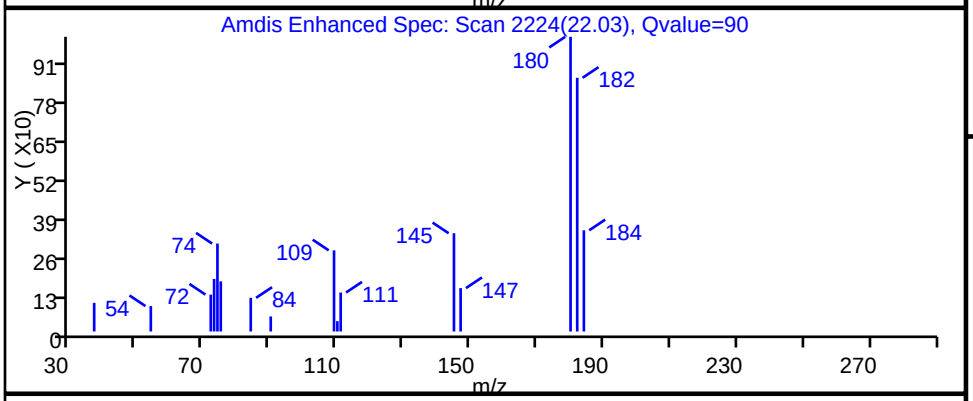

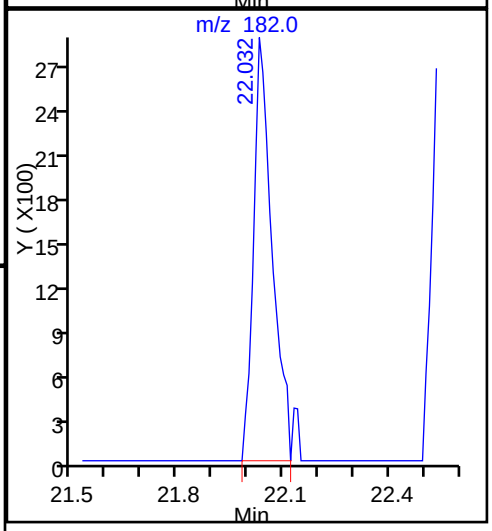

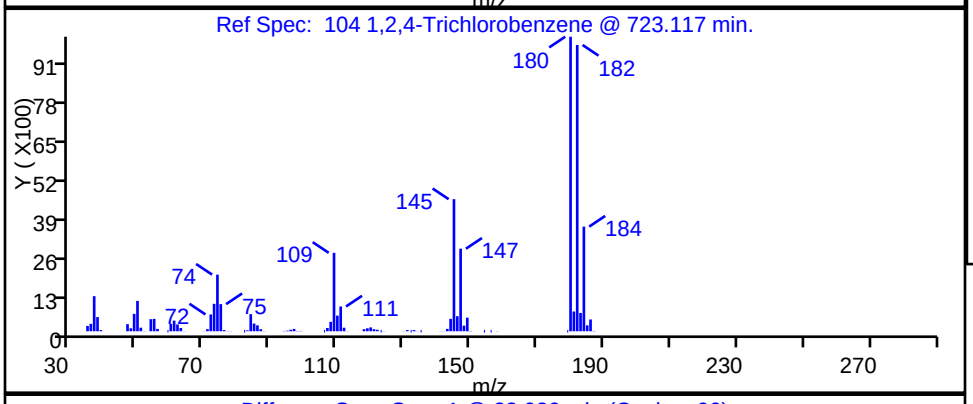

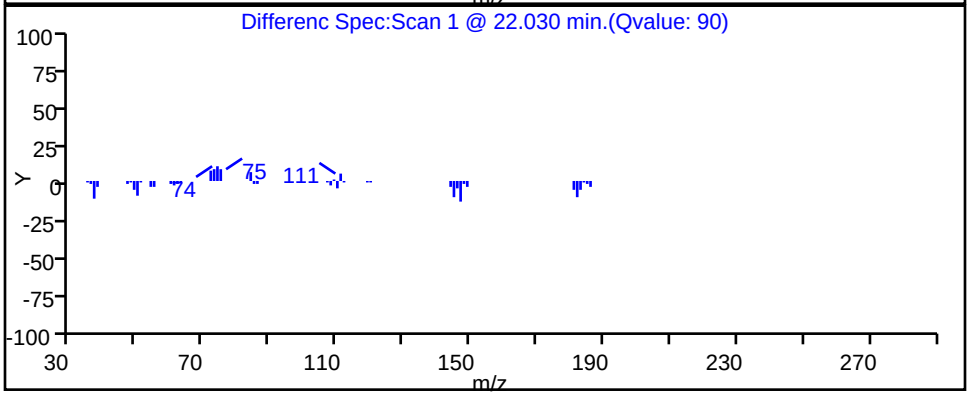

Report Date: 31-Jul-2015 10:16:13 Chrom Revision: 2.2 09-Jul-2015 10:16:20

TestAmerica Burlington

Data File: \\ChromNA\Burlington\ChromData\CHL.i\20150729-15008.b\15008_13.D

Injection Date: 29-Jul-2015 17:59:30 Instrument ID: CHL.i

Lims ID: MB

Client ID:

Operator ID: NEA ALS Bottle#: 13 Worklist Smp#: 13

Purge Vol: 5.000 mL Dil. Factor: 1.0000

Method: 8260_L_W_Ver.2 Limit Group: VM_8260C_Limits

Column: DB-624 (0.53 mm) Detector MS SCAN

105 Hexachlorobutadiene, CAS: 87-68-3

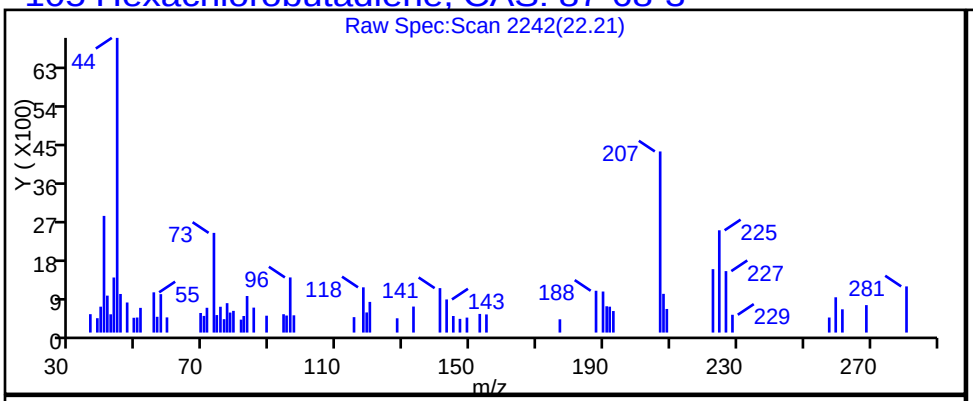

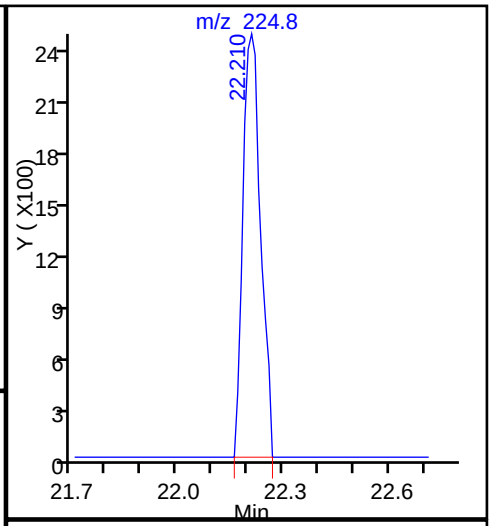

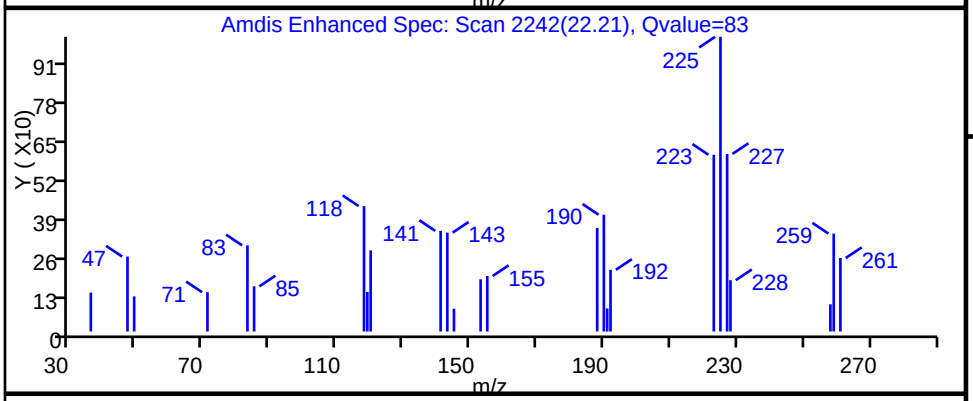

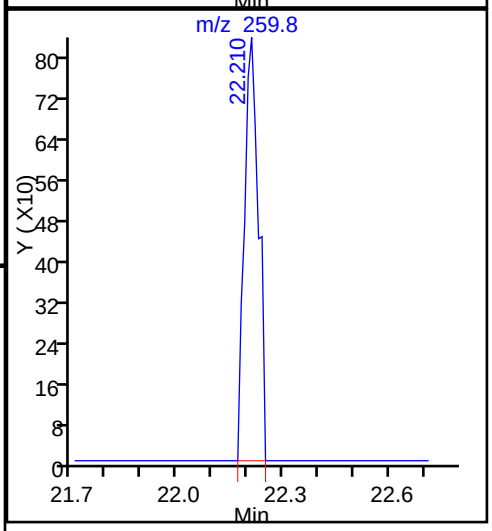

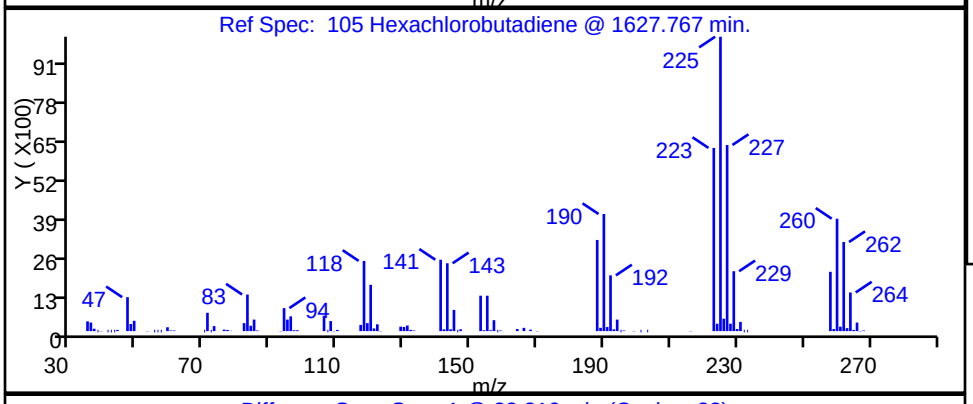

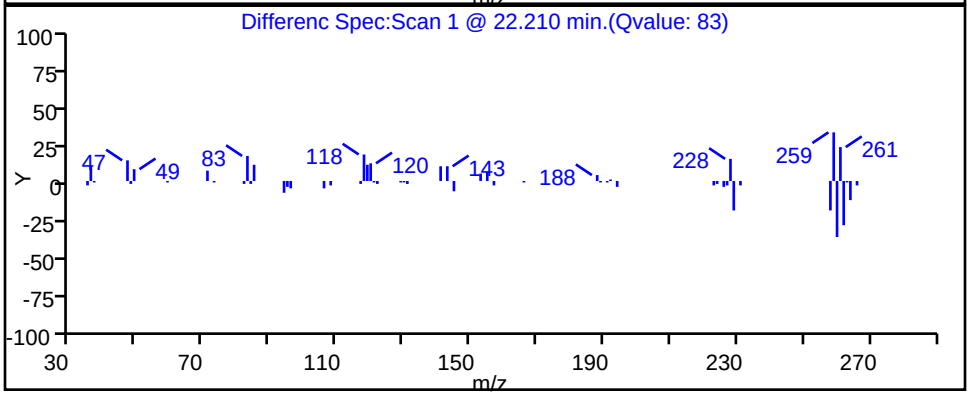

Report Date: 31-Jul-2015 10:16:13 Chrom Revision: 2.2 09-Jul-2015 10:16:20

TestAmerica Burlington

Data File: \\ChromNA\Burlington\ChromData\CHL.i\20150729-15008.b\15008_13.D

Injection Date: 29-Jul-2015 17:59:30 Instrument ID: CHL.i

Lims ID: MB

Client ID:

Operator ID: NEA ALS Bottle#: 13 Worklist Smp#: 13

Purge Vol: 5.000 mL Dil. Factor: 1.0000

Method: 8260_L_W_Ver.2 Limit Group: VM_8260C_Limits

Column: DB-624 (0.53 mm) Detector MS SCAN

106 Naphthalene, CAS: 91-20-3

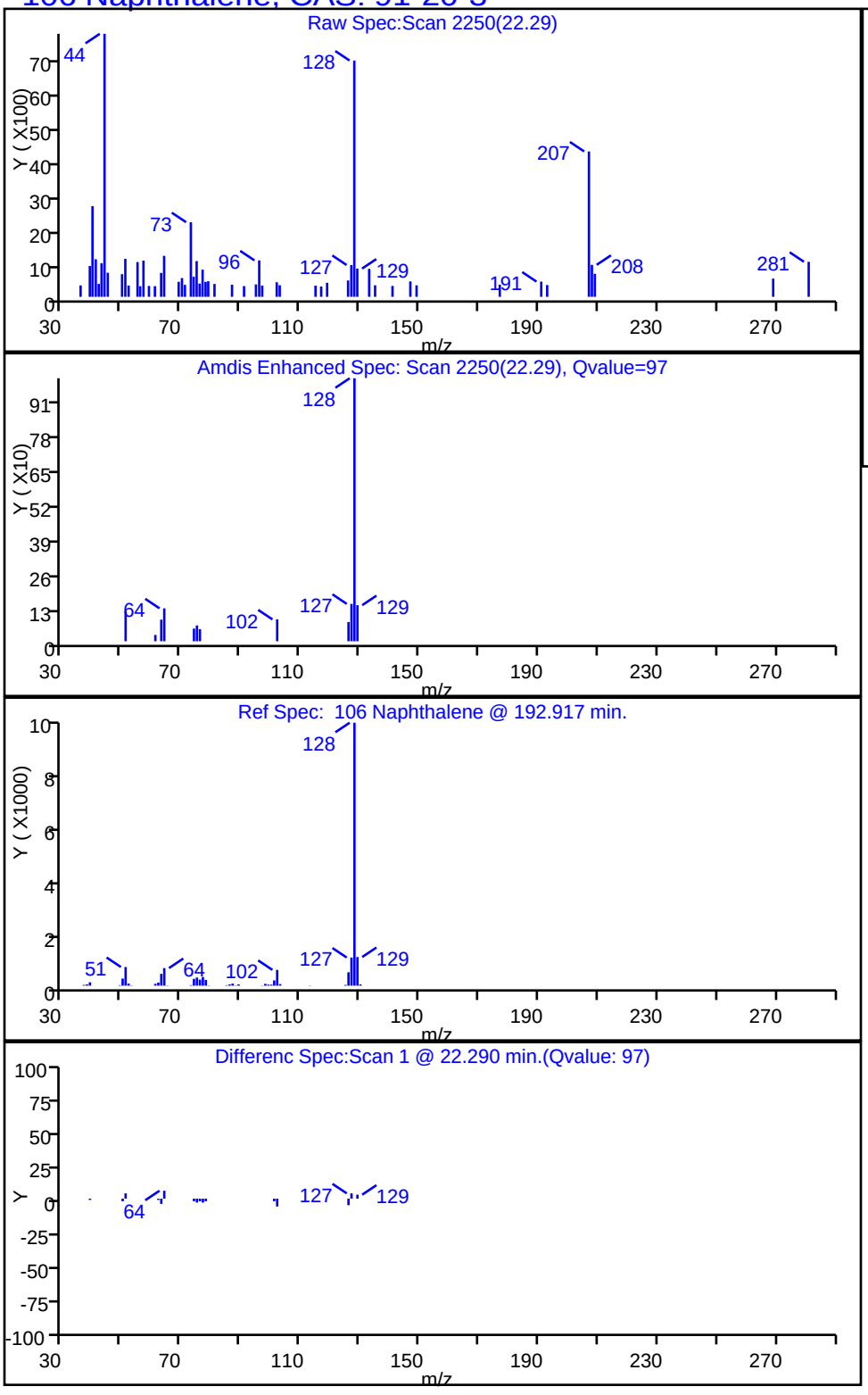

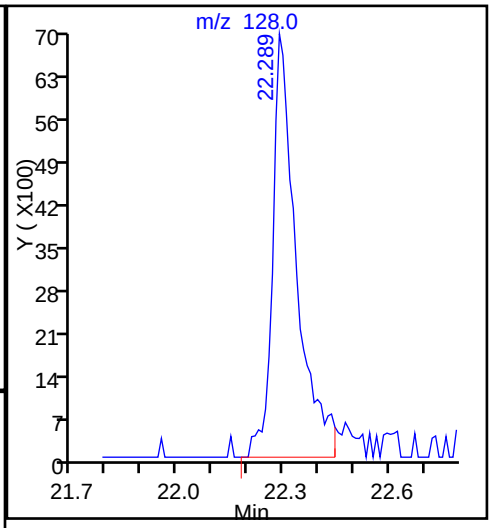

Report Date: 31-Jul-2015 10:16:13 Chrom Revision: 2.2 09-Jul-2015 10:16:20

TestAmerica Burlington

Data File: \\ChromNA\Burlington\ChromData\CHL.i\20150729-15008.b\15008_13.D

Injection Date: 29-Jul-2015 17:59:30 Instrument ID: CHL.i

Lims ID: MB

Client ID:

Operator ID: NEA ALS Bottle#: 13 Worklist Smp#: 13

Purge Vol: 5.000 mL Dil. Factor: 1.0000

Method: 8260_L_W_Ver.2 Limit Group: VM_8260C_Limits

Column: DB-624 (0.53 mm) Detector MS SCAN

107 1,2,3-Trichlorobenzene, CAS: 87-61-6

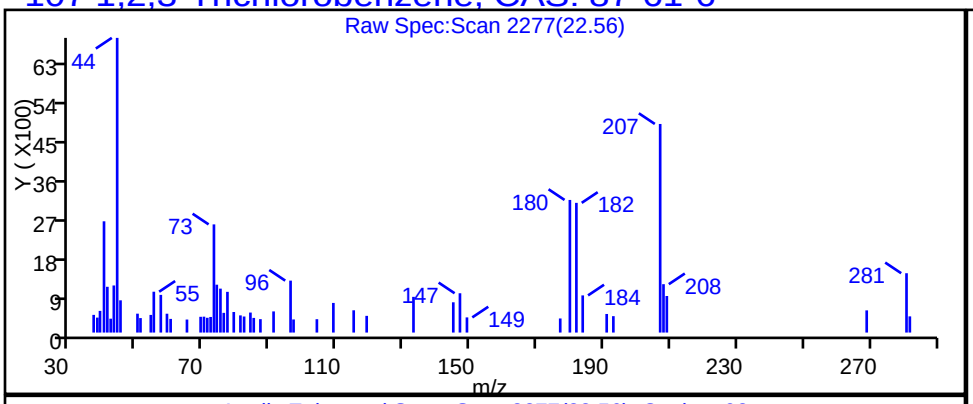

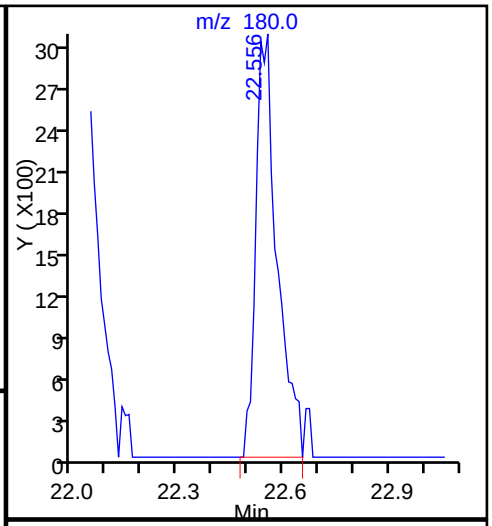

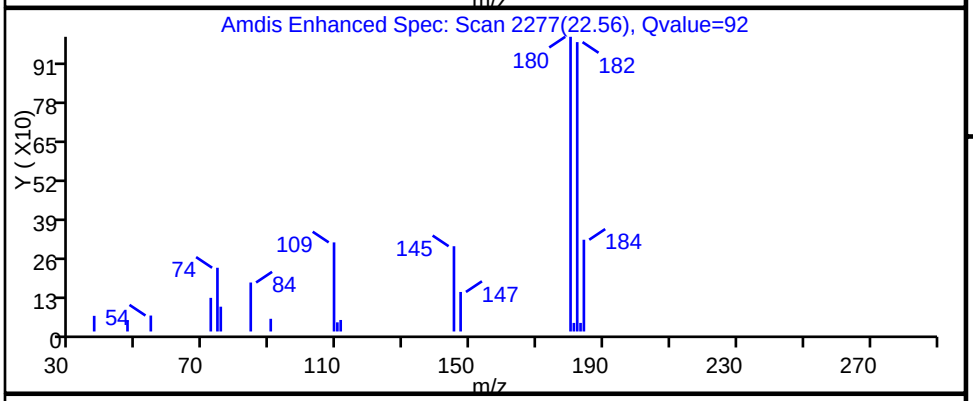

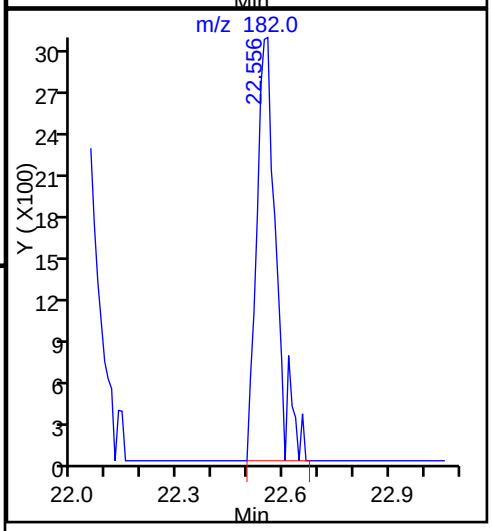

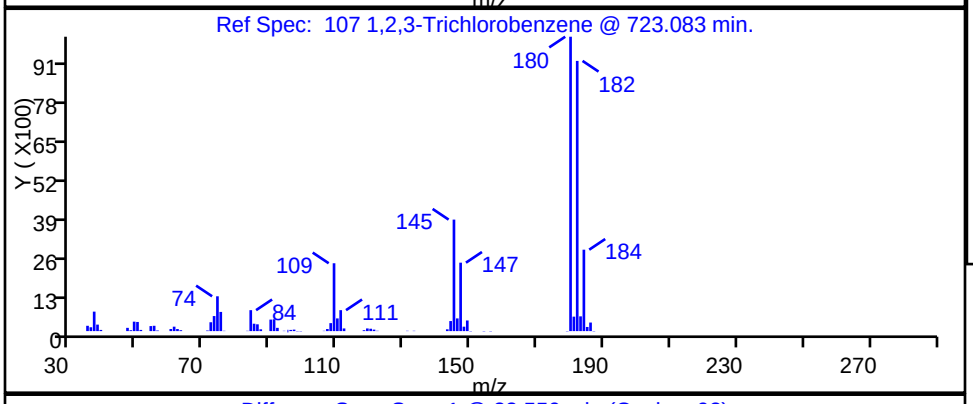

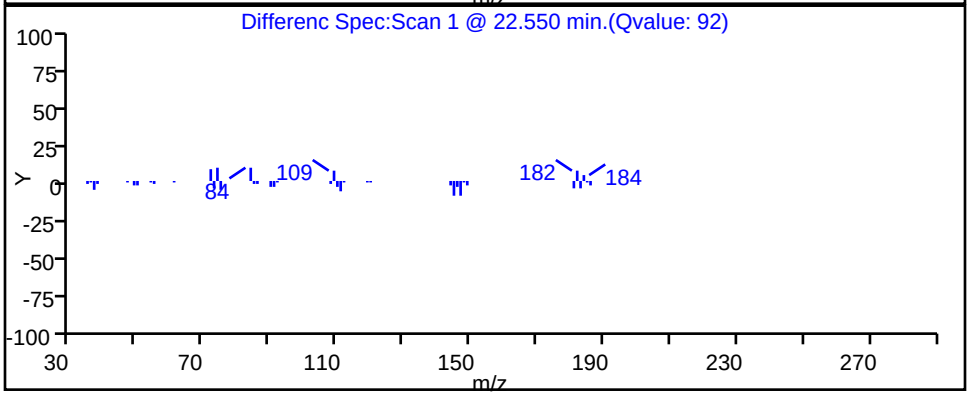

FORM I
GC/MS VOA ORGANICS ANALYSIS DATA SHEET

Lab Name: TestAmerica Burlington | Job No.: 200-29045-1

SDG No.: 200-29045

Client Sample ID: | Lab Sample ID: LCS 200-92008/1011

Matrix: Water | Lab File ID: 15008_11-LCS.d

Analysis Method: 8260C | Date Collected:

Sample wt/vol: 5(mL) | Date Analyzed: 07/29/2015 16:54

Soil Aliquot Vol: | Dilution Factor: 1

Soil Extract Vol.: | GC Column: DB-624 ID: 0.53(mm)

% Moisture: | Level: (low/med) Low

Analysis Batch No.: 92008 | Units: ug/L

CAS NO.	COMPOUND NAME	RESULT	Q	LOQ	LOD	DL
75-71-8	Dichlorodifluoromethane	31.2	Q	1.0	0.40	0.27
74-87-3	Chloromethane	25.1		1.0	0.40	0.34
75-01-4	Vinyl chloride	26.5		1.0	0.40	0.23
74-83-9	Bromomethane	27.4		1.0	0.40	0.34
75-00-3	Chloroethane	26.4		1.0	0.40	0.37
75-69-4	Trichlorofluoromethane	27.4		1.0	0.40	0.30
75-35-4	1,1-Dichloroethene	25.0		1.0	0.40	0.19
76-13-1	1,1,2-Trichloro-1,2,2-trifluoroethane	25.6		1.0	0.40	0.24
67-64-1	Acetone	155		5.0	1.9	1.7
74-88-4	Iodomethane	25.3		1.0	0.40	0.23
75-15-0	Carbon disulfide	23.7		1.0	0.40	0.21
79-20-9	Methyl acetate	149		5.0	1.9	0.87
75-09-2	Methylene Chloride	22.8		1.0	0.40	0.23
156-60-5	trans-1,2-Dichloroethene	26.4		1.0	0.40	0.23
540-59-0	1,2-Dichloroethene, Total	52.3		2.0	0.40	0.22
1634-04-4	Methyl tert-butyl ether	25.5		1.0	0.40	0.21
75-34-3	1,1-Dichloroethane	26.1		1.0	0.40	0.21
108-05-4	Vinyl acetate	50.1		5.0	0.80	0.53
594-20-7	2,2-Dichloropropane	24.7		1.0	0.80	0.47
156-59-2	cis-1,2-Dichloroethene	25.9		1.0	0.40	0.22
78-93-3	2-Butanone (MEK)	146		5.0	1.9	1.3
74-97-5	Chlorobromomethane	27.6		1.0	0.40	0.26
109-99-9	Tetrahydrofuran	50.0		2.0	1.6	0.94
67-66-3	Chloroform	26.3		1.0	0.40	0.20
71-55-6	1,1,1-Trichloroethane	26.1		1.0	0.40	0.20
110-82-7	Cyclohexane	25.9		1.0	0.40	0.22
563-58-6	1,1-Dichloropropene	28.2		1.0	0.40	0.19
56-23-5	Carbon tetrachloride	27.3		1.0	0.40	0.22
78-83-1	Isobutyl alcohol	623		50	9.7	9.0
71-43-2	Benzene	26.1		1.0	0.40	0.19
107-06-2	1,2-Dichloroethane	26.2		1.0	0.40	0.19
79-01-6	Trichloroethene	25.5		1.0	0.40	0.18
108-87-2	Methylcyclohexane	26.1		1.0	0.40	0.20
78-87-5	1,2-Dichloropropane	25.9		1.0	0.40	0.24
74-95-3	Dibromomethane	26.2		1.0	0.40	0.24

FORM I
GC/MS VOA ORGANICS ANALYSIS DATA SHEET

Lab Name: TestAmerica Burlington Job No.: 200-29045-1

SDG No.: 200-29045

Client Sample ID: Lab Sample ID: LCS 200-92008/1011

Matrix: Water Lab File ID: 15008_11-LCS.d

Analysis Method: 8260C Date Collected:

Sample wt/vol: 5(mL) Date Analyzed: 07/29/2015 16:54

Soil Aliquot Vol: Dilution Factor: 1

Soil Extract Vol.: GC Column: DB-624 ID: 0.53(mm)

% Moisture: Level: (low/med) Low

Analysis Batch No.: 92008 Units: ug/L

CAS NO.	COMPOUND NAME	RESULT	Q	LOQ	LOD	DL
123-91-1	1,4-Dioxane	488		40	16	6.2
75-27-4	Dichlorobromomethane	26.0		1.0	0.40	0.20
110-75-8	2-Chloroethyl vinyl ether	27.8		1.0	0.40	0.18
10061-01-5	cis-1,3-Dichloropropene	26.3		1.0	0.40	0.22
108-10-1	4-Methyl-2-pentanone (MIBK)	141		5.0	1.9	0.82
108-88-3	Toluene	26.5		1.0	0.40	0.22
10061-02-6	trans-1,3-Dichloropropene	27.5		1.0	0.40	0.26
79-00-5	1,1,2-Trichloroethane	26.7		1.0	0.40	0.24
127-18-4	Tetrachloroethene	26.8		1.0	0.40	0.22
142-28-9	1,3-Dichloropropane	26.1		1.0	0.40	0.20
591-78-6	2-Hexanone	150		5.0	1.9	1.2
124-48-1	Chlorodibromomethane	26.8		1.0	0.40	0.22
106-93-4	Ethylene Dibromide	26.9		1.0	0.40	0.22
108-90-7	Chlorobenzene	26.2		1.0	0.40	0.18
630-20-6	1,1,1,2-Tetrachloroethane	26.8		1.0	0.40	0.20
100-41-4	Ethylbenzene	26.2		1.0	0.40	0.20
179601-23-1	m-Xylene & p-Xylene	26.8		1.0	0.40	0.21
95-47-6	o-Xylene	26.6		1.0	0.40	0.23
1330-20-7	Xylenes, Total	53.4		2.0	0.40	0.21
100-42-5	Styrene	25.5		1.0	0.40	0.26
75-25-2	Bromoform	27.2		1.0	0.40	0.23
98-82-8	Isopropylbenzene	26.3		1.0	0.40	0.22
108-86-1	Bromobenzene	26.5		1.0	0.40	0.21
79-34-5	1,1,2,2-Tetrachloroethane	26.0		1.0	0.40	0.27
96-18-4	1,2,3-Trichloropropane	25.9		1.0	0.40	0.29
103-65-1	N-Propylbenzene	26.7		1.0	0.40	0.19
95-49-8	2-Chlorotoluene	26.2		1.0	0.40	0.23
106-43-4	4-Chlorotoluene	26.0		1.0	0.40	0.26
108-67-8	1,3,5-Trimethylbenzene	26.2		1.0	0.40	0.22
98-06-6	tert-Butylbenzene	26.3		1.0	0.40	0.20
95-63-6	1,2,4-Trimethylbenzene	25.7		1.0	0.40	0.21
135-98-8	sec-Butylbenzene	26.2		1.0	0.40	0.21
99-87-6	4-Isopropyltoluene	26.0		1.0	0.40	0.22
541-73-1	1,3-Dichlorobenzene	26.1		1.0	0.40	0.20
106-46-7	1,4-Dichlorobenzene	26.0		1.0	0.40	0.26
95-50-1	1,2-Dichlorobenzene	26.1		1.0	0.40	0.23

FORM I
GC/MS VOA ORGANICS ANALYSIS DATA SHEET

Lab Name: TestAmerica Burlington Job No.: 200-29045-1

SDG No.: 200-29045

Client Sample ID: Lab Sample ID: LCS 200-92008/1011

Matrix: Water Lab File ID: 15008_11-LCS.d

Analysis Method: 8260C Date Collected:

Sample wt/vol: 5(mL) Date Analyzed: 07/29/2015 16:54

Soil Aliquot Vol: Dilution Factor: 1

Soil Extract Vol.: GC Column: DB-624 ID: 0.53(mm)

% Moisture: Level: (low/med) Low

Analysis Batch No.: 92008 Units: ug/L

CAS NO.	COMPOUND NAME	RESULT	Q	LOQ	LOD	DL
104-51-8	n-Butylbenzene	25.9		1.0	0.40	0.20
96-12-8	1,2-Dibromo-3-Chloropropane	27.3		1.0	0.40	0.24
120-82-1	1,2,4-Trichlorobenzene	26.5		1.0	0.40	0.21
87-68-3	Hexachlorobutadiene	25.8		1.0	0.40	0.29
91-20-3	Naphthalene	26.1		1.0	0.40	0.31
87-61-6	1,2,3-Trichlorobenzene	25.4		1.0	0.40	0.26

CAS NO.	SURROGATE	%REC	Q	LIMITS
17060-07-0	1,2-Dichloroethane-d4 (Surr)	105		80-120
2037-26-5	Toluene-d8 (Surr)	110		80-120
460-00-4	4-Bromofluorobenzene	108		80-125
1868-53-7	Dibromofluoromethane (Surr)	110		50-150

TestAmerica Laboratories
Target Compound Quantitation Report

Data File: \\ChromNA\Burlington\ChromData\CHL.i\20150729-15008.b\15008_11-LCS.d
Lims ID: LCS
Client ID:
Sample Type: LCS
Inject. Date: 29-Jul-2015 16:54:30 ALS Bottle#: 11 Worklist Smp#: 1011
Purge Vol: 5.000 mL Dil. Factor: 1.0000
Sample Info: 200-0015008-011
Misc. Info.: 1,5
Operator ID: NEA Instrument ID: CHL.i

Method: \\ChromNA\Burlington\ChromData\CHL.i\20150729-15008.b\8260_L_W_Ver.2.m
Limit Group: VM_8260C_Limits
Last Update: 31-Jul-2015 09:41:23 Calib Date: 29-Jul-2015 15:49:30
Integrator: RTE ID Type: Deconvolution ID
Quant Method: Internal Standard Quant By: Initial Calibration
Last ICal File: \\ChromNA\Burlington\ChromData\CHL.i\20150729-15008.b\15008_09.D

Column 1 : DB-624 (0.53 mm) Det: MS SCAN
Process Host: XAWRK013

Compound	Sig	RT (min.)	Adj RT (min.)	Dlt RT (min.)	Q	Response	Cal Amt ug/l	OnCol Amt ug/l	Flags
1 Dichlorodifluoromethane	85	2.559	2.556	0.003	99	1596217	24.8	31.2	
2 Chloromethane	50	2.796	2.794	0.002	99	1015427	24.8	25.1	
3 Vinyl chloride	62	2.954	2.952	0.002	98	1092608	24.8	26.5	
4 Butadiene	54	3.004	3.001	0.003	93	795920	24.8	26.2	
6 Bromomethane	94	3.409	3.407	0.002	99	712502	24.8	27.4	
7 Chloroethane	64	3.577	3.575	0.002	99	655379	24.8	26.4	
8 Dichlorofluoromethane	67	3.884	3.881	0.003	91	2260297	24.8	26.4	
9 Trichlorofluoromethane	101	3.973	3.970	0.003	99	1730139	24.8	27.4	
11 Ethyl ether	59	4.457	4.445	0.012	49	610274	24.8	26.0	
10 1,2-Dichloro-1,1,2-trifluo	67	4.457	4.445	0.012	96	2343921	24.8	25.9	
12 Acrolein	56	4.645	4.633	0.012	93	284889	124.0	166.1	
13 1,1-Dichloroethene	96	4.803	4.801	0.002	96	867235	24.8	25.0	
14 1,1,2-Trichloro-1,2,2-trif	101	4.823	4.811	0.012	92	1773355	24.8	25.6	
15 Acetone	43	4.902	4.890	0.012	86	1759599	124.1	155.2	
16 Iodomethane	142	5.060	5.048	0.012	97	1026231	24.8	25.3	
17 Carbon disulfide	76	5.169	5.157	0.012	99	2415621	24.8	23.7	
18 3-Chloro-1-propene	41	5.407	5.394	0.013	94	1683656	24.8	24.5	
19 Methyl acetate	74	5.456	5.453	0.003	99	645995	124.1	148.8	
20 Methylene Chloride	84	5.614	5.602	0.012	97	840281	24.8	22.8	
* 21 TBA-d9 (IS)	65	5.723	5.711	0.012	0	1360886	500.0	500.0	
22 2-Methyl-2-propanol	59	5.851	5.839	0.012	99	607510	248.2	260.1	
23 Acrylonitrile	53	6.010	5.997	0.013	95	1984568	248.2	271.6	
24 trans-1,2-Dichloroethene	96	6.079	6.067	0.012	98	960844	24.8	26.4	
25 Methyl tert-butyl ether	73	6.099	6.096	0.003	97	1907869	24.8	25.5	
27 Hexane	57	6.563	6.561	0.002	96	1425719	24.8	27.4	
28 1,1-Dichloroethane	63	6.771	6.769	0.002	99	1939392	24.8	26.1	
29 Vinyl acetate	86	6.900	6.877	0.023	100	238902	49.6	50.1	
31 2-Chloro-1,3-butadiene	53	6.939	6.927	0.012	90	1470669	24.8	28.3	
30 Isopropyl ether	45	6.939	6.937	0.002	92	4218333	24.8	26.7	
32 Tert-butyl ethyl ether	59	7.552	7.550	0.002	97	2857912	24.8	26.7	
* 33 2-Butanone-d5	46	7.691	7.688	0.003	0	1989383	125.0	125.0	
35 cis-1,2-Dichloroethene	96	7.760	7.757	0.003	90	951326	24.8	25.9	

Compound	Sig	RT (min.)	Adj RT (min.)	Dlt RT (min.)	Q	Response	Cal Amt ug/l	OnCol Amt ug/l	Flags
34 2,2-Dichloropropane	41	7.760	7.767	-0.007	93	1035308	24.8	24.7	
36 2-Butanone (MEK)	72	7.799	7.787	0.012	97	477502	124.1	146.4	
37 Propionitrile	54	7.879	7.866	0.013	98	340048	124.1	125.8	
38 Methacrylonitrile	67	8.146	8.143	0.003	95	237909	24.8	26.1	
39 Chlorobromomethane	128	8.165	8.163	0.002	95	568766	24.8	27.6	
40 Tetrahydrofuran	42	8.274	8.262	0.012	96	473894	49.6	50.0	
41 Chloroform	83	8.314	8.311	0.003	98	1747029	24.8	26.3	
$ 42 Dibromofluoromethane (Surr	113	8.581	8.578	0.003	97	1517364	25.0	27.5	7
43 1,1,1-Trichloroethane	97	8.630	8.628	0.002	97	1451988	24.8	26.1	
44 Cyclohexane	56	8.749	8.736	0.013	97	1743680	24.8	25.9	
45 1,1-Dichloropropene	75	8.927	8.914	0.013	93	1505718	24.8	28.2	
46 Carbon tetrachloride	117	8.927	8.924	0.003	97	1366515	24.8	27.3	
47 Isobutyl alcohol	43	9.154	9.152	0.002	90	906956	620.4	622.9	
$ 48 1,2-Dichloroethane-d4 (Sur	65	9.154	9.152	0.002	0	788277	25.0	26.3	
49 Benzene	78	9.273	9.270	0.003	97	2699280	24.8	26.1	
50 1,2-Dichloroethane	62	9.283	9.280	0.003	92	929307	24.8	26.2	
51 Tert-amyl methyl ether	73	9.500	9.488	0.012	96	2331311	24.8	26.9	
* 52 Fluorobenzene	96	9.757	9.755	0.002	97	2886422	25.0	25.0	
53 n-Heptane	43	9.777	9.775	0.002	96	1667122	24.8	27.2	
54 Trichloroethene	95	10.410	10.398	0.012	98	1115176	24.8	25.5	
55 Methylcyclohexane	83	10.756	10.754	0.002	87	1413700	24.8	26.1	
56 1,2-Dichloropropane	63	10.776	10.773	0.003	90	1190449	24.8	25.9	
* 57 1,4-Dioxane-d8	96	10.964	10.951	0.013	0	144094	500.0	500.0	
58 Dibromomethane	93	10.984	10.981	0.003	98	868702	24.8	26.2	
59 Methyl methacrylate	69	11.023	11.021	0.002	99	770676	24.8	25.4	
60 1,4-Dioxane	88	11.053	11.050	0.003	93	142293	496.3	487.7	
61 Dichlorobromomethane	83	11.270	11.268	0.002	98	1741319	24.8	26.0	
62 2-Chloroethyl vinyl ether	63	11.834	11.831	0.003	92	607861	24.8	27.8	
63 cis-1,3-Dichloropropene	75	12.091	12.088	0.003	96	1545650	24.8	26.3	
64 4-Methyl-2-pentanone (MIBK	43	12.378	12.375	0.003	96	5794785	124.1	141.4	
$ 65 Toluene-d8 (Surr)	98	12.595	12.583	0.012	98	2631063	25.0	27.5	
66 Toluene	92	12.714	12.711	0.003	94	1754013	24.8	26.5	
67 trans-1,3-Dichloropropene	75	13.119	13.107	0.012	97	1294616	24.8	27.5	
68 Ethyl methacrylate	69	13.337	13.325	0.012	95	993208	24.8	28.5	
69 1,1,2-Trichloroethane	83	13.465	13.463	0.002	96	827675	24.8	26.7	
70 Tetrachloroethene	166	13.772	13.770	0.002	97	1322108	24.8	26.8	
71 1,3-Dichloropropane	76	13.792	13.789	0.003	98	1542403	24.8	26.1	
72 2-Hexanone	43	13.980	13.977	0.003	100	4911432	124.1	150.2	
73 Chlorodibromomethane	129	14.247	14.244	0.003	98	1488479	24.8	26.8	
74 Ethylene Dibromide	107	14.474	14.472	0.002	98	1354754	24.8	26.9	
* 75 Chlorobenzene-d5	117	15.493	15.490	0.003	88	2294117	25.0	25.0	
76 Chlorobenzene	112	15.552	15.549	0.003	92	2168567	24.8	26.2	
77 1,1,1,2-Tetrachloroethane	131	15.740	15.737	0.003	98	1087000	24.8	26.8	
78 Ethylbenzene	91	15.829	15.826	0.003	99	3497721	24.8	26.2	
79 m-Xylene & p-Xylene	106	16.106	16.103	0.003	0	1300133	24.8	26.8	
S 80 Xylenes, Total	106				0		49.6	53.4	
81 o-Xylene	106	17.025	17.023	0.002	92	1234790	24.8	26.6	
82 Styrene	104	17.065	17.062	0.003	90	1747570	24.8	25.5	
83 Bromoform	173	17.460	17.458	0.002	94	1042611	24.8	27.2	
84 Isopropylbenzene	105	17.915	17.903	0.012	96	3607897	24.8	26.3	
$ 85 4-Bromofluorobenzene	95	18.192	18.180	0.012	85	1617147	25.0	27.0	
86 Bromobenzene	156	18.449	18.447	0.002	93	1095123	24.8	26.5	

Compound	Sig	RT (min.)	Adj RT (min.)	Dlt RT (min.)	Q	Response	Cal Amt ug/l	OnCol Amt ug/l	Flags
87 1,1,2,2-Tetrachloroethane	83	18.469	18.457	0.012	100	1635220	24.8	26.0	
88 1,2,3-Trichloropropane	110	18.528	18.516	0.012	92	370032	24.8	25.9	
89 trans-1,4-Dichloro-2-buten	53	18.568	18.565	0.003	85	323101	24.8	27.1	
90 N-Propylbenzene	120	18.677	18.674	0.003	98	926350	24.8	26.7	
91 2-Chlorotoluene	126	18.795	18.793	0.002	98	843260	24.8	26.2	
93 4-Chlorotoluene	126	18.963	18.961	0.002	97	857747	24.8	26.0	
92 1,3,5-Trimethylbenzene	105	18.963	18.961	0.002	78	2602435	24.8	26.2	
94 tert-Butylbenzene	119	19.428	19.426	0.002	94	2843015	24.8	26.3	
95 1,2,4-Trimethylbenzene	105	19.497	19.485	0.012	98	2548071	24.8	25.7	
96 sec-Butylbenzene	105	19.725	19.712	0.013	99	3956462	24.8	26.2	
97 1,3-Dichlorobenzene	146	19.843	19.841	0.002	94	1779016	24.8	26.1	
98 4-Isopropyltoluene	119	19.913	19.910	0.003	98	3044092	24.8	26.0	
* 99 1,4-Dichlorobenzene-d4	152	19.932	19.920	0.012	97	1267188	25.0	25.0	
100 1,4-Dichlorobenzene	146	19.962	19.950	0.012	93	1914590	24.8	26.0	
102 1,2-Dichlorobenzene	146	20.397	20.385	0.012	94	1675570	24.8	26.1	
101 n-Butylbenzene	91	20.397	20.385	0.012	99	2699469	24.8	25.9	
103 1,2-Dibromo-3-Chloropropan	75	21.198	21.196	0.002	93	294271	24.8	27.3	
104 1,2,4-Trichlorobenzene	180	22.039	22.026	0.013	94	1095076	24.8	26.5	
105 Hexachlorobutadiene	225	22.217	22.204	0.013	88	617551	24.8	25.8	
106 Naphthalene	128	22.296	22.283	0.013	98	2134463	24.8	26.1	
107 1,2,3-Trichlorobenzene	180	22.553	22.540	0.013	94	956117	24.8	25.4	

QC Flag Legend

Processing Flags

7 - Failed Limit of Detection

Reagents:

8260SScorp_00015	Amount Added:	2.50	Units: uL	
8260LCS.Bcorp_00019	Amount Added:	1.41	Units: uL	
8260LCS.C_Acr_00003	Amount Added:	1.41	Units: uL	
8260LCS.A_00026	Amount Added:	1.41	Units: uL	
8260IScorp._00017	Amount Added:	2.50	Units: uL	Run Reagent

Report Date: 31-Jul-2015 09:41:25 Chrom Revision: 2.2 09-Jul-2015 10:16:20

TestAmerica Laboratories

Data File: \\ChromNA\Burlington\ChromData\CHL.i\20150729-15008.b\15008_11-LCS.d

Injection Date:	29-Jul-2015 16:54:30	Instrument ID:	CHL.i	Operator ID:	NEA
Lims ID:	LCS			Worklist Smp#:	1011
Client ID:					
Purge Vol:	5.000 mL	Dil. Factor:	1.0000	ALS Bottle#:	11
Method:	8260_L_W_Ver.2	Limit Group:	VM_8260C_Limits		

Column: DB-624 (0.53 mm)

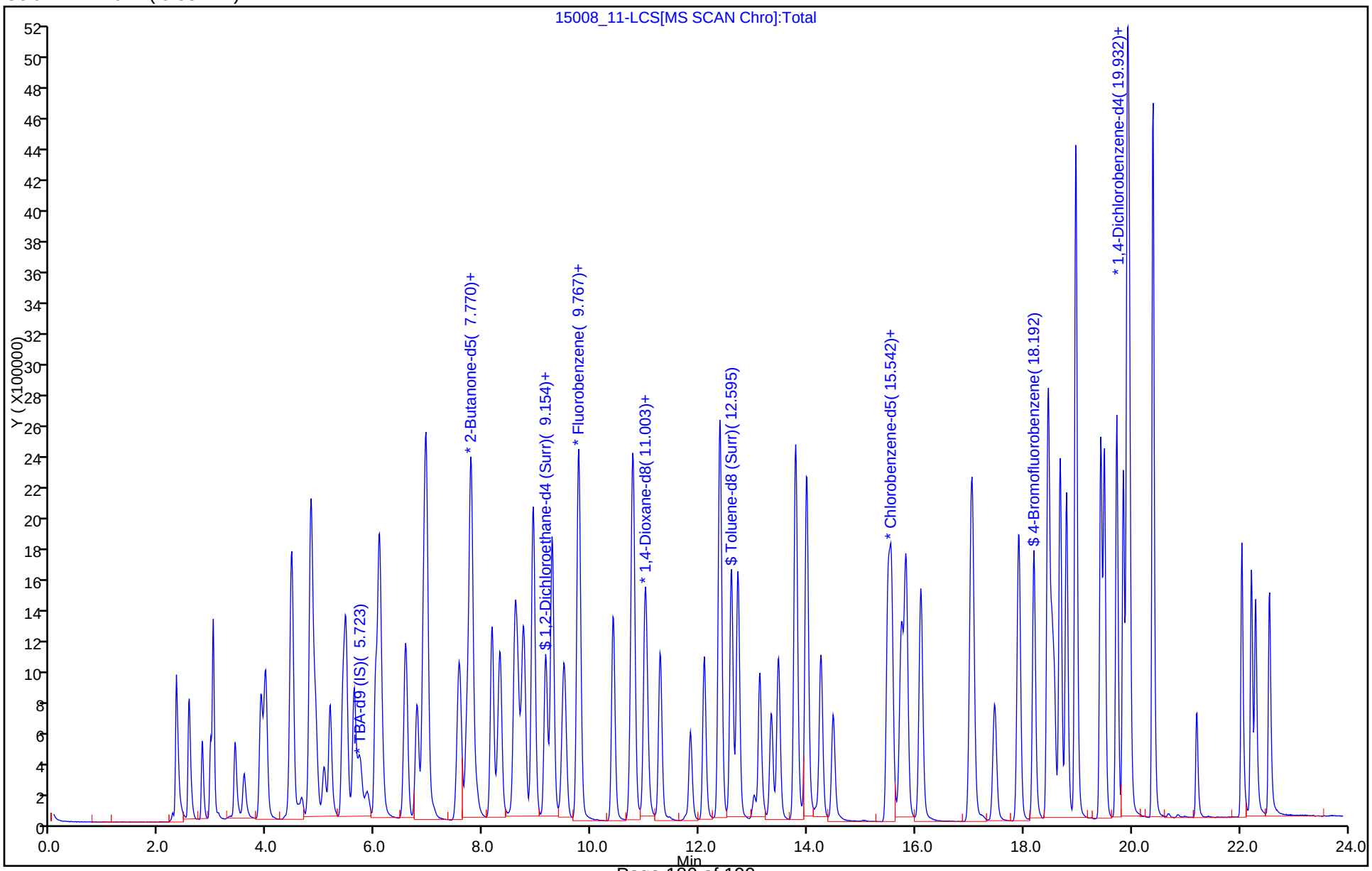

FORM I
GC/MS VOA ORGANICS ANALYSIS DATA SHEET

Lab Name: TestAmerica Burlington | Job No.: 200-29045-1

SDG No.: 200-29045

Client Sample ID: MW-9 MS | Lab Sample ID: 200-29045-1 MS

Matrix: Water | Lab File ID: 15008_22.D

Analysis Method: 8260C | Date Collected: 07/16/2015 10:20

Sample wt/vol: 5(mL) | Date Analyzed: 07/29/2015 22:47

Soil Aliquot Vol: | Dilution Factor: 1

Soil Extract Vol.: | GC Column: DB-624 ID: 0.53(mm)

% Moisture: | Level: (low/med) Low

Analysis Batch No.: 92008 | Units: ug/L

CAS NO.	COMPOUND NAME	RESULT	Q	LOQ	LOD	DL
75-71-8	Dichlorodifluoromethane	30.8		1.0	0.40	0.27
74-87-3	Chloromethane	25.4		1.0	0.40	0.34
75-01-4	Vinyl chloride	26.0		1.0	0.40	0.23
74-83-9	Bromomethane	26.9		1.0	0.40	0.34
75-00-3	Chloroethane	26.5		1.0	0.40	0.37
75-69-4	Trichlorofluoromethane	26.7		1.0	0.40	0.30
75-35-4	1,1-Dichloroethene	25.7		1.0	0.40	0.19
76-13-1	1,1,2-Trichloro-1,2,2-trifl uoroethane	25.7		1.0	0.40	0.24
67-64-1	Acetone	77.2		5.0	1.9	1.7
74-88-4	Iodomethane	23.3		1.0	0.40	0.23
75-15-0	Carbon disulfide	24.3		1.0	0.40	0.21
79-20-9	Methyl acetate	142		5.0	1.9	0.87
75-09-2	Methylene Chloride	23.2		1.0	0.40	0.23
156-60-5	trans-1,2-Dichloroethene	26.8		1.0	0.40	0.23
540-59-0	1,2-Dichloroethene, Total	53.6		2.0	0.40	0.22
1634-04-4	Methyl tert-butyl ether	25.6		1.0	0.40	0.21
75-34-3	1,1-Dichloroethane	26.7		1.0	0.40	0.21
108-05-4	Vinyl acetate	47.9		5.0	0.80	0.53
594-20-7	2,2-Dichloropropane	22.4		1.0	0.80	0.47
156-59-2	cis-1,2-Dichloroethene	26.8		1.0	0.40	0.22
78-93-3	2-Butanone (MEK)	109		5.0	1.9	1.3
74-97-5	Chlorobromomethane	27.4		1.0	0.40	0.26
109-99-9	Tetrahydrofuran	51.9		2.0	1.6	0.94
67-66-3	Chloroform	27.1		1.0	0.40	0.20
71-55-6	1,1,1-Trichloroethane	26.5		1.0	0.40	0.20
110-82-7	Cyclohexane	26.3		1.0	0.40	0.22
563-58-6	1,1-Dichloropropene	28.8		1.0	0.40	0.19
56-23-5	Carbon tetrachloride	28.1		1.0	0.40	0.22
78-83-1	Isobutyl alcohol	589		50	9.7	9.0
71-43-2	Benzene	26.5		1.0	0.40	0.19
107-06-2	1,2-Dichloroethane	26.7		1.0	0.40	0.19
79-01-6	Trichloroethene	27.0		1.0	0.40	0.18
108-87-2	Methylcyclohexane	26.0		1.0	0.40	0.20
78-87-5	1,2-Dichloropropane	26.5		1.0	0.40	0.24
74-95-3	Dibromomethane	26.2		1.0	0.40	0.24

FORM I
GC/MS VOA ORGANICS ANALYSIS DATA SHEET

Lab Name: TestAmerica Burlington | Job No.: 200-29045-1

SDG No.: 200-29045

Client Sample ID: MW-9 MS | Lab Sample ID: 200-29045-1 MS

Matrix: Water | Lab File ID: 15008_22.D

Analysis Method: 8260C | Date Collected: 07/16/2015 10:20

Sample wt/vol: 5(mL) | Date Analyzed: 07/29/2015 22:47

Soil Aliquot Vol: | Dilution Factor: 1

Soil Extract Vol.: | GC Column: DB-624 ID: 0.53(mm)

% Moisture: | Level: (low/med) Low

Analysis Batch No.: 92008 | Units: ug/L

CAS NO.	COMPOUND NAME	RESULT	Q	LOQ	LOD	DL
123-91-1	1,4-Dioxane	525		40	16	6.2
75-27-4	Dichlorobromomethane	26.3		1.0	0.40	0.20
110-75-8	2-Chloroethyl vinyl ether	0.40	U J	1.0	0.40	0.18
10061-01-5	cis-1,3-Dichloropropene	26.0		1.0	0.40	0.22
108-10-1	4-Methyl-2-pentanone (MIBK)	142		5.0	1.9	0.82
108-88-3	Toluene	26.6		1.0	0.40	0.22
10061-02-6	trans-1,3-Dichloropropene	27.2		1.0	0.40	0.26
79-00-5	1,1,2-Trichloroethane	26.4		1.0	0.40	0.24
127-18-4	Tetrachloroethene	26.6		1.0	0.40	0.22
142-28-9	1,3-Dichloropropane	26.3		1.0	0.40	0.20
591-78-6	2-Hexanone	118		5.0	1.9	1.2
124-48-1	Chlorodibromomethane	26.3		1.0	0.40	0.22
106-93-4	Ethylene Dibromide	26.6		1.0	0.40	0.22
108-90-7	Chlorobenzene	26.5		1.0	0.40	0.18
630-20-6	1,1,1,2-Tetrachloroethane	27.1		1.0	0.40	0.20
100-41-4	Ethylbenzene	26.6		1.0	0.40	0.20
179601-23-1	m-Xylene & p-Xylene	26.6		1.0	0.40	0.21
95-47-6	o-Xylene	26.8		1.0	0.40	0.23
1330-20-7	Xylenes, Total	53.4		2.0	0.40	0.21
100-42-5	Styrene	25.6		1.0	0.40	0.26
75-25-2	Bromoform	26.6		1.0	0.40	0.23
98-82-8	Isopropylbenzene	26.9		1.0	0.40	0.22
108-86-1	Bromobenzene	26.9		1.0	0.40	0.21
79-34-5	1,1,2,2-Tetrachloroethane	26.3		1.0	0.40	0.27
96-18-4	1,2,3-Trichloropropane	26.1		1.0	0.40	0.29
103-65-1	N-Propylbenzene	27.3		1.0	0.40	0.19
95-49-8	2-Chlorotoluene	26.9		1.0	0.40	0.23
106-43-4	4-Chlorotoluene	26.7		1.0	0.40	0.26
108-67-8	1,3,5-Trimethylbenzene	26.9		1.0	0.40	0.22
98-06-6	tert-Butylbenzene	27.1		1.0	0.40	0.20
95-63-6	1,2,4-Trimethylbenzene	26.5		1.0	0.40	0.21
135-98-8	sec-Butylbenzene	27.0		1.0	0.40	0.21
99-87-6	4-Isopropyltoluene	26.5		1.0	0.40	0.22
541-73-1	1,3-Dichlorobenzene	26.3		1.0	0.40	0.20
106-46-7	1,4-Dichlorobenzene	26.5		1.0	0.40	0.26
95-50-1	1,2-Dichlorobenzene	26.4		1.0	0.40	0.23

FORM I
GC/MS VOA ORGANICS ANALYSIS DATA SHEET

Lab Name: TestAmerica Burlington Job No.: 200-29045-1

SDG No.: 200-29045

Client Sample ID: MW-9 MS Lab Sample ID: 200-29045-1 MS

Matrix: Water Lab File ID: 15008_22.D

Analysis Method: 8260C Date Collected: 07/16/2015 10:20

Sample wt/vol: 5(mL) Date Analyzed: 07/29/2015 22:47

Soil Aliquot Vol: Dilution Factor: 1

Soil Extract Vol.: GC Column: DB-624 ID: 0.53(mm)

% Moisture: Level: (low/med) Low

Analysis Batch No.: 92008 Units: ug/L

CAS NO.	COMPOUND NAME	RESULT	Q	LOQ	LOD	DL
104-51-8	n-Butylbenzene	26.5		1.0	0.40	0.20
96-12-8	1,2-Dibromo-3-Chloropropane	26.6		1.0	0.40	0.24
120-82-1	1,2,4-Trichlorobenzene	25.9		1.0	0.40	0.21
87-68-3	Hexachlorobutadiene	24.9		1.0	0.40	0.29
91-20-3	Naphthalene	25.6		1.0	0.40	0.31
87-61-6	1,2,3-Trichlorobenzene	25.1		1.0	0.40	0.26

CAS NO.	SURROGATE	%REC	Q	LIMITS
17060-07-0	1,2-Dichloroethane-d4 (Surr)	107		80-120
2037-26-5	Toluene-d8 (Surr)	110		80-120
460-00-4	4-Bromofluorobenzene	111		80-125
1868-53-7	Dibromofluoromethane (Surr)	111		50-150

TestAmerica Burlington
Target Compound Quantitation Report

Data File: \\ChromNA\Burlington\ChromData\CHL.i\20150729-15008.b\15008_22.D
Lims ID: 200-29045-KS-1 MS
Client ID: MW-9
Sample Type: MS
Inject. Date: 29-Jul-2015 22:47:30 ALS Bottle#: 22 Worklist Smp#: 22
Purge Vol: 5.000 mL Dil. Factor: 1.0000
Sample Info: 200-0015008-022
Misc. Info.: 1,5
Operator ID: NEA Instrument ID: CHL.i

Method: \\ChromNA\Burlington\ChromData\CHL.i\20150729-15008.b\8260_L_W_Ver.2.m
Limit Group: VM_8260C_Limits
Last Update: 31-Jul-2015 09:53:30 Calib Date: 29-Jul-2015 15:49:30
Integrator: RTE ID Type: Deconvolution ID
Quant Method: Internal Standard Quant By: Initial Calibration
Last ICal File: \\ChromNA\Burlington\ChromData\CHL.i\20150729-15008.b\15008_09.D

Column 1 : DB-624 (0.53 mm) Det: MS SCAN
Process Host: XAWRK013

Compound	Sig	RT (min.)	Adj RT (min.)	Dlt RT (min.)	Q	Response	Cal Amt ug/l	OnCol Amt ug/l	Flags
1 Dichlorodifluoromethane	85	2.538	2.556	-0.018	99	1489521	24.8	30.8	
2 Chloromethane	50	2.786	2.794	-0.008	99	972368	24.8	25.4	
3 Vinyl chloride	62	2.944	2.952	-0.008	98	1015954	24.8	26.0	
6 Bromomethane	94	3.389	3.407	-0.018	100	661147	24.8	26.9	
$ 5 BFB	95	3.389	3.448	-0.059	0	90678		1.92	
7 Chloroethane	64	3.557	3.575	-0.018	99	620099	24.8	26.5	
9 Trichlorofluoromethane	101	3.943	3.970	-0.027	98	1595772	24.8	26.7	
13 1,1-Dichloroethene	96	4.783	4.801	-0.018	94	843101	24.8	25.7	
14 1,1,2-Trichloro-1,2,2-trif	101	4.793	4.811	-0.018	92	1685296	24.8	25.7	
15 Acetone	43	4.882	4.890	-0.008	85	780569	124.1	77.2	
16 Iodomethane	142	5.030	5.048	-0.018	97	893337	24.8	23.3	
17 Carbon disulfide	76	5.139	5.157	-0.018	99	2339155	24.8	24.3	
19 Methyl acetate	74	5.436	5.453	-0.017	99	549035	124.1	141.7	
20 Methylene Chloride	84	5.584	5.602	-0.018	96	808441	24.8	23.2	
* 21 TBA-d9 (IS)	65	5.693	5.711	-0.018	0	1174217	500.0	500.0	
24 trans-1,2-Dichloroethene	96	6.049	6.067	-0.018	98	921811	24.8	26.8	
25 Methyl tert-butyl ether	73	6.069	6.096	-0.027	98	1811012	24.8	25.6	
S 26 1,2-Dichloroethene, Total	96				0			53.6	
28 1,1-Dichloroethane	63	6.751	6.769	-0.018	99	1873615	24.8	26.7	
29 Vinyl acetate	86	6.870	6.877	-0.007	100	215745	49.6	47.9	
* 33 2-Butanone-d5	46	7.680	7.688	-0.008	0	1775072	125.0	125.0	
35 cis-1,2-Dichloroethene	96	7.750	7.757	-0.007	90	928756	24.8	26.8	
34 2,2-Dichloropropane	41	7.750	7.767	-0.017	65	888742	24.8	22.4	
36 2-Butanone (MEK)	72	7.779	7.787	-0.008	97	318255	124.1	109.3	
39 Chlorobromomethane	128	8.145	8.163	-0.018	94	532433	24.8	27.4	
40 Tetrahydrofuran	42	8.254	8.262	-0.008	96	464987	49.6	51.9	
41 Chloroform	83	8.293	8.311	-0.018	97	1699825	24.8	27.1	
$ 42 Dibromofluoromethane (Surr	113	8.560	8.578	-0.018	97	1450098	25.0	27.8	7
43 1,1,1-Trichloroethane	97	8.620	8.628	-0.008	97	1392186	24.8	26.5	
44 Cyclohexane	56	8.729	8.736	-0.007	97	1674545	24.8	26.3	
45 1,1-Dichloropropene	75	8.907	8.914	-0.007	91	1453760	24.8	28.8	
46 Carbon tetrachloride	117	8.916	8.924	-0.008	98	1328497	24.8	28.1	

Compound	Sig	RT (min.)	Adj RT (min.)	Dlt RT (min.)	Q	Response	Cal Amt ug/l	OnCol Amt ug/l	Flags
47 Isobutyl alcohol	43	9.134	9.152	-0.018	85	810795	620.4	589.2	
$ 48 1,2-Dichloroethane-d4 (Sur	65	9.134	9.152	-0.018	0	756479	25.0	26.7	
49 Benzene	78	9.253	9.270	-0.017	97	2592613	24.8	26.5	
50 1,2-Dichloroethane	62	9.272	9.280	-0.008	93	894468	24.8	26.7	
* 52 Fluorobenzene	96	9.737	9.755	-0.018	97	2727703	25.0	25.0	
54 Trichloroethene	95	10.390	10.398	-0.008	98	1117797	24.8	27.0	
55 Methylcyclohexane	83	10.746	10.754	-0.008	87	1331035	24.8	26.0	
56 1,2-Dichloropropane	63	10.766	10.773	-0.007	91	1152323	24.8	26.5	
* 57 1,4-Dioxane-d8	96	10.944	10.951	-0.007	0	121788	500.0	500.0	
58 Dibromomethane	93	10.973	10.981	-0.008	98	819861	24.8	26.2	
60 1,4-Dioxane	88	11.033	11.050	-0.018	94	129367	496.3	524.6	
61 Dichlorobromomethane	83	11.260	11.268	-0.008	98	1665986	24.8	26.3	
62 2-Chloroethyl vinyl ether	63		11.831				ND	ND	
63 cis-1,3-Dichloropropene	75	12.071	12.088	-0.017	97	1444362	24.8	26.0	
64 4-Methyl-2-pentanone (MIBK	43	12.367	12.375	-0.008	96	5201112	124.1	142.3	
$ 65 Toluene-d8 (Surr)	98	12.575	12.583	-0.008	98	2494294	25.0	27.4	
66 Toluene	92	12.704	12.711	-0.007	94	1679154	24.8	26.6	
67 trans-1,3-Dichloropropene	75	13.099	13.107	-0.008	97	1216834	24.8	27.2	
69 1,1,2-Trichloroethane	83	13.445	13.463	-0.018	96	778630	24.8	26.4	
70 Tetrachloroethene	166	13.762	13.770	-0.008	97	1250199	24.8	26.6	
71 1,3-Dichloropropane	76	13.772	13.789	-0.017	98	1478820	24.8	26.3	
72 2-Hexanone	43	13.969	13.977	-0.008	100	3440938	124.1	117.9	
73 Chlorodibromomethane	129	14.236	14.244	-0.008	97	1389592	24.8	26.3	
74 Ethylene Dibromide	107	14.464	14.472	-0.008	98	1273408	24.8	26.6	
* 75 Chlorobenzene-d5	117	15.482	15.490	-0.008	88	2185213	25.0	25.0	
76 Chlorobenzene	112	15.542	15.549	-0.007	92	2088408	24.8	26.5	
77 1,1,1,2-Tetrachloroethane	131	15.729	15.737	-0.008	98	1046345	24.8	27.1	
78 Ethylbenzene	91	15.809	15.826	-0.017	99	3376316	24.8	26.6	
79 m-Xylene & p-Xylene	106	16.085	16.103	-0.018	0	1224980	24.8	26.6	
S 80 Xylenes, Total	106				0		49.6	53.4	
81 o-Xylene	106	17.015	17.023	-0.008	92	1188502	24.8	26.8	
82 Styrene	104	17.045	17.062	-0.017	91	1665834	24.8	25.6	
83 Bromoform	173	17.450	17.458	-0.008	94	972643	24.8	26.6	
84 Isopropylbenzene	105	17.895	17.903	-0.008	96	3444738	24.8	26.9	
$ 85 4-Bromofluorobenzene	95	18.172	18.180	-0.008	85	1555205	25.0	27.8	
86 Bromobenzene	156	18.439	18.447	-0.008	93	1037117	24.8	26.9	
87 1,1,2,2-Tetrachloroethane	83	18.449	18.457	-0.008	99	1547728	24.8	26.3	
88 1,2,3-Trichloropropane	110	18.518	18.516	0.002	90	347696	24.8	26.1	
90 N-Propylbenzene	120	18.666	18.674	-0.008	98	883578	24.8	27.3	
91 2-Chlorotoluene	126	18.785	18.793	-0.008	97	808702	24.8	26.9	
93 4-Chlorotoluene	126	18.953	18.961	-0.008	97	823972	24.8	26.7	
92 1,3,5-Trimethylbenzene	105	18.953	18.961	-0.008	78	2496345	24.8	26.9	
94 tert-Butylbenzene	119	19.418	19.426	-0.008	93	2733369	24.8	27.1	
95 1,2,4-Trimethylbenzene	105	19.477	19.485	-0.008	97	2446261	24.8	26.5	
96 sec-Butylbenzene	105	19.705	19.712	-0.007	99	3797077	24.8	27.0	
97 1,3-Dichlorobenzene	146	19.833	19.841	-0.008	94	1668677	24.8	26.3	
98 4-Isopropyltoluene	119	19.902	19.910	-0.008	98	2898950	24.8	26.5	
* 99 1,4-Dichlorobenzene-d4	152	19.912	19.920	-0.008	97	1182628	25.0	25.0	
100 1,4-Dichlorobenzene	146	19.942	19.950	-0.008	93	1820479	24.8	26.5	
102 1,2-Dichlorobenzene	146	20.377	20.385	-0.008	91	1581764	24.8	26.4	
101 n-Butylbenzene	91	20.377	20.385	-0.008	99	2576183	24.8	26.5	
103 1,2-Dibromo-3-Chloropropan	75	21.188	21.196	-0.008	92	267742	24.8	26.6	

Compound	Sig	RT (min.)	Adj RT (min.)	Dlt RT (min.)	Q	Response	Cal Amt ug/l	OnCol Amt ug/l	Flags
104 1,2,4-Trichlorobenzene	180	22.018	22.026	-0.008	94	997180	24.8	25.9	
105 Hexachlorobutadiene	225	22.196	22.204	-0.008	87	556531	24.8	24.9	
106 Naphthalene	128	22.275	22.283	-0.008	98	1951039	24.8	25.6	
107 1,2,3-Trichlorobenzene	180	22.533	22.540	-0.007	95	880387	24.8	25.1	

QC Flag Legend

Processing Flags

ND - Not Detected or Marked ND

7 - Failed Limit of Detection

Reagents:

8260SScorp_00015	Amount Added:	2.50	Units: uL	
8260LCS.Bcorp_00019	Amount Added:	1.41	Units: uL	
8260LCS.C_Acr_00003	Amount Added:	1.41	Units: uL	
8260LCS.A_00026	Amount Added:	1.41	Units: uL	
8260IScorp._00017	Amount Added:	2.50	Units: uL	Run Reagent

Report Date: 31-Jul-2015 09:53:30 Chrom Revision: 2.2 09-Jul-2015 10:16:20

TestAmerica Burlington

Data File: \\ChromNA\Burlington\ChromData\CHL.i\20150729-15008.b\15008_22.D

Injection Date:	29-Jul-2015 22:47:30	Instrument ID:	CHL.i	Operator ID:	NEA
Lims ID:	200-29045-KS-1 MS			Worklist Smp#:	22
Client ID:	MW-9				
Purge Vol:	5.000 mL	Dil. Factor:	1.0000	ALS Bottle#:	22
Method:	8260_L_W_Ver.2	Limit Group:	VM_8260C_Limits		

Column: DB-624 (0.53 mm)

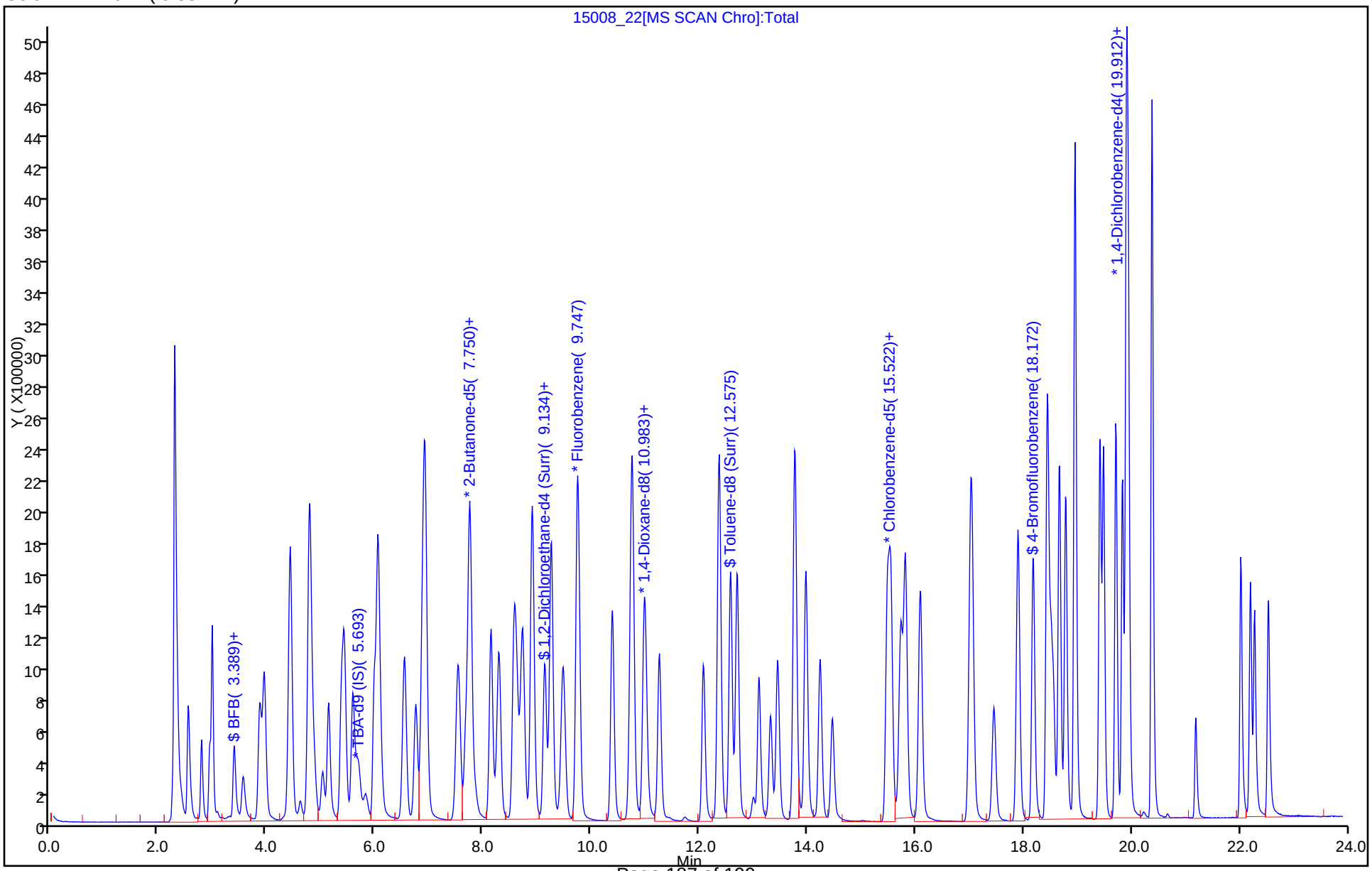

FORM I
GC/MS VOA ORGANICS ANALYSIS DATA SHEET

Lab Name: TestAmerica Burlington | Job No.: 200-29045-1

SDG No.: 200-29045

Client Sample ID: MW-9 MSD | Lab Sample ID: 200-29045-1 MSD

Matrix: Water | Lab File ID: 15008_23.D

Analysis Method: 8260C | Date Collected: 07/16/2015 10:20

Sample wt/vol: 5(mL) | Date Analyzed: 07/29/2015 23:19

Soil Aliquot Vol: | Dilution Factor: 1

Soil Extract Vol.: | GC Column: DB-624 ID: 0.53(mm)

% Moisture: | Level: (low/med) Low

Analysis Batch No.: 92008 | Units: ug/L

CAS NO.	COMPOUND NAME	RESULT	Q	LOQ	LOD	DL
75-71-8	Dichlorodifluoromethane	31.2	J	1.0	0.40	0.27
74-87-3	Chloromethane	25.7		1.0	0.40	0.34
75-01-4	Vinyl chloride	26.5		1.0	0.40	0.23
74-83-9	Bromomethane	26.3		1.0	0.40	0.34
75-00-3	Chloroethane	26.5		1.0	0.40	0.37
75-69-4	Trichlorofluoromethane	27.1		1.0	0.40	0.30
75-35-4	1,1-Dichloroethene	25.0		1.0	0.40	0.19
76-13-1	1,1,2-Trichloro-1,2,2-trifluoroethane	25.4		1.0	0.40	0.24
67-64-1	Acetone	77.0		5.0	1.9	1.7
74-88-4	Iodomethane	27.6		1.0	0.40	0.23
75-15-0	Carbon disulfide	24.3		1.0	0.40	0.21
79-20-9	Methyl acetate	143		5.0	1.9	0.87
75-09-2	Methylene Chloride	23.0		1.0	0.40	0.23
156-60-5	trans-1,2-Dichloroethene	26.7		1.0	0.40	0.23
540-59-0	1,2-Dichloroethene, Total	53.0		2.0	0.40	0.22
1634-04-4	Methyl tert-butyl ether	25.1		1.0	0.40	0.21
75-34-3	1,1-Dichloroethane	26.4		1.0	0.40	0.21
108-05-4	Vinyl acetate	45.9		5.0	0.80	0.53
594-20-7	2,2-Dichloropropane	21.4		1.0	0.80	0.47
156-59-2	cis-1,2-Dichloroethene	26.3		1.0	0.40	0.22
78-93-3	2-Butanone (MEK)	111		5.0	1.9	1.3
74-97-5	Chlorobromomethane	27.2		1.0	0.40	0.26
109-99-9	Tetrahydrofuran	49.8		2.0	1.6	0.94
67-66-3	Chloroform	26.5		1.0	0.40	0.20
71-55-6	1,1,1-Trichloroethane	26.1		1.0	0.40	0.20
110-82-7	Cyclohexane	25.9		1.0	0.40	0.22
563-58-6	1,1-Dichloropropene	28.4		1.0	0.40	0.19
56-23-5	Carbon tetrachloride	27.4		1.0	0.40	0.22
78-83-1	Isobutyl alcohol	579		50	9.7	9.0
71-43-2	Benzene	26.1		1.0	0.40	0.19
107-06-2	1,2-Dichloroethane	26.4		1.0	0.40	0.19
79-01-6	Trichloroethene	26.4		1.0	0.40	0.18
108-87-2	Methylcyclohexane	25.7		1.0	0.40	0.20
78-87-5	1,2-Dichloropropane	26.2		1.0	0.40	0.24
74-95-3	Dibromomethane	26.0		1.0	0.40	0.24

FORM I
GC/MS VOA ORGANICS ANALYSIS DATA SHEET

Lab Name: TestAmerica Burlington | Job No.: 200-29045-1

SDG No.: 200-29045

Client Sample ID: MW-9 MSD | Lab Sample ID: 200-29045-1 MSD

Matrix: Water | Lab File ID: 15008_23.D

Analysis Method: 8260C | Date Collected: 07/16/2015 10:20

Sample wt/vol: 5(mL) | Date Analyzed: 07/29/2015 23:19

Soil Aliquot Vol: | Dilution Factor: 1

Soil Extract Vol.: | GC Column: DB-624 ID: 0.53(mm)

% Moisture: | Level: (low/med) Low

Analysis Batch No.: 92008 | Units: ug/L

CAS NO.	COMPOUND NAME	RESULT	Q	LOQ	LOD	DL
123-91-1	1,4-Dioxane	566		40	16	6.2
75-27-4	Dichlorobromomethane	26.4		1.0	0.40	0.20
110-75-8	2-Chloroethyl vinyl ether	0.40	U J	1.0	0.40	0.18
10061-01-5	cis-1,3-Dichloropropene	25.7		1.0	0.40	0.22
108-10-1	4-Methyl-2-pentanone (MIBK)	142		5.0	1.9	0.82
108-88-3	Toluene	26.5		1.0	0.40	0.22
10061-02-6	trans-1,3-Dichloropropene	27.1		1.0	0.40	0.26
79-00-5	1,1,2-Trichloroethane	26.3		1.0	0.40	0.24
127-18-4	Tetrachloroethene	26.5		1.0	0.40	0.22
142-28-9	1,3-Dichloropropane	25.9		1.0	0.40	0.20
591-78-6	2-Hexanone	119		5.0	1.9	1.2
124-48-1	Chlorodibromomethane	26.5		1.0	0.40	0.22
106-93-4	Ethylene Dibromide	26.3		1.0	0.40	0.22
108-90-7	Chlorobenzene	26.4		1.0	0.40	0.18
630-20-6	1,1,1,2-Tetrachloroethane	26.7		1.0	0.40	0.20
100-41-4	Ethylbenzene	26.2		1.0	0.40	0.20
179601-23-1	m-Xylene & p-Xylene	27.0		1.0	0.40	0.21
95-47-6	o-Xylene	26.7		1.0	0.40	0.23
1330-20-7	Xylenes, Total	53.7		2.0	0.40	0.21
100-42-5	Styrene	25.5		1.0	0.40	0.26
75-25-2	Bromoform	26.5		1.0	0.40	0.23
98-82-8	Isopropylbenzene	26.4		1.0	0.40	0.22
108-86-1	Bromobenzene	26.6		1.0	0.40	0.21
79-34-5	1,1,2,2-Tetrachloroethane	25.7		1.0	0.40	0.27
96-18-4	1,2,3-Trichloropropane	26.1		1.0	0.40	0.29
103-65-1	N-Propylbenzene	26.6		1.0	0.40	0.19
95-49-8	2-Chlorotoluene	26.3		1.0	0.40	0.23
106-43-4	4-Chlorotoluene	26.8		1.0	0.40	0.26
108-67-8	1,3,5-Trimethylbenzene	26.3		1.0	0.40	0.22
98-06-6	tert-Butylbenzene	26.4		1.0	0.40	0.20
95-63-6	1,2,4-Trimethylbenzene	26.0		1.0	0.40	0.21
135-98-8	sec-Butylbenzene	26.3		1.0	0.40	0.21
99-87-6	4-Isopropyltoluene	26.2		1.0	0.40	0.22
541-73-1	1,3-Dichlorobenzene	26.0		1.0	0.40	0.20
106-46-7	1,4-Dichlorobenzene	25.9		1.0	0.40	0.26
95-50-1	1,2-Dichlorobenzene	25.9		1.0	0.40	0.23

FORM I
GC/MS VOA ORGANICS ANALYSIS DATA SHEET

Lab Name: TestAmerica Burlington Job No.: 200-29045-1

SDG No.: 200-29045

Client Sample ID: MW-9 MSD Lab Sample ID: 200-29045-1 MSD

Matrix: Water Lab File ID: 15008_23.D

Analysis Method: 8260C Date Collected: 07/16/2015 10:20

Sample wt/vol: 5(mL) Date Analyzed: 07/29/2015 23:19

Soil Aliquot Vol: Dilution Factor: 1

Soil Extract Vol.: GC Column: DB-624 ID: 0.53(mm)

% Moisture: Level: (low/med) Low

Analysis Batch No.: 92008 Units: ug/L

CAS NO.	COMPOUND NAME	RESULT	Q	LOQ	LOD	DL
104-51-8	n-Butylbenzene	26.2		1.0	0.40	0.20
96-12-8	1,2-Dibromo-3-Chloropropane	26.4		1.0	0.40	0.24
120-82-1	1,2,4-Trichlorobenzene	26.1		1.0	0.40	0.21
87-68-3	Hexachlorobutadiene	25.1		1.0	0.40	0.29
91-20-3	Naphthalene	25.3		1.0	0.40	0.31
87-61-6	1,2,3-Trichlorobenzene	25.0		1.0	0.40	0.26

CAS NO.	SURROGATE	%REC	Q	LIMITS
17060-07-0	1,2-Dichloroethane-d4 (Surr)	105		80-120
2037-26-5	Toluene-d8 (Surr)	110		80-120
460-00-4	4-Bromofluorobenzene	110		80-125
1868-53-7	Dibromofluoromethane (Surr)	111		50-150

TestAmerica Burlington
Target Compound Quantitation Report

Data File: \\ChromNA\Burlington\ChromData\CHL.i\20150729-15008.b\15008_23.D
Lims ID: 200-29045-B-1 MSD
Client ID: MW-9
Sample Type: MSD
Inject. Date: 29-Jul-2015 23:19:30 ALS Bottle#: 23 Worklist Smp#: 23
Purge Vol: 5.000 mL Dil. Factor: 1.0000
Sample Info: 200-0015008-023
Misc. Info.: 1,5
Operator ID: NEA Instrument ID: CHL.i

Method: \\ChromNA\Burlington\ChromData\CHL.i\20150729-15008.b\8260_L_W_Ver.2.m
Limit Group: VM_8260C_Limits
Last Update: 31-Jul-2015 09:53:59 Calib Date: 29-Jul-2015 15:49:30
Integrator: RTE ID Type: Deconvolution ID
Quant Method: Internal Standard Quant By: Initial Calibration
Last ICal File: \\ChromNA\Burlington\ChromData\CHL.i\20150729-15008.b\15008_09.D

Column 1 : DB-624 (0.53 mm) Det: MS SCAN
Process Host: XAWRK013

First Level Reviewer: archern Date: 30-Jul-2015 16:03:00

Compound	Sig	RT (min.)	Adj RT (min.)	Dlt RT (min.)	Q	Response	Cal Amt ug/l	OnCol Amt ug/l	Flags
1 Dichlorodifluoromethane	85	2.547	2.556	-0.009	99	1569593	24.8	31.2	
2 Chloromethane	50	2.794	2.794	0.000	99	1026001	24.8	25.7	
3 Vinyl chloride	62	2.952	2.952	0.000	98	1076450	24.8	26.5	
6 Bromomethane	94	3.397	3.407	-0.010	99	673086	24.8	26.3	
$ 5 BFB	95	3.397	3.448	-0.051	0	96862		1.95	
7 Chloroethane	64	3.565	3.575	-0.010	99	645993	24.8	26.5	
9 Trichlorofluoromethane	101	3.961	3.970	-0.009	99	1684402	24.8	27.1	
13 1,1-Dichloroethene	96	4.791	4.801	-0.010	94	854218	24.8	25.0	
14 1,1,2-Trichloro-1,2,2-trif	101	4.811	4.811	0.000	92	1729376	24.8	25.4	
15 Acetone	43	4.890	4.890	0.000	87	798501	124.1	77.0	
16 Iodomethane	142	5.039	5.048	-0.009	97	1100692	24.8	27.6	
17 Carbon disulfide	76	5.147	5.157	-0.010	99	2430665	24.8	24.3	
19 Methyl acetate	74	5.444	5.453	-0.009	99	568316	124.1	143.0	
20 Methylene Chloride	84	5.592	5.602	-0.010	97	833594	24.8	23.0	
* 21 TBA-d9 (IS)	65	5.701	5.711	-0.010	0	1230225	500.0	500.0	
24 trans-1,2-Dichloroethene	96	6.057	6.067	-0.010	98	954776	24.8	26.7	
25 Methyl tert-butyl ether	73	6.077	6.096	-0.019	97	1843485	24.8	25.1	
S 26 1,2-Dichloroethene, Total	96				0			53.0	
28 1,1-Dichloroethane	63	6.759	6.769	-0.010	99	1927184	24.8	26.4	
29 Vinyl acetate	86	6.878	6.877	0.001	100	215476	49.6	45.9	
* 33 2-Butanone-d5	46	7.679	7.688	-0.009	0	1820470	125.0	125.0	
35 cis-1,2-Dichloroethene	96	7.758	7.757	0.001	90	948196	24.8	26.3	
34 2,2-Dichloropropane	41	7.758	7.767	-0.009	84	881572	24.8	21.4	
36 2-Butanone (MEK)	72	7.778	7.787	-0.009	97	330279	124.1	110.6	
39 Chlorobromomethane	128	8.153	8.163	-0.010	94	550886	24.8	27.2	
40 Tetrahydrofuran	42	8.262	8.262	0.000	96	464015	49.6	49.8	
41 Chloroform	83	8.302	8.311	-0.009	98	1730687	24.8	26.5	
$ 42 Dibromofluoromethane (Surr	113	8.569	8.578	-0.009	97	1506140	25.0	27.8	7
43 1,1,1-Trichloroethane	97	8.618	8.628	-0.010	97	1426939	24.8	26.1	
44 Cyclohexane	56	8.727	8.736	-0.009	97	1717826	24.8	25.9	
45 1,1-Dichloropropene	75	8.905	8.914	-0.009	91	1491120	24.8	28.4	

Compound	Sig	RT (min.)	Adj RT (min.)	Dlt RT (min.)	Q	Response	Cal Amt ug/l	OnCol Amt ug/l	Flags
46 Carbon tetrachloride	117	8.915	8.924	-0.009	98	1351493	24.8	27.4	
47 Isobutyl alcohol	43	9.142	9.152	-0.010	87	829196	620.4	579.1	
$ 48 1,2-Dichloroethane-d4 (Sur	65	9.142	9.152	-0.010	0	774686	25.0	26.3	
49 Benzene	78	9.261	9.270	-0.009	97	2653937	24.8	26.1	
50 1,2-Dichloroethane	62	9.271	9.280	-0.009	92	920009	24.8	26.4	
* 52 Fluorobenzene	96	9.745	9.755	-0.010	97	2838354	25.0	25.0	
54 Trichloroethene	95	10.388	10.398	-0.010	98	1138010	24.8	26.4	
55 Methylcyclohexane	83	10.744	10.754	-0.010	87	1366672	24.8	25.7	
56 1,2-Dichloropropane	63	10.774	10.773	0.001	92	1187524	24.8	26.2	
* 57 1,4-Dioxane-d8	96	10.952	10.951	0.001	0	119915	500.0	500.0	
58 Dibromomethane	93	10.971	10.981	-0.010	98	845474	24.8	26.0	
60 1,4-Dioxane	88	11.031	11.050	-0.019	92	137546	496.3	566.5	
61 Dichlorobromomethane	83	11.258	11.268	-0.010	98	1736578	24.8	26.4	
62 2-Chloroethyl vinyl ether	63		11.831				ND	ND	
63 cis-1,3-Dichloropropene	75	12.079	12.088	-0.009	97	1487156	24.8	25.7	
64 4-Methyl-2-pentanone (MIBK	43	12.366	12.375	-0.009	96	5317247	124.1	141.8	
$ 65 Toluene-d8 (Surr)	98	12.573	12.583	-0.010	98	2595424	25.0	27.5	
66 Toluene	92	12.702	12.711	-0.009	94	1735867	24.8	26.5	
67 trans-1,3-Dichloropropene	75	13.107	13.107	0.000	97	1259387	24.8	27.1	
69 1,1,2-Trichloroethane	83	13.444	13.463	-0.019	96	803604	24.8	26.3	
70 Tetrachloroethene	166	13.760	13.770	-0.010	97	1292021	24.8	26.5	
71 1,3-Dichloropropane	76	13.780	13.789	-0.009	98	1510186	24.8	25.9	
72 2-Hexanone	43	13.968	13.977	-0.009	99	3564735	124.1	119.1	
73 Chlorodibromomethane	129	14.235	14.244	-0.009	98	1451176	24.8	26.5	
74 Ethylene Dibromide	107	14.462	14.472	-0.010	99	1305128	24.8	26.3	
* 75 Chlorobenzene-d5	117	15.481	15.490	-0.009	88	2263027	25.0	25.0	
76 Chlorobenzene	112	15.540	15.549	-0.009	92	2154324	24.8	26.4	
77 1,1,1,2-Tetrachloroethane	131	15.728	15.737	-0.009	98	1069754	24.8	26.7	
78 Ethylbenzene	91	15.807	15.826	-0.019	99	3448915	24.8	26.2	
79 m-Xylene & p-Xylene	106	16.084	16.103	-0.019	0	1290388	24.8	27.0	
S 80 Xylenes, Total	106				0		49.6	53.7	
81 o-Xylene	106	17.013	17.023	-0.010	93	1222414	24.8	26.7	
82 Styrene	104	17.043	17.062	-0.019	95	1722426	24.8	25.5	
83 Bromoform	173	17.448	17.458	-0.010	95	1003448	24.8	26.5	
84 Isopropylbenzene	105	17.893	17.903	-0.010	96	3552814	24.8	26.4	
$ 85 4-Bromofluorobenzene	95	18.170	18.180	-0.010	85	1613370	25.0	27.5	
86 Bromobenzene	156	18.437	18.447	-0.010	94	1074373	24.8	26.6	
87 1,1,2,2-Tetrachloroethane	83	18.447	18.457	-0.010	99	1587792	24.8	25.7	
88 1,2,3-Trichloropropane	110	18.516	18.516	0.000	91	364530	24.8	26.1	
90 N-Propylbenzene	120	18.665	18.674	-0.009	98	903802	24.8	26.6	
91 2-Chlorotoluene	126	18.773	18.793	-0.020	97	831052	24.8	26.3	
93 4-Chlorotoluene	126	18.951	18.961	-0.010	97	866737	24.8	26.8	
92 1,3,5-Trimethylbenzene	105	18.951	18.961	-0.010	77	2555037	24.8	26.3	
94 tert-Butylbenzene	119	19.416	19.426	-0.010	93	2799508	24.8	26.4	
95 1,2,4-Trimethylbenzene	105	19.475	19.485	-0.010	98	2519015	24.8	26.0	
96 sec-Butylbenzene	105	19.703	19.712	-0.009	99	3884173	24.8	26.3	
97 1,3-Dichlorobenzene	146	19.831	19.841	-0.010	94	1734640	24.8	26.0	
98 4-Isopropyltoluene	119	19.901	19.910	-0.009	98	3003541	24.8	26.2	
* 99 1,4-Dichlorobenzene-d4	152	19.910	19.920	-0.010	97	1241218	25.0	25.0	
100 1,4-Dichlorobenzene	146	19.940	19.950	-0.010	94	1868909	24.8	25.9	
102 1,2-Dichlorobenzene	146	20.375	20.385	-0.010	90	1626108	24.8	25.9	
101 n-Butylbenzene	91	20.375	20.385	-0.010	99	2674005	24.8	26.2	

Compound	Sig	RT (min.)	Adj RT (min.)	Dlt RT (min.)	Q	Response	Cal Amt ug/l	OnCol Amt ug/l	Flags
103 1,2-Dibromo-3-Chloropropan	75	21.186	21.196	-0.010	92	278834	24.8	26.4	
104 1,2,4-Trichlorobenzene	180	22.017	22.026	-0.009	94	1055841	24.8	26.1	
105 Hexachlorobutadiene	225	22.195	22.204	-0.009	87	587893	24.8	25.1	
106 Naphthalene	128	22.274	22.283	-0.009	98	2019349	24.8	25.3	
107 1,2,3-Trichlorobenzene	180	22.531	22.540	-0.009	94	920826	24.8	25.0	

QC Flag Legend

Processing Flags

ND - Not Detected or Marked ND

7 - Failed Limit of Detection

Reagents:

8260SScorp_00015	Amount Added:	2.50	Units: uL	
8260LCS.C_Acr_00003	Amount Added:	1.41	Units: uL	
8260LCS.A_00026	Amount Added:	1.41	Units: uL	
8260LCS.Bcorp_00019	Amount Added:	1.41	Units: uL	
8260IScorp._00017	Amount Added:	2.50	Units: uL	Run Reagent

Report Date: 31-Jul-2015 09:54:23 Chrom Revision: 2.2 09-Jul-2015 10:16:20

TestAmerica Burlington

Data File: \\ChromNA\Burlington\ChromData\CHL.i\20150729-15008.b\15008_23.D

Injection Date:	29-Jul-2015 23:19:30	Instrument ID:	CHL.i	Operator ID:	NEA
Lims ID:	200-29045-B-1 MSD			Worklist Smp#:	23
Client ID:	MW-9				
Purge Vol:	5.000 mL	Dil. Factor:	1.0000	ALS Bottle#:	23
Method:	8260_L_W_Ver.2	Limit Group:	VM_8260C_Limits		

Column: DB-624 (0.53 mm)

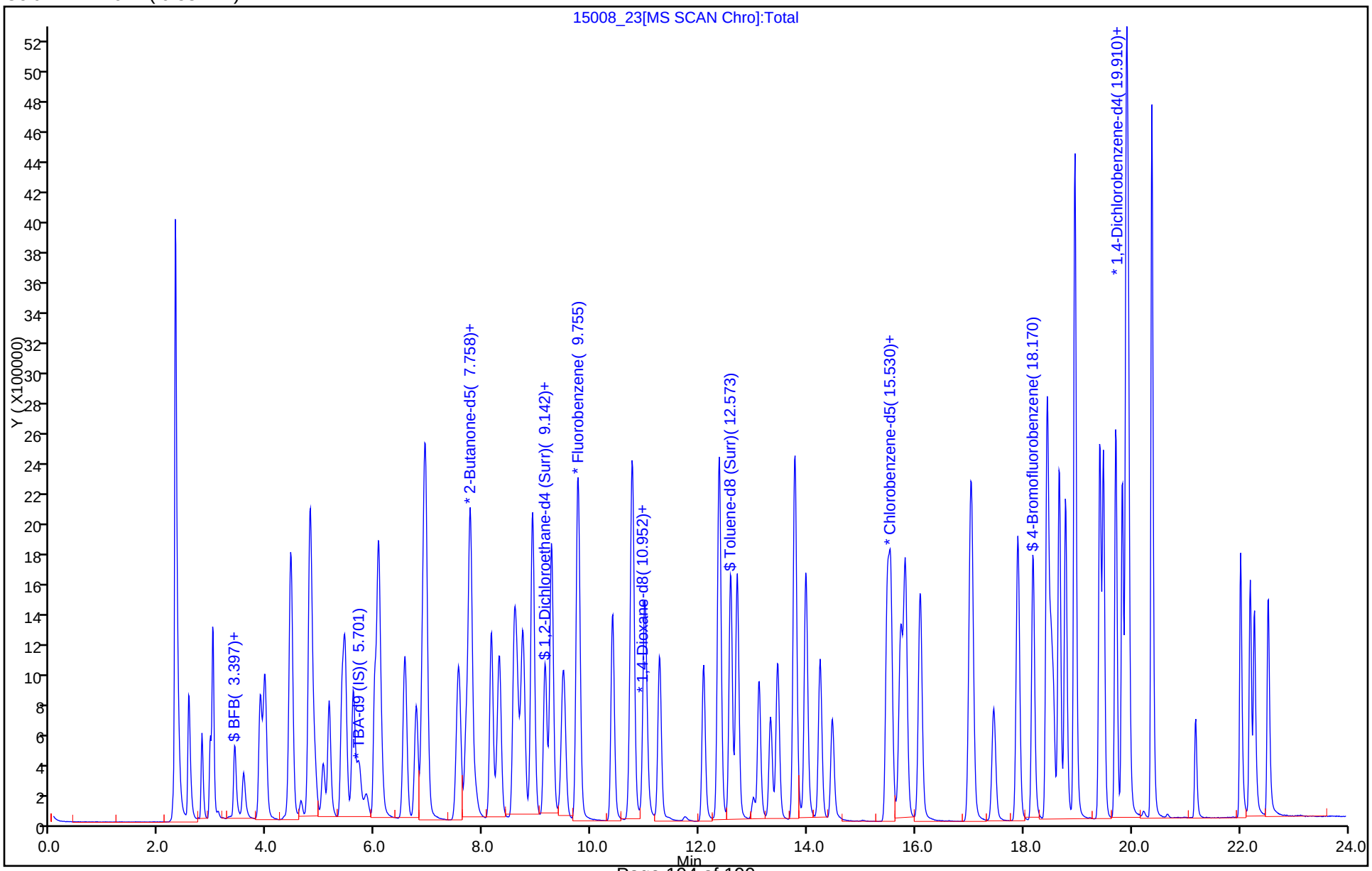

GC/MS VOA ANALYSIS RUN LOG

Lab Name: TestAmerica Burlington Job No.: 200-29045-1

SDG No.: 200-29045

Instrument ID: CHL.i Start Date: 07/29/2015 11:39

Analysis Batch Number: 92008 End Date: 07/29/2015 23:19

LAB SAMPLE ID	CLIENT SAMPLE ID	DATE ANALYZED	DILUTION FACTOR	LAB FILE ID	COLUMN ID
BFB 200-92008/1		07/29/2015 11:39	1	15008_01.D	DB-624 0.53(mm)
ZZZZZ		07/29/2015 12:01	1		DB-624 0.53(mm)
IC 200-92008/3		07/29/2015 12:33	1	15008_03.D	DB-624 0.53(mm)
IC 200-92008/4		07/29/2015 13:06	1	15008_04.D	DB-624 0.53(mm)
IC 200-92008/5		07/29/2015 13:38	1	15008_05.D	DB-624 0.53(mm)
IC 200-92008/6		07/29/2015 14:11	1	15008_06.D	DB-624 0.53(mm)
ICIS 200-92008/7		07/29/2015 14:44	1	15008_07.D	DB-624 0.53(mm)
IC 200-92008/8		07/29/2015 15:16	1	15008_08.D	DB-624 0.53(mm)
IC 200-92008/9		07/29/2015 15:49	1	15008_09.D	DB-624 0.53(mm)
VIBLK 200-92008/10		07/29/2015 16:22	1		DB-624 0.53(mm)
ICV 200-92008/11		07/29/2015 16:54	1	15008_11.D	DB-624 0.53(mm)
LCS 200-92008/1011		07/29/2015 16:54	1	15008_11-LCS.d	DB-624 0.53(mm)
VIBLK 200-92008/12		07/29/2015 17:26	1		DB-624 0.53(mm)
MB 200-92008/13		07/29/2015 17:59	1	15008_13.D	DB-624 0.53(mm)
ZZZZZ		07/29/2015 19:03	1		DB-624 0.53(mm)
ZZZZZ		07/29/2015 19:35	1		DB-624 0.53(mm)
ZZZZZ		07/29/2015 20:07	1		DB-624 0.53(mm)
ZZZZZ		07/29/2015 20:39	1		DB-624 0.53(mm)
200-29045-1	MW-9	07/29/2015 21:11	1	15008_19.D	DB-624 0.53(mm)
200-29045-2	DUP-1-7-16-15	07/29/2015 21:43	1	15008_20.D	DB-624 0.53(mm)
200-29045-3	TRIP BLANK	07/29/2015 22:15	1	15008_21.D	DB-624 0.53(mm)
200-29045-1 MS	MW-9 MS	07/29/2015 22:47	1	15008_22.D	DB-624 0.53(mm)
200-29045-1 MSD	MW-9 MSD	07/29/2015 23:19	1	15008_23.D	DB-624 0.53(mm)

Shipping and Receiving Documents

TestAmerica Buffalo
10 Hazelwood Drive
Amherst, NY 14228
Phone: 716.691.2600 Fax: 716.691.7991

Chain of Custody Record

040490

TestAmerica
THE LEADER IN ENVIRONMENTAL TESTING
TestAmerica Laboratories, Inc.
TAL-8210 (0713)

Regulatory Program: ☐ DW ☐ NPDES ☐ RCRA ☐ Other:

Client Contact	Project Manager: Lori Hoose	Site Contact:	Date: 7/16/15	COC No:
Company Name: HZH Associates LLC	Tel/Fax: 518-270-1620	Lab Contact:	Carrier:	1 of 1 COCs
Address: 179 River St	Analysis Turnaround Time			Sampler:
City/State/Zip: Troy NY	☐ CALENDAR DAYS ☐ WORKING DAYS			For Lab Use Only:
Phone: 518-270-1620	TAT if different from Below			Walk-in Client:
Fax:	☒ 2 weeks			Lab Sampling:
Project Name: NGTP/AOC3	☐ 1 week			
Site: AOC 3	☐ 2 days			Job / SDG No.:
PO# 610.33	☐ 1 day			200-29045

Sample Identification	Sample Date	Sample Time	Sample Type (C=Comp, G=Grab)	Matrix	# of Cont.	Filtered Sample (Y/N)	Perform MS / MSD (Y/N)	8260	Sample Specific Notes:
MW-9	7/16/15	1020	G	GW	3			X	
MW-9-MS	7/16/15	1020	G	GW	3			X	
MW-9-MSD	7/16/15	1020	G	GW	3			X	
DUP-1-7-16-15	7/16/15	—	G	GW	3			X	
Trip Blank	7/8/15	—	G	W	2			X	

Preservation Used: 1= Ice, 2= HCl, 3= H2SO4, 4= HNO3, 5= NaOH, 6= Other

Possible Hazard Identification:
Are any samples from a listed EPA Hazardous Waste? Please List any EPA Waste Codes for the sample in the Comments Section if the lab is to dispose of the sample.
☐ Non-Hazard ☐ Flammable ☐ Skin Irritant ☐ Poison B ☐ Unknown

Sample Disposal (A fee may be assessed if samples are retained longer than 1 month)
☐ Return to Client ☐ Disposal by Lab ☐ Archive for_____ Months

Special Instructions/QC Requirements & Comments:
Please confirm ~~check~~ with Lori Hoose of HZH on Analysis Type

Custody Seals Intact: ☐ Yes ☑ No | Custody Seal No.: | Cooler Temp. (°C): Obs'd:_____ Corr'd:_____ Therm ID No.:_____

Relinquished by:	Company:	Date/Time:	Received by:	Company:	Date/Time:
Matt Montario	HZH Assoc.	7/16/15 1155		TA ALB	7-16-15 1155
Relinquished by:	Company:	Date/Time:	Received by:	Company:	Date/Time:
	TA ALB	7-16-15 1820		TAS	7/17/15 0315
Relinquished by:	Company:	Date/Time:	Received in Laboratory by:	Company:	Date/Time:
		7/28/15		TA BTV	7/29/15 1030

2.0 #1

200-29045 Chain of Custody



ORIGIN ID:DKKA (716) 504-9848
KEN KINECKI
TESTAMERICA LABS
10 HAZELWOOD DRIVE

AMHERST, NY 14228
UNITED STATES US

SHIP DATE: 28JUL15
ACTWGT: 50.6 LB
CAD: 846654/CAFE2807
DIMS: 23x16x15 IN

BILL RECIPIENT

TO SAMPLE MGT.
TA BURLINGTON
30 COMMUNITY DRIVE
SUITE 11
SOUTH BURLINGTON VT 05403
(802) 660-1990
DEPT: SAMPLE CONTROL
REF: BURLINGTON

FedEx
Express

E

J141214073001uv

TRK# 0201 5657 0118 7870

WED - 29 JUL AA
STANDARD OVERNIGHT

XH BTVA

05403
VT-US BTV

Part # 156148V-434 RIT2 04/15

Login Sample Receipt Checklist

Client: H2H Associates LLC

Job Number: 200-29045-1
SDG Number: 200-29045

Login Number: 29045
List Number: 1
Creator: Goodrich, Kenneth L

List Source: TestAmerica Burlington

Question	Answer	Comment
Radioactivity wasn't checked or is </= background as measured by a survey meter.	True	Lab does not accept radioactive samples.
The cooler's custody seal, if present, is intact.	True	455678
Sample custody seals, if present, are intact.	True	
The cooler or samples do not appear to have been compromised or tampered with.	True	
Samples were received on ice.	True	
Cooler Temperature is acceptable.	True	
Cooler Temperature is recorded.	True	4.4ºC
COC is present.	True	
COC is filled out in ink and legible.	True	
COC is filled out with all pertinent information.	True	
Is the Field Sampler's name present on COC?	True	
There are no discrepancies between the containers received and the COC.	True	
Samples are received within Holding Time.	True	
Sample containers have legible labels.	True	
Containers are not broken or leaking.	True	
Sample collection date/times are provided.	True	
Appropriate sample containers are used.	True	
Sample bottles are completely filled.	N/A	
Sample Preservation Verified.	True	
There is sufficient vol. for all requested analyses, incl. any requested MS/MSDs	True	
Containers requiring zero headspace have no headspace or bubble is <6mm (1/4").	True	
Multiphasic samples are not present.	True	
Samples do not require splitting or compositing.	True	
Residual Chlorine Checked.	N/A	

APPENDIX E

Historical Remedial Action Reports

INTERIM REMEDIAL MEASURE, AREA OF CONCERN NO. 3, FORMER SCHENECTADY ARMY DEPOT- VOORHEESVILLE AREA GUILDERLAND CENTER, NEW YORK

PREPARED FOR:



U.S. ARMY CORPS OF ENGINEERS

Contract No. DACA45-98-D-0003

Delivery Order No. 105

PREPARED BY:

Shaw Environmental, Inc

September 2003

Revised February 2004

TABLE OF CONTENTS:

EXECUTIVE SUMMARY ..... **V**

1.0 INTRODUCTION **1**

1.1 SITE BACKGROUND INFORMATION 1

2.0 PROJECT ACTIVITIES **3**

2.1 GEOPHYSICAL INVESTIGATION/ANOMALY INVESTIGATION 3
2.2 PRELIMINARY SOIL/WATER SAMPLING ACTIVITIES 4
2.3 WORK PLAN PREPARATION 5
2.4 MOBILIZATION AND SITE SET-UP 5
2.4.1 Site Delineation *5*
2.4.2 Erosion Control *5*
2.5 ANOMALY INVESTIGATION 6
2.6 PLASMA BOTTLE REMOVAL 6
2.7 EXCAVATION AND STAGING OF CONTAMINATED SOILS 7
2.7.1 ED-1 Excavation and Staging *7*
2.7.2 ED-2 Excavation and Staging *7*
2.7.3 ED-3 Excavation *8*
2.8 CONFIRMATION/DISPOSAL SOIL SAMPLING 8
2.8.1 Excavation ED-1 ..... *9*
2.8.2 Excavation ED-2 ..... *9*
2.8.3 Excavation ED-3 ..... *10*
2.8.4 Distilled Water IV Bottle Area *11*
2.8.5 Backfill Quality Assurance *11*
2.9 BACKFILL OF EXCAVATED AREAS 12
2.10 DISPOSAL OF SOILS AND DEBRIS 12
2.10.1 Screening of Soils *12*
2.10.2 Disposal Options and Selection *13*
2.10.3 Debris Disposal *13*
2.10.4 Soil Disposal *14*
2.10.5 Metal Scrap Debris *14*

3.0 PERIMETER WELL MONITORING PROGRAM **16**

4.0 HEALTH AND SAFETY REQUIREMENTS **17**

4.1 TRAINING 17
4.2 ACCIDENTS/INJURIES 18
4.3 PERIMETER AIR MONITORING 18
4.4 SAFETY INSPECTIONS 19

5.0 PROBLEMS ENCOUNTERED AND LESSONS LEARNED **20**

6.0 CONCLUSIONS AND RECOMMENDATIONS **21**

TABLES:

1. Project Points of Contact
2. Geoprobe Investigation – Summary of Analytical Results
3. Groundwater – Summary of Analytical Results
4. ED-1 Post Excavation Sampling – Summary of Analytical Results
5. ED-1 Disposal Characterization – Summary of Analytical Results
6. ED-2 Post Excavation Sampling – Summary of Analytical Results
7. ED-2 Disposal Characterization – Summary of Analytical Results
8. ED-3 Post Excavation Sampling – Summary of Analytical Results
9. ED-3 Disposal Characterization – Summary of Analytical Results
10. IV Bottle Post Excavation Sampling – Summary of Analytical Results
11. Backfill Sampling Summary of Analytical Results

FIGURES

1. Site Wide Map
2. AOC 3 Site Map
3. Anomaly and IV Bottle Site Map
4. Monitoring Well Location Map

APPENDICES

A. Project Correspondence
B. Project Quality Control Reports
C. Photographic Log
D. Geophysical Investigation Report
E. Analytical Laboratory Reports
F. Boring Logs
G. Survey Coordinates
H. Waste Profiles, Disposal Manifests and Weight Tickets
I. Health and Safety Documentation

ACRONYM LIST:

AOC3	Area of Concern 3
bgs	Below Ground Surface
CIH	Certified Industrial Hygienist
CSAP	Chemical Sampling and Analysis Plan
DERP-FUDS	Defense Environmental Restoration Program for Formerly Used Defense Sites
FSADVA	Former Schenectady Army Depot - Voorheesville Area
LNAPL	Light Non-Aqueous Phase Liquid
NYSDEC	New York State Department of Environmental Conservation
NYSDOH	New York State Department of Health
PCBs	Polychlorinated Biphenyls
PDR	Personal Data Ram
PID	Photoionization Detector
PRG	Preliminary Remedial Goal
Shaw	Shaw Environmental and Infrastructure, Inc.
SSHP	Site Safety and Health Plan
SSO	Site Safety Officer
SVOCs	Semi-Volatile Organic Compounds
TAGM 4046	Technical and Administrative Guidance Memorandum Number 4046
TSM	Tailgate Safety Meeting
TWA	Time Weighted Average
USACE	United States Army Corps of Engineers
VOCs	Volatile Organic Compounds

EXECUTIVE SUMMARY

This summary report details the activities performed at the former Schenectady Army Depot Voorheesville Area site in Guilderland, New York under the Rapid Response Contract No. DACA45-98-D-0003, Task Order No.105. The work was conducted during the period from August 27, 2002 through July 29, 2003. The site is currently part of the North East Industrial park.

Shaw Environmental, Inc. (Shaw) executed this action that included the emergency removal of debris from the adjacent high school property and the excavation and off site disposal of debris from a site adjacent to an existing warehouse.

The emergency debris removal was conducted on property owned by the Guilderland School District located west of the Northeast Industrial Park. This work was completed in November 2002 and is summarized in the Guilderland High School Emergency Response Completion Report, prepared by Shaw Environmental, dated April 23, 2003.

This report focuses on the work conducted within the Northeast Industrial Park at Area of Concern Number 3. Area of Concern Number 3 consists of the area surrounding an existing warehouse (Building 28). Work conducted included an initial soil and groundwater sampling investigation, excavation and removal of debris and stained soil from two suspected former burn pits, excavation and removal of soil impacted with pesticides and lead, completion of a geophysical survey, excavation of test pits, and the excavation and removal of Distilled Water IV Bottles found during the Guilderland High School Emergency Response. This report provides a summary of the field activities and a discussion of the laboratory analytical data. All associated documentation generated during the project is also included in this report.

Based upon a review of the data generated during the project, the objectives of the Interim Remedial Measure have been achieved. Residual impacts are present beneath the water table in the vicinity of the former burn pits. Quarterly groundwater samples will be collected from six monitoring wells present in the site vicinity beginning in September 2003, for a period of two years. This data will be used to determine the efficacy of the interim remedial action and to assess any residual impact to groundwater.

1.0 INTRODUCTION

This Final Report has been prepared by Shaw Environmental & Infrastructure (Shaw) for the U.S. Army Corps of Engineers (USACE), Omaha District on behalf of the Defense Environmental Restoration Program for Formerly Used Defense Sites (DERP-FUDS) and overseen through the USACE New York District. This report provides a summary of the activities performed at Area of Concern 3 (AOC3) at the former Schenectady Army Depot-Voorheesville Area (FSADVA) in Guilderland, New York. This work was performed under the USACE Rapid Response Contract No. DACA45-98-D-0003, Task Order No. 105 from August 27, 2002 through July 29, 2003. **Table 1** lists the primary points of contact for the project. **Appendix A** contains copies of the key correspondence generated during the project.

The project consisted of the following primary tasks:

- Emergency response debris removal
- Site Characterization
- Work Plan preparation
- Mobilization and site preparation
- Contaminated soil/debris excavation and staging
- Confirmation sampling
- Backfill of excavated areas
- Transportation and disposal of contaminated soil and debris
- Site restoration

Sections 2.0 through **5.0** of this Final Report provide an overview of the project activities performed. **Section 6.0** presents general project conclusions and recommendations. The Appendices of the report contain the field documentation and other data generated during the project.

1.1 Site Background Information

The site is identified as AOC3 of the FSADVA. AOC3 includes the area surrounding an existing warehouse (Building 28) in the Northeast Industrial Park in Guilderland, New York. A site-wide

map of FSADVA is included as **Figure 1**. It is believed that the Department of Defense formerly operated burn pits for the incineration of debris in this area. Preliminary studies performed in conjunction with the Focused Feasibility Study (Parsons, March 2002) and Interim Action Plan (Parsons, February 2002) for the site identified three major areas that needed to be addressed. These have been identified as areas ED-1, ED-2 and ED-3. The work conducted at AOC3 has been deemed an interim remedial measure. The scope of work included the excavation and removal of visibly stained soils and debris to varying depths at each of these locations. Confirmation samples were collected and compared to the Preliminary Remediation Goals (PRGs) set for the project. As detailed in the Action Memorandum dated December 17, 2002:

Cleanup of soils will be considered complete when all visibly contaminated soils are removed from the excavation. Post excavation sampling and analysis will be conducted in order to compare results to New York State Department of Environmental Conservation (NYSDEC) Technical and Administrative Guidance Memorandum soil cleanup levels; additional excavation will be conducted only if it is determined that all visibly contaminated soil has not been removed and residual soil contaminant concentrations has not reached an asymptotic level. Subsequently, groundwater monitoring will be performed to demonstrate the effectiveness of the removal action.

Figure 2 details the location of the excavations performed as well as the location of the borings performed during the preliminary investigation. The layout of the proposed expansion of the adjacent warehouse has been added to the figure for information purposes.

An emergency response was conducted in the fall and winter of 2002 under this contract as well. The work was conducted to remove debris that was found on property owned by the Guilderland School District. Activities associated with this portion of the job are summarized in the Guilderland High School Emergency Response Report prepared by Shaw dated April 2003.

2.0 PROJECT ACTIVITIES

This section provides a summary of the field work that was conducted along with a discussion of the analytical results. Daily and weekly Quality Control reports were prepared during the completion of the project. These reports have been included as **Appendix B**. A photographic log containing photographs taken during the project is included as **Appendix C**.

2.1 Geophysical Investigation/Anomaly Investigation

On November 25 and 26, 2002, representatives from Naeva Geophysics Inc., from Congers, New York, were mobilized to the site to perform a subsurface geophysical survey on the north and west sides of Building 28. This area consists of vegetated, unused land, a large soil pile, a berm, and surface water runoff basin.

The purpose of the investigation was to attempt to locate and delineate the extent of the Distilled Water IV Bottles discovered to extend from the Guilderland School District property onto FSADVA and to locate any other potential disposal areas on this portion of the site. Three instruments were utilized to achieve this objective. The first was a subsurface conductivity meter that measures differences in soil conductivity. The second instrument was a proton precession magnetometer. This instrument measures the Earth's total field magnetic intensity. The third instrument was an electromagnetic metal detector. This instrument is used to measure for the presence of metallic objects in the subsurface.

The investigation did not locate the IV Bottles in the subsurface. However, this was likely due to the presence of the chain link fence separating the Guilderland School District Property from FSADVA. The presence of metallic objects at the surface interferes with the instruments. This likely indicated that the IV Bottles did not extend far enough away from the fence to avoid interference.

The investigation identified three other subsurface anomalies that were not attributable to surface structures. These anomalies could indicate the presence of buried objects. Two of the anomalies were located along the tree line north of Building 28 and east of the IV Bottle area. The other anomaly was located within the soil berm on the west side of Building 28. A copy of the completion report prepared by NAEVA has been included in **Appendix D**. NAEVA's report includes maps that illustrate the investigation area.

2.2 Preliminary Soil/Water Sampling Activities

A geoprobe drilling rig was used at the site to advance borings to facilitate soil sample collection on April 7, April 8, and April 16, 2003. Soil samples were collected from each boring and were submitted for analysis for volatile organic compounds (VOCs), semi-volatile organic compounds (SVOCs), poly chlorinated biphenyls (PCBs), lead, and pesticides. None of the samples contained concentrations of PCBs, lead, or pesticides at or above the respective PRGs and/or recommended soil cleanup objectives listed in the New York State Technical and Administrative Guidance Memorandum Number 4046 (TAGM 4046). Soil samples collected from borings SB-16, SB-33, SB-34, SB-37, SB-38, and SB-40 contained concentrations of individual and/or total VOCs which exceeded the respective PRGs and/or TAGM 4046 cleanup objectives. Compounds included n-butylbenzene, n-propylbenzene, 1,2,4-trimethylbenzene, trichloroethene, 1,3,5-trimethylbenzene, and p-isopropyltoluene. The soil sample collected from 24 to 26 feet bgs from boring SB-16 also contained concentrations of benzo(a)anthracene and benzo(a)pyrene (SVOCs) which exceeded the PRGs. In total, soil samples collected from six borings contained concentrations of VOCs and/or SVOCs which exceeded the respective PRGs. However, soil samples collected from five of these borings were collected beneath the water table. The sample results were utilized to better delineate the anticipated size of the excavations.

Two groundwater piezometers were installed in the center of excavation areas ED-2 and ED-3. A layer of light non-aqueous phase liquids (LNAPL) was encountered within the piezometer installed at ED-3 (piezometer PZ-6). In the event that product was encountered within the excavation, a sample of the LNAPL/water mixture was collected and submitted for analysis for disposal characterization on May 2, 2003. This groundwater sample was collected for disposal coordination only and should not be considered representative of actual conditions within groundwater. The piezometer was constructed without a proper filter pack and therefore resulted in turbid samples.

Tables 2 and **3** summarize the analytical data for the solid and liquid matrix samples collected during the preliminary investigation. These tables compare the analytical results to the PRGs established for the site. Analytical laboratory reports are included in **Appendix E**. Boring logs are included in **Appendix F**. Boring locations were surveyed following completion. A spreadsheet summarizing the boring coordinates is included in **Appendix G**.

Based on the preliminary sampling, the scope of work was defined and limited to the removal of stained soils, soils exhibiting elevated VOC concentrations as indicated by a photoionization

detector (PID), or debris encountered within the areas of concern. Furthermore, excavation beneath the water table would not be required.

2.3 Work Plan Preparation

A Work Plan was prepared for the work conducted at AOC3 dated January 15, 2003. This Work Plan was finalized prior to the additional assessment work detailed above. The Work Plan included a Chemical Sampling and Analysis Plan (CSAP), which detailed the soil sampling requirements and a Site Safety and Health Plan (SSHP) which provided the guidelines for air monitoring and worker protection for the project.

2.4 Mobilization and Site Set-up

Upon acceptance of the project plans, the Shaw crew mobilized to the site on May 12, 2003 to begin the soil excavation activities. An office trailer was mobilized and placed at the site adjacent to the existing warehouse. Electric and phone service were established and the necessary office furniture, copy and fax machines and office supplies were obtained to support the project.

2.4.1 Site Delineation

In order to identify the site as a construction area and prevent unwanted intrusion to the work area, orange construction fence was installed around the entire perimeter of the site. Four foot fence posts were placed on approximately 10 foot centers and the fence material was attached with nylon ties. A nylon rope was placed along the top edge of the fence and pulled tight to reinforce the fence. Access to the site was limited to the area adjacent to the office trailer and this was closed during off-work hours.

2.4.2 Erosion Control

In areas of the site where offsite erosion of soils was a potential issue, silt fence was installed. Silt fence was installed in the vicinity of ED-1, the plasma bottle excavation, and the test pits located north of Building 28. Silt fence was installed around excavation ED-1 to mitigate potential for off-site migration of site soils during excavation activities. Silt fence was installed around the test pits and IV Bottle excavation due to the proximity to Black Creek.

Prior to the excavation activities beginning, staging areas for the excavated soils were prepared. These were constructed by placing 10 millimeter polyethylene liner on the ground adjacent to the intended area to be excavated. Hay bales were then placed around the entire edge of the liner. This was to prevent migration of any contaminated soils to the adjacent area.

2.5 Anomaly Investigation

Four test pits were excavated on May 20, 2003 in order to investigate the anomalies identified during the geophysical investigation. Three test pits were located on the north side of building 28. One test pit was located on the berm on the west side of Building 28. Test pit dimensions were approximately 4 feet wide by 8 feet long by 10 feet deep. Test pits extended to the water table. No debris was found in any of the test pits. Test pits were backfilled and compacted using the excavator bucket. Test pit locations are illustrated on **Figure 3**.

2.6 Plasma Bottle Removal

On May 20, 2003, several test pits were excavated in the northwest corner of FSADVA, adjacent to the area where Distilled Water IV Bottles were discovered on the Guilderland Central School District property. The location of the IV Bottle area is illustrated on **Figure 3**. The test pits were excavated to a depth of approximately five feet below the water table. Groundwater was encountered at approximately eight feet below ground surface. Test pits excavated prior to locating the bottles isolated their location to a narrow area within approximately five to ten feet of the fenceline (between FSADVA and the school property). Several bottles were discovered beneath the water table during the excavation of test pits, and were left in place prior to backfilling the test pits. The backfilled area was marked with stakes.

On July 22, 2003, an attempt was made to recover all bottles above the water table at the location where test pits indicated their presence. A significant lowering of the water table was evidenced from May 20, 2003. Groundwater was encountered at approximately 16 feet below ground surface, and excavation continued approximately one to two feet below the water table. Three intact bottles and pieces of tubing were found, and manually segregated from the excavated material. The excavation continued until no evidence of the bottles was visible in the bottom or sidewalls of the excavation. Therefore, the limits of the existence of bottles have been defined and there are no more bottles remaining in this area. The bottles and tubing were crushed and the needles were rendered unrecognizable for disposal.

One composite soil sample was collected from the excavated soil following the removal of the IV Bottles. The sample was submitted for analysis for VOCs, SVOCs, and metals. A discussion of the laboratory data for this sample is included in **Section 2.8**.

2.7 Excavation and Staging of Contaminated Soils

This section provides a summary of the excavation and staging activities conducted at ED-1, ED-2, and ED-3.

2.7.1 ED-1 Excavation and Staging

Excavation ED-1, illustrated on **Figure 1**, was identified as an area of concern during the Remedial Investigation conducted by Parsons due to a surface soil sample that contained elevated concentrations of lead and pesticides.

The ED-1 excavation was approximately 100 feet long by 100 feet wide by 6 inches deep. The soil was removed from the area utilizing an excavator and placed in a lined stockpile pending subsequent disposal.

Confirmation and stockpile soil samples were collected for comparison to the project remediation goals. The soil sampling and analytical results are discussed in **Section 2.8**.

2.7.2 ED-2 Excavation and Staging

Excavation ED-2, illustrated on **Figure 2**, was identified as an area of concern during the Remedial Investigation conducted by Parsons due to the concentrations of VOCs encountered in a soil sample collected from 26 to 28 feet below ground surface (bgs).

The excavation performed at ED-2 was approximately 50 feet wide by 50 feet long by 16 feet deep. The soils were staged on plastic adjacent to the excavation while awaiting results of the analysis to determine the contamination present. The soils did not exhibit any signs of any debris present or staining of the soils.

Confirmation and stockpile soil samples were collected for comparison to the project remediation goals. The soil sampling and analytical results are discussed in **Section 2.8**.

Due to the lack of debris in the excavation, the lack of visibly stained soil, the lack of VOCs as measured by a PID, and concentrations of lead below remedial goals, the stockpiles were determined to be satisfactory to be used as backfill in excavation ED-2. The soils were placed back into the excavation and compacted utilizing a sheepsfoot roller. The area was graded to match the surrounding ground.

2.7.3 ED-3 Excavation

Excavation ED-3, illustrated on **Figure 2**, was identified as an area of concern during the Remedial Investigation conducted by Parsons due to the concentrations of VOCs and SVOCs encountered in soil samples.

The excavation was approximately 60 feet long by 50 feet wide by 20 feet deep. A large volume of debris and stained soil was found within ED-3. A strong hydrocarbon odor was also noted during excavation activities. The soil was removed using an excavator and placed in a lined stockpile pending disposal. Following excavation, a thin layer of LNAPL was found on the water table. Hydrophobic absorbent pads and booms were procured and used to aid in the removal of the LNAPL. Spent absorbents were removed and placed in the stockpiles for subsequent disposal.

Confirmation samples were collected from the excavated area for comparison to the project remediation goals. Two samples indicated lead concentrations in excess of the project remedial goals, so additional excavation was performed in these areas. Subsequent sampling indicated that the remaining soils did not contain lead concentrations exceeding PRGs. Samples of the stockpiles were collected in order to profile the soils for off site disposal. The soil sampling and analytical results are discussed in **Section 2.8**.

2.8 Confirmation/Disposal Soil Sampling

This section provides a discussion of the sampling and analysis protocol and associated laboratory data. Sampling was conducted in accordance with the Work Plan and the Chemical Sampling and Analysis Plan. All laboratory data was reviewed for quality control by the project chemist prior to inclusion in this report. Analytical laboratory reports and the data validation reports are included in **Appendix E**.

2.8.1 Excavation ED-1

Four composite bottom samples were collected from the excavation (PES-1-NEB, PES-1-NWB, PES-1-SEB, PES-1-SWB) on May 20, 2003. The sample nomenclature refers to excavation ED-1 northeast bottom (NEB), northwest bottom (NWB), southeast bottom (SEB), and southwest bottom (SWB). Samples were submitted for analysis for lead and pesticides. **Table 4** identifies the analytical results for the confirmation samples collected upon completion of the excavation in the area of ED-1.

Soil samples PES-1-NEB, PES-1-NWB, and PES-1-PES-1 contained detected concentrations of pesticides. These concentrations, however, were present at concentrations substantially lower than the respective Direct-Contact Soil and Groundwater Protection PRGs.

The Focused Feasibility Study for AOC 3 (Parsons, March 2002) established a direct contact PRG for lead of 29.3 ppm. This value is actually the average concentration of the site background levels, which ranged from 16.5 to 60.8 ppm. As evident in **Table 4**, the concentration of lead for sample PES-1-NEB was 33.4 mg/kg. This result is higher than the stated site PRG, however within the detected site background levels of 16.5 - 60.8 mg/kg for lead. To ensure the levels of lead have been removed to acceptable levels, a subsequent sample (PES-1-NEB-R) was collected at a depth of 6 inches below the excavated depth. The lead result for this sample was 33.3 mg/kg, similar to the previous result and again within the site background levels. Based on this data, it was concluded that the area had been remediated in accordance with the project goals.

Composite stockpile samples were collected from soil excavated from ED-1 on May 21, 2003 (DP-1 Soil Pile) and May 30, 2003 (ED 1 Comp 1). The additional sample was collected in order to satisfy the requirements of the proposed landfills. The analytical results obtained were presented to several local landfills for disposal profiling and acceptance. **Table 5** details the results of the soil stockpile disposal samples.

2.8.2 Excavation ED-2

Four sidewall samples were collected from the excavation (PES-2-NSWC, PES-2-WSWC, PES-2-ESWC, and PES-2-SSWC) on May 16, 2003. The sample nomenclature refers to excavation ED-2 north sidewall composite (NSWC), west side wall composite (WSWC), east side wall composite (ESWC), and south side wall composite (SSWC). A bottom sample was not collected due to the presence of groundwater at approximately 15 feet bgs. The results of the confirmation samples are included in **Table 6**. The post-excavation samples indicated that the remaining soils did not contain concentrations of any compounds of concern that exceeded the project PRGs.

Four composite samples were collected from the soil stockpiled from excavation ED-2 on May 16, 2003 (EP-2-SOILPILE-1W, EP-2-SOILPILE-2W, EP-2-SOILPILE-3E, EP-2-SOILPILE-4E). These samples were collected at the request of the NYSDEC and the New York State Department of Health (NYSDOH) in order to determine the usability of the soil as backfill. The results of these samples are included in **Table 7**.

Due to the lack of debris in the excavation, lack of visibly stained soil, lack of VOCs as measured by a PID, and concentrations of lead below remedial goals, the stockpiles were determined to be of sufficient quality to be used as backfill in excavation ED-2. The soils were placed back into the excavation and compacted utilizing a sheepsfoot roller.

A groundwater sample was collected from the groundwater that accumulated in the bottom of excavation ED-2 (PES-2-GW) on May 21, 2003 at the request of the NYSDEC for information purposes. The analytical results of the groundwater sample are included in **Table 3**.

2.8.3 Excavation ED-3

Excavation ED-3 was identified as an area of concern during the Remedial Investigation conducted by Parsons due to the concentrations of VOCs and SVOCs encountered in soil samples.

The excavation was approximately 60 feet long by 50 feet wide by 20 feet deep. Due to the larger size and oblique shape of this excavation, eight sidewall samples were collected (PES-3-W-1-SWS, PES-3-W-2-SWS, PES-3-W-3-SWS, PES-3-S-1-SWS, PES-3-E-1-SWS, PES-3-E-2-SWS, PES-3-N-1-SWS, and PES-3-N-2-SWS) on May 19, 2003. The sample nomenclature refers to excavation ED-3 west side wall sample 1 (W-1-SWS), west side wall sample 2 (W-2-SWS), west side wall sample 3 (W-3-SWS), south side wall sample 1 (S-1-SWS), east side wall sample 1 (E-1-SWS), east side wall sample 2 (E-2-SWS), north side wall sample 1 (N-1-SWS), and north side wall sample 2 (N-2-SWS). A bottom sample was not collected due to the presence of groundwater at approximately 15 feet bgs. Analytical results obtained from these soil samples indicated concentrations of lead in excess of the remedial goals on the west (PES-3-W-1-SWS) and north (PES-3-N-2-SWS) side walls. Therefore, additional material was excavated from these side walls. The west and north sidewalls were then re-sampled on May 22, 2003 and analyzed for lead only. A similar sample nomenclature was used, however, an error was made on the chain of custody. The sample labeled PES-3-S-1-SWS-2 should have read PES-3-N-2-SWS-2 indicating that it was collected on the north side wall. The subsequent sample collected for the west sidewall confirmation was labeled PES-3-W-1-SWS-2. Both of the samples collected after additional soil was removed in these areas exhibited lead levels below

the remedial goals. **Table 8** identifies the results of the confirmation sampling for the excavation performed in area ED-3.

The soil removed from ED-3 included significant amounts of debris and stained soil. There was also a strong hydrocarbon odor present during the excavation activities. It was evident that this soil would need to be disposed of off site. Three composite soil stockpile samples were collected from excavation ED-3 on May 30, 2003 (ED 3 Comp 1, ED 3 Comp 2, and ED 3 Comp 3). These samples were collected in order to satisfy the requirements of the proposed landfills. The analytical results obtained were presented to several local landfills for disposal profiling and acceptance. The soils excavated from ED-3 will be disposed of offsite upon acceptance of the waste. The results of these samples are included in **Table 9**.

A groundwater sample was collected from the water which accumulated in the bottom of excavation ED-3 (PES-3-GW) on May 21, 2003 at the request of the NYSDEC for information purposes. The analytical results of the groundwater sample are included in **Table 3**.

2.8.4 Distilled Water IV Bottle Area

One composite soil sample was collected from the soil excavated during the removal of the Distilled Water IV Bottles. The composite sample was collected following the segregation of the debris from the soil. The soil sample (IV Composite) was submitted for analysis for VOCs, SVOCs, and metals.

VOCs and SVOCs were not detected above the respective laboratory detection limits. Concentrations of several of the detected metals exceeded the site background levels. However, the metals which were exceeded are generally considered naturally occurring metals and the results are within a similar magnitude as the site background concentrations. The metal of concern for the site, lead, was within the site background levels. The analytical results from the IV Bottle soil sample are included in **Table 10**.

2.8.5 Backfill Quality Assurance

Three soil samples were collected from the supplier selected to provide backfill (Backfill 1, Backfill 2, and Backfill 3) on May 14, 2003. The results of these samples, listed in **Table 11** indicated that the backfill material did not include any constituents of concern and the backfill was deemed acceptable for use on the site.

2.9 Backfill of Excavated Areas

Once the excavation of each area was completed and the results of the confirmation sampling were received, each area was backfilled and compacted.

As stated previously, area ED-2 was backfilled immediately utilizing the soils removed from this area. While awaiting review of the confirmation results, the excavated areas of ED-1 and ED-3 were left open for a period of approximately 6 weeks.

Upon re-mobilization back to the site on July 16, 2003, the ED-3 and ED-1 excavations were backfilled using clean imported soil. Approximately 1,500 cubic yards was placed in ED-3 and approximately 200 cubic yards was placed in ED-1. Both areas were compacted as the fill was placed utilizing a smooth-drum compacter. The areas were then graded to match the surrounding ground.

The test pits and IV Bottle excavation were backfilled with the soils removed from each excavation. The IV Bottle excavation was backfilled following manual segregation of debris. These areas were compacted using the excavator bucket.

2.10 Disposal of Soils and Debris

This section provides a summary of the activities required to prepare the waste material for shipment and subsequent disposal. Waste profiles, manifests, and associated weight tickets are included in **Appendix H**.

2.10.1 Screening of Soils

The soil removed from area ED-3 contained a significant amount of debris. Based on the preliminary pricing from several landfills and their desire to utilize the soil for daily cover, the decision was made to segregate the debris from the soil. With the debris removed, a significant cost savings in the disposal costs for the project could be realized.

A Rawson Model 3830 power screen was mobilized to the site and set up adjacent to the stockpiles. The screen was equipped with Grizzly Bars to remove the large debris. The

vibrating screen size on the machine was two inch square, which was satisfactory for producing a soil product which met the landfill requirements for cover soil.

All the soil from ED-3 was run through the screening plant and the debris was separated from the soil. The soil was placed in the hopper utilizing an excavator and a loader assisted in moving the processed soil and debris. This operation took approximately four days to complete. The soil and debris were placed in separate lined stockpiles for subsequent offsite disposal.

2.10.2 Disposal Options and Selection

The analytical data obtained from the sampling of the stockpiles (**Section 2.8**) was distributed to several disposal brokers for review and pricing. The soil and debris were deemed to be non-hazardous. Based on the information obtained, two local landfills were selected to accept the waste. Due to daily limits in the amount of wastes permitted for acceptance to either facility, it was decided to utilize both landfills.

The disposal facilities utilized were:

City of Albany Landfill
525 Rapp Road
Albany, NY 12205

Colonie Landfill
1319 Louden Road
Cohoes, NY 12128

Both landfills meet Subtitle D requirements. Completed profiles for each waste stream are included in **Appendix H**. Copies of the manifests and weight tickets for each load are also included in **Appendix H**.

2.10.3 Debris Disposal

Due to a last minute restriction at the Albany landfill, all the debris from the project was disposed of at the Colonie landfill. The debris was transported utilizing tri-axle dump trucks, since larger trucks could not be used due to wet conditions at the landfill. The debris was disposed during the period of July 24 through July 28, 2003 and a total of 719.22 tons were disposed at the Colonie landfill.

2.10.4 Soil Disposal

The soils were disposed of at both the Albany and Colonie landfills. Due to daily quantity restrictions and extremely wet conditions at both landfills, the disposal of the screened soils took longer than expected. The soil was hauled to the Albany landfill utilizing dump trailers during the period from July 21 through July 28, 2003. Heavy rains during this time limited the days which the soil could be hauled and there was also a 200 ton per day limit. The total soil disposed of at the Albany landfill was 965.93 tons.

The Colonie landfill was delayed in providing the authorization to haul the soils to their facility, and subsequently this delayed the project to some degree. Once the approval was obtained, the landfill limited the truck size which could be used to haul the soils due to the wet conditions at the landfill. Tri-axle trucks were used to haul the soil to the Colonie landfill during the period from July 25 through July 28, 2003. Approximately 1046.29 tons of soil was disposed of at the Colonie landfill.

The total soil hauled and disposed of from the site was 2012.22 tons.

2.10.5 Metal Scrap Debris

During the screening of the debris and the soils, several steel vessels and other metal debris was isolated from the other debris. The vessels were very rusted and punctured. County Waste of Clifton Park, New York was contacted and a 20 yard roll-off was brought to the site and filled with the metal scrap from the site. The scrap and was removed from the site for recycling. 2.11Restoration and Demobilization

At the conclusion of the disposal activities, the site was graded to restore the site to the condition present prior to the removal activities. The emergency access road around the southwest corner of the existing warehouse building was restored by placing, grading and compacting several loads of imported stone. The area around ED-1 and the areas disturbed during the plasma bottle investigation were seeded with a local grass mixture and hay was placed over the areas to protect the seed.

The construction fencing around the perimeter of the site was removed, rolled up and staged at the site for future use by the property owner. The fence posts were also removed and staged at the site. The silt fence was left in place to protect from eroding soils until the grass is established in the disturbed areas.

The heavy equipment utilized was returned to the local vendors from where it was obtained. The electric and phone service to the office trailer was disconnected and the trailer was demobilized from the site.

3.0 PERIMETER WELL MONITORING PROGRAM

Groundwater samples will be collected from monitoring wells MW-1, MW-2, MW-3, MW-4-2, MW-5, and MW-7 on a quarterly basis for two years. The locations of the monitoring wells are illustrated on **Figure 4**. The first sampling round is scheduled to take place in early September 2003.

Groundwater sampling will be conducted in accordance with the standard operating procedures set forth in the Chemical Sampling and Analysis Plan provided in the project Work Plan. Groundwater samples will be analyzed for VOCs, PCBs, and lead. The need to analyzed samples for PCBs and lead will be reevaluated following the results of the first round of groundwater samples. Purge water will be containerized in 55-gallon steel drums pending receipt of laboratory analytical results. The drums will be properly secured, labeled, and staged at the site pending receipt of laboratory analytical results. The need for subsequent containerization of purge water will be evaluated in the first quarterly sampling summary report.

4.0 HEALTH AND SAFETY REQUIREMENTS

All activities at the site were conducted in accordance with the requirements established in the SSHP provided in the Project Work Plan. The SSHP, developed by the Rapid Response Program Certified Industrial Hygienist (CIH), described the safety and health guidelines used to protect employees and the public from physical and chemical hazards likely to be encountered at the site. The requirements of the SSHP were administered by a Site Safety Officer (SSO), who ensured compliance with both the SSHP and USACE EM 385-1-1 (September 1996). At all times during the execution of the project, health and safety were maintained as a top priority. Health and safety goals and objectives for the project included:

- Experience zero lost/restricted workday cases, OSHA recordable cases, and vehicular accidents;
- Ensure compliance with federal, state, local, and client regulations, codes and standards;
- Heighten employee safety and health awareness; and,
- Continually analyze work activities and make necessary modifications/improvements.

The project was completed successfully meeting all of the previously stated goals and objectives. Applicable health and safety forms are included in **Appendix I**.

4.1 Training

Health and Safety related training was required of all staff prior to entering the work area at the site. This training included OSHA 8-hour HAZWOPER Refreshers, First Aid/CPR, Hazard Communication, and Respiratory Protection. In addition, site-specific Health and Safety training was conducted by the SSO with all employees and subcontractor personnel prior to them being allowed to work. The content of this training was derived from information contained within the SSHP and other regulatory guidance documents.

Tailgate Safety Meetings (TSM) were conducted daily at the site and required the participation of all employees and subcontractors prior to the start of their work. The topics discussed at these meetings included safety and health considerations for that day's activities, personal protective equipment requirements, problems encountered the previous day, and new operational procedures.

4.2 Accidents/Injuries

There were no accidents, injuries, lost/restricted workday cases, first aid cases, or vehicle accidents experienced during the project. Two fundamental principles of safety are followed: all accidents, injuries and occupational illnesses are preventable; and if an operation cannot be done safely, it will not be done. To put these principles into practice at the site, every employee received the appropriate training, equipment, and other resources necessary to complete their assigned tasks in a safe and efficient manner. This, along with the fact that personnel were dedicated to performing their work tasks in a safe and healthful manner, assured a successful project outcome.

4.3 Perimeter Air Monitoring

As prescribed in the site specific work plan three forms of air monitoring were performed during excavation and load-out of site soils at the former Schenectady Army Depot.

The personal data rams (PDR) were specifically placed up-wind and down-wind of the excavations to monitor dust being generated by the excavation and load out process. The specified action level for the initiation of dust control was a difference of > 100 ug/m^3 between the up-wind and down-wind PDRs based on a 15 minute time weighted average (TWA). Dust controls were initiated and maintained during the excavation process as needed. During the excavation process transient readings greater than the action level were recorded, a TWA of 73 ug/m^3 was the highest achieved during the excavations of ED-1, ED-2 and ED-3.

The second form of air sampling was performed with personal air pumps utilizing NIOSH methods 7300 (lead) and 0500 (particulate). Each pump was pre-calibrated before each sampling event and post-calibrated following each sampling event, the relative percent difference for the pre and post calibration was required to be less than five percent. Samples were collected for these parameters during the first three days of the excavation activities. The sampling stations were arranged as follows, up-wind, down-wind and two located on the center line between the up-wind and down-wind sample locations on opposite sides of the area of excavation.

Samples were collected over a period of nine hours on May 15, 2003 at the ED-2 excavation area. A four station average of 532 liters was collected. There were no detections for lead above the laboratory detection limit 1.9 ug/m^3. The TWA for particulate from the four collection points was 3.4 ug/m^3. Samples were collected for a period of 9 hours on May 16, 2003 at the

ED-3 excavation area. A four station average of 540 liters was collected. There were no detections for lead above the laboratory detection limit of 1.9 ug/m^3. The TWA for particulate from the four collection points was 3.5 ug/m^3. Samples were collected for a period of 9 hours on May 17, 2003 at the ED-3 excavation area. A four station average of 570 liters was collected. There were no detections for lead above the laboratory detection limit of 1.8 ug/m^3. The TWA for particulate from the four collection points was 3.0 ug/m^3. With no detections above the laboratory detection limit for lead and the low level of particulate collected NIOSH 7300 and 0500 sampling was suspended.

During the excavation of ED-2, ED-3 and test pits a PID was utilized in the screening of soils for VOC contamination. The PID was also used to screen air in the area surrounding excavations to determine worker safety and exposure levels. There were no elevated PID readings in the soils or the air proximal to the excavation of ED-2. The soils from ED-3 had PID detections ranging from 0 ppm to 150 ppm. There were transient detections for VOCs in the air surrounding the ED-3 excavation, none of these detections were sustained for more than 15 seconds. The test pits exhibited some minor detections which could be attributed to paving activities on Guilderland High School bus garage.

Air monitoring was conducted during the screening, load out, and IV Bottle excavation activities. The air monitoring was modified based upon the results obtained during the excavation and staging activities. Two PDRs were placed in up- and down-wind locations within the work areas. Readings were periodically checked for compliance according to the same procedures detailed above. No exceedences were recorded during these activities.

A water truck was present for dust suppression at the site during all of these activities. The water truck was used to wet the site during dry days to reduce dust concentrations from vehicular traffic and other work activities.

4.4 Safety Inspections

Each piece of heavy equipment that arrived at the site was inspected by the SSO to ensure that it was in good working order and that all safety features were present and functional.

5.0 PROBLEMS ENCOUNTERED AND LESSONS LEARNED

Overall, the project was very successful and accomplished the goals established for the task order.

During the disposal of the soils and debris from the site, heavy rains made the landfills sloppy and restricted the size of trucks that could be utilized. Several days the landfills were shut down due to the wet conditions and hence the site activities were also limited.

One lesson learned from the project is to ensure that all approvals have been obtained from the disposal facility and that they are ready to accept the waste. At the beginning of the disposal activities, we were notified that the Albany landfill could not accept debris until August. In addition, the Colonie landfill did not give us the final approval until we had begun hauling material to Albany, although they previously informed us that everything was approved.

6.0 CONCLUSIONS AND RECOMMENDATIONS

In conclusion, the emergency response action and the soil removal activities performed at AOC 3 of the former Schenectady Army Depot accomplished the goals of the task order and met the requirements of the USACE and NYDEC.

The communication between all parties was paramount in keeping everyone informed of the status of the project. The necessary agencies were kept abreast of the decisions made throughout the project and were permitted to provide input when necessary.

The excavation conducted to remove the IV Bottles from the subsurface on the northwestern side of the site was successful. Excavation continued until there was no evidence of bottles or debris remaining in the subsurface. Bottles and debris were manually removed from the excavated soil. The soil sample collected from the excavation did not contain any concentrations of VOCs or SVOCs, in excess of the applicable TAGM soil cleanup objective. The concentration of several metals for this sample slightly exceeded background concentrations, however most are considered naturally occurring metals. The concentration for lead, the main metal of concern for the site, was within the site background levels. The work conducted in this area was overseen by personnel from the NYSDEC. Their approval was received prior to backfilling the excavation. No further investigation or remediation is required in this area.

The anomalies encountered during the geophysical investigation were investigated through the excavation of a series of test pits. None of the test pits encountered any debris. The instruments used to complete the geophysical investigation are sensitive to the presence of metallic objects. It is likely that small pieces of metal remnant from the construction of Building 28 were present within the subsurface but were too small to be located. No further investigation or remediation is required in this area.

One confirmation soil sample collected from ED-1 contained a concentration of lead which was higher than the direct contact PRG (as established by the Focused Feasibility Study for AOC 3) however, was within the site background range for lead. An additional soil sample was collected approximately six inches beneath the bottom of the excavation. This soil sample contained a similar concentration of lead, but again was within the site background levels. Further excavation was not practical in this area due to the presence of buried utilities. Representatives from the NYSDEC agreed that the project goals had been achieved in this area. No further investigation or remediation is required in this area.

The excavation at ED-2 did not encounter any debris, stained soil, or elevated concentrations of VOCs. Confirmation soil samples collected from the side walls did not contain concentrations of any compound of concern in excess of the PRGs. Soil sample analytical results obtained during the geoprobe investigation indicated that impacts to soil by VOCs were present at depths greater than what was achieved during the excavation activities. The implications of these deeper impacts will be assessed during the quarterly groundwater monitoring scheduled to begin in September 2003.

Excavation at ED-3 encountered significant amounts of debris and stained soil. Furthermore, NAPL was present within the excavation. Reasonable attempts were made to remove the NAPL, however, a thin layer was present prior to backfilling. The excavation continued to the maximum depth reachable without some form of de-watering. Sidewall confirmation sampling indicates that the lateral extent of impacts by compounds of concern were sufficiently addressed. However, additional impacts by VOCs and SVOCs are present at deeper intervals. The implications of these deeper impacts will be addressed during the quarterly groundwater monitoring scheduled to begin in September 2003.

TABLES

Table 1
Project Points of Contact
Former Schenectady Army Depot AOC3

U.S. Army Corp of Engineers, Omaha District	Mr. Jeff Hubbard
	Project Engineer
	USACE - Omaha District
	Building 525, Castle Hall
	Offutt AFB, NE 68113
	Phone: (402) 293-2520
	Fax: (402) 291-8177
	Mr. Denzie White
	Onsite Representative
	USACE - Omaha District
	Building 525, Castle Hall
	Offutt AFB, NE 68113
	Phone: (402) 293-2524
	Fax: (402) 291-8177
U.S. Army Corp of Engineers, New York District	Mr. Greg Goepfert
	USACE - New York District
	Room 1811
	26 Federal Plaza
	New York, NY 10278
	(212) 264-5581
Shaw Environmental	Mr. Tom Mathison
	Project Manager
	2790 Mosside Blvd.
	Monroeville, PA 15146
	Phone: (412) 380-6207
	Fax: (412) 374-1486
	Mr. Drew Graham
	Site Manager
	13 British American Blvd.
	Latham, NY 12110-1405
	Phone: (518) 783-6088 x251

Table 2
Geoprobe Investigation – Summary of Analytical Results
Former Schnectady Army Depot, AOC3

Chemical Parameter	Direct-contact soil PRG [1] (ppm)	Groundwater-protection Soil PRG (ppm) [2] [3]	SB-12	SB-12	SB-12	SB-13	SB-13	SB-13
			4 - 5 ft.	13 – 15 ft.	23 - 25 ft.	5 – 7 ft.	13 – 15 ft.	24 - 26 ft.
			(ppm)	(ppm)	(ppm)	(ppm)	(ppm)	(ppm)
VOCs								
Acetone	0.2	0.41						
Benzene	0.06	0.22						
1,2-Dichloroethane	0.1	0.26						
1,2-Dichloroethene (total)	0.3	1.09						
4-Methyl-2-pentanone	1.2	3.52						
Xylenes (total)	10	4.44		0.0008 J				
TCE	0.7	0.7		0.024		0.013	0.029	
n-butylbenzene	(5)	(5)			2.81			0.055
sec-butylbenzene	(5)	(5)			2.58			0.098
tert-butylbenzene	(5)	(5)			0.837			0.144
n-propylbenzene	(5)	(5)			0.649			
Total VOCs		10		0.0248	6.876	0.013	0.029	0.297
SVOCs								
2-Methylphenol	0.1	0.28						
Phenol	0.03	0.10						
Benzo(a)anthracene	0.224	10.21						
Benzo(b)fluoranthene	1.1	4.07						
Benzo(k)fluoranthene	1.1	4.07						
Chrysene	0.4	1.48						
Dibenzo(a,h)anathracene	0.014	6,105,000						
Indeno(1,2,3-cd)pyrene	3.2	11.84						
2-Methylnaphthalene	36.4	13.45						
Phenanthrene	220	50			0.486			
Total SVOCs		500			0.486			
Polychlorinated Biphenyls (PCBs)	1	10						
Metals								
Lead	29.3	60.8 [4]		18.2				
Pesticides								
4,4'-DDE	2.1	16.28						
4,4'-DDT	2.1	8.99						
Total Pesticides	--	10						

NOTES:
(1) PRG = Preliminary Remediation Goal.
(2) PRGs corrected based on a site-specific average organic carbon concentration of 3.7%
(3) For soil, NYSDEC has also established the following soil cleanup objectives:
10 ppm for total VOCs and 500 ppm for total semi-volatile VOCs.
(4) Maximum site background concentration detected
(5) NYDEC has not established clean up objectives for these compounds.
(6) Only those compounds listed as site-specific COCs or that were reported in at least one sample are presented

Blank spaces indicate the compound was U-flagged as not detected by the subcontract laboratory.

J = Detected above the method detection limit, but below the reporting limit.

Table 2
Geoprobe Investigation – Summary of Analytical Results
Former Schnectady Army Depot, AOC3

Chemical Parameter	Direct-contact soil PRG [1] (ppm)	Groundwater-protection Soil PRG (ppm) [2] [3]	SB-16	SB-16	SB-33	SB-33	SB-33	SB-34
			14 – 16 ft.	24 – 26 ft.	3 – 5 ft.	16 – 18 ft.	18 – 20 ft.	14 – 16 ft.
			(ppm)	(ppm)	(ppm)	(ppm)	(ppm)	(ppm)
VOCs								
Acetone	0.2	0.41						
Benzene	0.06	0.22						
1,2-Dichloroethane	0.1	0.26						
1,2-Dichloroethene (total)	0.3	1.09				0.003 J		
4-Methyl-2-pentanone	1.2	3.52						
Xylenes (total)	10	4.44	0.006 J	0.780 J	0.0009 J	0.164 J	0.098	
TCE	0.7	0.7	0.077		0.018	0.041		0.034
n-butylbenzene	(5)	(5)		**9.09**			4.17	
sec-butylbenzene	(5)	(5)		4.67			2.69	
tert-butylbenzene	(5)	(5)		0.756			0.980	
chlorobenzene	1.7	1.7		1.56			0.775	0.348
1,4-dichlorobenzene	(5)	(5)		0.666			1.31	
Isopropylbenzene	(5)	(5)		1.79			1.01	
n-propylbenzene	(5)	(5)		**6.60**			3.91	
1,2,4 trimethylbenzene	(5)	(5)		**19.2**			**8.58**	0.045
1,3,5 trimethylbenzene	(5)	(5)		1.86			2.22	
Ethylbenzene	5.5	5.5						0.043
1,4 ethylbenzene	(5)	(5)						0.150
1,3 ethylbenzene	(5)	(5)						0.076
1,2 dichlorobenzene	7.9	7.9						0.089
Total VOCs		10	0.083	**46.972**	0.0189	0.208	**25.743**	0.785
SVOCs								
2-Methylphenol	0.1	0.28						
Phenol	0.03	0.10						
Benzo(a)anthracene	0.224	10.21		0.431				
Benzo(b)fluoranthene	1.1	4.07		0.644				
Benzo(k)fluoranthene	1.1	4.07		0.182 J				
Chrysene	0.4	1.48		0.374				
Dibenzo(a,h)anathracene	0.014	6,105,000						
Indeno(1,2,3-cd)pyrene	3.2	11.84		0.138 J				
2-Methylnaphthalene	36.4	13.45						
Fluoranthene	1900	50		1.13				
Fluorene	350	50						0.821
Phenanthrene	220	50		0.953				1.750
Pyrene	665	50		1.08				0.365
Bis(2-ethylhexyl) phthalate	435	50						0.196
Benzo (a) pyrene	11	0.061		**0.361**				
Total SVOCs		500		5.293				3.132
Polychlorinated Biphenyls (PCBs)	1	10						
Metals								
Lead	29.3	60.8 [4]						
Pesticides								
4,4'-DDE	2.1	16.28						
4,4'-DDT	2.1	8.99						
Total Pesticides	--	10						

Table 2
Geoprobe Investigation – Summary of Analytical Results
Former Schnectady Army Depot, AOC3

Chemical Parameter	Direct-contact soil PRG [1] (ppm)	Groundwater-protection Soil PRG (ppm) [2] [3]	SB-34	SB-35	SB-35	SB-35	SB-36	SB-36
			21 – 23 ft.	3 – 5 ft.	14 – 16 ft.	20 – 24 ft.	13 – 15 ft.	25 – 27 ft.
			(ppm)	(ppm)	(ppm)	(ppm)	(ppm)	(ppm)
VOCs								
Acetone	0.2	0.41						
Benzene	0.06	0.22						
1,2-Dichloroethane	0.1	0.26						
1,2-Dichloroethene (total)	0.3	1.09						
4-Methyl-2-pentanone	1.2	3.52						
Xylenes (total)	10	4.44						
TCE	0.7	0.7		0.057	0.044		0.054	
1,2,4 trimethylbenzene	(5)	(5)	**19.2**			1.73		
n-butylnenzene	(5)	(5)	4.36					
sec-butylbenzene	(5)	(5)	2.12					
Chlorobenzene	1.7	1.7	1.07					
Isopropyltoluene	(5)	(5)	0.702					
p-isopropyltoluene	(5)	(5)	0.939					
n-propylbenzene	(5)	(5)	3.04					
Total VOCs		10	**31.431**	0.057	0.044	1.73	0.054	
SVOCs								
2-Methylphenol	0.1	0.28						
Phenol	0.03	0.10						
Benzo(a)anthracene	0.224	10.21						
Benzo(b)fluoranthene	1.1	4.07						
Benzo(k)fluoranthene	1.1	4.07						
'hrysene	0.4	1.48	0.146					
.benzo(a,h)anathracene	0.014	6,105,000						
Indeno(1,2,3-cd)pyrene	3.2	11.84						
2-Methylnaphthalene	36.4	13.45	0.202					
acenaphthylene	41.0	41.0	0.334					
dibenzofuran	6.2	6.2	0.255					
fluorene	350.0	50.0	.0498					
phenanthrene	220.0	50.0	1.09				0.971	
pyrene	665.0	50.0						0.245
fluoranthene	1900.0	50.0					0.224	
Total SVOCs		500	2.0768				1.195	0.245
Polychlorinated Biphenyls (PCBs)	1	10						
Metals								
Lead	29.3	60.8 [4]			17.8		15.9	
Pesticides								
4,4'-DDE	2.1	16.28						
4,4'-DDT	2.1	8.99						
Total Pesticides	--	10						

NOTES:
(7) PRG = Preliminary Remediation Goal.
(8) PRGs corrected based on a site-specific average organic carbon concentration of 3.7%
(9) For soil, NYSDEC has also established the following soil cleanup objectives:
10 ppm for total VOCs and 500 ppm for total semi-volatile VOCs.
(10) Maximum site background concentration detected
(11) NYDEC has not established clean up objectives for these compounds.
(12) Only those compounds listed as site-specific COCs or that were reported in at least one sample are presented
B' paces indicate the compound was U-flagged as not detected by the subcontract laboratory.
J = ected above the method detection limit, but below the reporting limit.

Table 2
Geoprobe Investigation – Summary of Analytical Results
Former Schnectady Army Depot, AOC3

Chemical Parameter	Direct-contact soil PRG [1] (ppm)	Groundwater-protection Soil PRG (ppm) [2] [3]	SB-37	SB-37	SB-37	SB-38	SB-38	SB-39
			4 – 6 ft.	14 – 16 ft.	23 – 26 ft.	14 – 16 ft.	22 – 24 ft.	13 – 15 ft.
			(ppm)	(ppm)	(ppm)	(ppm)	(ppm)	(ppm)
VOCs								
Acetone	0.2	0.41						
Benzene	0.06	0.22						
1,2-Dichloroethane	0.1	0.26						
1,2-Dichloroethene (total)	0.3	1.09						
4-Methyl-2-pentanone	1.2	3.52						
Xylenes (total)	10	4.44						
n-butylbenzene	(5)	(5)			2.42		3.43	
sec-butylbenzene	(5)	(5)			1.08		3.02	
n-propylbenzene	(5)	(5)			1.45		1.39	
1,2,4 trimethylbenzene	(5)	(5)			**16.6**			
1,3,5 trimethylbenzene	(5)	(5)			0.728			
1,4-dichlorobenzene	8.5	8.5			0.325			
TCE	0.7	0.7	0.027	**17.3**		0.008		0.013
tert-butylbenzene							0.826	
Total VOCs		10	0.027	**17.3**	**22.603**	0.008	8.666	0.013
SVOCs								
2-Methylphenol	0.1	0.28						
Phenol	0.03	0.10						
Benzo(a)anthracene	0.224	10.21						
Benzo(b)fluoranthene	1.1	4.07						
Benzo(k)fluoranthene	1.1	4.07						
Chrysene	0.4	1.48						
Dibenzo(a,h)anathracene	0.014	6,105,000						
Indeno(1,2,3-cd)pyrene	3.2	11.84						
2-Methylnaphthalene	36.4	13.45			0.609			
phenanthrene	220.0	50.0			1.02		1.3	
bis-2(ethylhexyl) phthalate	435.0	50.0						
acenaphthylene	41.0	41.0					0.322	
pyrene	665.0	50.0					0.258	
Total SVOCs		500			1.629		1.88	
Polychlorinated Biphenyls (PCBs)	1	10						
Metals								
Lead	29.3	60.8 [4]						
Pesticides								
4,4'-DDE	2.1	16.28						
4,4'-DDT	2.1	8.99						
Total Pesticides	--	10						

NOTES:
(13) PRG = Preliminary Remediation Goal.
(14) PRGs corrected based on a site-specific average organic carbon concentration of 3.7%
(15) For soil, NYSDEC has also established the following soil cleanup objectives:
10 ppm for total VOCs and 500 ppm for total semi-volatile VOCs.
(16) Maximum site background concentration detected
(17) NYDEC has not established clean up objectives for these compounds.
(18) Only those compounds listed as site-specific COCs or that were reported in at least one sample are presented
Blank spaces indicate the compound was U-flagged as not detected by the subcontract laboratory.
J = Detected above the method detection limit, but below the reporting limit.

Table 2
Geoprobe Investigation – Summary of Analytical Results
Former Schnectady Army Depot, AOC3

Chemical Parameter	Direct-contact soil PRG [1] (ppm)	Groundwater-protection Soil PRG (ppm) [2] [3]	SB-39	SB-40	SB-40	SB-41	SB-41	SB-41
			23 – 24 ft.	13 – 15 ft.	25 – 27 ft.	15.5 ft.	18.5 ft.	29 – 31 ft.
			(ppm)	(ppm)	(ppm)	(ppm)	(ppm)	(ppm)
VOCs								
Acetone	0.2	0.41						
Benzene	0.06	0.22						
1,2-Dichloroethane	0.1	0.26						
1,2-Dichloroethene (total)	0.3	1.09					0.001 J	0.0044 J
4-Methyl-2-pentanone	1.2	3.52						
Xylenes (total)	10	4.44			1.8 J	0.0009 J	0.0008 J	
TCE	0.7	0.7		0.094		0.0384	0.0137	0.001 J
PCE	1.4	1.4						
n-butylbenzene	(5)	(5)			**10.2**			
sec-butylbenzene	(5)	(5)			4.9			
tert-butylbenzene	(5)	(5)			0.597			
chlorobenzene	1.7	1.7			2.11			
1,4 dichlorobenzene	8.5	8.5			0.733			
isopropylbenzene	(5)	(5)			2.29			
p-isopropyltoluene	(5)	(5)			**5.05**			
n-propylbenzene	(5)	(5)			**8.48**			
1,3,5-trimethylbenzene	(5)	(5)			**5.02**			
Total VOCs		10		0.094	**41.18**	0.0393	0.0155	0.0054
SVOCs								
2-Methylphenol	0.1	0.28						
Phenol	0.03	0.10						
Benzo(a)anthracene	0.224	10.21						
Benzo(b)fluoranthene	1.1	4.07						
Benzo(k)fluoranthene	1.1	4.07						
Chrysene	0.4	1.48						
Dibenzo(a,h)anathracene	0.014	6,105,000						
Indeno(1,2,3-cd)pyrene	3.2	11.84						
2-Methylnaphthalene	36.4	13.45						
Total SVOCs		500						
Polychlorinated Biphenyls (PCBs)	1	10						
Metals								
Lead	29.3	60.8 [4]						
Pesticides								
4,4'-DDE	2.1	16.28						
4,4'-DDT	2.1	8.99						
Total Pesticides	--	10						

NOTES:
(19) PRG = Preliminary Remediation Goal.
(20) PRGs corrected based on a site-specific average organic carbon concentration of 3.7%
(21) For soil, NYSDEC has also established the following soil cleanup objectives:
10 ppm for total VOCs and 500 ppm for total semi-volatile VOCs.
(22) Maximum site background concentration detected
(23) NYDEC has not established clean up objectives for these compounds.
(24) Only those compounds listed as site-specific COCs or that were reported in at leastone sample are presented

Blank spaces indicate the compound was U-flagged as not detected by the subcontract laboratory.

J = Detected above the method detection limit, but below the reporting limit.

Table 2
Geoprobe Investigation – Summary of Analytical Results
Former Schnectady Army Depot, AOC3

Chemical Parameter	Direct-contact soil PRG [1] (ppm)	Groundwater-protection Soil PRG (ppm) [2] [3]	SB-42	SB-42
			13 – 16 ft.	18 – 20 ft.
			(ppm)	(ppm)
VOCs				
Acetone	0.2	0.41		
Benzene	0.06	0.22		
1,2-Dichloroethane	0.1	0.26		
1,2-Dichloroethene (total)	0.3	1.09		
4-Methyl-2-pentanone	1.2	3.52		
Xylenes (total)	10	4.44		
PCE	1.4	1.4	0.0097	0.171
TCE	0.7	0.7	0.030	
n-butylbenzene	(5)	(5)		2.05
sec-butylbenzene	(5)	(5)		0.664
ethylbenzene	5.5	5.5		1.040
1,2,4 trimethylbenzene	(5)	(5)		**11.0**
p-isopropyltoluene	(5)	(5)		1.33
n-propylbenzene	(5)	(5)		0.33
Total VOCs			0.0397	**16.585**
SVOCs	(5)	(5)		
2-Methylphenol	0.1	0.28		
Phenol	0.03	0.10		
Benzo(a)anthracene	0.224	10.21		
Benzo(b)fluoranthene	1.1	4.07		
Benzo(k)fluoranthene	1.1	4.07		
Chrysene	0.4	1.48		
Dibenzo(a,h)anathracene	0.014	6,105,000		
Indeno(1,2,3-cd)pyrene	3.2	11.84		
2-Methylnaphthalene	36.4	13.45		
Napthalene	13.0	13.0		0.467
Phenanthrene	220.0	50.0		0.290
Total SVOCs				0.757
Polychlorinated Biphenyls (PCBs)	1	10		
Metals				
Lead	29.3	60.8 [4]		23.4
Pesticides				
4,4'-DDE	2.1	16.28		
4,4'-DDT	2.1	8.99		

NOTES:
(25) PRG = Preliminary Remediation Goal.
(26) PRGs corrected based on a site-specific average organic carbon concentration of 3.7%
(27) For soil, NYSDEC has also established the following soil cleanup objectives:
10 ppm for total VOCs and 500 ppm for total semi-volatile VOCs.
(28) Maximum site background concentration detected
(29) NYDEC has not established clean up objectives for these compounds.
(30) Only those compounds listed as site-specific COCs or that were reported in at least one sample are presented

Blank spaces indicate the compound was U-flagged as not detected by the subcontract laboratory.

J = Detected above the method detection limit, but below the reporting limit.

Table 3
Groundwater - Summary of Analytical Results
Former Schenectady Army Depot - AOC3

		Class GA Groundwater Standards / Guidance Values (1)	PZ-6			PES-2-GW			PES-3 GW		
			5/2/2003			5/21/2003			5/21/2003		
			Liquid			Liquid			Liquid		
Compound	**units**		**Results**		**RL**	**Results**		**RL**	**Result**		**RL**
Total Halides	mg/kg			U	500						
Corrosivity pH		range 6.5-8.5	7.47								
Metals SW-846 6010B/7000s											
Lead, Total	mg/L	0.025	**0.218**		0.1		U	0.1	**13.5**		0.1
PCBs Method SW-846 8082 (total)											
Aroclor-1016	ug/L			U	2.63						
Aroclor-1221	ug/L			U	2.63						
Aroclor-1232	ug/L			U	2.63						
Aroclor-1242	ug/L		10.1		2.63						
Aroclor-1248	ug/L			U	2.63						
Aroclor-1254	ug/L			U	2.63						
Aroclor-1260	ug/L		5.88		2.63						
PCB Total	ug/L	0.09	**15.91**								
Polynuclear Aromatic Hydrocarbons SW846 8270A											
Acenaphthene	ug/L	20					U	10		U	100
Acenaphthylene	ug/L	5					U	10		U	100
Anthracene	ug/L	50					U	10		U	100
Benzo(a)anthracene	ug/L	0.002					U	10		U	100
Benzo(a)pyrene	ug/L	ND					U	10		U	100
Benzo(b)fluoranthene	ug/L	0.002					U	10		U	100
Benzo(g,h,i)perylene	ug/L	5					U	10		U	100
Benzo(k)fluoranthene	ug/L	0.002					U	10		U	100
Chrysene	ug/L	0.002					U	10		U	100
Dibenzo(a,h)anthracene	ug/L	5					U	10		U	100
Fluoranthene	ug/L	50					U	10		U	100
Fluorene	ug/L	50					U	10	**56.5**	J	100
Indeno(1,2,3-cd)pyrene	ug/L	0.002					U	10		U	100
Naphthalene	ug/L	10					U	10	**117**		100
Phenanthrene	ug/L	50					U	10	**118**		100
Pyrene	ug/L	50					U	10		U	100

Table 3
Groundwater - Summary of Analytical Results
Former Schenectady Army Depot - AOC3

		Class GA Groundwater Standards / Guidance Values (1)	PZ-6 5/2/2003 Liquid			PES-2-GW 5/21/2003 Liquid			PES-3 GW 5/21/2003 Liquid		
VOCs Method SW-846 8260B (total)											
1,1,1,2-Tetrachloroethane	ug/L	5		U	25		U	5		U	50
1,1,1-Trichloroethane	ug/L	5		U	25		U	5		U	50
1,1,2,2-Tetrachloroethane	ug/L	5		U	25		U	5		U	50
1,1,2-Trichloroethane	ug/L	1		U	25		U	5		U	50
1,1-Dichloroethane	ug/L	5		U	25		U	5		U	50
1,1-Dichloroethene	ug/L	5		U	25		U	5		U	50
1,1-Dichloropropene	ug/L	5		U	25		U	5		U	50
1,2,3-Trichlorobenzene	ug/L	5		U	25		U	5		U	50
1,2,3-Trichloropropane	ug/L	0.04		U	25		U	5		U	50
1,2,4-Trichlorobenzene	ug/L	5		U	25		U	5		U	50
1,2,4-Trimethylbenzene	ug/L	5	**505**		25		U	5	**958**		50
1,2-Dibromo-3-chloropropane	ug/L	0.04		U	25		U	5		U	50
1,2-Dibromoethane	ug/L	5		U	25		U	5		U	50
1,2-Dichlorobenzene	ug/L	3	**48.1**		25		U	5	**47.8**	J	50
1,2-Dichloroethane	ug/L	0.6	**2.75**	J	25		U	5	**2.99**	J	50
1,2-Dichloropropane	ug/L	1		U	25		U	5		U	50
1,3,5-Trimethylbenzene	ug/L	5	**125**		25		U	5	**142**		50
1,3-Dichlorobenzene	ug/L	3	**4.35**	J	25		U	5	**9.29**	J	50
1,3-Dichloropropane	ug/L	5		U	25		U	5		U	50
1,4-Dichlorobenzene	ug/L	3	**29.2**		25		U	5	**62.3**		50
2,2-Dichloropropane	ug/L	5		U	25		U	5		U	50
2-Butanone	ug/L	5		U	500		U	100		U	1000
2-Chloroethyl vinyl ether	ug/L	5		U	50		U	10		U	100
2-Chlorotoluene	ug/L	5		U	25		U	5		U	50
2-Hexanone	ug/L	50		U	50		U	10		U	100
4-Chlorotoluene	ug/L	5		U	25		U	5		U	50
4-Methyl-2-pentanone	ug/L	5		U	50		U	10		U	100
Acetone	ug/L	50		U	500		U	100	34.3	J	1000
Benzene	ug/L	1	**6.02**	J	25		U	5	5	J	50
Bromobenzene	ug/L	5		U	25		U	5		U	50
Bromochloromethane	ug/L	5		U	25		U	5		U	50
Bromodichloromethane	ug/L	50		U	25		U	5		U	50
Bromoform	ug/L	50		U	25		U	5		U	50
Bromomethane	ug/L	5		U	50		U	10		U	100
Carbon disulfide	ug/L	5		U	25		U	5		U	50
Carbon tetrachloride	ug/L	5		U	25		U	5		U	50
Chlorobenzene	ug/L	5	**470**		25		U	5	**676**		50
Chloroethane	ug/L	5		U	50		U	10		U	100
Chloroform	ug/L	7		U	25		U	5		U	50
Chloromethane	ug/L	5		U	50		U	10		U	100
cis-1,2-Dichloroethene	ug/L	5	**30.1**		25	2.47	J	5	**27.1**	J	50
cis-1,3-Dichloropropene	ug/L	0.4		U	25		U	5		U	50
Chlorodibromomethane	ug/L	5		U	25		U	5		U	50
Dibromomethane	ug/L	5		U	25		U	5		U	50
Dichlorodifluoromethane	ug/L	5		U	50		U	10		U	100
Ethylbenzene	ug/L	5	**154**		25		U	5	**246**		50
Hexachlorobutadiene	ug/L	0.5		U	25		U	5		U	50
Isopropylbenzene	ug/L	5	**20.8**	J	25		U	5	**47.9**	J	50
m-,p-Xylene	ug/L	5	**475**		25		U	5	**526**		50
Methylene chloride	ug/L	5	2.1	J	25		U	5		U	50
n-Butylbenzene	ug/L	5	**30.8**		25		U	5	**47.5**	J	50
n-Propylbenzene	ug/L	5	**44.2**		25		U	5	**110**		50
Naphthalene	ug/L	10	**84.7**		50		U	10	**53.2**	J	100
o-Xylene	ug/L	5	**251**		25		U	5	**311**		50
p-Isopropyltoluene	ug/L	5	**17**	J	25		U	5	**29.7**	J	50
sec-Butylbenzene	ug/L	5	**16.3**	J	25		U	5	**24.6**	J	50
Styrene	ug/L	5		U	25		U	5		U	50
tert-Butylbenzene	ug/L	5		U	25		U	5		U	50
Tetrachloroethene	ug/L	5		U	25	3.9	J	5		U	50
Toluene	ug/L	5	**16.4**	J	25		U	5	**8.87**	J	50
trans-1,2-Dichloroethene	ug/L	5		U	25		U	5		U	50
trans-1,3-Dichloropropene	ug/L	0.4		U	25		U	5		U	50
Trichloroethene	ug/L	5	**5.54**	J	25	**11.2**		5	**8.78**	J	50
Trichlorofluoromethane	ug/L	5		U	50		U	10		U	100
Vinyl acetate	ug/L	5		U	50		U	10		U	100
Vinyl chloride	ug/L	2	**8.02**	J	50		U	10	**8.71**	J	100

Table 4
ED-1 Post Excavation Sampling - Summary of Analytical Results
Former Schenectady Army Depot, Voorheesville Area, New York

		Direct-	GW																
		Contact Soil	Protection	PES-1-NEB			PES-1-NWB			PES-1-SEB			PES-1-SWB			PES-1-NEB-R		
		PRG (2)	Soil PRG (3)	5/20/2003			5/20/2003			5/20/2003			5/20/2003			6/27/2003		
				soil			soil			soil			soil			soil		
Compound	units			Result		RL	Result		RL	Result		RL	Result		RL	Result		RL
Percent Solids	weight %			96.9		1	93.5		1	92.7		1	96.3		1			
Metals SW-846 6010B/7000s																		
Lead, Total	mg/kg	***29.3***	***60.8 (4)***	33.4		5.06	22.3		5	22.2		4.95	21.1		4.99	33.3		1.4
Chlorinated Pesticides SW-846 8081A (total)	ug/kg	(5)	***10,000***															
4,4'-DDD	ug/kg	2,900	7,700	2.59	J	3.4		U	3.52		U	3.56		U	3.42			
4,4'-DDE	ug/kg	***2,100***	***16,280***	23.8		3.4		U	3.52		U	3.56		U	3.42			
4,4'-DDT	ug/kg	***2,100***	***8,990***	95.1	I	3.4		U	3.52	9.24		3.56	1.01	J	3.42			
Aldrin	ug/kg				U	1.7		U	1.76		U	1.78		U	1.71			
alpha-BHC	ug/kg				U	1.7		U	1.76		U	1.78		U	1.71			
alpha Chlordane	ug/kg				U	1.7		U	1.76		U	1.78		U	1.71			
beta-BHC	ug/kg				U	1.7		U	1.76		U	1.78		U	1.71			
delta-BHC	ug/kg				U	1.7		U	1.76		U	1.78		U	1.71			
Dieldrin	ug/kg				U	3.4		U	3.52		U	3.56		U	3.42			
Endosulfan I	ug/kg				U	1.7		U	1.76		U	1.78		U	1.71			
Endosulfan II	ug/kg				U	3.4		U	3.52		U	3.56		U	3.42			
Endosulfan sulfate	ug/kg				U	3.4		U	3.52		U	3.56		U	3.42			
Endrin	ug/kg				U	3.4		U	3.52		U	3.56		U	3.42			
Endrin aldehyde	ug/kg				U	3.4		U	3.52		U	3.56		U	3.42			
Endrin ketone	ug/kg				U	3.4		U	3.52		U	3.56		U	3.42			
gamma-BHC (Lindane)	ug/kg				U	1.7		U	1.76		U	1.78		U	1.71			
gamma Chlordane	ug/kg				U	1.7		U	1.76		U	1.78		U	1.71			
Heptachlor	ug/kg				U	1.7		U	1.76		U	1.78		U	1.71			
Heptachlor epoxide	ug/kg				U	1.7		U	1.76		U	1.78		U	1.71			
Methoxychlor	ug/kg				U	17		U	17.6		U	17.8		U	17.1			
Toxaphene	ug/kg				U	34		U	35.2		U	35.6		U	34.2			

Table 5
ED-1 Disposal Characterization – Summary of Analytical Results
Former Schenectady Army Depot - AOC3

		ED1 COMP1		
		5/30/2003		
		Soil		
Compound	units	Result		RL
% Solids	%	94.6		0.01
Cyanide, Reactive	mg/kg		U	0.49
TPH SW-846 8015M				
Petroleum Hydrocarbons	mgkg	128		3.5
Sulfide, Reactive	mg/kg		U	43.4
PCBs SW-846 8082				
Aroclor-1016	ug/kg		U	35
Aroclor-1221	ug/kg		U	70
Aroclor-1232	ug/kg		U	35
Aroclor-1242	ug/kg		U	35
Aroclor-1248	ug/kg		U	35
Aroclor-1254	ug/kg		U	35
Aroclor-1260	ug/kg		U	35
TCLP VOCs SW-846 8260				
Vinyl Chloride	ug/L		U	50
1,1-Dichloroethene	ug/L		U	50
Chloroform	ug/L		U	50
1,2-Dichloroethane	ug/L		U	50
Methylethylketone	ug/L		U	50
Carbon Tetrachloride	ug/L		U	50
Trichloroethene	ug/L		U	50
Benzene	ug/L		U	50
Tetrachloroethene	ug/L		U	50
Chlorobenzene	ug/L		U	50
TCLP Metals SW-846 6010				
Silver, TCLP Leachate	ug/L		U	6.3
Arsenic, TCLP Leachate	ug/L	79.0		50.4
Barium, TCLP Leachate	ug/L	282		5.6
Cadmium, TCLP Leachate	ug/L		U	4.7
Chromium, TCLP Leachate	ug/L		U	7.9
Mercury, TCLP Leachate	ug/L		U	0.10
Lead, TCLP Leachate	ug/L		U	38.5
Selenium, TCLP Leachate	ug/L		U	70.3
TCLP Pesticides SW-846 8081				
Heptachlor	ug/L		U	0.50
alpha-Chlordane	ug/L		U	0.50
gamma-Chlordane	ug/L		U	0.50
gamma-BHC (Lindane)	ug/L		U	0.50
Endrin	ug/L		U	1.0
Methoxychlor	ug/L		U	5.0
Toxaphene	ug/L		U	50
Heptachlor Epoxide	ug/L		U	0.50

		ED1 COMP1		
		5/30/2003		
		Soil		
Compound	units	Result		RL
TCLP SVOCs SW-846 8270				
Pyridine	mg/L		U	0.050
1,4-Dichlorobenzene	mg/L		U	0.050
2-Methylphenol	mg/L		U	0.050
3- and/or 4-Methylphenol	mg/L		U	0.050
Hexachloroethane	mg/L		U	0.050
Nitrobenzene	mg/L		U	0.050
Hexachlorobutadiene	mg/L		U	0.050
2,4,6-Trichlorophenol	mg/L		U	0.050
2,4,5-Trichlorophenol	mg/L		U	0.12
2,4-Dinitrotoluene	mg/L		U	0.050
Hexachlorobenzene	mg/L		U	0.050
Pentachlorophenol	mg/L		U	0.12
TCLP Herbicides SW-846 8150				
2,4-D	ug/L		U	10
2,4,5-TP (Silvex)	ug/L		U	5.0

		DP-1(SOIL PILE)		
		5/21/2003		
		soil		
Compound	units	Result		RL
Percent Solids	weight %	91		1
Metals SW-846 6010B/7000s				
Lead, Total	mg/kg	73.6		5.44
Chlorinated Pesticides SW-846 8081A (total)				
4,4'-DDD	ug/kg		U	18.1
4,4'-DDE	ug/kg		U	18.1
4,4'-DDT	ug/kg	36.7		18.1
Aldrin	ug/kg		U	9.05
alpha-BHC	ug/kg		U	9.05
alpha Chlordane	ug/kg		U	9.05
beta-BHC	ug/kg		U	9.05
delta-BHC	ug/kg		U	9.05
Dieldrin	ug/kg		U	18.1
Endosulfan I	ug/kg		U	9.05
Endosulfan II	ug/kg		U	18.1
Endosulfan sulfate	ug/kg		U	18.1
Endrin	ug/kg		U	18.1
Endrin aldehyde	ug/kg		U	18.1
Endrin ketone	ug/kg		U	18.1
gamma-BHC (Lindane)	ug/kg		U	9.05
gamma Chlordane	ug/kg		U	9.05
Heptachlor	ug/kg		U	9.05
Heptachlor epoxide	ug/kg		U	9.05
Methoxychlor	ug/kg		U	90.5
Toxaphene	ug/kg		U	181

Table 6
ED-2 Post Excavation Sampling – Summary of Analytical Results
Former Schenectady Army Depot - AOC3

		Direct-	GW													
		Contact Soil	Protection		PES-2-NSWC			PES-2-WSWC			PES-2-ESWC			PES-2-SSWC		
		PRG (2)	Soil PRG (3)		5/16/2003			5/16/2003			5/16/2003			5/16/2003		
					soil			soil			soil			soil		
Compound	units			RL	Result		RL	Result		RL	Result		RL	Result		RL
Percent Solids	weight %			1	88.7		1	89.5		1	91.5		1	90.3		1
Polynuclear Aromatic Hydrocarbons SW846 8270A																
Acenaphthene	ug/kg					U	186		U	184		U	180		U	183
Acenaphthylene	ug/kg					U	186		U	184		U	180		U	183
Anthracene	ug/kg					U	186		U	184		U	180		U	183
Benzo(a)anthracene	ug/kg	*224*	*10,210*			U	186		U	184		U	180		U	183
Benzo(a)pyrene	ug/kg					U	113		U	112		U	109		U	111
Benzo(b)fluoranthene	ug/kg	*1,100*	*4,070*			U	186		U	184		U	180		U	183
Benzo(g,h,i)perylene	ug/kg					U	186		U	184		U	180		U	183
Benzo(k)fluoranthene	ug/kg	*1,100*	*4,070*			U	186		U	184		U	180		U	183
Chrysene	ug/kg					U	186		U	184		U	180		U	183
Dibenzo(a,h)anthracene	ug/kg					U	113		U	112		U	109		U	111
Fluoranthene	ug/kg					U	186		U	184		U	180		U	183
Fluorene	ug/kg					U	186		U	184		U	180		U	183
Indeno(1,2,3-cd)pyrene	ug/kg					U	186		U	184		U	180		U	183
Naphthalene	ug/kg					U	186		U	184		U	180		U	183
Phenanthrene	ug/kg					U	186		U	184		U	180		U	183
Pyrene	ug/kg					U	186		U	184		U	180		U	183
VOCs Method SW-846 8260B (total)	**ug/kg**	*(5)*	*10,000*													
1,1,1,2-Tetrachloroethane	ug/kg					U	5.64		U	5.59		U	5.46		U	5.54
1,1,1-Trichloroethane	ug/kg					U	5.64		U	5.59		U	5.46		U	5.54
1,1,2,2-Tetrachloroethane	ug/kg					U	5.64		U	5.59		U	5.46		U	5.54
1,1,2-Trichloroethane	ug/kg					U	5.64		U	5.59		U	5.46		U	5.54
1,1-Dichloroethane	ug/kg					U	5.64		U	5.59		U	5.46		U	5.54
1,1-Dichloroethene	ug/kg					U	5.64		U	5.59		U	5.46		U	5.54
1,1-Dichloropropene	ug/kg					U	5.64		U	5.59		U	5.46		U	5.54
1,2,3-Trichlorobenzene	ug/kg					U	5.64		U	5.59		U	5.46		U	5.54
1,2,3-Trichloropropane	ug/kg					U	5.64		U	5.59		U	5.46		U	5.54
1,2,4-Trichlorobenzene	ug/kg					U	5.64		U	5.59		U	5.46		U	5.54
1,2,4-Trimethylbenzene	ug/kg					U	5.64		U	5.59		U	5.46		U	5.54
1,2-Dibromo-3-chloropropane	ug/kg					U	5.64		U	5.59		U	5.46		U	5.54
1,2-Dibromoethane	ug/kg					U	5.64		U	5.59		U	5.46		U	5.54
1,2-Dichlorobenzene	ug/kg					U	5.64		U	5.59		U	5.46		U	5.54
1,2-Dichloroethane	ug/kg	*100*	*260*			U	5.64		U	5.59		U	5.46		U	5.54
1,2-Dichloropropane	ug/kg					U	5.64		U	5.59		U	5.46		U	5.54
1,3,5-Trimethylbenzene	ug/kg					U	5.64		U	5.59		U	5.46		U	5.54
1,3-Dichlorobenzene	ug/kg					U	5.64		U	5.59		U	5.46		U	5.54
1,3-Dichloropropane	ug/kg					U	5.64		U	5.59		U	5.46		U	5.54
1,4-Dichlorobenzene	ug/kg					U	5.64		U	5.59		U	5.46		U	5.54
2,2-Dichloropropane	ug/kg					U	5.64		U	5.59		U	5.46		U	5.54
2-Butanone	ug/kg					U	113		U	112		U	109		U	111
2-Chloroethyl vinyl ether	ug/kg					U	11.3		U	11.2		U	10.9		U	11.1
2-Chlorotoluene	ug/kg					U	5.64		U	5.59		U	5.46		U	5.54
2-Hexanone	ug/kg					U	11.3		U	11.2		U	10.9		U	11.1
4-Chlorotoluene	ug/kg					U	5.64		U	5.59		U	5.46		U	5.54
4-Methyl-2-pentanone	ug/kg	*1,200*	*3,520*			U	11.3		U	11.2		U	10.9		U	11.1
Acetone	ug/kg	*200*	*410*			U	113		U	112	10.3	J	109		U	111
Benzene	ug/kg	*60*	*220*			U	5.64		U	5.59		U	5.46		U	5.54
Bromobenzene	ug/kg					U	5.64		U	5.59		U	5.46		U	5.54
Bromochloromethane	ug/kg					U	5.64		U	5.59		U	5.46		U	5.54
Bromodichloromethane	ug/kg					U	5.64		U	5.59		U	5.46		U	5.54
Bromoform	ug/kg					U	5.64		U	5.59		U	5.46		U	5.54
Bromomethane	ug/kg					U	11.3		U	11.2		U	10.9		U	11.1
Carbon disulfide	ug/kg					U	5.64		U	5.59		U	5.46		U	5.54
Carbon tetrachloride	ug/kg					U	5.64		U	5.59		U	5.46		U	5.54
Chlorobenzene	ug/kg					U	5.64		U	5.59		U	5.46		U	5.54
Chloroethane	ug/kg					U	11.3		U	11.2		U	10.9		U	11.1
Chloroform	ug/kg					U	5.64		U	5.59		U	5.46		U	5.54
Chloromethane	ug/kg					U	11.3		U	11.2		U	10.9		U	11.1
cis-1,2-Dichloroethene	ug/kg	(5)	(5)			U	5.64		U	5.59		U	5.46	1.2	J	5.54
cis-1,3-Dichloropropene	ug/kg					U	5.64		U	5.59		U	5.46		U	5.54
Chlorodibromomethane	ug/kg					U	5.64		U	5.59		U	5.46		U	5.54
Dibromomethane	ug/kg					U	5.64		U	5.59		U	5.46		U	5.54
Dichlorodifluoromethane	ug/kg					U	11.3		U	11.2		U	10.9		U	11.1
Ethylbenzene	ug/kg					U	5.64		U	5.59		U	5.46		U	5.54
Hexachlorobutadiene	ug/kg					U	5.64		U	5.59		U	5.46		U	5.54
Isopropylbenzene	ug/kg					U	5.64		U	5.59		U	5.46		U	5.54
m-,p-Xylene	ug/kg	*10,000 (6)*	*4,440 (6)*			U	5.64		U	5.59		U	5.46		U	5.54
Methylene chloride	ug/kg					U	5.64		U	5.59		U	5.46		U	5.54
n-Butylbenzene	ug/kg					U	5.64		U	5.59		U	5.46		U	5.54
n-Propylbenzene	ug/kg					U	5.64		U	5.59		U	5.46		U	5.54
Naphthalene	ug/kg					U	11.3		U	11.2		U	10.9		U	11.1
o-Xylene	ug/kg	*10,000 (6)*	*4,440 (6)*			U	5.64		U	5.59		U	5.46		U	5.54
p-Isopropyltoluene	ug/kg					U	5.64		U	5.59		U	5.46		U	5.54
sec-Butylbenzene	ug/kg					U	5.64		U	5.59		U	5.46		U	5.54
Styrene	ug/kg					U	5.64		U	5.59		U	5.46		U	5.54
tert-Butylbenzene	ug/kg					U	5.64		U	5.59		U	5.46		U	5.54
Tetrachloroethene	ug/kg	1,400	1,400		1	J	5.64	1.4	J	5.59	0.854	J	5.46	2.36	J	5.54
Toluene	ug/kg					U	5.64		U	5.59		U	5.46		U	5.54
trans-1,2-Dichloroethene	ug/kg					U	5.64		U	5.59		U	5.46		U	5.54
trans-1,3-Dichloropropene	ug/kg					U	5.64		U	5.59		U	5.46		U	5.54
Trichloroethene	ug/kg	700	700		7.38		5.64	6.03		5.59	4.55	J	5.46	8.71		5.54
Trichlorofluoromethane	ug/kg					U	11.3		U	11.2		U	10.9		U	11.1
Vinyl acetate	ug/kg					U	11.3		U	11.2		U	10.9		U	11.1
Vinyl chloride	ug/kg					U	11.3		U	11.2		U	10.9		U	11.1

Table 7
ED-2 Disposal Characterization – Summary of Analytical Results
Former Schenectady Army Depot - AOC3

		Direct-	GW												
		Contact Soil	Protection	EP-2-SOILPILE 1W			EP-2-SOILPILE 2W			EP-2-SOILPILE 3E			EP-2-SOILPILE 4E		
		PRG (2)	Soil PRG (3)	5/16/2003			5/16/2003			5/16/2003			5/16/2003		
				soil			soil			soil			soil		
Compound	units			Result		RL	Result		RL	Result		RL	Result		RL
Percent Solids	weight %			90		1	91		1	88.9		1	91.2		1
Metals SW-846 6010B/7000s															
Lead, Total	mg/kg	***29.3***	***60.8 (4)***		U	5.55		U	5.5		U	5.62		U	5.48

Table 8
ED-3 Post Excavation Sampli[illegible] Summary of Analytical Results
Former Schenect[illegible]my Depot - AOC3

		Direct-	GW																									
		Contact Soil	Protection	PES-3-W-1-SWS			PES-3-W-2-SWS			PES-3-W-3-SWS			PES-3-S-1-SWS			PES-3-E-1-SWS			PES-3-E-2-SWS			PES-3-N-1-SWS			PES-3-N-2-SWS		
		PRG (2)	Soil PRG (3)	5/19/2003			5/19/2003			5/19/2003			5/19/2003			5/19/2003			5/19/2003			5/19/2003			5/19/2003		
				soil			soil			soil			soil			soil			soil			soil			soil		
Compound	Units			Result	Q	RL	Result	Q	RL	Result	Q	RL	Result	Q	RL	Result	Q	RL	Result	Q	RL	Result	Q	RL	Result	Q	RL
% Solids	%			90.3		0.01	93.6		0.01	93.5		0.01	89.7		0.01	88.0		0.01	92.7		0.01	94.5		0.01	85.8		0.01
Metals SW-846 6010B/7000s																												
Lead, Total	MG/KG	***29.3***	***60.8 (4)***	90.9		3.8	16.9		2.9	8.2		3.6	27.4		3.5	15.3		3.7	14.2		3.4	25.1		3.3	72.4		3.5
VOCs Method SW-846 8260B (total)		***(5)***	***10,000***																									
Chloromethane	ug/Kg				U	12		U	11		U	10		U	11		U	12		U	12		U	10		U	53
Bromomethane	ug/Kg				U	12		U	11		U	10		U	11		U	12		U	12		U	10		U	53
Vinyl Chloride	ug/Kg				U	12		U	11		U	10		U	11		U	12		U	12		U	10		U	53
Chloroethane	ug/Kg				U	12		U	11		U	10		U	11		U	12		U	12		U	10		U	53
Methylene Chloride	ug/Kg	100	100	12		12	6	J	11	28	B	10	11	J	11	19		12	18		12	5	J	10	43	J	53
Acetone	ug/Kg	***200***	***410***		U	12		U	11		U	10		U	11	13		12		U	12		U	10	41	J	53
Carbon Disulfide	ug/Kg				U	12		U	11		U	10		U	11		U	12		U	12		U	10		U	53
1,1-Dichloroethene	ug/Kg				U	12		U	11		U	10		U	11		U	12		U	12		U	10		U	53
1,1-Dichloroethane	ug/Kg				U	12		U	11		U	10		U	11		U	12		U	12		U	10		U	53
1,2-Dichloroethene (total)	ug/Kg	300	300	5	J	12	4	J	11		U	10		U	11		U	12		U	12		U	10		U	53
Chloroform	ug/Kg				U	12		U	11		U	10		U	11		U	12		U	12		U	10		U	53
1,2-Dichloroethane	ug/Kg	***100***	***260***		U	12		U	11		U	10		U	11		U	12		U	12		U	10		U	53
2-Butanone	ug/Kg				U	12		U	11		U	10		U	11		U	12		U	12		U	10		U	53
1,1,1-Trichloroethane	ug/Kg				U	12		U	11		U	10		U	11		U	12		U	12		U	10		U	53
Carbon Tetrachloride	ug/Kg				U	12		U	11		U	10		U	11		U	12		U	12		U	10		U	53
Bromodichloromethane	ug/Kg				U	12		U	11		U	10		U	11		U	12		U	12		U	10		U	53
1,2-Dichloropropane	ug/Kg				U	12		U	11		U	10		U	11		U	12		U	12		U	10		U	53
cis-1,3-Dichloropropene	ug/Kg				U	12		U	11		U	10		U	11		U	12		U	12		U	10		U	53
Trichloroethene	ug/Kg	700	700	17		12	32		11	17		10	5	J	11	19		12	3	J	12	2	J	10	43	J	53
Dibromochloromethane	ug/Kg				U	12		U	11		U	10		U	11		U	12		U	12		U	10		U	53
1,1,2-Trichloroethane	ug/Kg				U	12		U	11		U	10		U	11		U	12		U	12		U	10		U	53
Benzene	ug/Kg	***60***	***220***		U	12		U	11		U	10		U	11		U	12		U	12		U	10		U	53
Trans-1,3-Dichloropropene	ug/Kg				U	12		U	11		U	10		U	11		U	12		U	12		U	10		U	53
Bromoform	ug/Kg				U	12		U	11		U	10		U	11		U	12		U	12		U	10		U	53
4-Methyl-2-pentanone	ug/Kg	***1,200***	***3,520***		U	12		U	11		U	10		U	11		U	12		U	12		U	10		U	53
2-Hexanone	ug/Kg				U	12		U	11		U	10		U	11		U	12		U	12		U	10		U	53
Tetrachloroethene	ug/Kg	1,400	1,400	2	J	12	8	J	11		U	10		U	11		U	12		U	12		U	10		U	53
1,1,2,2-Tetrachloroethane	ug/Kg				U	12		U	11		U	10		U	11		U	12		U	12		U	10		U	53
Toluene	ug/Kg	1,500	1,500		U	12		U	11		U	10		U	11		U	12		U	12		U	10	6	J	53
Chlorobenzene	ug/Kg	1,700	1,700		U	12		U	11		U	10		U	11		U	12		U	12		U	10	96		53
Ethylbenzene	ug/Kg	5,500	5,500		U	12		U	11		U	10		U	11		U	12		U	12		U	10	66		53
Styrene	ug/Kg				U	12		U	11		U	10		U	11		U	12		U	12		U	10		U	53
Xylene (total)	ug/Kg	***10,000 (6)***	***4,440 (6)***		U	12		U	11		U	10		U	11		U	12		U	12		U	10	110		53
Polynuclear Aromatic Hydrocarbons SW846 8270A																												
Naphthalene	ug/Kg	13,000	13,000		U	740	63	J	710		U	360		U	740		U	380		U	720		U	700	140	J	780
2-Methylnaphthalene	ug/Kg	36,400	36,400	73	J	740	210	J	710		U	360	78	J	740		U	380	85	J	720	88	J	700	250	J	780
Acenaphthylene	ug/Kg				U	740		U	710		U	360		U	740		U	380		U	720		U	700		U	780
Acenaphthene	ug/Kg				U	740		U	710		U	360		U	740		U	380		U	720		U	700	83	J	780
Dibenzofuran	ug/Kg	6,200	6,200		U	740	37	J	710		U	360		U	740		U	380		U	720		U	700		U	780
Fluorene	ug/Kg				U	740		U	710		U	360		U	740		U	380		U	720		U	700	140	J	780
Phenanthrene	ug/Kg	50,000	220,000		U	740	150	J	710		U	360	38	J	740		U	380		U	720	54	J	700	420	J	780
Anthracene	ug/Kg				U	740		U	710		U	360		U	740		U	380		U	720		U	700	66	J	780
Fluoranthene	ug/Kg				U	740		U	710		U	360		U	740		U	380		U	720		U	700		U	780
Pyrene	ug/Kg				U	740		U	710		U	360		U	740		U	380		U	720		U	700	67	J	780
Chrysene	ug/Kg				U	740		U	710		U	360		U	740		U	380		U	720		U	700	46	J	780
Benzo(a)anthracene	ug/Kg	**224**	**10,210**		U	740		U	710		U	360		U	740		U	380		U	720		U	700		U	780
Benzo(b)fluoranthene	ug/Kg	**1,100**	**4,070**		U	740		U	710		U	360		U	740		U	380		U	720		U	700		U	780
Benzo(k)fluoranthene	ug/Kg	**1,100**	**4,070**		U	740		U	710		U	360		U	740		U	380		U	720		U	700		U	780
Benzo(a)pyrene	ug/Kg				U	740		U	710		U	360		U	740		U	380		U	720		U	700		U	780
Indeno(1,2,3-cd)pyrene	ug/Kg				U	740		U	710		U	360		U	740		U	380		U	720		U	700		U	780
Dibenzo(a,h)anthracene	ug/Kg				U	740		U	710		U	360		U	740		U	380		U	720		U	700		U	780
Benzo(g,h,i)perylene	ug/Kg				U	740		U	710		U	360		U	740		U	380		U	720		U	700		U	780

		Direct-	GW				
		Contact Soil	Protection	PES-3-W-1-SWS-2			PES-3-N-2-SWS-2
		PRG (2)	Soil PRG (3)	5/22/2003			5/22/2003
				soil			soil
Compound	units			Result		RL	Result		RL
Percent Solids	%			91.2		1	90.8		1
Metals SW-846 6010B/7000s									
Lead, Total	mg/kg	***29.3***	***60.8 (4)***	23.6		4.99	17.9		5.4

Table 9
ED-3 Disposal Characterization – Summary of Analytical Results
Former Schenectady Army Depot - AOC3

		ED3 COMP1			ED3 COMP2			ED3 COMP3		
		5/30/2003			5/30/2003			5/30/2003		
		Soil			Soil			Soil		
Compound	units	Result		RL	Result		RL	Result		RL
% Solids	%	89.8		0.01	84.9		0.01	93.2		0.01
Cyanide, Reactive	mg/kg		U	0.48		U	0.50		U	0.50
TPH SW-846 8015M										
Petroleum Hydrocarbons	mgkg	895		18.5	1760		39.3	1950		35.8
Sulfide, Reactive	mg/kg		U	41.1		U	54.5		U	49.2
PCBs SW-846 8082										
Aroclor-1016	ug/kg		U	1100		U	1200		U	1100
Aroclor-1221	ug/kg		U	1100		U	1200		U	1100
Aroclor-1232	ug/kg		U	1100		U	1200		U	1100
Aroclor-1242	ug/kg		U	1100		U	1200		U	1100
Aroclor-1248	ug/kg		U	1100		U	1200		U	1100
Aroclor-1254	ug/kg		U	1100		U	1200		U	1100
Aroclor-1260	ug/kg		U	1100		U	1200		U	1100
TCLP VOCs SW-846 8260										
Vinyl Chloride	ug/L		U	50		U	50		U	50
1,1-Dichloroethene	ug/L		U	50		U	50		U	50
Chloroform	ug/L		U	50		U	50		U	50
1,2-Dichloroethane	ug/L		U	50		U	50		U	50
Methylethylketone	ug/L		U	50		U	50		U	50
Carbon Tetrachloride	ug/L		U	50		U	50		U	50
Trichloroethene	ug/L		U	50	20	J	50		U	50
Benzene	ug/L		U	50		U	50		U	50
Tetrachloroethene	ug/L		U	50		U	50		U	50
Chlorobenzene	ug/L		U	50		U	50		U	50
TCLP Metals SW-846 6010										
Silver, TCLP Leachate	ug/L		U	6.3		U	6.3		U	6.3
Arsenic, TCLP Leachate	ug/L		U	50.4		U	50.4	70.5		50.4
Barium, TCLP Leachate	ug/L	233		5.6	438		5.6	420		5.6
Cadmium, TCLP Leachate	ug/L		U	4.7	5.1		4.7	9.4		4.7
Chromium, TCLP Leachate	ug/L		U	7.9		U	7.9		U	7.9
Mercury, TCLP Leachate	ug/L		U	0.10	0.18		0.10		U	0.10
Lead, TCLP Leachate	ug/L		U	38.5		U	38.5	853		38.5
Selenium, TCLP Leachate	ug/L		U	70.3		U	70.3		U	70.3
TCLP Pesticides SW-846 8081										
Heptachlor	ug/L		U	0.50		U	0.50		U	0.50
alpha-Chlordane	ug/L		U	0.50		U	0.50		U	0.50
gamma-Chlordane	ug/L		U	0.50		U	0.50		U	0.50
gamma-BHC (Lindane)	ug/L		U	0.50		U	0.50		U	0.50
Endrin	ug/L		U	1.0		U	1.0		U	1.0
Methoxychlor	ug/L		U	5.0		U	5.0		U	5.0
Toxaphene	ug/L		U	50		U	50		U	50
Heptachlor Epoxide	ug/L		U	0.50		U	0.50		U	0.50
TCLP SVOCs SW-846 8270										
Pyridine	mg/L		U	0.050		U	0.050		U	0.050
1,4-Dichlorobenzene	mg/L		U	0.050		U	0.050		U	0.050
2-Methylphenol	mg/L		U	0.050		U	0.050		U	0.050

Table 9
ED-3 Disposal Characterization – Summary of Analytical Results
Former Schenectady Army Depot - AOC3

		ED3 COMP1			ED3 COMP2			ED3 COMP3		
		5/30/2003			5/30/2003			5/30/2003		
		Soil			Soil			Soil		
3- and/or 4-Methylphenol	mg/L		U	0.050		U	0.050		U	0.050
Hexachloroethane	mg/L		U	0.050		U	0.050		U	0.050
Nitrobenzene	mg/L		U	0.050		U	0.050		U	0.050
Hexachlorobutadiene	mg/L		U	0.050		U	0.050		U	0.050
2,4,6-Trichlorophenol	mg/L		U	0.050		U	0.050		U	0.050
2,4,5-Trichlorophenol	mg/L		U	0.12		U	0.12		U	0.12
2,4-Dinitrotoluene	mg/L		U	0.050		U	0.050		U	0.050
Hexachlorobenzene	mg/L		U	0.050		U	0.050		U	0.050
Pentachlorophenol	mg/L		U	0.12		U	0.12		U	0.12
TCLP Herbicides SW-846 8150										
2,4-D	ug/L		U	10		U	10		U	10
2,4,5-TP (Silvex)	ug/L		U	5.0		U	5.0		U	5.0

Table 10
IV Bottle Post Excavation Sampling – Summary of Analytical Results
Former Schenectady Army Depot - AOC3

		Direct-	GW			
		Contact Soil	Protection	IV Composite		
		PRG (2)	Soil PRG (3)	7/22/2003		
				soil		
Compound	units			Result		RL
Metals SW-846 6010B/7000s						
Antimony, Total	mg/kg			3.39		0.227
Arsenic, Total	mg/kg	16.4(SB)		11.5		0.567
Lead, Total	mg/kg	29.3	60.8 (4)	14.2		0.567
Selenium, Total	mg/kg	1.2(SB)		**7.71**		0.227
Thallium, Total	mg/kg	0.67(SB)		**11.7**		0.113
Aluminum, Total	mg/kg	12,800(SB)		18,900		19.9
Barium, Total	mg/kg	104(SB)		75.3		0.498
Beryllium, Total	mg/kg			0.856		0.498
Cadmium, Total	mg/kg			0.374	J	0.498
Calcium, Total	mg/kg	46,600(SB)		2,090		9.95
Chromium, Total	mg/kg	17.5(SB)		23.4	J	0.995
Cobalt, Total	mg/kg	12.2(SB)		**13.4**		0.995
Copper, Total	mg/kg			36.3		0.995
Iron, Total	mg/kg	25,700(SB)		**39,600**		9.95
Magnesium, Total	mg/kg	13,100(SB)		6,390		24.9
Manganese, Total	mg/kg	875(SB)		457		0.498
Nickel, Total	mg/kg			30.7		1.99
Potassium, Total	mg/kg			2,200		49.8
Silver, Total	mg/kg			1.13	J	1.99
Sodium, Total	mg/kg			54.4		24.9
Vanadium, Total	mg/kg	24(SB)		**29.7**		0.498
Zinc, Total	mg/kg	134(SB)		89.4		0.995
Mercury, Total	mg/kg			0.0326	J	0.284
VOCs Method SW-846 8260B (total)	**ug/kg**	***(5)***	***10,000***			
1,1,1,2-Tetrachloroethane	ug/kg				U	5.67
1,1,1-Trichloroethane	ug/kg				U	5.67
1,1,2,2-Tetrachloroethane	ug/kg				U	5.67
1,1,2-Trichloroethane	ug/kg				U	5.67
1,1-Dichloroethane	ug/kg				U	5.67
1,1-Dichloroethene	ug/kg				U	5.67
1,1-Dichloropropene	ug/kg				U	5.67
1,2,3-Trichlorobenzene	ug/kg				U	5.67
1,2,3-Trichloropropane	ug/kg				U	5.67
1,2,4-Trichlorobenzene	ug/kg				U	5.67
1,2,4-Trimethylbenzene	ug/kg				U	5.67
1,2-Dibromo-3-chloropropane	ug/kg				U	5.67
1,2-Dibromoethane	ug/kg				U	5.67
1,2-Dichlorobenzene	ug/kg				U	5.67
1,2-Dichloroethane	ug/kg	***100***	***260***		U	5.67
1,2-Dichloropropane	ug/kg				U	5.67
1,3,5-Trimethylbenzene	ug/kg				U	5.67
1,3-Dichlorobenzene	ug/kg				U	5.67
1,3-Dichloropropane	ug/kg				U	5.67
1,4-Dichlorobenzene	ug/kg				U	5.67
2,2-Dichloropropane	ug/kg				U	5.67
2-Butanone	ug/kg				U	113
2-Chloroethyl vinyl ether	ug/kg				U	11.3
2-Chlorotoluene	ug/kg				U	5.67
2-Hexanone	ug/kg				U	11.3
4-Chlorotoluene	ug/kg				U	5.67
4-Methyl-2-pentanone	ug/kg	***1,200***	***3,520***		U	11.3
Acetone	ug/kg	***200***	***410***		U	113

Table 10
IV Bottle Post Excavation Sampling – Summary of Analytical Results
Former Schenectady Army Depot - AOC3

		Direct-	GW			
		Contact Soil	Protection	IV Composite		
		PRG (2)	Soil PRG (3)	7/22/2003		
				soil		
Compound	units			Result		RL
Benzene	ug/kg	*60*	*220*		U	5.67
Bromobenzene	ug/kg				U	5.67
Bromochloromethane	ug/kg				U	5.67
Bromodichloromethane	ug/kg				U	5.67
Bromoform	ug/kg				U	5.67
Bromomethane	ug/kg				U	11.3
Carbon disulfide	ug/kg				U	5.67
Carbon tetrachloride	ug/kg				U	5.67
Chlorobenzene	ug/kg				U	5.67
Chloroethane	ug/kg				U	11.3
Chloroform	ug/kg				U	5.67
Chloromethane	ug/kg				U	11.3
cis-1,2-Dichloroethene	ug/kg				U	5.67
cis-1,3-Dichloropropene	ug/kg				U	5.67
Chlorodibromomethane	ug/kg				U	5.67
Dibromomethane	ug/kg				U	5.67
Dichlorodifluoromethane	ug/kg				U	11.3
Ethylbenzene	ug/kg				U	5.67
Hexachlorobutadiene	ug/kg				U	5.67
Isopropylbenzene	ug/kg				U	5.67
m-,p-Xylene	ug/kg	*10,000 (6)*	*4,440 (6)*		U	5.67
Methylene chloride	ug/kg				U	5.67
n-Butylbenzene	ug/kg				U	5.67
n-Propylbenzene	ug/kg				U	5.67
Naphthalene	ug/kg				U	11.3
o-Xylene	ug/kg	*10,000 (6)*	*4,440 (6)*		U	5.67
p-Isopropyltoluene	ug/kg				U	5.67
sec-Butylbenzene	ug/kg				U	5.67
Styrene	ug/kg				U	5.67
tert-Butylbenzene	ug/kg				U	5.67
Tetrachloroethene	ug/kg				U	5.67
Toluene	ug/kg				U	5.67
trans-1,2-Dichloroethene	ug/kg				U	5.67
trans-1,3-Dichloropropene	ug/kg				U	5.67
Trichloroethene	ug/kg				U	5.67
Trichlorofluoromethane	ug/kg				U	11.3
Vinyl acetate	ug/kg				U	11.3
Vinyl chloride	ug/kg				U	11.3
SVOCs Method SW-846 8270C						
1,2,4-Trichlorobenzene	ug/kg				U	191
1,2-Dichlorobenzene	ug/kg				U	191
1,3-Dichlorobenzene	ug/kg				U	191
1,4-Dichlorobenzene	ug/kg				U	191
2,4,5-Trichlorophenol	ug/kg				U	191
2,4,6-Trichlorophenol	ug/kg				U	191
2,4-Dichlorophenol	ug/kg				U	191
2,4-Dimethylphenol	ug/kg				U	191
2,4-Dinitrophenol	ug/kg				U	955
2,4-Dinitrotoluene	ug/kg				U	191
2,6-Dinitrotoluene	ug/kg				U	191
2-Chloronaphthalene	ug/kg				U	191
2-Chlorophenol	ug/kg				U	191
2-Methylnaphthalene	ug/kg	*36,400*	*13,450*		U	191
2-Methylphenol	ug/kg	*100*	*280*		U	191

Table 10
IV Bottle Post Excavation Sampling – Summary of Analytical Results
Former Schenectady Army Depot - AOC3

		Direct-	GW			
		Contact Soil	Protection	IV Composite		
		PRG (2)	Soil PRG (3)	7/22/2003		
				soil		
Compound	units			Result		RL
2-Nitroaniline	ug/kg				U	955
2-Nitrophenol	ug/kg				U	191
3,3'-Dichlorobenzidine	ug/kg				U	382
3-,4-Methylphenol	ug/kg				U	191
3-Nitroaniline	ug/kg				U	955
4,6-Dinitro-2-methylphenol	ug/kg				U	955
4-Bromophenyl-phenylether	ug/kg				U	191
4-Chloro-3-methylphenol	ug/kg				U	191
4-Chloroaniline	ug/kg				U	191
4-Chlorophenyl-phenyl ether	ug/kg				U	191
4-Nitroaniline	ug/kg				U	955
4-Nitrophenol	ug/kg				U	955
Acenaphthene	ug/kg				U	191
Acenaphthylene	ug/kg				U	191
Anthracene	ug/kg				U	191
Benzo(a)anthracene	ug/kg	***224***	***10,210***		U	191
Benzo(a)pyrene	ug/kg				U	191
Benzo(b)fluoranthene	ug/kg	***1,100***	***4,070***		U	191
Benzo(g,h,i)Perylene	ug/kg				U	191
Benzo(k)fluoranthene	ug/kg	***1,100***	***4,070***		U	191
Benzoic acid	ug/kg				U	955
Benzyl alcohol	ug/kg				U	191
Bis(2-Chloroethoxy)Methane	ug/kg				U	191
Bis(2-Chloroethyl)ether	ug/kg				U	191
bis(2-Chloroisopropyl)ether	ug/kg				U	191
bis(2-Ethylhexyl)phthalate	ug/kg				U	191
Butylbenzylphthalate	ug/kg				U	191
Chrysene	ug/kg	***400***	***1,480***		U	191
Di-N-Butylphthalate	ug/kg				U	191
Di-n-octylphthalate	ug/kg				U	191
Dibenzo(a,h)Anthracene	ug/kg	***14***	***6.1x10E9***		U	191
Dibenzofuran	ug/kg				U	191
Diethylphthalate	ug/kg				U	191
Dimethylphthalate	ug/kg				U	191
Fluoranthene	ug/kg				U	191
Fluorene	ug/kg				U	191
Hexachlorobenzene	ug/kg				U	191
Hexachlorobutadiene	ug/kg				U	191
Hexachlorocyclopentadiene	ug/kg				U	191
Hexachloroethane	ug/kg				U	191
Indeno(1,2,3-cd)pyrene	ug/kg	***3,200***	***11,840***		U	191
Isophorone	ug/kg				U	191
N-Nitrosodiphenylamine	ug/kg				U	191
N-Nitrosodipropylamine	ug/kg				U	191
Naphthalene	ug/kg				U	191
Nitrobenzene	ug/kg				U	191
Pentachlorophenol	ug/kg				U	955
Phenanthrene	ug/kg				U	191
Phenol	ug/kg	***30***	***100***		U	191
Pyrene	ug/kg				U	191

Table 11
Backfill Sampling Summary of Analytical Results
Former Schenectady Army Depot - AOC3

		Direct-	GW									
		Contact Soil	Protection	BACKFILL 1			BACKFILL 2			BACKFILL 3		
		PRG (2)	Soil PRG (3)	5/14/2003			5/14/2003			5/14/2003		
				soil			soil			soil		
Compound	units			Result		RL	Result		RL	Result		RL
PCBs SW-8082 (total)	**ug/kg**	***1,000***	***10,000***									
Aroclor-1016	ug/kg				U	18		U	17.1		U	17.3
Aroclor-1221	ug/kg				U	18		U	17.1		U	17.3
Aroclor-1232	ug/kg				U	18		U	17.1		U	17.3
Aroclor-1242	ug/kg				U	18		U	17.1		U	17.3
Aroclor-1248	ug/kg				U	18		U	17.1		U	17.3
Aroclor-1254	ug/kg				U	18		U	17.1		U	17.3
Aroclor-1260	ug/kg				U	18		U	17.1		U	17.3
Metals SW-846 6010B/7000s												
Antimony, Total	mg/kg				U	0.219		U	0.196		U	0.223
Arsenic, Total	mg/kg	16.4(SB)	(5)	3.54		0.546	4.63		0.489	3.56		0.557
Lead, Total	mg/kg	***29.3***	***60.8 (4)***	9.03		0.546	10.3		0.489	7.9		0.557
Selenium, Total	mg/kg	1.2(SB)	(5)	0.364		0.219	0.445		0.196	0.273		0.223
Thallium, Total	mg/kg	0.67(SB)	(5)		U	0.109	0.0912	J	0.0978		U	0.111
Aluminum, Total	mg/kg	12,800(SB)	(5)	7710		1080	8230		1050	9680		1040
Barium, Total	mg/kg	104(SB)	(5)	43.2		27	61.4		26.2	42.6		25.9
Beryllium, Total	mg/kg				U	27		U	26.2		U	25.9
Cadmium, Total	mg/kg				U	27		U	26.2		U	25.9
Calcium, Total	mg/kg	46,600(SB)	(5)	26100		541	31700		524	43700		518
Chromium, Total	mg/kg	17.5(SB)	(5)	11.3	J	54.1	11.8	J	52.4	14	J	51.8
Cobalt, Total	mg/kg	12.2(SB)	(5)		U	54.1	7.11	J	52.4	6.59	J	51.8
Copper, Total	mg/kg				U	54.1		U	52.4		U	51.8
Iron, Total	mg/kg	25,700(SB)	(5)	18700		108	20400		105	22600		104
Magnesium, Total	mg/kg	13,100(SB)	(5)	7720		1350	9790		1310	10800		1290
Manganese, Total	mg/kg	875(SB)	(5)	338		27	390		26.2	435		25.9
Nickel, Total	mg/kg				U	108		U	105		U	104
Potassium, Total	mg/kg				U	2700		U	2620		U	2590
Silver, Total	mg/kg				U	108		U	105		U	104
Sodium, Total	mg/kg				U	1350		U	1310		U	1290
Vanadium, Total	mg/kg	24(SB)	(5)	14.5	J	27	14.8	J	26.2	16.7	J	25.9
Zinc, Total	mg/kg	134(SB)	(5)	50.1	J	54.1	54.6		52.4	60.2		51.8
Mercury, Total	mg/kg				U	0.273		U	0.259		U	0.262
Chlorinated Herbicides SW-846 8151												
2,4,5-T	ug/kg				U	4.37		U	40.9		U	4.18
2,4,5-TP (Silvex)	ug/kg				U	3.27		U	30.7		U	3.13
2,4-D	ug/kg				U	43.7		U	409		U	41.8
2,4-DB	ug/kg				U	43.7		U	409		U	41.8
Dinoseb	ug/kg				U	21.8		U	205		U	20.9
Dalapon	ug/kg				U	109		U	1020		U	104
Dicamba	ug/kg				U	4.37		U	40.9		U	4.18
Dichloroprop	ug/kg				U	43.7		U	409		U	41.8
MCPA	ug/kg				U	4370		U	40900		U	4180
MCPP	ug/kg				U	4370		U	40900		U	4180
Pentachlorophenol	ug/kg				U	4.37		U	40.9		U	4.18
VOCs Method SW-846 8260B (total)	**ug/kg**	***(5)***	***10,000***									
1,1,1,2-Tetrachloroethane	ug/kg				U	5.46		U	5.19		U	5.23
1,1,1-Trichloroethane	ug/kg				U	5.46		U	5.19		U	5.23
1,1,2,2-Tetrachloroethane	ug/kg				U	5.46		U	5.19		U	5.23
1,1,2-Trichloroethane	ug/kg				U	5.46		U	5.19		U	5.23

Table 11
Backfill Sampling Summary of Analytical Results
Former Schenectady Army Depot - AOC3

		Direct-	GW									
		Contact Soil	Protection	BACKFILL 1			BACKFILL 2			BACKFILL 3		
		PRG (2)	Soil PRG (3)	5/14/2003			5/14/2003			5/14/2003		
1,1-Dichloroethane	ug/kg				U	5.46		U	5.19		U	5.23
1,1-Dichloroethene	ug/kg				U	5.46		U	5.19		U	5.23
1,1-Dichloropropene	ug/kg				U	5.46		U	5.19		U	5.23
1,2,3-Trichlorobenzene	ug/kg				U	5.46		U	5.19		U	5.23
1,2,3-Trichloropropane	ug/kg				U	5.46		U	5.19		U	5.23
1,2,4-Trichlorobenzene	ug/kg				U	5.46		U	5.19		U	5.23
1,2,4-Trimethylbenzene	ug/kg				U	5.46		U	5.19		U	5.23
1,2-Dibromo-3-chloropropane	ug/kg				U	5.46		U	5.19		U	5.23
1,2-Dibromoethane	ug/kg				U	5.46		U	5.19		U	5.23
1,2-Dichlorobenzene	ug/kg				U	5.46		U	5.19		U	5.23
1,2-Dichloroethane	ug/kg	*100*	*260*		U	5.46		U	5.19		U	5.23
1,2-Dichloropropane	ug/kg				U	5.46		U	5.19		U	5.23
1,3,5-Trimethylbenzene	ug/kg				U	5.46		U	5.19		U	5.23
1,3-Dichlorobenzene	ug/kg				U	5.46		U	5.19		U	5.23
1,3-Dichloropropane	ug/kg				U	5.46		U	5.19		U	5.23
1,4-Dichlorobenzene	ug/kg				U	5.46		U	5.19		U	5.23
2,2-Dichloropropane	ug/kg				U	5.46		U	5.19		U	5.23
2-Butanone	ug/kg				U	109		U	104		U	105
2-Chloroethyl vinyl ether	ug/kg				U	10.9		U	10.4		U	10.5
2-Chlorotoluene	ug/kg				U	5.46		U	5.19		U	5.23
2-Hexanone	ug/kg				U	10.9		U	10.4		U	10.5
4-Chlorotoluene	ug/kg				U	5.46		U	5.19		U	5.23
4-Methyl-2-pentanone	ug/kg	*1,200*	*3,520*		U	10.9		U	10.4		U	10.5
Acetone	ug/kg	*200*	*410*		U	109		U	104		U	105
Benzene	ug/kg	*60*	*220*		U	5.46		U	5.19		U	5.23
Bromobenzene	ug/kg				U	5.46		U	5.19		U	5.23
Bromochloromethane	ug/kg				U	5.46		U	5.19		U	5.23
Bromodichloromethane	ug/kg				U	5.46		U	5.19		U	5.23
Bromoform	ug/kg				U	5.46		U	5.19		U	5.23
Bromomethane	ug/kg				U	10.9		U	10.4		U	10.5
Carbon disulfide	ug/kg				U	5.46		U	5.19		U	5.23
Carbon tetrachloride	ug/kg				U	5.46		U	5.19		U	5.23
Chlorobenzene	ug/kg				U	5.46		U	5.19		U	5.23
Chloroethane	ug/kg				U	10.9		U	10.4		U	10.5
Chloroform	ug/kg				U	5.46		U	5.19		U	5.23
Chloromethane	ug/kg				U	10.9		U	10.4		U	10.5
cis-1,2-Dichloroethene	ug/kg				U	5.46		U	5.19		U	5.23
cis-1,3-Dichloropropene	ug/kg				U	5.46		U	5.19		U	5.23
Chlorodibromomethane	ug/kg				U	5.46		U	5.19		U	5.23
Dibromomethane	ug/kg				U	5.46		U	5.19		U	5.23
Dichlorodifluoromethane	ug/kg				U	10.9		U	10.4		U	10.5
Ethylbenzene	ug/kg				U	5.46		U	5.19		U	5.23
Hexachlorobutadiene	ug/kg				U	5.46		U	5.19		U	5.23
Isopropylbenzene	ug/kg				U	5.46		U	5.19		U	5.23
m-,p-Xylene	ug/kg	*10,000 (6)*	*4,440 (6)*		U	5.46		U	5.19		U	5.23
Methylene chloride	ug/kg				U	5.46		U	5.19		U	5.23
n-Butylbenzene	ug/kg				U	5.46		U	5.19		U	5.23
n-Propylbenzene	ug/kg				U	5.46		U	5.19		U	5.23
Naphthalene	ug/kg				U	10.9		U	10.4		U	10.5
o-Xylene	ug/kg	*10,000 (6)*	*4,440 (6)*		U	5.46		U	5.19		U	5.23
p-Isopropyltoluene	ug/kg				U	5.46		U	5.19		U	5.23
sec-Butylbenzene	ug/kg				U	5.46		U	5.19		U	5.23
Styrene	ug/kg				U	5.46		U	5.19		U	5.23
tert-Butylbenzene	ug/kg				U	5.46		U	5.19		U	5.23
Tetrachloroethene	ug/kg				U	5.46		U	5.19		U	5.23

Table 11
Backfill Sampling Summary of Analytical Results
Former Schenectady Army Depot - AOC3

		Direct-	GW									
		Contact Soil	Protection	BACKFILL 1			BACKFILL 2			BACKFILL 3		
		PRG (2)	Soil PRG (3)	5/14/2003			5/14/2003			5/14/2003		
Toluene	ug/kg				U	5.46		U	5.19		U	5.23
trans-1,2-Dichloroethene	ug/kg				U	5.46		U	5.19		U	5.23
trans-1,3-Dichloropropene	ug/kg				U	5.46		U	5.19		U	5.23
Trichloroethene	ug/kg				U	5.46		U	5.19		U	5.23
Trichlorofluoromethane	ug/kg				U	10.9		U	10.4		U	10.5
Vinyl acetate	ug/kg				U	10.9		U	10.4		U	10.5
Vinyl chloride	ug/kg				U	10.9		U	10.4		U	10.5
SVOCs Method SW-846 8270C												
1,2,4-Trichlorobenzene	ug/kg				U	180		U	171		U	172
1,2-Dichlorobenzene	ug/kg				U	180		U	171		U	172
1,3-Dichlorobenzene	ug/kg				U	180		U	171		U	172
1,4-Dichlorobenzene	ug/kg				U	180		U	171		U	172
2,4,5-Trichlorophenol	ug/kg				U	180		U	171		U	172
2,4,6-Trichlorophenol	ug/kg				U	180		U	171		U	172
2,4-Dichlorophenol	ug/kg				U	180		U	171		U	172
2,4-Dimethylphenol	ug/kg				U	180		U	171		U	172
2,4-Dinitrophenol	ug/kg				U	900		U	855		U	862
2,4-Dinitrotoluene	ug/kg				U	180		U	171		U	172
2,6-Dinitrotoluene	ug/kg				U	180		U	171		U	172
2-Chloronaphthalene	ug/kg				U	180		U	171		U	172
2-Chlorophenol	ug/kg				U	180		U	171		U	172
2-Methylnaphthalene	ug/kg	*36,400*	*13,450*		U	180		U	171		U	172
2-Methylphenol	ug/kg	*100*	*280*		U	180		U	171		U	172
-Nitroaniline	ug/kg				U	900		U	855		U	862
2-Nitrophenol	ug/kg				U	180		U	171		U	172
3,3'-Dichlorobenzidine	ug/kg				U	360		U	342		U	345
3-,4-Methylphenol	ug/kg				U	180		U	171		U	172
3-Nitroaniline	ug/kg				U	900		U	855		U	862
4,6-Dinitro-2-methylphenol	ug/kg				U	900		U	855		U	862
4-Bromophenyl-phenylether	ug/kg				U	180		U	171		U	172
4-Chloro-3-methylphenol	ug/kg				U	180		U	171		U	172
4-Chloroaniline	ug/kg				U	180		U	171		U	172
4-Chlorophenyl-phenyl ether	ug/kg				U	180		U	171		U	172
4-Nitroaniline	ug/kg				U	900		U	855		U	862
4-Nitrophenol	ug/kg				U	900		U	855		U	862
Acenaphthene	ug/kg				U	180		U	171		U	172
Acenaphthylene	ug/kg				U	180		U	171		U	172
Anthracene	ug/kg				U	180		U	171		U	172
Benzo(a)anthracene	ug/kg	*224*	*10,210*		U	180		U	171		U	172
Benzo(a)pyrene	ug/kg				U	180		U	171		U	172
Benzo(b)fluoranthene	ug/kg	*1,100*	*4,070*		U	180		U	171		U	172
Benzo(g,h,i)Perylene	ug/kg				U	180		U	171		U	172
Benzo(k)fluoranthene	ug/kg	*1,100*	*4,070*		U	180		U	171		U	172
Benzoic acid	ug/kg				U	900		U	855		U	862
Benzyl alcohol	ug/kg				U	180		U	171		U	172
Bis(2-Chloroethoxy)Methane	ug/kg				U	180		U	171		U	172
Bis(2-Chloroethyl)ether	ug/kg				U	180		U	171		U	172
bis(2-Chloroisopropyl)ether	ug/kg				U	180		U	171		U	172
bis(2-Ethylhexyl)phthalate	ug/kg				U	180		U	171		U	172
Butylbenzylphthalate	ug/kg				U	180		U	171		U	172
Chrysene	ug/kg	*400*	*1,480*		U	180		U	171		U	172
i-N-Butylphthalate	ug/kg				U	180		U	171		U	172
Di-n-octylphthalate	ug/kg				U	180		U	171		U	172
Dibenzo(a,h)Anthracene	ug/kg	*14*	*6.1x10E9*		U	180		U	171		U	172

Table 11
Backfill Sampling Summary of Analytical Results
Former Schenectady Army Depot - AOC3

		Direct-	GW									
		Contact Soil	Protection	BACKFILL 1			BACKFILL 2			BACKFILL 3		
		PRG (2)	Soil PRG (3)	5/14/2003			5/14/2003			5/14/2003		
Dibenzofuran	ug/kg				U	180		U	171		U	172
Diethylphthalate	ug/kg				U	180		U	171		U	172
Dimethylphthalate	ug/kg				U	180		U	171		U	172
Fluoranthene	ug/kg				U	180		U	171		U	172
Fluorene	ug/kg				U	180		U	171		U	172
Hexachlorobenzene	ug/kg				U	180		U	171		U	172
Hexachlorobutadiene	ug/kg				U	180		U	171		U	172
Hexachlorocyclopentadiene	ug/kg				U	180		U	171		U	172
Hexachloroethane	ug/kg				U	180		U	171		U	172
Indeno(1,2,3-cd)pyrene	ug/kg	*3,200*	*11,840*		U	180		U	171		U	172
Isophorone	ug/kg				U	180		U	171		U	172
N-Nitrosodiphenylamine	ug/kg				U	180		U	171		U	172
N-Nitrosodipropylamine	ug/kg				U	180		U	171		U	172
Naphthalene	ug/kg				U	180		U	171		U	172
Nitrobenzene	ug/kg				U	180		U	171		U	172
Pentachlorophenol	ug/kg				U	900		U	855		U	862
Phenanthrene	ug/kg				U	180		U	171		U	172
Phenol	ug/kg	*30*	*100*		U	180		U	171		U	172
Pyrene	ug/kg				U	180		U	171		U	172
Chlorinated Pesticides SW-846 8081A (total)	**ug/kg**	*(5)*	*10,000*									
4,4'-DDD	ug/kg				U	3.6		U	3.42		U	3.45
4,4'-DDE	ug/kg	*2,100*	*16,280*		U	3.6		U	3.42		U	3.45
4,4'-DDT	ug/kg	*2,100*	*8,990*		U	3.6		U	3.42		U	3.45
ldrin	ug/kg				U	1.8		U	1.71		U	1.73
alpha-BHC	ug/kg				U	1.8		U	1.71		U	1.73
alpha Chlordane	ug/kg				U	1.8		U	1.71		U	1.73
beta-BHC	ug/kg				U	1.8		U	1.71		U	1.73
delta-BHC	ug/kg				U	1.8		U	1.71		U	1.73
Dieldrin	ug/kg				U	3.6		U	3.42		U	3.45
Endosulfan I	ug/kg				U	1.8		U	1.71		U	1.73
Endosulfan II	ug/kg				U	3.6		U	3.42		U	3.45
Endosulfan sulfate	ug/kg				U	3.6		U	3.42		U	3.45
Endrin	ug/kg				U	3.6		U	3.42		U	3.45
Endrin aldehyde	ug/kg				U	3.6		U	3.42		U	3.45
Endrin ketone	ug/kg				U	3.6		U	3.42		U	3.45
gamma-BHC (Lindane)	ug/kg				U	1.8		U	1.71		U	1.73
gamma Chlordane	ug/kg				U	1.8		U	1.71		U	1.73
Heptachlor	ug/kg				U	1.8		U	1.71		U	1.73
Heptachlor epoxide	ug/kg				U	1.8		U	1.71		U	1.73
Methoxychlor	ug/kg				U	18		U	17.1		U	17.3
Toxaphene	ug/kg				U	36		U	34.2		U	34.5

FIGURES

File: L:\project\8[illegible]0\838360A2.dwg
Plot Date/Time: Feb 10, 2004 – 1:51pm
Plotted By: Samuil.Shkolnik

Xref:
Image: 838360.TIF

OFFICE	DATE	DESIGNED BY	DRAWN BY	CHECKED BY	APPROVED BY	DRAWING NUMBER
ALBANY, NY	02/04/04	A. GRAHAM	S. SHKOLNIK			838360A2

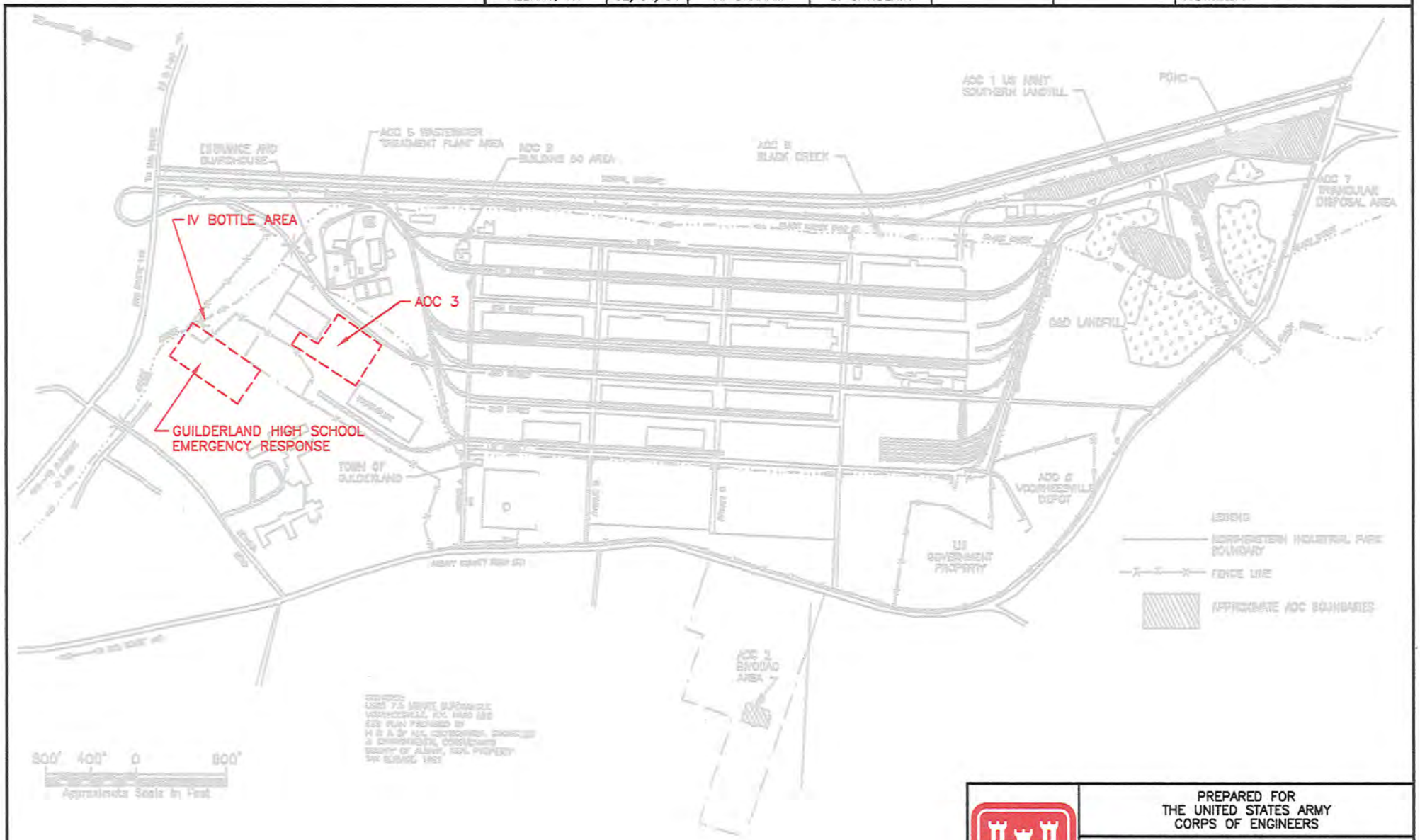

REFERENCE:

BASE MAP SOURCE: PARSONS ENGINEERING SCIENCE, INC.

PREPARED FOR
THE UNITED STATES ARMY
CORPS OF ENGINEERS

FIGURE 1
SITE WIDE MAP
FORMER SCHENECTADY ARMY DEPOT–VOORHEESVILLE AREA
GULDERLAND, NEW YORK

DESIGNED BY	A. GRAHAM	02/05/04	CHECKED BY		
DRAWN BY	S. SHKOLNIK	02/05/04	APPROVED BY		

SCALE:	DRAWING NO.	SHEET NO.	REVISION NO.
AS SHOWN	838360A2		

OFFICE ALBANY, NY | DRAWING NUMBER 838360B5

EXCAVATION ED-1

EXISTING WAREHOUSE

PROPOSED WAREHOUSE EXPANSION

EXCAVATION ED-2

EXCAVATION ED-3

SB-22 SB-23 SB-24 SB-25 SB-04 SB-05 SB-02 SB-03 SB-40 SB-38 SB-36 SB-31 SB-35 SB-15 SB-12 SB-39 SB-30 PZ-30 SB-26 SB-13 SB-34 SB-14 SB-06 PZ-06 SB-27 SB-37 SB-33 SB-16 SB-28 SB-10 SB-29

LEGEND

SB-14 SOIL BORING

PZ-06 PIEZOMETER

SCALE

0 60 120 FEET

REV	DATE	BY	CHK'D	APR'VD	DESCRIPTION/ISSUE

PREPARED FOR
THE UNITED STATES ARMY
CORPS OF ENGINEERS

FIGURE 2
AOC3 SITE MAP
FORMER SCHENECTADY
ARMY DEPOT-AOC 3

DESIGNED BY	A. GRAHAM	08/26/03	CHECKED BY		
DRAWN BY	S. SHKOLNIK	08/26/03	APPROVED BY		
SCALE: 1" = 60'	DRAWING NO. 838360B5		SHEET NO.		REVISION NO.

L:\project\838360\838360B5.dwg
Plot Date/Time: 02/10/04 01:50pm
Format Revised: 12/15/99
Image: .
Xref: sitebase2

OFFICE ALBANY, NY

DRAWING NUMBER 838360B6

IV BOTTLE EXCAVATION

LEGEND

TP-4 TEST PIT

MW-5 MONITORING WELL

TP-1

TP-2

TP-3

MW-5

TP-4

MW-8

EXISTING WAREHOUSE

SCALE

0 60 120 FEET

REV	DATE	BY	CHK'D	APR'VD	DESCRIPTION/ISSUE

PREPARED FOR
THE UNITED STATES ARMY
CORPS OF ENGINEERS

FIGURE 3
ANOMALY AND IV BOTTLE SITE MAP
FORMER SCHENECTADY
ARMY DEPOT-AOC 3

DESIGNED BY	A. GRAHAM	08/26/03	CHECKED BY		
DRAWN BY	S. SHKOLNIK	08/26/03	APPROVED BY		
SCALE: 1" = 60'	DRAWING NO. 838360B6		SHEET NO.		REVISION NO.

L:\project\838360\838360B6.dwg
Plot Date/Time: 02/10/04 01:50pm
Format Revised: 12/15/99
Image: .
Xref: sitebase2

OFFICE ALBANY, NY

DRAWING NUMBER 838360B8

SCALE
0 150 300 FEET

MW-6

MW-5

MW-4-2

MW-7 O

MW-2

EXCAVATION ED-1

BUILDING 28

PROPOSED WAREHOUSE EXPANSION

MW-3

EXCAVATION ED-2

EXCAVATION ED-3

MW-1

LEGEND

MW-5 QUARTERLY SAMPLING MONITORING WELL

MW-6 OTHER MONITORING WELL

MW-7 O MONITORING WELL (DESTROYED)

PREPARED FOR
THE UNITED STATES ARMY
CORPS OF ENGINEERS

FIGURE 4
MONITORING WELL LOCATION MAP
FORMER SCHENECTADY
ARMY DEPOT-A03

DESIGNED BY	A. GRAHAM	02/04/04	CHECKED BY		
DRAWN BY	S. SHKOLNIK	02/04/04	APPROVED BY		
SCALE: 1" = 150'	DRAWING NO. 838360B8		SHEET NO.		REVISION NO.

L:\project\8383ov\838360B8.dwg
Plot Date/Time: 02/10/04 01:49pm
Format Revised: 12/15/99
Image: .
Xref: sitebase3

APPENDIX A
PROJECT CORRESPONDENCE

DEPARTMENT OF THE ARMY
NEW YORK DISTRICT, CORPS OF ENGINEERS
JACOB K. JAVITS FEDERAL BUILDING
NEW YORK, N.Y. 10278-0090
July 3, 2003

REPLY TO
ATTENTION OF

Programs and Project Management Division

New York State Department of Environmental Conservation
Division of Environmental Remediation,
Bureau of Eastern Remedial Action
c/o Mr. George Momberger
625 Broadway, 11th Floor
Albany, New York 12233-7015

RE: REMOVAL OF LYOPHILIZED PLASMA BOTTLES AT THE FORMER SCHENECTADY ARMY DEPOT – VOORHEESVILLE AREA (FSADVA), GUILDERLAND, NEW YORK

Dear Mr. Momberger:

As you know, the metallic cans containing bottles of distilled water with a weak citric acid solution, tubing, intravenous needles and bottles containing lyophilized (or freeze dried) blood plasma were completely removed from the property currently owned by the Guilderland School District during the clean up work we had performed in the September – November 2002 timeframe. The disposal trench, however, was found to extend under the current property fence onto the property of Northeastern Industrial Park; this portion of property was also part of FSADVA. The bottles were found to be both above and below the water table in an isolated area of the Northeastern Industrial Park.

Our remediation personnel are currently mobilized in the proximity of the area where these cans and bottles have been found on the Northeastern Industrial Park property; we are removing impacted soils from the former burn pits at Area of Concern (AOC) 3 at FSADVA. We intend to remove any of the cans and bottles discovered above the water table before leaving the site. Considering that removal of these items below the water table would be costly and impractical, given their minimal risk, we will not attempt to remove them. All of the bottles and cans recovered from above the water table will be isolated from the surrounding soils and disposed of in appropriate containers; if this is not possible, then the bottles and surrounding soils will be disposed of in bulk. The transportation and disposal of these materials will be accomplished in accordance with applicable laws and regulations, as previously performed. We will inform you of the dates when we intend to perform this work.

Your concurrence with this approach is requested.

Please contact me at (212) 264-5581 should you have any questions regarding this matter.

Sincerely,

Gregory J. Goepfert
Project Manager

cc: State of New York, Department of Health (Ms. Charlotte Bethoney)
Albany County Department of Health (Mr. Ronald Groves, P.E.)
Galesi Group (Mr. Steve Porter, Esq.)

DEPARTMENT OF THE ARMY
NEW YORK DISTRICT, CORPS OF ENGINEERS
JACOB K. JAVITS FEDERAL BUILDING
NEW YORK, N.Y. 10278-0090
August 11, 2003

REPLY TO
ATTENTION OF

Programs and Project Management Division

New York State Department of Environmental Conservation
Division of Environmental Remediation,
Bureau of Eastern Remedial Action
c/o Ms. Heather Bishop
625 Broadway, 11th Floor
Albany, New York 12233-7015

RE: INTERIM REMOVAL ACTION AT AREA OF CONCERN (AOC) 3 AT THE FORMER SCHENECTADY ARMY DEPOT – VOORHEESVILLE AREA (FSADVA), GUILDERLAND, NEW YORK

Dear Ms. Bishop:

We have received your letter, dated July 11, 2003, in which you concurred with our assessment that the project objectives where met at excavation "ED-3," i.e., one of the excavations at the former burn pit area designated as AOC 3. I will forward you copies of all hauling manifests you had requested under separate cover, as part of the final report for this interim action.

In response to your concern regarding the lyophilized plasma bottles, the following is provided:

On May 20, 2003, Mr. George Momberger (New York State Department of Environmental Conservation) and yourself witnessed the excavation of several test pits in the northwest sector of FSADVA, adjacent to the area where lyophilized plasma bottles were discovered on the Guilderland Central School District property. The test pits were excavated to a depth of approximately five feet below the water table; on that date, groundwater was encountered at eight feet below the ground surface. Test pits excavated prior to locating the bottles isolated their location to a narrow area within approximately five to ten feet of the fenceline (between FSADVA and the school property). Several bottles were discovered beneath the water table during the excavation of test pits, and were left in place prior to backfilling the test pits. The backfilled area was marked with stakes.

On July 22, 2003, an attempt was made to recover all bottles above the water table at the location where test pits indicated their presence. A significant lowering of the water table was evidenced from May 20th; groundwater was encountered at approximately 16 feet below the

08/13/2003 10:30 #091 P.002/002
From:26WH15620

ground surface, and excavation continued approximately one to two feet below the water table. Down-wind dust monitoring was conducted during excavation activities. Three intact bottles and pieces of tubing were found, and manually segregated from the excavated material. The excavation continued until no evidence of the bottles was visible in the bottom or sidewalls of the excavation. Therefore, the limits of the existence of bottles have been defined and there are no more bottles remaining in this area. The bottles and tubing were crushed and the needles were rendered unrecognizable for disposal.

Based upon our agreement at the site, a composite sample of the excavated soils was taken, and will be analyzed for the presence of volatile and semi-volatile organic compounds and metals. The results will be provided to you in the final report for this interim action. Further, the surveyed location where the bottles were found will be noted in this report.

Please contact me at (212) 264-5581 should you have any questions regarding this matter.

Sincerely,

Gregory J. Goepfert
Project Manager

cc: State of New York, Department of Health (Ms. Charlotte Bethoney)
Albany County Department of Health (Mr. Ronald Groves, P.E.)
Galesi Group (Mr. Steve Porter, Esq.)

From:26WH15620 08/13/2003 10:30 #091 P.003/004

New York State Department of Environmental Conservation
Division of Environmental Remediation
Bureau of Eastern Remedial Action, 11th Floor
625 Broadway, Albany, New York 12233-7015
Phone: (518) 402-9625 • **FAX:** (518) 402-9022
Website: www.dec.state.ny.us

Erin M. Crotty
Commissioner

July 11, 2003

Gregory J. Goepfert, Project Manager
Department of the Army
New York District Corps of Engineers
Jacob K. Javits Federal Building
New York, N.Y. 10278-0090

Re: Former Schenectady Army Depot, ID No. 401009
Interim Removal Action at Area of Concern (AOC) 3 / Proposal to backfill ED-3

Dear Mr. Goepfert:

The New York State Department of Environmental Conservation has reviewed the Preliminary Report of Remedial Activities Former Schenectady Army Depot, Voorheesville Area (FSADVA) Area of Concern (AOC3) dated July 11, 2003. Review of the post excavation data at area of concern excavation ED-3, shows that the project objectives have been met at this location, and the planned backfill at ED-3 is appropriate. Please advise this office of the schedule for implementation of the soil work. After the work is completed at area ED-3, please also send me a copy of the hauling manifests for the stockpiled soil taken off-site.

Additionally, your letter of July 3, 2003, Removal of Lyophilized Plasma Bottles at the FSADVA, requests concurrence with the approach to remove waste above the water table in the disposal area at the Northeast Industrial Park property. The conceptual approach to remove waste above the water table is acceptable, however, the waste below the water table should be characterized and the limits defined. At this time, the waste in this area has only been visually inspected and the areal extent has not been defined. Samples should be taken both above and below the water table in this area. Additionally, the same community air monitoring procedures used at the main burn pit excavation area should be followed during this excavation.

If you have any questions, please call me at (518)402-9692 or email me at hlbishop@gw.dec.state.ny.us.

Sincerely,

Heather Bishop
Bureau of Eastern Remedial Action
Division of Environmental Remediation

ec: C. Bethoney, NYSDOH
G. Momberger

APPENDIX B
PROJECT QUALITY CONTROL REPORTS

RAPID RESPONSE QUALITY CONTROL DAILY REPORT
Shaw Environmental

REPORT NO.:01	CONTRACT NO.: DACW45-98-D-003	DATE: 5/12/03
SITE NAME & LOCATION:	Former Schenectady Army Depot, Guilderland, NY	

INSTRUCTIONS

The Contractor shall submit this form daily at the close of business to the on-site COE representative. Concurrently, the contractors shall provide electronic access to the completed forms to the COE district office and the area office.

REPORT NO.: 01	TASK ORDER: 0105	DATE: 05/12/03
WEATHER: Lt rain/partly cloudy	TEMP. MIN: 47 MAX: 55	RAINFALL (inches): 0.04

1. Work Performed Today by Prime Contractor on site and/or off site (include a complete description):
- Mobilization of personnel, equipment and supplies

2. Worked performed by Subcontractor on site and/or off site (include a complete description):
- None

3. On-site conditions which results in delayed progress:
- None

4. List type and location of Tests Performed and Results of these Tests:
None

5. Type and results on inspections (indicate whether: P-Preparatory, I-Initial, or F-Final and include satisfactory work completed or deficiencies with action to be taken):
None

6. List verbal instructions received from government personnel on any deficiencies or retesting required:

7 AM start on site tomorrow

7. List the total numbers samples collected and tested for the day:

Collected: 0 Tested: 0

Amplifying Info:

8. List the total amount of waste(s) removed form the site:
Liquid (gal): Solids (tons):

RAPID RESPONSE QUALITY CONTROL DAILY REPORT
Shaw Environmental

Amplifying Info:

9. List the following transportation and/or disposal information:

Quantity	ID No.	Material	Manifest No.	Disposal Location

10. List all safety violations observed and corrective actions taken:
- None

11. Submittal Action:
- All DWO, Daily QC reports, Safety reports submitted and up to date.

12. Delivery of Equipment and Materials:
None

13. Complete and attach the rapid response daily work order at the end of this document.
Attached

14. Additional comments/remarks: None

15. CERTIFICATION: I certify that the above report is complete and correct and that I, or my authorized representative, have inspected the work performed this day by the Prime Contractor and each Subcontractor and have determined that all materials, equipment, and workmanship are in strict compliance with the plans and specifications except as may be noted above.



Contractor=s Designated Quality Control Manager

RAPID RESPONSE QUALITY CONTROL DAILY REPORT
Shaw Environmental

REPORT NO.:02	CONTRACT NO.: DACW45-98-D-003	DATE: 5/13/03
SITE NAME & LOCATION:	Former Schenectady Army Depot, Guilderland, NY	

INSTRUCTIONS

The Contractor shall submit this form daily at the close of business to the on-site COE representative. Concurrently, the contractors shall provide electronic access to the completed forms to the COE district office and the area office.

REPORT NO.: 02	TASK ORDER: 0105	DATE: 05/13/03
WEATHER: Lt rain/partly cloudy	TEMP. MIN: 47 MAX: 55	RAINFALL (inches): 0.04

1. Work Performed Today by Prime Contractor on site and/or off site (include a complete description):
- Review of health and safety plan with site personnel
- Installation of silt fencing
- Installation of safety fencing
- Construction of stone parking area
- Place stone in front of office trailer
- Construct air monitoring stations
- Mobilization of frac tank
- Delivery of hay bales
- Set up of office trailer

2. Worked performed by Subcontractor on site and/or off site (include a complete description):
- None

3. On-site conditions which results in delayed progress:
- None

4. List type and location of Tests Performed and Results of these Tests:
None

5. Type and results on inspections (indicate whether: P-Preparatory, I-Initial, or F-Final and include satisfactory work completed or deficiencies with action to be taken):
None

6. List verbal instructions received from government personnel on any deficiencies or retesting required:

Construct parking area out of stone

RAPID RESPONSE QUALITY CONTROL DAILY REPORT
Shaw Environmental

7. List the total numbers samples collected and tested for the day:

Collected: 0 Tested: 0

Amplifying Info:

8. List the total amount of waste(s) removed form the site:
Liquid (gal): Solids (tons):

Amplifying Info:

9. List the following transportation and/or disposal information:

Quantity	ID No.	Material	Manifest No.	Disposal Location

10. List all safety violations observed and corrective actions taken:
- None

11. Submittal Action:
- All DWO, Daily QC reports, Safety reports submitted and up to date.

12. Delivery of Equipment and Materials:
Hay bales, frac tank

13. Complete and attach the rapid response daily work order at the end of this document.
Attached

14. Additional comments/remarks: Tom Mathison on site today to review SOW with Guy Johnstone

15. CERTIFICATION: I certify that the above report is complete and correct and that I, or my authorized representative, have inspected the work performed this day by the Prime Contractor and each Subcontractor and have determined that all materials, equipment, and workmanship are in strict

compliance with the plans and specifications except as may be noted above.



Contractor=s Designated Quality Control Manager

RAPID RESPONSE QUALITY CONTROL DAILY REPORT
Shaw Environmental

REPORT NO.:03	CONTRACT NO.: DACW45-98-D-003	DATE: 5/14/03
SITE NAME & LOCATION:	Former Schenectady Army Depot, Guilderland, NY	

INSTRUCTIONS

The Contractor shall submit this form daily at the close of business to the on-site COE representative. Concurrently, the contractors shall provide electronic access to the completed forms to the COE district office and the area office.

REPORT NO.: 03	TASK ORDER: 0105	DATE: 05/14/03
WEATHER: partly cloudy	TEMP. MIN: 45 MAX: 60	RAINFALL (inches): 0.0

1. Work Performed Today by Prime Contractor on site and/or off site (include a complete description):

- Complete the installation of safety fencing
- Grading of area for contaminated soil stockpiles
- Moved frac tank into final place
- Preparation of staging area for soil stockpile from ED-2
- Received fuel tank
- Soil sample from backfill material collected.
- Filled water truck for use in morning during excavation.

2. Worked performed by Subcontractor on site and/or off site (include a complete description):

- Phone company investigated availability of phone lines to site

3. On-site conditions which results in delayed progress:

- The steel adjacent to ED-1 still has not been moved. This will need to be done prior to ED-1 being excavated.

The representative from the industrial park was contacted and the steel will be moved first thing

4. List type and location of Tests Performed and Results of these Tests:

Dust monitoring during grading activities.

5. Type and results on inspections (indicate whether: P-Preparatory, I-Initial, or F-Final and include satisfactory work completed or deficiencies with action to be taken):

None

6. List verbal instructions received from government personnel on any deficiencies or retesting required:

7. List the total numbers samples collected and tested for the day:

RAPID RESPONSE QUALITY CONTROL DAILY REPORT
Shaw Environmental

Collected: 0 Tested: 0

Amplifying Info:

8. List the total amount of waste(s) removed form the site:
Liquid (gal): Solids (tons):

Amplifying Info:

9. List the following transportation and/or disposal information:

Quantity	ID No.	Material	Manifest No.	Disposal Location

10. List all safety violations observed and corrective actions taken:
- None

11. Submittal Action:
- All DWO, Daily QC reports, Safety reports submitted and up to date.

12. Delivery of Equipment and Materials:
Additional safety fence delivered, fuel tank and fuel delivered.

13. Complete and attach the rapid response daily work order at the end of this document.
Attached

14. Additional comments/remarks:
During filling of water truck from fire hydrant next to adjacent building, the pressure in the fire system dropped and set off an alarm. The local fire department responded with several fire trucks and support vehicles.

15. CERTIFICATION: I certify that the above report is complete and correct and that I, or my authorized

representative, have inspected the work performed this day by the Prime Contractor and each Subcontractor and have determined that all materials, equipment, and workmanship are in strict compliance with the plans and specifications except as may be noted above.

Contractor=s Designated Quality Control Manager

RAPID RESPONSE QUALITY CONTROL DAILY REPORT
Shaw Environmental

REPORT NO.:04	CONTRACT NO.: DACW45-98-D-003	DATE: 5/15/03
SITE NAME & LOCATION:	Former Schenectady Army Depot, Guilderland, NY	

INSTRUCTIONS

The Contractor shall submit this form daily at the close of business to the on-site COE representative. Concurrently, the contractors shall provide electronic access to the completed forms to the COE district office and the area office.

REPORT NO.: 04	TASK ORDER: 0105	DATE: 05/15/03
WEATHER: Mostly Sunny	TEMP. MIN: 55 MAX: 75	RAINFALL (inches): 0.0

1. Work Performed Today by Prime Contractor on site and/or off site (include a complete description):
   - Constructed staging areas for clean and contaminated soil.
   - Completed excavation ED-2. Finished excavation dimensions are approximately 40 ft by 40 ft by 16 feet deep. Groundwater was encountered at approximately 15 feet bgs.
   - Air monitoring was performed during the completion of the excavation.

2. Worked performed by Subcontractor on site and/or off site (include a complete description):
   - Industrial park representatives moved the steel which was staged in the vicinity of ED-1.

3. On-site conditions which results in delayed progress:
   - None

4. List type and location of Tests Performed and Results of these Tests:
   - Air monitoring during excavation activities.

5. Type and results on inspections (indicate whether: P-Preparatory, I-Initial, or F-Final and include satisfactory work completed or deficiencies with action to be taken):
   - Final visual inspection was completed on excavation ED-2. No deficiencies were noted. Representatives from the NYSDEC concurred.
   - Initial inspection was preformed on excavations ED-1, ED-3 as well as on the areas where anomalies were noted during the geophysical investigation.

6. List verbal instructions received from government personnel on any deficiencies or retesting required:
   - None.

7. List the total numbers samples collected and tested for the day:

   Collected: 0 Tested: 0

Amplifying Info:

RAPID RESPONSE QUALITY CONTROL DAILY REPORT
Shaw Environmental

8. List the total amount of waste(s) removed form the site:
Liquid (gal): Solids (tons):

Amplifying Info:

9. List the following transportation and/or disposal information:

Quantity	ID No.	Material	Manifest No.	Disposal Location

10. List all safety violations observed and corrective actions taken:
- None

11. Submittal Action:
- All DWO, Daily QC reports, Safety reports submitted and up to date.

12. Delivery of Equipment and Materials:
Silt fence, additional poly.

13. Complete and attach the rapid response daily work order at the end of this document.
Attached

14. Additional comments/remarks:
Two representatives from the NYSDEC visited the site and were a part of the inspection of ED-2. The NYSDEC indicated that they were satisfied with the work being performed. Post excavation sampling procedures were discussed. One endpoint sample will be collected from each sidewall of the excavation (4 total). Sidewall samples will be composite samples (one from each sidewall). A bottom sample will only be collected if the work plan calls for it. Samples will be analyzed for VOCs, SVOCs, and lead. One composite soil sample will be collected from each stockpile and will be analyzed for lead.

RAPID RESPONSE QUALITY CONTROL DAILY REPORT
Shaw Environmental

15. CERTIFICATION: I certify that the above report is complete and correct and that I, or my authorized representative, have inspected the work performed this day by the Prime Contractor and each Subcontractor and have determined that all materials, equipment, and workmanship are in strict compliance with the plans and specifications except as may be noted above.



Contractor=s Designated Quality Control Manager

RAPID RESPONSE QUALITY CONTROL DAILY REPORT
Shaw Environmental

REPORT NO.:05	CONTRACT NO.: DACW45-98-D-003	DATE: 5/16/03
SITE NAME & LOCATION:	Former Schenectady Army Depot, Guilderland, NY	

INSTRUCTIONS

The Contractor shall submit this form daily at the close of business to the on-site COE representative. Concurrently, the contractors shall provide electronic access to the completed forms to the COE district office and the area office.

REPORT NO.: 05	TASK ORDER: 0105	DATE: 05/16/03
WEATHER: Mostly Sunny	TEMP. MIN: 47 MAX: 71	RAINFALL (inches): 0.0

1. Work Performed Today by Prime Contractor on site and/or off site (include a complete description):
   - Commenced excavation of ED-3.
   - Deployed oil absorbent diapers into ED-3 excavation.
   - Air monitoring was performed during the completion of the excavation.
   - Secured ED-1 area with orange fence.

2. Worked performed by Subcontractor on site and/or off site (include a complete description):
   - Industrial park representatives moved the steel which was staged in the vicinity of ED-1.
   - ADT onsite to repair well.

3. On-site conditions which results in delayed progress:
   - None

4. List type and location of Tests Performed and Results of these Tests:
   - Air monitoring during excavation activities.

5. Type and results on inspections (indicate whether: P-Preparatory, I-Initial, or F-Final and include satisfactory work completed or deficiencies with action to be taken):
   - None

6. List verbal instructions received from government personnel on any deficiencies or retesting required:
   - None.

7. List the total numbers samples collected and tested for the day:

   Collected: 4 – stockpile, 4 – air monitoring

   Tested: samples shipped to respective labs

Amplifying Info:

RAPID RESPONSE QUALITY CONTROL DAILY REPORT
Shaw Environmental

8. List the total amount of waste(s) removed form the site:
Liquid (gal): Solids (tons):

Amplifying Info:

9. List the following transportation and/or disposal information:

Quantity	ID No.	Material	Manifest No.	Disposal Location

10. List all safety violations observed and corrective actions taken:
- None

11. Submittal Action:
- All DWO, Daily QC reports, Safety reports submitted and up to date.

12. Delivery of Equipment and Materials:
additional poly, oil absorbent diapers,

13. Complete and attach the rapid response daily work order at the end of this document.
Attached

14. Additional comments/remarks:
Two representatives from the NYSDEC visited the site and were a part of the inspection of ED-3.
Greg Geopfert of NY-USACE onsite to inspect site conditions and progress.

15. CERTIFICATION: I certify that the above report is complete and correct and that I, or my authorized representative, have inspected the work performed this day by the Prime Contractor and each Subcontractor and have determined that all materials, equipment, and workmanship are in strict compliance with the plans and specifications except as may be noted above.

RAPID RESPONSE QUALITY CONTROL DAILY REPORT
Shaw Environmental

Contractor=s Designated Quality Control Manager 

RAPID RESPONSE QUALITY CONTROL DAILY REPORT
Shaw Environmental

REPORT NO.:06	CONTRACT NO.: DACW45-98-D-003	DATE: 5/17/03
SITE NAME & LOCATION:	Former Schenectady Army Depot, Guilderland, NY	

INSTRUCTIONS

The Contractor shall submit this form daily at the close of business to the on-site COE representative. Concurrently, the contractors shall provide electronic access to the completed forms to the COE district office and the area office.

REPORT NO.: 06	TASK ORDER: 0105	DATE: 05/17/03
WEATHER: Mostly Sunny	TEMP. MIN: 47 MAX: 77	RAINFALL (inches): 0.0

1. Work Performed Today by Prime Contractor on site and/or off site (include a complete description):
   - Completed excavation of ED-3.
   - Deployed oil absorbent diapers into ED-3 excavation.
   - Air monitoring was performed during the completion of the excavation.

2. Worked performed by Subcontractor on site and/or off site (include a complete description):
   - None

3. On-site conditions which results in delayed progress:
   - None

4. List type and location of Tests Performed and Results of these Tests:
   - Air monitoring during excavation activities.

5. Type and results on inspections (indicate whether: P-Preparatory, I-Initial, or F-Final and include satisfactory work completed or deficiencies with action to be taken):
   - None

6. List verbal instructions received from government personnel on any deficiencies or retesting required:
   - None.

7. List the total numbers samples collected and tested for the day:

   Collected: 4 – air monitoring

   Tested: samples will be shipped Monday 5/19

   Amplifying Info:

8. List the total amount of waste(s) removed form the site:
   Liquid (gal): Solids (tons):

RAPID RESPONSE QUALITY CONTROL DAILY REPORT
Shaw Environmental

Amplifying Info:

9. List the following transportation and/or disposal information:

Quantity	ID No.	Material	Manifest No.	Disposal Location

10. List all safety violations observed and corrective actions taken:
- None

11. Submittal Action:
- All DWO, Daily QC reports, Safety reports submitted and up to date.

12. Delivery of Equipment and Materials:
None

13. Complete and attach the rapid response daily work order at the end of this document.
Attached

14. Additional comments/remarks:

15. CERTIFICATION: I certify that the above report is complete and correct and that I, or my authorized representative, have inspected the work performed this day by the Prime Contractor and each Subcontractor and have determined that all materials, equipment, and workmanship are in strict compliance with the plans and specifications except as may be noted above.



Contractor=s Designated Quality Control Manager

RAPID RESPONSE QUALITY CONTROL DAILY REPORT
Shaw Environmental

REPORT NO.:07	CONTRACT NO.: DACW45-98-D-003	DATE: 5/19/03
SITE NAME & LOCATION:	Former Schenectady Army Depot, Guilderland, NY	

INSTRUCTIONS

The Contractor shall submit this form daily at the close of business to the on-site COE representative. Concurrently, the contractors shall provide electronic access to the completed forms to the COE district office and the area office.

REPORT NO.: 07	TASK ORDER: 0105	DATE: 05/19/03
WEATHER: Mostly Sunny	TEMP. MIN: 50 MAX: 77	RAINFALL (inches): 0.0

1. Work Performed Today by Prime Contractor on site and/or off site (include a complete description):
   - Collected eight (8) sidewall confirmation samples from excavation ED-3.
   - Installed silt fencing around ED-1 prior to excavation activities.
   - Constructed stockpile area for soils excavated from ED-1.
   - Completed excavation of ED-1.
   - Air monitoring was performed during the completion of the excavation.
   - Re-secured soil stockiles

2. Worked performed by Subcontractor on site and/or off site (include a complete description):
   - Hay bails were delivered to the site.

3. On-site conditions which results in delayed progress:
   - None

4. List type and location of Tests Performed and Results of these Tests:
   - Air monitoring during excavation activities.

5. Type and results on inspections (indicate whether: P-Preparatory, I-Initial, or F-Final and include satisfactory work completed or deficiencies with action to be taken):
   - None

6. List verbal instructions received from government personnel on any deficiencies or retesting required:
   - None.

7. List the total numbers samples collected and tested for the day:

   Collected: 8 – post-excavation samples from ED-3

   Tested: VOCs, PAHs, lead

RAPID RESPONSE QUALITY CONTROL DAILY REPORT
Shaw Environmental

Amplifying Info:

8. List the total amount of waste(s) removed form the site:
   Liquid (gal): Solids (tons):

   Amplifying Info:

9. List the following transportation and/or disposal information:

Quantity	ID No.	Material	Manifest No.	Disposal Location

10. List all safety violations observed and corrective actions taken:
- None

11. Submittal Action:
- All DWO, Daily QC reports, Safety reports submitted and up to date.

12. Delivery of Equipment and Materials:
    None

13. Complete and attach the rapid response daily work order at the end of this document.
    Attached

14. Additional comments/remarks:

15. CERTIFICATION: I certify that the above report is complete and correct and that I, or my authorized representative, have inspected the work performed this day by the Prime Contractor and each Subcontractor and have determined that all materials, equipment, and workmanship are in strict compliance with the plans and specifications except as may be noted above.

RAPID RESPONSE QUALITY CONTROL DAILY REPORT
Shaw Environmental

Contractor=s Designated Quality Control Manager

RAPID RESPONSE QUALITY CONTROL DAILY REPORT
Shaw Environmental

REPORT NO.:08	CONTRACT NO.: DACW45-98-D-003	DATE: 5/20/03
SITE NAME & LOCATION:	Former Schenectady Army Depot, Guilderland, NY	

INSTRUCTIONS

The Contractor shall submit this form daily at the close of business to the on-site COE representative. Concurrently, the contractors shall provide electronic access to the completed forms to the COE district office and the area office.

REPORT NO.: 08	TASK ORDER: 0105	DATE: 05/20/03
WEATHER: Mostly Sunny	TEMP. MIN: 55 MAX: 85	RAINFALL (inches): 0.0

1. Work Performed Today by Prime Contractor on site and/or off site (include a complete description):
   - Collected four (4) confirmation samples from excavation ED-1.
   - Installed silt fencing on north end of building 28 prior to excavation activities.
   - Excavated four test pits in the vicinity of the three anomalies encountered on the north end of building 28.
   - Located IV Bottles on east side of fence.
   - Re-located a portion of the overburden stockpile near ED-3.
   - Constructed two additional stockpile areas for ED-3.
   - Air monitoring was performed during the completion of the excavation.
   - Re-secured soil stockiles

2. Worked performed by Subcontractor on site and/or off site (include a complete description):
   - Baker tank was removed from the site by Rain for Rent.

3. On-site conditions which results in delayed progress:
   - None

4. List type and location of Tests Performed and Results of these Tests:
   - Air monitoring during excavation activities.

5. Type and results on inspections (indicate whether: P-Preparatory, I-Initial, or F-Final and include satisfactory work completed or deficiencies with action to be taken):
   - None

6. List verbal instructions received from government personnel on any deficiencies or retesting required:
   - None.

7. List the total numbers samples collected and tested for the day:

   Collected: 4 – post- Tested: Lead, Pesticides

excavation samples from ED-1

Amplifying Info:

8. List the total amount of waste(s) removed form the site:
Liquid (gal): Solids (tons):

Amplifying Info:

9. List the following transportation and/or disposal information:

Quantity	ID No.	Material	Manifest No.	Disposal Location

10. List all safety violations observed and corrective actions taken:
- None

11. Submittal Action:
- All DWO, Daily QC reports, Safety reports submitted and up to date.

12. Delivery of Equipment and Materials:
None

13. Complete and attach the rapid response daily work order at the end of this document.
Attached

14. Additional comments/remarks:

15. CERTIFICATION: I certify that the above report is complete and correct and that I, or my authorized representative, have inspected the work performed this day by the Prime Contractor and each Subcontractor and have determined that all materials, equipment, and workmanship are in strict

RAPID RESPONSE QUALITY CONTROL DAILY REPORT
Shaw Environmental

compliance with the plans and specifications except as may be noted above.



Contractor=s Designated Quality Control Manager

RAPID RESPONSE QUALITY CONTROL DAILY REPORT
Shaw Environmental

REPORT NO.:09	CONTRACT NO.: DACW45-98-D-003	DATE: 5/21/03
SITE NAME & LOCATION:	Former Schenectady Army Depot, Guilderland, NY	

INSTRUCTIONS

The Contractor shall submit this form daily at the close of business to the on-site COE representative. Concurrently, the contractors shall provide electronic access to the completed forms to the COE district office and the area office.

REPORT NO.: 09	TASK ORDER: 0105	DATE: 05/21/03
WEATHER: Cloudy	TEMP. MIN: 50 MAX: 70	RAINFALL (inches): 0.5

1. Work Performed Today by Prime Contractor on site and/or off site (include a complete description):
   - Collected one composite soil sample from stockpile from ED-1.
   - Collected groundwater samples from excavations ED-2 and ED-3.
   - Excavated bench and ramp at excavation ED-3.
   - Over excavated additional material from bottom of excavation ED-3. Total depth approximately 20 feet bgs (groundwater at approximately 15 feet).
   - Air monitoring was performed during the completion of the excavation.
   - Re-secured soil stockiles

2. Worked performed by Subcontractor on site and/or off site (include a complete description):
   - Excavations and test pits were surveyed by CT Male.

3. On-site conditions which results in delayed progress:
   - Waiting on receipt of laboratory results.

4. List type and location of Tests Performed and Results of these Tests:
   - Air monitoring during excavation activities.

5. Type and results on inspections (indicate whether: P-Preparatory, I-Initial, or F-Final and include satisfactory work completed or deficiencies with action to be taken):
   - None

6. List verbal instructions received from government personnel on any deficiencies or retesting required:
   - None.

7. List the total numbers samples collected and tested for the day:

   Collected: 1 – stockpile samples from ED-1

   Tested: Lead, Pesticides

RAPID RESPONSE QUALITY CONTROL DAILY REPORT
Shaw Environmental

2 groundwater samples from ED-2 and ED-3

Tested: VOCs, SVOCs, and lead

Amplifying Info:

8. List the total amount of waste(s) removed form the site:
Liquid (gal): Solids (tons):

Amplifying Info:

9. List the following transportation and/or disposal information:

Quantity	ID No.	Material	Manifest No.	Disposal Location

10. List all safety violations observed and corrective actions taken:
- None

11. Submittal Action:
- All DWO, Daily QC reports, Safety reports submitted and up to date.

12. Delivery of Equipment and Materials:
None

13. Complete and attach the rapid response daily work order at the end of this document.
Attached

14. Additional comments/remarks:

15. CERTIFICATION: I certify that the above report is complete and correct and that I, or my authorized representative, have inspected the work performed this day by the Prime Contractor and each

RAPID RESPONSE QUALITY CONTROL DAILY REPORT
Shaw Environmental

Subcontractor and have determined that all materials, equipment, and workmanship are in strict compliance with the plans and specifications except as may be noted above.

Contractor=s Designated Quality Control Manager

A:\QCDRPT521.doc

RAPID RESPONSE QUALITY CONTROL DAILY REPORT
Shaw Environmental

REPORT NO.:10	CONTRACT NO.: DACW45-98-D-003	DATE: 5/22/03
SITE NAME & LOCATION:	Former Schenectady Army Depot, Guilderland, NY	

INSTRUCTIONS

The Contractor shall submit this form daily at the close of business to the on-site COE representative. Concurrently, the contractors shall provide electronic access to the completed forms to the COE district office and the area office.

REPORT NO.: 10	TASK ORDER: 0105	DATE: 05/22/03
WEATHER: Cloudy	TEMP. MIN: 50 MAX: 70	RAINFALL (inches): 0

1. Work Performed Today by Prime Contractor on site and/or off site (include a complete description):
   - Resample sidewalls of excavation ED-3.
   - Backfilled and compacted excavation ED-2 upon receipt of analytical data.
   - Backfilled wet portion of excavation ED-3 with number 3 stone.
   - Seeded test pit areas north of building 28.
   - Air monitoring was performed during the completion of the excavation.
   - Re-secured soil stockiles

2. Worked performed by Subcontractor on site and/or off site (include a complete description):
   - Number 3 stone delivered to the site by Carver sand and gravel..

3. On-site conditions which results in delayed progress:
   - Waiting on receipt of laboratory results.

4. List type and location of Tests Performed and Results of these Tests:
   - Air monitoring during excavation activities.

5. Type and results on inspections (indicate whether: P-Preparatory, I-Initial, or F-Final and include satisfactory work completed or deficiencies with action to be taken):
   - None

6. List verbal instructions received from government personnel on any deficiencies or retesting required:
   - None.

7. List the total numbers samples collected and tested for the day:

   Collected: 3 – sidewall samples from ED-3

   Tested: Lead

RAPID RESPONSE QUALITY CONTROL DAILY REPORT
Shaw Environmental

Amplifying Info:

8. List the total amount of waste(s) removed form the site:
   Liquid (gal): Solids (tons):

   Amplifying Info:

9. List the following transportation and/or disposal information:

Quantity	ID No.	Material	Manifest No.	Disposal Location

10. List all safety violations observed and corrective actions taken:
- None

11. Submittal Action:
- All DWO, Daily QC reports, Safety reports submitted and up to date.

12. Delivery of Equipment and Materials:
    None

13. Complete and attach the rapid response daily work order at the end of this document.
    Attached

14. Additional comments/remarks:

15. CERTIFICATION: I certify that the above report is complete and correct and that I, or my authorized representative, have inspected the work performed this day by the Prime Contractor and each Subcontractor and have determined that all materials, equipment, and workmanship are in strict compliance with the plans and specifications except as may be noted above.

RAPID RESPONSE QUALITY CONTROL DAILY REPORT
Shaw Environmental

Contractor=s Designated Quality Control Manager

RAPID RESPONSE QUALITY CONTROL DAILY REPORT
Shaw Environmental

REPORT NO.:11	CONTRACT NO.: DACW45-98-D-003	DATE: 5/23/03
SITE NAME & LOCATION:	Former Schenectady Army Depot, Guilderland, NY	

INSTRUCTIONS

The Contractor shall submit this form daily at the close of business to the on-site COE representative. Concurrently, the contractors shall provide electronic access to the completed forms to the COE district office and the area office.

REPORT NO.: 11	TASK ORDER: 0105	DATE: 05/23/03
WEATHER: Cloudy	TEMP. MIN: 50 MAX: 70	RAINFALL (inches): 0

1. Work Performed Today by Prime Contractor on site and/or off site (include a complete description):
   - Prepared site for de-mob.
   - Spread hay over seeded area north of building 28.
   - Deconed and staged equipment.
   - Cleaned trailer.
   - Secured site.
   - Re-secured soil stockiles.
   - Project personnel demob (5/24/03)

2. Worked performed by Subcontractor on site and/or off site (include a complete description):
   - Number 3 stone delivered to the site by Carver sand and gravel..

3. On-site conditions which results in delayed progress:
   - Waiting on receipt of laboratory results.

4. List type and location of Tests Performed and Results of these Tests:
   - Air monitoring during excavation activities.

5. Type and results on inspections (indicate whether: P-Preparatory, I-Initial, or F-Final and include satisfactory work completed or deficiencies with action to be taken):
   - None

6. List verbal instructions received from government personnel on any deficiencies or retesting required:
   - None.

7. List the total numbers samples collected and tested for the day:

   Collected: 3 – sidewall samples from ED-3

   Tested: Lead

RAPID RESPONSE QUALITY CONTROL DAILY REPORT
Shaw Environmental

Amplifying Info:

8. List the total amount of waste(s) removed form the site:
   Liquid (gal): Solids (tons):

   Amplifying Info:

9. List the following transportation and/or disposal information:

Quantity	ID No.	Material	Manifest No.	Disposal Location

10. List all safety violations observed and corrective actions taken:
- None

11. Submittal Action:
- All DWO, Daily QC reports, Safety reports submitted and up to date.

12. Delivery of Equipment and Materials:
    None

13. Complete and attach the rapid response daily work order at the end of this document.
    Attached

14. Additional comments/remarks:

15. CERTIFICATION: I certify that the above report is complete and correct and that I, or my authorized representative, have inspected the work performed this day by the Prime Contractor and each Subcontractor and have determined that all materials, equipment, and workmanship are in strict compliance with the plans and specifications except as may be noted above.

RAPID RESPONSE QUALITY CONTROL DAILY REPORT
Shaw Environmental



Contractor=s Designated Quality Control Manager

APPENDIX C
PHOTOGRAPHIC LOG

Shaw Environmental
Photographic Record

Customer:	**USACE**	**Project Number:**	**838360**
Site Name:	**SADVA AOC3**	**Site Location:**	**Guilderland, New York**

Photographer:
G. Goepfert

Date:
3/18/2003

Direction:
West

Comments:
Pre-excavation site condition.



Photographer:
G. Goepfert

Date:
3/18/03

Direction:
North

Comments:
Pre-excavation site condition.



Shaw Environmental
Photographic Record

Customer:	**USACE**	**Project Number:**	**838360**
Site Name:	**SADVA AOC3**	**Site Location:**	**Guilderland, New York**

Photographer:
G. Goepfert

Date:
4/8//2003

Direction:
South

Comments:
Pre-excavation
Geoprobe Sampling.



Photographer:
G. Goepfert

Date:
4/8/03

Direction:
West

Comments:
Pre-excavation
geoprobe sampling.



Shaw Environmental
Photographic Record

Customer:	**USACE**	**Project Number:**	**838360**
Site Name:	**SADVA AOC3**	**Site Location:**	**Guilderland, New York**

Photographer:
D. Graham

Date:
5/19/2003

Direction:
West

Comments:
Test Pit TP-1.



Photographer:
D. Graham

Date:
5/19/03/03

Direction:
West

Comments:
Test Pit TP-2.



Shaw Environmental
Photographic Record

Customer:	**USACE**	**Project Number:**	**838360**
Site Name:	**SADVA AOC3**	**Site Location:**	**Guilderland, New York**

Photographer: D. Graham

Date: 5/19/2003

Direction: East

Comments: IV Bottle Test Pit



Photographer: D. Graham

Date: 5/19/03/03

Direction: South

Comments: IV Bottle Test Pit.



Shaw Environmental
Photographic Record

Customer:	**USACE**	**Project Number:**	**838360**
Site Name:	**SADVA AOC3**	**Site Location:**	**Guilderland, New York**

Photographer:
T. Perretta

Date:
5/13/2003

Direction:
East

Comments:
Site set up.



Photographer:
T. Perretta

Date:
5/13/03

Direction:
South

Comments:
Site set up.



Shaw Environmental
Photographic Record

Customer:	**USACE**	**Project Number:**	**838360**
Site Name:	**SADVA AOC3**	**Site Location:**	**Guilderland, New York**

Photographer:
D. Graham

Date:
5/15/2003

Direction:
Southwest

Comments:
Excavation ED-2



Photographer:
D. Graham

Date:
5/15/03

Direction:
Northeast

Comments:
Excavation ED-2



Shaw Environmental
Photographic Record

Customer:	**USACE**	**Project Number:**	**838360**
Site Name:	**SADVA AOC3**	**Site Location:**	**Guilderland, New York**

Photographer: D. Graham

Date: 5/15/2003

Direction: North

Comments: Excavation ED-3



Photographer: D. Graham

Date: 5/15/03

Direction: North

Comments: Excavation ED-3



Shaw Environmental
Photographic Record

Customer:	**USACE**	**Project Number:**	**838360**
Site Name:	**SADVA AOC3**	**Site Location:**	**Guilderland, New York**

Photographer: D. Graham

Date: 5/20/2003

Direction: South

Comments: Excavation ED-3



Photographer: D. Graham

Date: 5/20/03

Direction: West

Comments: Excavation ED-3



Shaw Environmental
Photographic Record

Customer:	**USACE**	**Project Number:**	**838360**
Site Name:	**SADVA AOC3**	**Site Location:**	**Guilderland, New York**

Photographer: D. Graham

Date: 5/18/2003

Direction: Northwest

Comments: Excavation ED-1



Photographer: D. Graham

Date: 5/18/03

Direction: West

Comments: Excavation ED-1



Shaw Environmental
Photographic Record

Customer:	**USACE**	**Project Number:**	**838360**
Site Name:	**SADVA AOC3**	**Site Location:**	**Guilderland, New York**

Photographer:
D. Graham

Date:
5/16/2003

Direction:
NA

Comments:
Punctured Acetylene tanks from ED-3



Photographer:
D. Graham

Date:
5/16/03

Direction:
West

Comments:
Mixed waste from ED-3



Shaw Environmental
Photographic Record

Customer:	**USACE**	**Project Number:**	**838360**
Site Name:	**SADVA AOC3**	**Site Location:**	**Guilderland, New York**

Photographer:
D. Graham

Date:
6/21/2003

Direction:
Southeast

Comments:
Screening operation



Photographer:
D. Graham

Date:
6/21/03

Direction:
Southeast

Comments:
Screening operation



Shaw Environmental
Photographic Record

Customer:	**USACE**	**Project Number:**	**838360**
Site Name:	**SADVA AOC3**	**Site Location:**	**Guilderland, New York**

Photographer:
G. Goepfert

Date:
7/22/2003

Direction:
NA

Comments:
IV Bottles



Photographer:
G. Goepfert

Date:
7/22/03

Direction:
NA

Comments:
IV Bottle Excavation.



Shaw Environmental
Photographic Record

Customer:	**USACE**	**Project Number:**	**838360**
Site Name:	**SADVA AOC3**	**Site Location:**	**Guilderland, New York**

Photographer: D. Graham

Date: 7/18/2003

Direction: North

Comments: Final site condition – ED-1 (prior to seeding).



Photographer: D. Graham

Date: 7/18/03

Direction: West

Comments: Final site condition – ED-1 (prior to seeding).



Shaw Environmental
Photographic Record

Customer:	**USACE**	**Project Number:**	**838360**
Site Name:	**SADVA AOC3**	**Site Location:**	**Guilderland, New York**

Photographer:
D. Graham

Date:
7/29/2003

Direction:
Southeast

Comments:
Final site condition – stockpile loadout area.



Photographer:
D. Graham

Date:
7/29/03

Direction:
South

Comments:
Final site condition – ED-2 and ED-3.



APPENDIX D
GEOPHYSICAL INVESTIGATION REPORT

NAEVA GEOPHYSICS INC.
THE LEADER IN SUBSURFACE DETECTION
Subsurface Geophysical Surveys

GPR
MAGNETICS
ELECTROMAGNETICS
SEISMICS
RESISTIVITY
UTILITY LOCATION
UXO DETECTION
BOREHOLE CAMERA
STAFF SUPPORT

Results of Geophysical Investigation

Portion of Northeastern Industrial Park
Industrial Park Roadway
Guilderland Center, New York

Prepared for: **Shaw Environmental & Infrastructure, Inc.**
Latham, New York

Date of Investigation: **November 25 & 26, 2002**

Prepared by:

Hiromi Hamajima
Project Manager - Geologist
NAEVA Geophysics, Inc.
50 North Harrison Avenue, Suite 11
Congers, NY 10920

NEW YORK
50 N. Harrison Street
Suite 11
Congers
New York 10920
(845) 268-1800
(845) 268-1802 Fax

VIRGINIA
P.O. Box 7325
Charlottesville
Virginia 22906
(434) 978-3187
(434) 973-9791 Fax

Results of Geophysical Investigation
Portion of Northeastern Industrial Park
Industrial Park Roadway
Guilderland Center, New York

1.0 Introduction

1.1 Purpose

On November 25 and 26, 2002, NAEVA Geophysics Inc. conducted a geophysical investigation on a portion of the Northeastern Industrial Park located at the southwest corner of the Route 146 and Industrial Park Roadway intersection in Guilderland Center, New York. The site is presently a vacant lot and is adjacent to Guilderland High School property. The purpose of the investigation was to delineate the possible extension of a metal debris burial cell believed to exist at the northwest corner of the site. This cell, which was partially exposed at a depth of approximately 10 feet by a Shaw Environmental excavating contractor on the High School property is related to the Schenectady Army Depot that once occupied both sites. The approximately 1.7-acre area of investigation is bounded on the west and north by a chain-link fence and a tree line, respectively (see Figure 1). The area of investigation was a relatively level graded lot with some vegetation, an approximately 4-foot high by 10 to 15-foot wide soil stockpile crossing the middle of the site, and an approximately 15-foot high soil stockpile at the northwest corner of the site.

2.0 Methods and Instrumentation

2.1 Equipment

The equipment selected for this investigation included a Geonics EM-31 terrain conductivity meter, a Geometrics G-856AX proton precession magnetometer, and a Fisher TW-6 M-Scope metal-detector.

2.2 EM-31

The EM-31 measures the conductivity of the subsurface material and is useful for delineating areas where conductivity differs from background. These variations can be caused by subsurface features such as landfills, foundations of former buildings, accumulations of buried metal, some contaminant plumes, and also by the electromagnetic fields produced by buried utilities. Terrain conductivity is a function of porosity, conductivity of included soil moisture, degree of saturation, and subsurface material.

The EM-31 consists of boom-mounted coplanar electromagnetic (EM) transmitter and receiver coils mounted at a fixed distance of 12 feet to one another. The electronic processing

and control unit is located at the midpoint of the boom. Data is stored in a digital data recorder attached to the instrument. A current applied to the transmitter coil produces a time-varying magnetic field, which induces small secondary currents within the earth. These currents, in turn, generate a secondary magnetic field, which is detected along with the primary field by the receiver coil. The secondary signal has the same frequency as the primary signal but has a phase shift. The phase shift of the secondary signal is linearly proportional to the apparent conductivity.

2.3 G-856AX

The G-856AX measures the Earth's total field magnetic intensity. It is useful for delineating areas of localized distortions in the Earth's magnetic field, which can be caused by ferrous metal. The instrument consists of a sensor that is connected by a cable to a data recording unit in which is housed the power supply and other necessary electronics. Inside the sensor case are coils of wire submerged in decane, a hydrocarbon-rich fluid. When power is applied to the coil, a magnetic field is created which is aligned parallel to the coil axis. The hydrogen nuclei (protons), which behave as minute spinning dipoles, become aligned along the direction of this field. Power is then removed, and the hydrogen nuclei precess as they realign themselves to the Earth's magnetic field. This precession induces a small alternating current to flow in the sensor coils at the precession frequency. Because the frequency of precession is proportional to the strength of the total field and because the constant of proportionality is the well-known gyromagnetic ratio of the proton, the total field intensity can be determined very accurately within a precision of ±1 nanotesla (nT).

2.4 TW-6

The Fisher TW-6 Pipe and Cable Locator, also known as the M-Scope, is a type of electromagnetic metal-detector. The instrument consists of a transmitter coil and a receiver coil mounted at opposite ends of a 4-foot horizontal staff. The transmitter is fixed in a vertical position. The receiver's orientation is then adjusted to the horizontal, exactly perpendicular to the transmitter. When the receiver is in this perpendicular orientation, its response to the transmitter is at a minimum. Metallic objects in the vicinity of the instrument pick up the transmitted signal, and acting as secondary transmitters, cause detectable interference at the receiver. By adjusting the gain of the instrument, as well as its position relative to a buried metallic object, an experienced operator can often obtain information as to the size or shape of the target.

3.0 Field Operations

3.1 Geophysical Sampling Grid Set-up

A survey grid of north/south lines was established across the area of investigation. Grid north is approximately 60 degrees east of true north. All references to compass directions in this report are based upon grid north. The grid lines were spaced 10 feet apart, with reference points

painted at 10-foot intervals along each line. The coordinates of each line's beginning and end points were painted on the ground surface. It was expected that this 10-foot line spacing would make it possible to locate the targets of this investigation within the depth range of the instrument.

3.2 Geophysical Data Collection

The EM-31 was used to collect terrain conductivity data over the geophysical grid. The instrument was calibrated over an area east of the site that was found to be free of buried metal. The EM-31 was carried at a 3-foot height in the vertical dipole orientation, where the greatest portion of the instrument response is due to material in the 3 to 9-foot depth range. The maximum useful depth of exploration of the EM-31 is approximately 18 feet. The grid line number, sampling direction, sample interval, and starting location were entered into the instrument at the beginning of each line. The instrument was operated in the automatic collection mode, with data taken at approximately 5-foot intervals along each grid line and fiducial marks entered into the data every 50 feet.

The G-856AX was used to collect total field magnetic intensity data at the site. The National Oceanic and Atomospheric Administration reported that the predicted geomagnetic field would be "quiet to active" on the day of magnetic data collection. This corresponds to an expected maximum background variance of approximately ±69 nT. A subsequent 10-reading average data check at a magnetically stable location within the area of concern revealed a background field strength of approximately 54,060 nT with a variance of only ±17 nT. This 17-nT variance represented good data sampling conditions, since even a single drum can be expected to produce a magnetic anomaly of over 1,000 nT. Total field magnetic data were collected at 5-foot intervals along each grid line with the magnetometer's sensor height set at 6 feet.

4.0 Data Processing and Interpretation

4.1 EM-31

The raw data from the EM-31's digital recorder was transferred to a laptop computer and processed in the field using Geonics' DAT31 software. First, the starting and end points of each line were checked for accuracy. The software then automatically adjusted the location for the data between the end points and fiducials by either compressing or expanding them. The computer program converted the data files to an ASCII format, then to a spreadsheet for contouring using Golden Software's Surfer program to produce a map of terrain conductivity. The field map was utilized for all EM anomaly follow-up operations. The data were further processes in the office using GEOSOFT Mapping Software to produce the report-quality contour map (see Figure 2).

4.2 G-856AX

The raw data was transferred from the console to a laptop computer and processed in the field using Geometrics' MAGMAP 2000 software. In this report Lines correspond to north/south traverses while Stations refer to data sampling locations. First, grid spacing and survey direction were input for grid orientation. Then, the program converted the data files to a spreadsheet for contouring using Golden Software's Surfer program to produce a field map, which was used for total magnetic intensity anomaly follow-up operations.

4.3 Anomaly Follow-up

An evaluation of the EM-31 and G-856AX data contour maps indicated that no significant anomalies existed at the northwest corner of the site. However, some anomalies were detected within the area investigated. Using the grid coordinates from the EM-31 and G-856AX contour maps as guides, the locations of the anomalies were reoccupied in the field. The area surrounding each EM anomaly was then visually inspected for evidence of cultural features such as fences or subsurface utilities that could be their source. Whenever no obvious cultural sources could be found, the anomalies were investigated using the TW-6 in an attempt to delineate the surface traces of the buried metallic objects causing the anomalies.

The TW-6 was also used to investigate the northwest corner of the site near the chain-link fences, where magnetic interference from this feature could potentially have obscured a buried cell in the contour maps.

5.0 Results

NAEVA found no evidence to suggest the presence of the buried cell extending from the Guilderland High School property to the Northeastern Industrial Park property at the northwest corner of the site. The TW-6 metal-detector was also utilized to look for indications of subsurface metallic objects at the northwest corner of the site. No evidence of metal-detector anomaly was identified within this area of concern. However, it should be noted that the TW-6 may be insufficient to delineate the buried metallic object at the depth of 10 feet.

Most of the EM-31 anomalies on the quadrature contour map were associated with cultural sources. The interference from the building and metallic objects (air conditioning units) on reinforced concrete pads resulted in the large amplitude anomalies. The map also shows relatively low conductivities, which coincided with the approximate outlines of the 4-foot high soil stockpile, a water line running between the fire hydrant and the building, and a storm sewer line heading east from a manhole.

Two of five anomalies seen on the magnetic contour map were also associated with visible cultural sources (see Table 1). However, three significant magnetic anomalies were detected within the area investigated. A metal-detector anomaly was found during the follow-up investigation at Line 30 East and Station 100 (monopole feature). This anomaly was probably caused by a small metallic object buried within the soil stockpile. The TW-6 detected no

evidence of metallic sources for the magnetic anomalies centered at approximately Line 175 East and Station 260 North (dipole feature) and Line 180 East and Station 235 North (monopole feature). This lack of a response from the metal-detector could indicate relatively deep buried objects in the subsurface.

Table 1. Locations of Magnetic Anomalies

Locations Line	Station	**Magnetic Feature**	**Approximate nT Change**
30	100	Monopole	700 nT
70	70	Fire hydrant	500 nT
175	260	Dipole	>1,600 nT
180	235	Monopole	800 nT
230	155	Sewer manhole	>1,800 nT

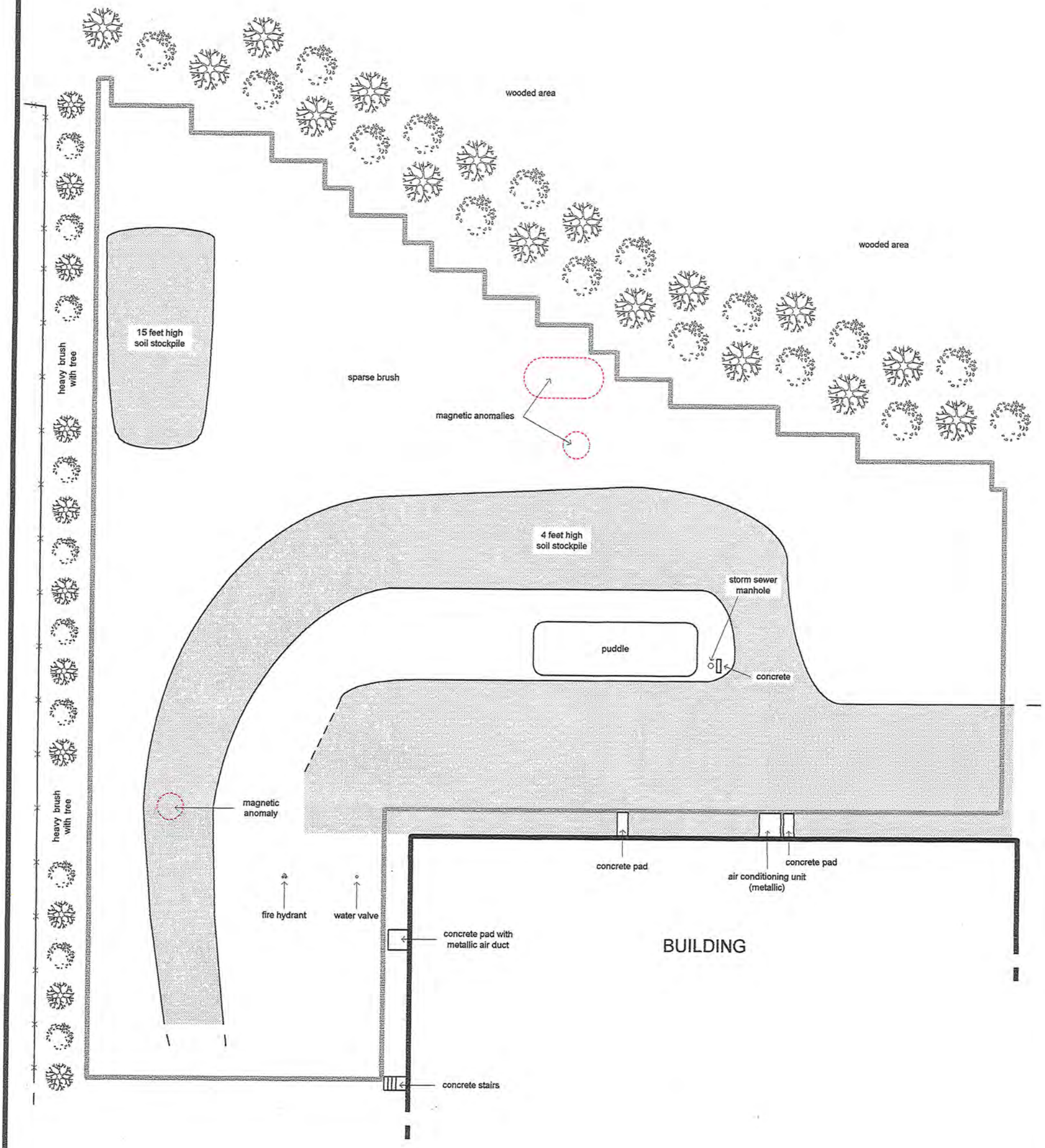

EXPLANATION

area of geophysical survey

chain-link fence

N

grid north

0 20 40

Scale: One inch equals approximately forty feet

NAEVA GEOPHYSICS, INC.
THE LEADER IN SUBSURFACE DETECTION
Subsurface Geophysical Surveys

50 N Harrison Avenue, Suite 11
Congers, NY 10920

(845) 268-1800
(845) 268-1802 FAX

Figure 1. Area of Geophysical Investigation on a Portion of Northeastern Industrial Park, Guilderland Center, New York

ALL BELOW GROUND FACILITIES MAY NOT BE DEPICTED ON THIS MAP

Scale:	1 inch = 40 feet
Client:	Shaw Group
Project No:	C0211251H
Date of Work:	November 25 & 26, 2002
Map By:	Alan LeBlanc

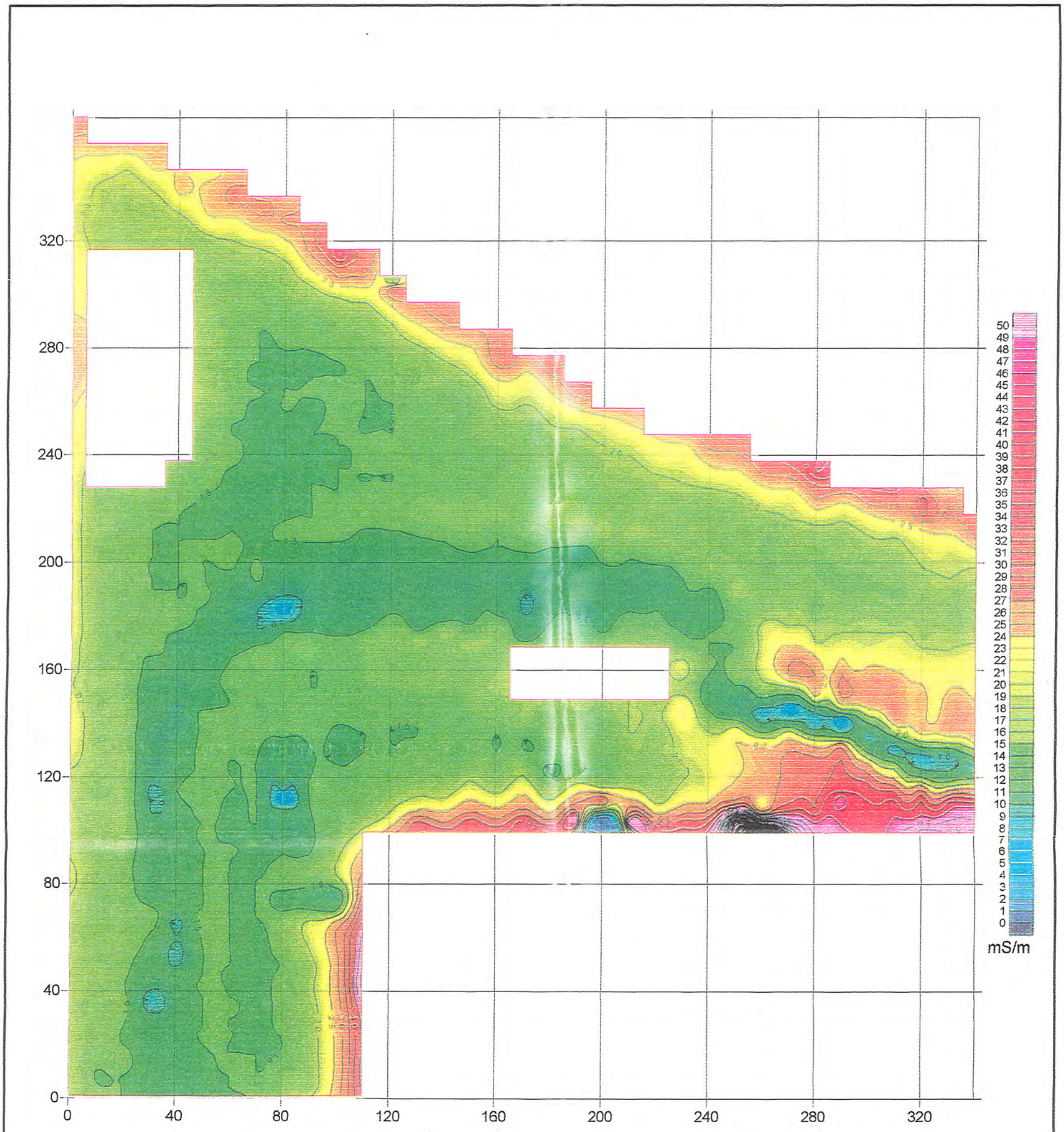

EXPLANATION

Area of EM-31 Investigation

Line Contours at 5 mS/m intervals

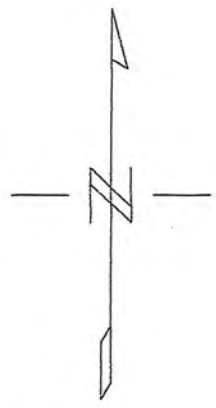

Grid North

0 40 80 120

NAEVA GEOPHYSICS INC.
THE LEADER IN SUBSURFACE DETECTION
Subsurface Geophysical Surveys

Figure 2. EM-31 Quadrature Contour Map
Northeastern Industrial Park
Guilderland Center, New York

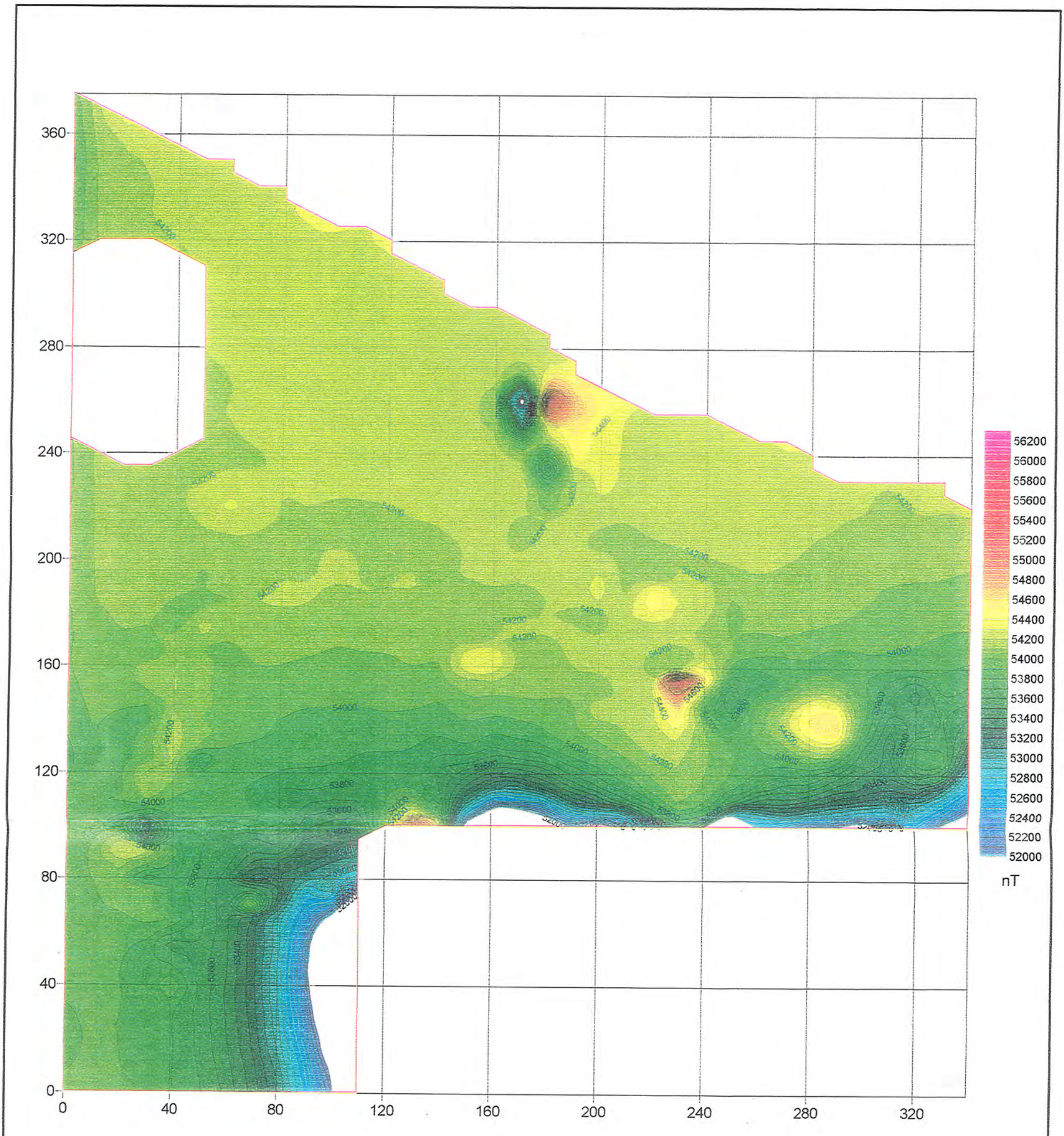

EXPLANATION

Area of Magnetic Investigation

Line Contours at 100 nT intervals

Grid North

0 40 80 120

NAEVA GEOPHYSICS INC.
THE LEADER IN SUBSURFACE DETECTION
Subsurface Geophysical Surveys

Figure 3. Total Field Magnetic Intensity Contour Map
Northeastern Industrial Park
Guilderland Center, New York

APPENDIX E
ANALYTICAL LABORATORY REPORTS

Soil Investigation

KEMRON ENVIRONMENTAL SERVICES

Report Number: L0304159
Report Date : April 18, 2003

Sample Number: L0304159-01
Client ID: SB-41/15.5'
Matrix: Soil
Workgroup Number: WG138020
Collect Date: 07-APR-03
Sample Tag: 01

Prep Method: 3050B
Analytical Method: 6010B
Analyst: CRC
Dilution: 1
Units: mg/kg
Percent Solid: 88.8

Instrument: IRIS-ICP
Prep Date: 04/09/2003 11:45
Cal Date: 09/04/2003 18:22
Run Date: 04/09/2003 20:16
File ID: IR.040903.201600

Analyte	CAS. Number	Result	Qual	RL	MDL
Lead, Total	7439-92-1	16.3		5.26	0.526

Sample Number: L0304159-01
Client ID: SB-41/15.5'
Matrix: Soil
Workgroup Number: WG138239
Collect Date: 07-APR-03

Prep Method: 5030B
Analytical Method: 8260B
Analyst: CMS
Dilution: 1
Units: ug/kg
Percent Solid: 88.8

Instrument: HPMS11
Prep Date: 04/12/2003 19:05
Cal Date: 07/04/2003 10:59
Run Date: 04/12/2003 19:05
File ID: 11M14361

Analyte	CAS. Number	Result	Qual	RL	MDL
Acetone	67-64-1		U	113	5.63
Benzene	71-43-2		U	5.63	0.563
Bromobenzene	108-86-1		U	5.63	0.563
Bromochloromethane	74-97-5		U	5.63	0.563
Bromodichloromethane	75-27-4		U	5.63	0.563
Bromoform	75-25-2		U	5.63	0.563
Bromomethane	74-83-9		U	11.3	1.13
2-Butanone	78-93-3		U	113	2.82
n-Butylbenzene	104-51-8		U	5.63	0.563
sec-Butylbenzene	135-98-8		U	5.63	0.563
tert-Butylbenzene	98-06-6		U	5.63	0.563
Carbon disulfide	75-15-0		U	5.63	0.563
Carbon tetrachloride	56-23-5		U	5.63	0.563
Chlorobenzene	108-90-7		U	5.63	0.563
Chlorodibromomethane	124-48-1		U	5.63	0.563
Chloroethane	75-00-3		U	11.3	1.13
2-Chloroethyl vinyl ether	110-75-8		U	11.3	0.563
Chloroform	67-66-3		U	5.63	0.563
Chloromethane	74-87-3		U	11.3	2.25
2-Chlorotoluene	95-49-8		U	5.63	0.563
4-Chlorotoluene	106-43-4		U	5.63	0.563
1,2-Dibromo-3-chloropropane	96-12-8		U	5.63	1.13
1,2-Dibromoethane	106-93-4		U	5.63	0.563
Dibromomethane	74-95-3		U	5.63	0.563
1,2-Dichlorobenzene	95-50-1		U	5.63	0.563
1,3-Dichlorobenzene	541-73-1		U	5.63	0.563
1,4-Dichlorobenzene	106-46-7		U	5.63	0.563
Dichlorodifluoromethane	75-71-8		U	11.3	1.13
1,1-Dichloroethane	75-34-3		U	5.63	1.13
1,2-Dichloroethane	107-06-2		U	5.63	0.563
1,1-Dichloroethene	75-35-4		U	5.63	0.563
cis-1,2-Dichloroethene	156-59-2	1.23	J	5.63	0.563
trans-1,2-Dichloroethene	156-60-5		U	5.63	0.563
1,2-Dichloropropane	78-87-5		U	5.63	0.563
1,3-Dichloropropane	142-28-9		U	5.63	0.563
2,2-Dichloropropane	594-20-7		U	5.63	0.563
cis-1,3-Dichloropropene	10061-01-5		U	5.63	0.563
trans-1,3-Dichloropropene	10061-02-6		U	5.63	0.563
1,1-Dichloropropene	563-58-6		U	5.63	0.563
Ethylbenzene	100-41-4		U	5.63	0.563
2-Hexanone	591-78-6		U	11.3	2.82
Hexachlorobutadiene	87-68-3		U	5.63	0.563

Report Number: L0304159
Report Date : April 18, 2003

Sample Number: L0304159-01
Client ID: SB-41/15.5'
Matrix: Soil
Workgroup Number: WG138239
Collect Date: 07-APR-03

Prep Method: 5030B
Analytical Method: 8260B
Analyst: CMS
Dilution: 1
Units: ug/kg
Percent Solid: 88.8

Instrument: HPMS11
Prep Date: 04/12/2003 19:05
Cal Date: 07/04/2003 10:59
Run Date: 04/12/2003 19:05
File ID: 11M14361

Analyte	CAS. Number	Result	Qual	RL	MDL
Isopropylbenzene	98-82-8		U	5.63	0.563
p-Isopropyltoluene	99-87-6		U	5.63	0.563
4-Methyl-2-pentanone	108-10-1		U	11.3	2.82
Methylene chloride	75-09-2		U	5.63	1.13
Naphthalene	91-20-3		U	11.3	0.563
n-Propylbenzene	103-65-1		U	5.63	0.563
Styrene	100-42-5		U	5.63	0.563
1,1,1,2-Tetrachloroethane	630-20-6		U	5.63	0.563
1,1,2,2-Tetrachloroethane	79-34-5		U	5.63	0.563
Tetrachloroethene	127-18-4	6.80		5.63	0.563
Toluene	108-88-3		U	5.63	0.563
1,2,3-Trichlorobenzene	87-61-6		U	5.63	0.563
1,2,4-Trichlorobenzene	120-82-1		U	5.63	0.563
1,1,1-Trichloroethane	71-55-6		U	5.63	0.563
1,1,2-Trichloroethane	79-00-5		U	5.63	0.563
Trichloroethene	79-01-6	38.4		5.63	0.563
Trichlorofluoromethane	75-69-4		U	11.3	1.13
1,2,3-Trichloropropane	96-18-4		U	5.63	0.721
1,2,4-Trimethylbenzene	95-63-6	3.45	J	5.63	0.563
1,3,5-Trimethylbenzene	108-67-8	1.04	J	5.63	0.563
Vinyl acetate	108-05-4		U	11.3	1.13
Vinyl chloride	75-01-4		U	11.3	1.13
o-Xylene	95-47-6		U	5.63	0.563
m-,p-Xylene	136777-61-2	0.855	J	5.63	0.563

Analyte	% Recovery	Lower	Upper	Qual
Dibromofluoromethane	110	80	120	
1,2-Dichloroethane-d4	96.3	80	120	
Toluene-d8	105	81	117	
4-Bromofluorobenzene	117	74	121	

J This compound was detected at a level above the method detection limit, but below the reporting limit.
U This analyte was not detected in the sample.

Sample Number: L0304159-01
Client ID: SB-41/15.5'
Matrix: Soil
Workgroup Number: WG138425
Collect Date: 07-APR-03
Sample Tag: 01

Prep Method: 3550B
Analytical Method: 8270C
Analyst: CLK
Dilution: 1
Units: ug/kg
Percent Solid: 88.8

Instrument: HPMS4
Prep Date: 04/09/2003 08:00
Cal Date:
Run Date: 04/15/2003 14:56
File ID: 4M18134

Analyte	CAS. Number	Result	Qual	RL	MDL
Phenol	108-95-2		U	186	92.9
Bis(2-Chloroethyl)ether	111-44-4		U	186	92.9
2-Chlorophenol	95-57-8		U	186	92.9
1,3-Dichlorobenzene	541-73-1		U	186	92.9
1,4-Dichlorobenzene	106-46-7		U	186	92.9
Benzyl alcohol	100-51-6		U	186	92.9
1,2-Dichlorobenzene	95-50-1		U	186	92.9
2-Methylphenol	95-48-7		U	186	92.9
3-,4-Methylphenol	106-44-5		U	186	92.9
bis(2-Chloroisopropyl)ether	108-60-1		U	186	92.9
N-Nitrosodipropylamine	621-64-7		U	186	92.9
Hexachloroethane	67-72-1		U	186	92.9
Nitrobenzene	98-95-3		U	186	92.9
Isophorone	78-59-1		U	186	92.9
2-Nitrophenol	88-75-5		U	186	92.9
2,4-Dimethylphenol	105-67-9		U	186	92.9

KEMRON ENVIRONMENTAL SERVICES

Report Number: L0304159
Report Date : April 18, 2003

Sample Number: L0304159-01
Client ID: SB-41/15.5'
Matrix: Soil
Workgroup Number: WG138425
Collect Date: 07-APR-03
Sample Tag: 01

Prep Method: 3550B
Analytical Method: 8270C
Analyst: CLK
Dilution: 1
Units: ug/kg
Percent Solid: 88.8

Instrument: HPMS4
Prep Date: 04/09/2003 08:00
Cal Date:
Run Date: 04/15/2003 14:56
File ID: 4M18134

Analyte	CAS. Number	Result	Qual	RL	MDL
Benzoic acid	65-85-0		U	929	371
Bis(2-Chloroethoxy)Methane	111-91-1		U	186	92.9
2,4-Dichlorophenol	120-83-2		U	186	92.9
1,2,4-Trichlorobenzene	120-82-1		U	186	92.9
Naphthalene	91-20-3		U	186	92.9
4-Chloroaniline	106-47-8		U	186	92.9
Hexachlorobutadiene	87-68-3		U	186	92.9
4-Chloro-3-methylphenol	59-50-7		U	186	92.9
2-Methylnaphthalene	91-57-6		U	186	92.9
Hexachlorocyclopentadiene	77-47-4		U	186	92.9
2,4,6-Trichlorophenol	88-06-2		U	186	92.9
2,4,5-Trichlorophenol	95-95-4		U	186	92.9
2-Chloronaphthalene	91-58-7		U	186	92.9
2-Nitroaniline	88-74-4		U	929	371
Dimethylphthalate	131-11-3		U	186	92.9
Acenaphthylene	208-96-8		U	186	92.9
2,6-Dinitrotoluene	606-20-2		U	186	92.9
3-Nitroaniline	99-09-2		U	929	371
Acenaphthene	83-32-9		U	186	92.9
2,4-Dinitrophenol	51-28-5		U	929	371
4-Nitrophenol	100-02-7		U	929	371
Dibenzofuran	132-64-9		U	186	92.9
2,4-Dinitrotoluene	121-14-2		U	186	92.9
Diethylphthalate	84-66-2		U	186	92.9
4-Chlorophenyl-phenyl ether	7005-72-3		U	186	92.9
Fluorene	86-73-7		U	186	92.9
4-Nitroaniline	100-01-6		U	929	371
4,6-Dinitro-2-methylphenol	534-52-1		U	929	371
N-Nitrosodiphenylamine	86-30-6		U	186	92.9
4-Bromophenyl-phenylether	101-55-3		U	186	92.9
Hexachlorobenzene	118-74-1		U	186	92.9
Pentachlorophenol	87-86-5		U	929	371
Phenanthrene	85-01-8		U	186	92.9
Anthracene	120-12-7		U	186	92.9
Di-N-Butylphthalate	84-74-2		U	186	92.9
Fluoranthene	206-44-0		U	186	92.9
Pyrene	129-00-0		U	186	92.9
Butylbenzylphthalate	85-68-7		U	186	92.9
3,3'-Dichlorobenzidine	91-94-1		U	371	186
Benzo(a)anthracene	56-55-3		U	186	92.9
Chrysene	218-01-9		U	186	92.9
bis(2-Ethylhexyl)phthalate	117-81-7		U	186	92.9
Di-n-octylphthalate	117-84-0		U	186	92.9
Benzo(b)fluoranthene	205-99-2		U	186	92.9
Benzo(k)fluoranthene	207-08-9		U	186	92.9
Benzo(a)pyrene	50-32-8		U	186	92.9
Indeno(1,2,3-cd)pyrene	193-39-5		U	186	92.9
Dibenzo(a,h)Anthracene	53-70-3		U	186	92.9
Benzo(g,h,i)Perylene	191-24-2		U	186	92.9

Analyte	% Recovery	Lower	Upper	Qual
2-Fluorophenol	41.4	25	121	
Phenol-d5	45.3	24	113	
Nitrobenzene-d5	41.9	23	120	
2-Fluorobiphenyl	42.3	30	115	
2,4,6-Tribromophenol	47.7	19	122	
p-Terphenyl-d14	49.2	18	137	

U This analyte was not detected in the sample.

KEMRON ENVIRONMENTAL SERVICES

Report Number: L0304159

Report Date : April 18, 2003

Sample Number: L0304159-01
Client ID: SB-41/15.5'
Matrix: Soil
Workgroup Number: WG138425
Collect Date: 07-APR-03
Sample Tag: 02

Prep Method: 3550B
Analytical Method: 8270C
Analyst: CLK
Dilution: 1
Units: ug/kg
Percent Solid: 88.8

Instrument: HPMS5
Prep Date: 04/09/2003 08:00
Cal Date: 17/04/2003 17:12
Run Date: 04/18/2003 02:39
File ID: 5M25868

Analyte	CAS. Number	Result	Qual	RL	MDL
Phenol	108-95-2		U	186	92.9
Bis(2-Chloroethyl)ether	111-44-4		U	186	92.9
2-Chlorophenol	95-57-8		U	186	92.9
1,3-Dichlorobenzene	541-73-1		U	186	92.9
1,4-Dichlorobenzene	106-46-7		U	186	92.9
Benzyl alcohol	100-51-6		U	186	92.9
1,2-Dichlorobenzene	95-50-1		U	186	92.9
2-Methylphenol	95-48-7		U	186	92.9
3-,4-Methylphenol	106-44-5		U	186	92.9
bis(2-Chloroisopropyl)ether	108-60-1		U	186	92.9
N-Nitrosodipropylamine	621-64-7		U	186	92.9
Hexachloroethane	67-72-1		U	186	92.9
Nitrobenzene	98-95-3		U	186	92.9
Isophorone	78-59-1		U	186	92.9
2-Nitrophenol	88-75-5		U	186	92.9
2,4-Dimethylphenol	105-67-9		U	186	92.9
Benzoic acid	65-85-0		U	929	371
Bis(2-Chloroethoxy)Methane	111-91-1		U	186	92.9
2,4-Dichlorophenol	120-83-2		U	186	92.9
1,2,4-Trichlorobenzene	120-82-1		U	186	92.9
Naphthalene	91-20-3		U	186	92.9
4-Chloroaniline	106-47-8		U	186	92.9
Hexachlorobutadiene	87-68-3		U	186	92.9
4-Chloro-3-methylphenol	59-50-7		U	186	92.9
2-Methylnaphthalene	91-57-6		U	186	92.9
Hexachlorocyclopentadiene	77-47-4		U	186	92.9
2,4,6-Trichlorophenol	88-06-2		U	186	92.9
2,4,5-Trichlorophenol	95-95-4		U	186	92.9
2-Chloronaphthalene	91-58-7		U	186	92.9
2-Nitroaniline	88-74-4		U	929	371
Dimethylphthalate	131-11-3		U	186	92.9
Acenaphthylene	208-96-8		U	186	92.9
2,6-Dinitrotoluene	606-20-2		U	186	92.9
3-Nitroaniline	99-09-2		U	929	371
Acenaphthene	83-32-9		U	186	92.9
2,4-Dinitrophenol	51-28-5		U	929	371
4-Nitrophenol	100-02-7		U	929	371
Dibenzofuran	132-64-9		U	186	92.9
2,4-Dinitrotoluene	121-14-2		U	186	92.9
Diethylphthalate	84-66-2		U	186	92.9
4-Chlorophenyl-phenyl ether	7005-72-3		U	186	92.9
Fluorene	86-73-7		U	186	92.9
4-Nitroaniline	100-01-6		U	929	371
4,6-Dinitro-2-methylphenol	534-52-1		U	929	371
N-Nitrosodiphenylamine	86-30-6		U	186	92.9
4-Bromophenyl-phenylether	101-55-3		U	186	92.9
Hexachlorobenzene	118-74-1		U	186	92.9
Pentachlorophenol	87-86-5		U	929	371
Phenanthrene	85-01-8		U	186	92.9
Anthracene	120-12-7		U	186	92.9
Di-N-Butylphthalate	84-74-2		U	186	92.9
Fluoranthene	206-44-0		U	186	92.9
Pyrene	129-00-0		U	186	92.9
Butylbenzylphthalate	85-68-7		U	186	92.9
3,3'-Dichlorobenzidine	91-94-1		U	371	186
Benzo(a)anthracene	56-55-3		U	186	92.9
Chrysene	218-01-9		U	186	92.9
bis(2-Ethylhexyl)phthalate	117-81-7		U	186	92.9
Di-n-octylphthalate	117-84-0		U	186	92.9

5720

Report Number: L0304159
Report Date : April 18, 2003

Sample Number: L0304159-01
Client ID: SB-41/15.5'
Matrix: Soil
Workgroup Number: WG138425
Collect Date: 07-APR-03
Sample Tag: 02

Prep Method: 3550B
Analytical Method: 8270C
Analyst: CLK
Dilution: 1
Units: ug/kg
Percent Solid: 88.8

Instrument: HPMS5
Prep Date: 04/09/2003 08:00
Cal Date: 17/04/2003 17:12
Run Date: 04/18/2003 02:39
File ID: 5M25868

Analyte	CAS. Number	Result	Qual	RL	MDL
Benzo(b)fluoranthene	205-99-2		U	186	92.9
Benzo(k)fluoranthene	207-08-9		U	186	92.9
Benzo(a)pyrene	50-32-8		U	186	92.9
Indeno(1,2,3-cd)pyrene	193-39-5		U	186	92.9
Dibenzo(a,h)Anthracene	53-70-3		U	186	92.9
Benzo(g,h,i)Perylene	191-24-2		U	186	92.9

Analyte	% Recovery	Lower	Upper	Qual
2-Fluorophenol	47.1	25	121	
Phenol-d5	53.8	24	113	
Nitrobenzene-d5	43.7	23	120	
2-Fluorobiphenyl	55.4	30	115	
2,4,6-Tribromophenol	60.1	19	122	
p-Terphenyl-d14	69.6	18	137	

U This analyte was not detected in the sample.

Sample Number: L0304159-01
Client ID: SB-41/15.5'
Matrix: Soil
Workgroup Number: WG137997
Collect Date: 07-APR-03

Prep Method: D2216-90
Analytical Method: D2216-90
Analyst: TMM
Dilution: 1
Units: weight %

Instrument: OVEN
Prep Date: 04/09/2003 13:20
Cal Date:
Run Date: 04/09/2003 13:20
File ID:

Analyte	CAS. Number	Result	Qual	RL	MDL
Percent Solids	10-02-6	89		1.00	1.00

Sample Number: L0304159-02
Client ID: SB-41/18.5'
Matrix: Soil
Workgroup Number: WG138020
Collect Date: 07-APR-03
Sample Tag: 01

Prep Method: 3050B
Analytical Method: 6010B
Analyst: CRC
Dilution: 1
Units: mg/kg
Percent Solid: 86.3

Instrument: IRIS-ICP
Prep Date: 04/09/2003 11:45
Cal Date: 09/04/2003 18:22
Run Date: 04/09/2003 20:21
File ID: IR.040903.202100

Analyte	CAS. Number	Result	Qual	RL	MDL
Lead, Total	7439-92-1	17.5		5.68	0.568

KEMRON ENVIRONMENTAL SERVICES

Report Number: L0304159
Report Date : April 18, 2003

Sample Number: L0304159-02
Client ID: SB-41/18.5'
Matrix: Soil
Workgroup Number: WG138239
Collect Date: 07-APR-03

Prep Method: 5030B
Analytical Method: 8260B
Analyst: CMS
Dilution: 1
Units: ug/kg
Percent Solid: 86.3

Instrument: HPMS11
Prep Date: 04/12/2003 19:36
Cal Date: 07/04/2003 10:59
Run Date: 04/12/2003 19:36
File ID: 11M14362

Analyte	CAS. Number	Result	Qual	RL	MDL
Acetone	67-64-1		U	116	5.79
Benzene	71-43-2		U	5.79	0.579
Bromobenzene	108-86-1		U	5.79	0.579
Bromochloromethane	74-97-5		U	5.79	0.579
Bromodichloromethane	75-27-4		U	5.79	0.579
Bromoform	75-25-2		U	5.79	0.579
Bromomethane	74-83-9		U	11.6	1.16
2-Butanone	78-93-3		U	116	2.90
n-Butylbenzene	104-51-8		U	5.79	0.579
sec-Butylbenzene	135-98-8		U	5.79	0.579
tert-Butylbenzene	98-06-6		U	5.79	0.579
Carbon disulfide	75-15-0		U	5.79	0.579
Carbon tetrachloride	56-23-5		U	5.79	0.579
Chlorobenzene	108-90-7		U	5.79	0.579
Chlorodibromomethane	124-48-1		U	5.79	0.579
Chloroethane	75-00-3		U	11.6	1.16
2-Chloroethyl vinyl ether	110-75-8		U	11.6	0.579
Chloroform	67-66-3		U	5.79	0.579
Chloromethane	74-87-3		U	11.6	2.32
2-Chlorotoluene	95-49-8		U	5.79	0.579
4-Chlorotoluene	106-43-4		U	5.79	0.579
1,2-Dibromo-3-chloropropane	96-12-8		U	5.79	1.16
1,2-Dibromoethane	106-93-4		U	5.79	0.579
Dibromomethane	74-95-3		U	5.79	0.579
1,2-Dichlorobenzene	95-50-1		U	5.79	0.579
1,3-Dichlorobenzene	541-73-1		U	5.79	0.579
1,4-Dichlorobenzene	106-46-7		U	5.79	0.579
Dichlorodifluoromethane	75-71-8		U	11.6	1.16
1,1-Dichloroethane	75-34-3		U	5.79	1.16
1,2-Dichloroethane	107-06-2		U	5.79	0.579
1,1-Dichloroethene	75-35-4		U	5.79	0.579
cis-1,2-Dichloroethene	156-59-2	1.15	J	5.79	0.579
trans-1,2-Dichloroethene	156-60-5		U	5.79	0.579
1,2-Dichloropropane	78-87-5		U	5.79	0.579
1,3-Dichloropropane	142-28-9		U	5.79	0.579
2,2-Dichloropropane	594-20-7		U	5.79	0.579
cis-1,3-Dichloropropene	10061-01-5		U	5.79	0.579
trans-1,3-Dichloropropene	10061-02-6		U	5.79	0.579
1,1-Dichloropropene	563-58-6		U	5.79	0.579
Ethylbenzene	100-41-4	0.720	J	5.79	0.579
2-Hexanone	591-78-6		U	11.6	2.90
Hexachlorobutadiene	87-68-3		U	5.79	0.579
Isopropylbenzene	98-82-8		U	5.79	0.579
p-Isopropyltoluene	99-87-6		U	5.79	0.579
4-Methyl-2-pentanone	108-10-1		U	11.6	2.90
Methylene chloride	75-09-2		U	5.79	1.16
Naphthalene	91-20-3		U	11.6	0.579
n-Propylbenzene	103-65-1	0.751	J	5.79	0.579
Styrene	100-42-5		U	5.79	0.579
1,1,1,2-Tetrachloroethane	630-20-6		U	5.79	0.579
1,1,2,2-Tetrachloroethane	79-34-5		U	5.79	0.579
Tetrachloroethene	127-18-4	7.35		5.79	0.579
Toluene	108-88-3		U	5.79	0.579
1,2,3-Trichlorobenzene	87-61-6		U	5.79	0.579
1,2,4-Trichlorobenzene	120-82-1		U	5.79	0.579
1,1,1-Trichloroethane	71-55-6		U	5.79	0.579
1,1,2-Trichloroethane	79-00-5		U	5.79	0.579
Trichloroethene	79-01-6	13.7		5.79	0.579
Trichlorofluoromethane	75-69-4		U	11.6	1.16

Sample Number: L0304159-02
Client ID: SB-41/18.5'
Matrix: Soil
Workgroup Number: WG138239
Collect Date: 07-APR-03

Prep Method: 5030B
Analytical Method: 8260B
Analyst: CMS
Dilution: 1
Units: ug/kg
Percent Solid: 86.3

Instrument: HPMS11
Prep Date: 04/12/2003 19:36
Cal Date: 07/04/2003 10:59
Run Date: 04/12/2003 19:36
File ID: 11M14362

Analyte	CAS. Number	Result	Qual	RL	MDL
1,2,3-Trichloropropane	96-18-4		U	5.79	0.742
1,2,4-Trimethylbenzene	95-63-6	2.77	J	5.79	0.579
1,3,5-Trimethylbenzene	108-67-8	1.70	J	5.79	0.579
Vinyl acetate	108-05-4		U	11.6	1.16
Vinyl chloride	75-01-4		U	11.6	1.16
o-Xylene	95-47-6		U	5.79	0.579
m-,p-Xylene	136777-61-2	0.822	J	5.79	0.579

Analyte	% Recovery	Lower	Upper	Qual
Dibromofluoromethane	109	80	120	
1,2-Dichloroethane-d4	98.6	80	120	
Toluene-d8	104	81	117	
4-Bromofluorobenzene	127	74	121	*

J This compound was detected at a level above the method detection limit, but below the reporting limit.
U This analyte was not detected in the sample.

Sample Number: L0304159-02
Client ID: SB-41/18.5'
Matrix: Soil
Workgroup Number: WG138425
Collect Date: 07-APR-03
Sample Tag: 01

Prep Method: 3550B
Analytical Method: 8270C
Analyst: CLK
Dilution: 1
Units: ug/kg
Percent Solid: 86.3

Instrument: HPMS4
Prep Date: 04/09/2003 08:00
Cal Date:
Run Date: 04/15/2003 15:31
File ID: 4M18135

Analyte	CAS. Number	Result	Qual	RL	MDL
Phenol	108-95-2		U	191	95.6
Bis(2-Chloroethyl)ether	111-44-4		U	191	95.6
2-Chlorophenol	95-57-8		U	191	95.6
1,3-Dichlorobenzene	541-73-1		U	191	95.6
1,4-Dichlorobenzene	106-46-7		U	191	95.6
Benzyl alcohol	100-51-6		U	191	95.6
1,2-Dichlorobenzene	95-50-1		U	191	95.6
2-Methylphenol	95-48-7		U	191	95.6
3-,4-Methylphenol	106-44-5		U	191	95.6
bis(2-Chloroisopropyl)ether	108-60-1		U	191	95.6
N-Nitrosodipropylamine	621-64-7		U	191	95.6
Hexachloroethane	67-72-1		U	191	95.6
Nitrobenzene	98-95-3		U	191	95.6
Isophorone	78-59-1		U	191	95.6
2-Nitrophenol	88-75-5		U	191	95.6
2,4-Dimethylphenol	105-67-9		U	191	95.6
Benzoic acid	65-85-0		U	956	382
Bis(2-Chloroethoxy)Methane	111-91-1		U	191	95.6
2,4-Dichlorophenol	120-83-2		U	191	95.6
1,2,4-Trichlorobenzene	120-82-1		U	191	95.6
Naphthalene	91-20-3		U	191	95.6
4-Chloroaniline	106-47-8		U	191	95.6
Hexachlorobutadiene	87-68-3		U	191	95.6
4-Chloro-3-methylphenol	59-50-7		U	191	95.6
2-Methylnaphthalene	91-57-6		U	191	95.6
Hexachlorocyclopentadiene	77-47-4		U	191	95.6
2,4,6-Trichlorophenol	88-06-2		U	191	95.6
2,4,5-Trichlorophenol	95-95-4		U	191	95.6
2-Chloronaphthalene	91-58-7		U	191	95.6
2-Nitroaniline	88-74-4		U	956	382
Dimethylphthalate	131-11-3		U	191	95.6
Acenaphthylene	208-96-8		U	191	95.6

Report Number: L0304159
Report Date : April 18, 2003

Sample Number: L0304159-02
Client ID: SB-41/18.5'
Matrix: Soil
Workgroup Number: WG138425
Collect Date: 07-APR-03
Sample Tag: 01

Prep Method: 3550B
Analytical Method: 8270C
Analyst: CLK
Dilution: 1
Units: ug/kg
Percent Solid: 86.3

Instrument: HPMS4
Prep Date: 04/09/2003 08:00
Cal Date:
Run Date: 04/15/2003 15:31
File ID: 4M18135

Analyte	CAS. Number	Result	Qual	RL	MDL
2,6-Dinitrotoluene	606-20-2		U	191	95.6
3-Nitroaniline	99-09-2		U	956	382
Acenaphthene	83-32-9		U	191	95.6
2,4-Dinitrophenol	51-28-5		U	956	382
4-Nitrophenol	100-02-7		U	956	382
Dibenzofuran	132-64-9		U	191	95.6
2,4-Dinitrotoluene	121-14-2		U	191	95.6
Diethylphthalate	84-66-2		U	191	95.6
4-Chlorophenyl-phenyl ether	7005-72-3		U	191	95.6
Fluorene	86-73-7		U	191	95.6
4-Nitroaniline	100-01-6		U	956	382
4,6-Dinitro-2-methylphenol	534-52-1		U	956	382
N-Nitrosodiphenylamine	86-30-6		U	191	95.6
4-Bromophenyl-phenylether	101-55-3		U	191	95.6
Hexachlorobenzene	118-74-1		U	191	95.6
Pentachlorophenol	87-86-5		U	956	382
Phenanthrene	85-01-8		U	191	95.6
Anthracene	120-12-7		U	191	95.6
Di-N-Butylphthalate	84-74-2		U	191	95.6
Fluoranthene	206-44-0		U	191	95.6
Pyrene	129-00-0		U	191	95.6
Butylbenzylphthalate	85-68-7		U	191	95.6
3,3'-Dichlorobenzidine	91-94-1		U	382	191
Benzo(a)anthracene	56-55-3		U	191	95.6
Chrysene	218-01-9		U	191	95.6
bis(2-Ethylhexyl)phthalate	117-81-7		U	191	95.6
Di-n-octylphthalate	117-84-0		U	191	95.6
Benzo(b)fluoranthene	205-99-2		U	191	95.6
Benzo(k)fluoranthene	207-08-9		U	191	95.6
Benzo(a)pyrene	50-32-8		U	191	95.6
Indeno(1,2,3-cd)pyrene	193-39-5		U	191	95.6
Dibenzo(a,h)Anthracene	53-70-3		U	191	95.6
Benzo(g,h,i)Perylene	191-24-2		U	191	95.6

Analyte	% Recovery	Lower	Upper	Qual
2-Fluorophenol	39.9	25	121	
Phenol-d5	46.0	24	113	
Nitrobenzene-d5	45.1	23	120	
2-Fluorobiphenyl	43.3	30	115	
2,4,6-Tribromophenol	77.2	19	122	
p-Terphenyl-d14	48.6	18	137	

U This analyte was not detected in the sample.

Sample Number: L0304159-02
Client ID: SB-41/18.5'
Matrix: Soil
Workgroup Number: WG138425
Collect Date: 07-APR-03
Sample Tag: 02

Prep Method: 3550B
Analytical Method: 8270C
Analyst: CLK
Dilution: 1
Units: ug/kg
Percent Solid: 86.3

Instrument: HPMS5
Prep Date: 04/09/2003 08:00
Cal Date: 17/04/2003 17:12
Run Date: 04/18/2003 06:50
File ID: 5M25876

Analyte	CAS. Number	Result	Qual	RL	MDL
Phenol	108-95-2		U	191	95.6
Bis(2-Chloroethyl)ether	111-44-4		U	191	95.6
2-Chlorophenol	95-57-8		U	191	95.6
1,3-Dichlorobenzene	541-73-1		U	191	95.6
1,4-Dichlorobenzene	106-46-7		U	191	95.6
Benzyl alcohol	100-51-6		U	191	95.6

KEMRON ENVIRONMENTAL SERVICES

Report Number: L0304159
Report Date : April 18, 2003

Sample Number: L0304159-02
Client ID: SB-41/18.5'
Matrix: Soil
Workgroup Number: WG138425
Collect Date: 07-APR-03
Sample Tag: 02

Prep Method: 3550B
Analytical Method: 8270C
Analyst: CLK
Dilution: 1
Units: ug/kg
Percent Solid: 86.3

Instrument: HPMS5
Prep Date: 04/09/2003 08:00
Cal Date: 17/04/2003 17:12
Run Date: 04/18/2003 06:50
File ID: 5M25876

Analyte	CAS. Number	Result	Qual	RL	MDL
1,2-Dichlorobenzene	95-50-1		U	191	95.6
2-Methylphenol	95-48-7		U	191	95.6
3-,4-Methylphenol	106-44-5		U	191	95.6
bis(2-Chloroisopropyl)ether	108-60-1		U	191	95.6
N-Nitrosodipropylamine	621-64-7		U	191	95.6
Hexachloroethane	67-72-1		U	191	95.6
Nitrobenzene	98-95-3		U	191	95.6
Isophorone	78-59-1		U	191	95.6
2-Nitrophenol	88-75-5		U	191	95.6
2,4-Dimethylphenol	105-67-9		U	191	95.6
Benzoic acid	65-85-0		U	956	382
Bis(2-Chloroethoxy)Methane	111-91-1		U	191	95.6
2,4-Dichlorophenol	120-83-2		U	191	95.6
1,2,4-Trichlorobenzene	120-82-1		U	191	95.6
Naphthalene	91-20-3		U	191	95.6
4-Chloroaniline	106-47-8		U	191	95.6
Hexachlorobutadiene	87-68-3		U	191	95.6
4-Chloro-3-methylphenol	59-50-7		U	191	95.6
2-Methylnaphthalene	91-57-6		U	191	95.6
Hexachlorocyclopentadiene	77-47-4		U	191	95.6
2,4,6-Trichlorophenol	88-06-2		U	191	95.6
2,4,5-Trichlorophenol	95-95-4		U	191	95.6
2-Chloronaphthalene	91-58-7		U	191	95.6
2-Nitroaniline	88-74-4		U	956	382
Dimethylphthalate	131-11-3		U	191	95.6
Acenaphthylene	208-96-8		U	191	95.6
2,6-Dinitrotoluene	606-20-2		U	191	95.6
3-Nitroaniline	99-09-2		U	956	382
Acenaphthene	83-32-9		U	191	95.6
2,4-Dinitrophenol	51-28-5		U	956	382
4-Nitrophenol	100-02-7		U	956	382
Dibenzofuran	132-64-9		U	191	95.6
2,4-Dinitrotoluene	121-14-2		U	191	95.6
Diethylphthalate	84-66-2		U	191	95.6
4-Chlorophenyl-phenyl ether	7005-72-3		U	191	95.6
Fluorene	86-73-7		U	191	95.6
4-Nitroaniline	100-01-6		U	956	382
4,6-Dinitro-2-methylphenol	534-52-1		U	956	382
N-Nitrosodiphenylamine	86-30-6		U	191	95.6
4-Bromophenyl-phenylether	101-55-3		U	191	95.6
Hexachlorobenzene	118-74-1		U	191	95.6
Pentachlorophenol	87-86-5		U	956	382
Phenanthrene	85-01-8		U	191	95.6
Anthracene	120-12-7		U	191	95.6
Di-N-Butylphthalate	84-74-2		U	191	95.6
Fluoranthene	206-44-0		U	191	95.6
Pyrene	129-00-0		U	191	95.6
Butylbenzylphthalate	85-68-7		U	191	95.6
3,3'-Dichlorobenzidine	91-94-1		U	382	191
Benzo(a)anthracene	56-55-3		U	191	95.6
Chrysene	218-01-9		U	191	95.6
bis(2-Ethylhexyl)phthalate	117-81-7		U	191	95.6
Di-n-octylphthalate	117-84-0		U	191	95.6
Benzo(b)fluoranthene	205-99-2		U	191	95.6
Benzo(k)fluoranthene	207-08-9		U	191	95.6
Benzo(a)pyrene	50-32-8		U	191	95.6
Indeno(1,2,3-cd)pyrene	193-39-5		U	191	95.6
Dibenzo(a,h)Anthracene	53-70-3		U	191	95.6
Benzo(g,h,i)Perylene	191-24-2		U	191	95.6

Report Number: L0304159
Report Date : April 18, 2003

Sample Number: L0304159-02
Client ID: SB-41/18.5'
Matrix: Soil
Workgroup Number: WG138425
Collect Date: 07-APR-03
Sample Tag: 02

Prep Method: 3550B
Analytical Method: 8270C
Analyst: CLK
Dilution: 1
Units: ug/kg
Percent Solid: 86.3

Instrument: HPMS5
Prep Date: 04/09/2003 08:00
Cal Date: 17/04/2003 17:12
Run Date: 04/18/2003 06:50
File ID: 5M25876

Analyte	% Recovery	Lower	Upper	Qual
2-Fluorophenol	41.2	25	121	
Phenol-d5	51.8	24	113	
Nitrobenzene-d5	43.4	23	120	
2-Fluorobiphenyl	59.4	30	115	
2,4,6-Tribromophenol	87.3	19	122	
p-Terphenyl-d14	66.8	18	137	

U This analyte was not detected in the sample.

Sample Number: L0304159-02
Client ID: SB-41/18.5'
Matrix: Soil
Workgroup Number: WG137997
Collect Date: 07-APR-03

Prep Method: D2216-90
Analytical Method: D2216-90
Analyst: TMM
Dilution: 1
Units: weight %

Instrument: OVEN
Prep Date: 04/09/2003 13:20
Cal Date:
Run Date: 04/09/2003 13:20
File ID:

Analyte	CAS. Number	Result	Qual	RL	MDL
Percent Solids	10-02-6	86		1.00	1.00

Sample Number: L0304159-03
Client ID: SB-41/29-31'
Matrix: Soil
Workgroup Number: WG138020
Collect Date: 07-APR-03
Sample Tag: 01

Prep Method: 3050B
Analytical Method: 6010B
Analyst: CRC
Dilution: 1
Units: mg/kg
Percent Solid: 92.8

Instrument: IRIS-ICP
Prep Date: 04/09/2003 11:45
Cal Date: 09/04/2003 18:22
Run Date: 04/09/2003 20:26
File ID: IR.040903.202600

Analyte	CAS. Number	Result	Qual	RL	MDL
Lead, Total	7439-92-1	12.6		5.13	0.513

Sample Number: L0304159-03
Client ID: SB-41/29-31'
Matrix: Soil
Workgroup Number: WG138239
Collect Date: 07-APR-03

Prep Method: 5030B
Analytical Method: 8260B
Analyst: CMS
Dilution: 1
Units: ug/kg
Percent Solid: 92.8

Instrument: HPMS11
Prep Date: 04/12/2003 20:07
Cal Date: 07/04/2003 10:59
Run Date: 04/12/2003 20:07
File ID: 11M14363

Analyte	CAS. Number	Result	Qual	RL	MDL
Acetone	67-64-1		U	108	5.39
Benzene	71-43-2		U	5.39	0.539
Bromobenzene	108-86-1		U	5.39	0.539
Bromochloromethane	74-97-5		U	5.39	0.539
Bromodichloromethane	75-27-4		U	5.39	0.539
Bromoform	75-25-2		U	5.39	0.539
Bromomethane	74-83-9		U	10.8	1.08

KEMRON ENVIRONMENTAL SERVICES

Report Number: L0304159
Report Date : April 18, 2003

Sample Number: L0304159-03
Client ID: SB-41/29-31'
Matrix: Soil
Workgroup Number: WG138239
Collect Date: 07-APR-03

Prep Method: 5030B
Analytical Method: 8260B
Analyst: CMS
Dilution: 1
Units: ug/kg
Percent Solid: 92.8

Instrument: HPMS11
Prep Date: 04/12/2003 20:07
Cal Date: 07/04/2003 10:59
Run Date: 04/12/2003 20:07
File ID: 11M14363

Analyte	CAS. Number	Result	Qual	RL	MDL
2-Butanone	78-93-3		U	108	2.69
n-Butylbenzene	104-51-8		U	5.39	0.539
sec-Butylbenzene	135-98-8		U	5.39	0.539
tert-Butylbenzene	98-06-6		U	5.39	0.539
Carbon disulfide	75-15-0		U	5.39	0.539
Carbon tetrachloride	56-23-5		U	5.39	0.539
Chlorobenzene	108-90-7		U	5.39	0.539
Chlorodibromomethane	124-48-1		U	5.39	0.539
Chloroethane	75-00-3		U	10.8	1.08
2-Chloroethyl vinyl ether	110-75-8		U	10.8	0.539
Chloroform	67-66-3		U	5.39	0.539
Chloromethane	74-87-3		U	10.8	2.16
2-Chlorotoluene	95-49-8		U	5.39	0.539
4-Chlorotoluene	106-43-4		U	5.39	0.539
1,2-Dibromo-3-chloropropane	96-12-8		U	5.39	1.08
1,2-Dibromoethane	106-93-4		U	5.39	0.539
Dibromomethane	74-95-3		U	5.39	0.539
1,2-Dichlorobenzene	95-50-1		U	5.39	0.539
1,3-Dichlorobenzene	541-73-1		U	5.39	0.539
1,4-Dichlorobenzene	106-46-7		U	5.39	0.539
Dichlorodifluoromethane	75-71-8		U	10.8	1.08
1,1-Dichloroethane	75-34-3		U	5.39	1.08
1,2-Dichloroethane	107-06-2		U	5.39	0.539
1,1-Dichloroethene	75-35-4		U	5.39	0.539
cis-1,2-Dichloroethene	156-59-2	4.38	J	5.39	0.539
trans-1,2-Dichloroethene	156-60-5		U	5.39	0.539
1,2-Dichloropropane	78-87-5		U	5.39	0.539
1,3-Dichloropropane	142-28-9		U	5.39	0.539
2,2-Dichloropropane	594-20-7		U	5.39	0.539
cis-1,3-Dichloropropene	10061-01-5		U	5.39	0.539
trans-1,3-Dichloropropene	10061-02-6		U	5.39	0.539
1,1-Dichloropropene	563-58-6		U	5.39	0.539
Ethylbenzene	100-41-4		U	5.39	0.539
2-Hexanone	591-78-6		U	10.8	2.69
Hexachlorobutadiene	87-68-3		U	5.39	0.539
Isopropylbenzene	98-82-8		U	5.39	0.539
p-Isopropyltoluene	99-87-6		U	5.39	0.539
4-Methyl-2-pentanone	108-10-1		U	10.8	2.69
Methylene chloride	75-09-2		U	5.39	1.08
Naphthalene	91-20-3		U	10.8	0.539
n-Propylbenzene	103-65-1		U	5.39	0.539
Styrene	100-42-5		U	5.39	0.539
1,1,1,2-Tetrachloroethane	630-20-6		U	5.39	0.539
1,1,2,2-Tetrachloroethane	79-34-5		U	5.39	0.539
Tetrachloroethene	127-18-4		U	5.39	0.539
Toluene	108-88-3		U	5.39	0.539
1,2,3-Trichlorobenzene	87-61-6		U	5.39	0.539
1,2,4-Trichlorobenzene	120-82-1		U	5.39	0.539
1,1,1-Trichloroethane	71-55-6		U	5.39	0.539
1,1,2-Trichloroethane	79-00-5		U	5.39	0.539
Trichloroethene	79-01-6	1.01	J	5.39	0.539
Trichlorofluoromethane	75-69-4		U	10.8	1.08
1,2,3-Trichloropropane	96-18-4		U	5.39	0.690
1,2,4-Trimethylbenzene	95-63-6		U	5.39	0.539
1,3,5-Trimethylbenzene	108-67-8		U	5.39	0.539
Vinyl acetate	108-05-4		U	10.8	1.08
Vinyl chloride	75-01-4	8.39	J	10.8	1.08
o-Xylene	95-47-6		U	5.39	0.539
m-,p-Xylene	136777-61-2		U	5.39	0.539

Report Number: L0304159
Report Date : April 18, 2003

Sample Number: L0304159-03
Client ID: SB-41/29-31'
Matrix: Soil
Workgroup Number: WG138239
Collect Date: 07-APR-03

Prep Method: 5030B
Analytical Method: 8260B
Analyst: CMS
Dilution: 1
Units: ug/kg
Percent Solid: 92.8

Instrument: HPMS11
Prep Date: 04/12/2003 20:07
Cal Date: 07/04/2003 10:59
Run Date: 04/12/2003 20:07
File ID: 11M14363

Analyte	% Recovery	Lower	Upper	Qual
Dibromofluoromethane	113	80	120	
1,2-Dichloroethane-d4	98.2	80	120	
Toluene-d8	121	81	117	*
4-Bromofluorobenzene	187	74	121	*

J This compound was detected at a level above the method detection limit, but below the reporting limit.
U This analyte was not detected in the sample.

Sample Number: L0304159-03
Client ID: SB-41/29-31'
Matrix: Soil
Workgroup Number: WG138353
Collect Date: 07-APR-03
Sample Tag: A1

Prep Method: 5030B
Analytical Method: 8260B
Analyst: CMS
Dilution: 1
Units: ug/kg
Percent Solid: 92.8

Instrument: HPMS11
Prep Date: 04/15/2003 12:27
Cal Date: 07/04/2003 10:59
Run Date: 04/15/2003 12:27
File ID: 11M14382

Analyte	CAS. Number	Result	Qual	RL	MDL
Acetone	67-64-1		U	108	5.39
Benzene	71-43-2		U	5.39	0.539
Bromobenzene	108-86-1		U	5.39	0.539
Bromochloromethane	74-97-5		U	5.39	0.539
Bromodichloromethane	75-27-4		U	5.39	0.539
Bromoform	75-25-2		U	5.39	0.539
Bromomethane	74-83-9		U	10.8	1.08
2-Butanone	78-93-3		U	108	2.69
n-Butylbenzene	104-51-8		U	5.39	0.539
sec-Butylbenzene	135-98-8		U	5.39	0.539
tert-Butylbenzene	98-06-6		U	5.39	0.539
Carbon disulfide	75-15-0		U	5.39	0.539
Carbon tetrachloride	56-23-5		U	5.39	0.539
Chlorobenzene	108-90-7		U	5.39	0.539
Chlorodibromomethane	124-48-1		U	5.39	0.539
Chloroethane	75-00-3		U	10.8	1.08
2-Chloroethyl vinyl ether	110-75-8		U	10.8	0.539
Chloroform	67-66-3		U	5.39	0.539
Chloromethane	74-87-3		U	10.8	2.16
2-Chlorotoluene	95-49-8		U	5.39	0.539
4-Chlorotoluene	106-43-4		U	5.39	0.539
1,2-Dibromo-3-chloropropane	96-12-8		U	5.39	1.08
1,2-Dibromoethane	106-93-4		U	5.39	0.539
Dibromomethane	74-95-3		U	5.39	0.539
1,2-Dichlorobenzene	95-50-1		U	5.39	0.539
1,3-Dichlorobenzene	541-73-1		U	5.39	0.539
1,4-Dichlorobenzene	106-46-7		U	5.39	0.539
Dichlorodifluoromethane	75-71-8		U	10.8	1.08
1,1-Dichloroethane	75-34-3		U	5.39	1.08
1,2-Dichloroethane	107-06-2		U	5.39	0.539
1,1-Dichloroethene	75-35-4		U	5.39	0.539
cis-1,2-Dichloroethene	156-59-2	1.99	J	5.39	0.539
trans-1,2-Dichloroethene	156-60-5		U	5.39	0.539
1,2-Dichloropropane	78-87-5		U	5.39	0.539
1,3-Dichloropropane	142-28-9		U	5.39	0.539
2,2-Dichloropropane	594-20-7		U	5.39	0.539
cis-1,3-Dichloropropene	10061-01-5		U	5.39	0.539
trans-1,3-Dichloropropene	10061-02-6		U	5.39	0.539
1,1-Dichloropropene	563-58-6		U	5.39	0.539
Ethylbenzene	100-41-4		U	5.39	0.539
2-Hexanone	591-78-6		U	10.8	2.69

Report Number: L0304159
Report Date : April 18, 2003

Sample Number: L0304159-03
Client ID: SB-41/29-31'
Matrix: Soil
Workgroup Number: WG138353
Collect Date: 07-APR-03
Sample Tag: A1

Prep Method: 5030B
Analytical Method: 8260B
Analyst: CMS
Dilution: 1
Units: ug/kg
Percent Solid: 92.8

Instrument: HPMS11
Prep Date: 04/15/2003 12:27
Cal Date: 07/04/2003 10:59
Run Date: 04/15/2003 12:27
File ID: 11M14382

Analyte	CAS. Number	Result	Qual	RL	MDL
Hexachlorobutadiene	87-68-3		U	5.39	0.539
Isopropylbenzene	98-82-8		U	5.39	0.539
p-Isopropyltoluene	99-87-6		U	5.39	0.539
4-Methyl-2-pentanone	108-10-1		U	10.8	2.69
Methylene chloride	75-09-2		U	5.39	1.08
Naphthalene	91-20-3		U	10.8	0.539
n-Propylbenzene	103-65-1		U	5.39	0.539
Styrene	100-42-5		U	5.39	0.539
1,1,1,2-Tetrachloroethane	630-20-6		U	5.39	0.539
1,1,2,2-Tetrachloroethane	79-34-5		U	5.39	0.539
Tetrachloroethene	127-18-4		U	5.39	0.539
Toluene	108-88-3		U	5.39	0.539
1,2,3-Trichlorobenzene	87-61-6		U	5.39	0.539
1,2,4-Trichlorobenzene	120-82-1		U	5.39	0.539
1,1,1-Trichloroethane	71-55-6		U	5.39	0.539
1,1,2-Trichloroethane	79-00-5		U	5.39	0.539
Trichloroethene	79-01-6		U	5.39	0.539
Trichlorofluoromethane	75-69-4		U	10.8	1.08
1,2,3-Trichloropropane	96-18-4		U	5.39	0.690
1,2,4-Trimethylbenzene	95-63-6		U	5.39	0.539
1,3,5-Trimethylbenzene	108-67-8		U	5.39	0.539
Vinyl acetate	108-05-4		U	10.8	1.08
Vinyl chloride	75-01-4	3.60	J	10.8	1.08
o-Xylene	95-47-6		U	5.39	0.539
m-,p-Xylene	136777-61-2		U	5.39	0.539

Analyte	% Recovery	Lower	Upper	Qual
Dibromofluoromethane	111	80	120	
1,2-Dichloroethane-d4	98.6	80	120	
Toluene-d8	124	81	117	*
4-Bromofluorobenzene	184	74	121	*

J This compound was detected at a level above the method detection limit, but below the reporting limit.
U This analyte was not detected in the sample.

Sample Number: L0304159-03
Client ID: SB-41/29-31'
Matrix: Soil
Workgroup Number: WG138425
Collect Date: 07-APR-03
Sample Tag: 01

Prep Method: 3550B
Analytical Method: 8270C
Analyst: CLK
Dilution: 1
Units: ug/kg
Percent Solid: 92.8

Instrument: HPMS4
Prep Date: 04/09/2003 08:00
Cal Date:
Run Date: 04/15/2003 14:22
File ID: 4M18133

Analyte	CAS. Number	Result	Qual	RL	MDL
Phenol	108-95-2		U	178	88.9
Bis(2-Chloroethyl)ether	111-44-4		U	178	88.9
2-Chlorophenol	95-57-8		U	178	88.9
1,3-Dichlorobenzene	541-73-1		U	178	88.9
1,4-Dichlorobenzene	106-46-7		U	178	88.9
Benzyl alcohol	100-51-6		U	178	88.9
1,2-Dichlorobenzene	95-50-1		U	178	88.9
2-Methylphenol	95-48-7		U	178	88.9
3-,4-Methylphenol	106-44-5		U	178	88.9
bis(2-Chloroisopropyl)ether	108-60-1		U	178	88.9
N-Nitrosodipropylamine	621-64-7		U	178	88.9
[illegible]chloroethane	67-72-1		U	178	88.9
Nitrobenzene	98-95-3		U	178	88.9
Isophorone	78-59-1		U	178	88.9

KEMRON ENVIRONMENTAL SERVICES

Report Number: L0304159
Report Date : April 18, 2003

Sample Number: L0304159-03
Client ID: SB-41/29-31'
Matrix: Soil
Workgroup Number: WG138425
Collect Date: 07-APR-03
Sample Tag: 01

Prep Method: 3550B
Analytical Method: 8270C
Analyst: CLK
Dilution: 1
Units: ug/kg
Percent Solid: 92.8

Instrument: HPMS4
Prep Date: 04/09/2003 08:00
Cal Date:
Run Date: 04/15/2003 14:22
File ID: 4M18133

Analyte	CAS. Number	Result	Qual	RL	MDL
2-Nitrophenol	88-75-5		U	178	88.9
2,4-Dimethylphenol	105-67-9		U	178	88.9
Benzoic acid	65-85-0		U	889	356
Bis(2-Chloroethoxy)Methane	111-91-1		U	178	88.9
2,4-Dichlorophenol	120-83-2		U	178	88.9
1,2,4-Trichlorobenzene	120-82-1		U	178	88.9
Naphthalene	91-20-3		U	178	88.9
4-Chloroaniline	106-47-8		U	178	88.9
Hexachlorobutadiene	87-68-3		U	178	88.9
4-Chloro-3-methylphenol	59-50-7		U	178	88.9
2-Methylnaphthalene	91-57-6		U	178	88.9
Hexachlorocyclopentadiene	77-47-4		U	178	88.9
2,4,6-Trichlorophenol	88-06-2		U	178	88.9
2,4,5-Trichlorophenol	95-95-4		U	178	88.9
2-Chloronaphthalene	91-58-7		U	178	88.9
2-Nitroaniline	88-74-4		U	889	356
Dimethylphthalate	131-11-3		U	178	88.9
Acenaphthylene	208-96-8		U	178	88.9
2,6-Dinitrotoluene	606-20-2		U	178	88.9
3-Nitroaniline	99-09-2		U	889	356
Acenaphthene	83-32-9		U	178	88.9
2,4-Dinitrophenol	51-28-5		U	889	356
4-Nitrophenol	100-02-7		U	889	356
Dibenzofuran	132-64-9		U	178	88.9
2,4-Dinitrotoluene	121-14-2		U	178	88.9
Diethylphthalate	84-66-2		U	178	88.9
4-Chlorophenyl-phenyl ether	7005-72-3		U	178	88.9
Fluorene	86-73-7		U	178	88.9
4-Nitroaniline	100-01-6		U	889	356
4,6-Dinitro-2-methylphenol	534-52-1		U	889	356
N-Nitrosodiphenylamine	86-30-6		U	178	88.9
4-Bromophenyl-phenylether	101-55-3		U	178	88.9
Hexachlorobenzene	118-74-1		U	178	88.9
Pentachlorophenol	87-86-5		U	889	356
Phenanthrene	85-01-8		U	178	88.9
Anthracene	120-12-7		U	178	88.9
Di-N-Butylphthalate	84-74-2		U	178	88.9
Fluoranthene	206-44-0		U	178	88.9
Pyrene	129-00-0		U	178	88.9
Butylbenzylphthalate	85-68-7		U	178	88.9
3,3'-Dichlorobenzidine	91-94-1		U	356	178
Benzo(a)anthracene	56-55-3		U	178	88.9
Chrysene	218-01-9		U	178	88.9
bis(2-Ethylhexyl)phthalate	117-81-7		U	178	88.9
Di-n-octylphthalate	117-84-0		U	178	88.9
Benzo(b)fluoranthene	205-99-2		U	178	88.9
Benzo(k)fluoranthene	207-08-9		U	178	88.9
Benzo(a)pyrene	50-32-8		U	178	88.9
Indeno(1,2,3-cd)pyrene	193-39-5		U	178	88.9
Dibenzo(a,h)Anthracene	53-70-3		U	178	88.9
Benzo(g,h,i)Perylene	191-24-2		U	178	88.9

Report Number: L0304159
Report Date : April 18, 2003

Sample Number: L0304159-03
Client ID: SB-41/29-31'
Matrix: Soil
Workgroup Number: WG138425
Collect Date: 07-APR-03
Sample Tag: 01

Prep Method: 3550B
Analytical Method: 8270C
Analyst: CLK
Dilution: 1
Units: ug/kg
Percent Solid: 92.8

Instrument: HPMS4
Prep Date: 04/09/2003 08:00
Cal Date:
Run Date: 04/15/2003 14:22
File ID: 4M18133

Analyte	% Recovery	Lower	Upper	Qual
2-Fluorophenol	45.8	25	121	
Phenol-d5	49.9	24	113	
Nitrobenzene-d5	44.2	23	120	
2-Fluorobiphenyl	45.0	30	115	
2,4,6-Tribromophenol	49.5	19	122	
p-Terphenyl-d14	53.7	18	137	

U This analyte was not detected in the sample.

Sample Number: L0304159-03
Client ID: SB-41/29-31'
Matrix: Soil
Workgroup Number: WG138425
Collect Date: 07-APR-03
Sample Tag: 02

Prep Method: 3550B
Analytical Method: 8270C
Analyst: CLK
Dilution: 1
Units: ug/kg
Percent Solid: 92.8

Instrument: HPMS5
Prep Date: 04/09/2003 08:00
Cal Date: 17/04/2003 17:12
Run Date: 04/18/2003 02:07
File ID: 5M25867

Analyte	CAS. Number	Result	Qual	RL	MDL
Phenol	108-95-2		U	178	88.9
Bis(2-Chloroethyl)ether	111-44-4		U	178	88.9
2-Chlorophenol	95-57-8		U	178	88.9
1,3-Dichlorobenzene	541-73-1		U	178	88.9
1,4-Dichlorobenzene	106-46-7		U	178	88.9
Benzyl alcohol	100-51-6		U	178	88.9
1,2-Dichlorobenzene	95-50-1		U	178	88.9
2-Methylphenol	95-48-7		U	178	88.9
3-,4-Methylphenol	106-44-5		U	178	88.9
bis(2-Chloroisopropyl)ether	108-60-1		U	178	88.9
N-Nitrosodipropylamine	621-64-7		U	178	88.9
Hexachloroethane	67-72-1		U	178	88.9
Nitrobenzene	98-95-3		U	178	88.9
Isophorone	78-59-1		U	178	88.9
2-Nitrophenol	88-75-5		U	178	88.9
2,4-Dimethylphenol	105-67-9		U	178	88.9
Benzoic acid	65-85-0		U	889	356
Bis(2-Chloroethoxy)Methane	111-91-1		U	178	88.9
2,4-Dichlorophenol	120-83-2		U	178	88.9
1,2,4-Trichlorobenzene	120-82-1		U	178	88.9
Naphthalene	91-20-3		U	178	88.9
4-Chloroaniline	106-47-8		U	178	88.9
Hexachlorobutadiene	87-68-3		U	178	88.9
4-Chloro-3-methylphenol	59-50-7		U	178	88.9
2-Methylnaphthalene	91-57-6		U	178	88.9
Hexachlorocyclopentadiene	77-47-4		U	178	88.9
2,4,6-Trichlorophenol	88-06-2		U	178	88.9
2,4,5-Trichlorophenol	95-95-4		U	178	88.9
2-Chloronaphthalene	91-58-7		U	178	88.9
2-Nitroaniline	88-74-4		U	889	356
Dimethylphthalate	131-11-3		U	178	88.9
Acenaphthylene	208-96-8		U	178	88.9
2,6-Dinitrotoluene	606-20-2		U	178	88.9
3-Nitroaniline	99-09-2		U	889	356
Acenaphthene	83-32-9		U	178	88.9
2,4-Dinitrophenol	51-28-5		U	889	356
4-Nitrophenol	100-02-7		U	889	356
Dibenzofuran	132-64-9		U	178	88.9
2,4-Dinitrotoluene	121-14-2		U	178	88.9
Diethylphthalate	84-66-2		U	178	88.9
4-Chlorophenyl-phenyl ether	7005-72-3		U	178	88.9

Report Number: L0304159
Report Date : April 18, 2003

Sample Number: L0304159-03
Client ID: SB-41/29-31'
Matrix: Soil
Workgroup Number: WG138425
Collect Date: 07-APR-03
Sample Tag: 02

Prep Method: 3550B
Analytical Method: 8270C
Analyst: CLK
Dilution: 1
Units: ug/kg
Percent Solid: 92.8

Instrument: HPMS5
Prep Date: 04/09/2003 08:00
Cal Date: 17/04/2003 17:12
Run Date: 04/18/2003 02:07
File ID: 5M25867

Analyte	CAS. Number	Result	Qual	RL	MDL
Fluorene	86-73-7		U	178	88.9
4-Nitroaniline	100-01-6		U	889	356
4,6-Dinitro-2-methylphenol	534-52-1		U	889	356
N-Nitrosodiphenylamine	86-30-6		U	178	88.9
4-Bromophenyl-phenylether	101-55-3		U	178	88.9
Hexachlorobenzene	118-74-1		U	178	88.9
Pentachlorophenol	87-86-5		U	889	356
Phenanthrene	85-01-8		U	178	88.9
Anthracene	120-12-7		U	178	88.9
Di-N-Butylphthalate	84-74-2		U	178	88.9
Fluoranthene	206-44-0		U	178	88.9
Pyrene	129-00-0		U	178	88.9
Butylbenzylphthalate	85-68-7		U	178	88.9
3,3'-Dichlorobenzidine	91-94-1		U	356	178
Benzo(a)anthracene	56-55-3		U	178	88.9
Chrysene	218-01-9		U	178	88.9
bis(2-Ethylhexyl)phthalate	117-81-7		U	178	88.9
Di-n-octylphthalate	117-84-0		U	178	88.9
Benzo(b)fluoranthene	205-99-2		U	178	88.9
Benzo(k)fluoranthene	207-08-9		U	178	88.9
Benzo(a)pyrene	50-32-8		U	178	88.9
Indeno(1,2,3-cd)pyrene	193-39-5		U	178	88.9
Dibenzo(a,h)Anthracene	53-70-3		U	178	88.9
Benzo(g,h,i)Perylene	191-24-2		U	178	88.9

Analyte	% Recovery	Lower	Upper	Qual
2-Fluorophenol	46.7	25	121	
Phenol-d5	53.4	24	113	
Nitrobenzene-d5	42.8	23	120	
2-Fluorobiphenyl	52.9	30	115	
2,4,6-Tribromophenol	52.4	19	122	
p-Terphenyl-d14	72.5	18	137	

U This analyte was not detected in the sample.

Sample Number: L0304159-03
Client ID: SB-41/29-31'
Matrix: Soil
Workgroup Number: WG137997
Collect Date: 07-APR-03

Prep Method: D2216-90
Analytical Method: D2216-90
Analyst: TMM
Dilution: 1
Units: weight %

Instrument: OVEN
Prep Date: 04/09/2003 13:20
Cal Date:
Run Date: 04/09/2003 13:20
File ID:

Analyte	CAS. Number	Result	Qual	RL	MDL
Percent Solids	10-02-6	93		1.00	1.00

KEMRON ENVIRONMENTAL SERVICES

Report Number: L0304174
Report Date : April 21, 2003

Sample Number: L0304174-01
Client ID: SB-42 (13'-16')
Matrix: Soil
Workgroup Number: WG138321
Collect Date: 07-APR-03
Sample Tag: 01

Prep Method: 3050B
Analytical Method: 6010B
Analyst: JYH
Dilution: 1
Units: mg/kg
Percent Solid: 90.5

Instrument: IRIS-ICP
Prep Date: 04/11/2003 07:20
Cal Date: 14/04/2003 10:00
Run Date: 04/14/2003 14:19
File ID: IR.041403.141900

Analyte	CAS. Number	Result	Qual	RL	MDL
Lead, Total	7439-92-1	20.5		5.36	0.536

Sample Number: L0304174-01
Client ID: SB-42 (13'-16')
Matrix: Soil
Workgroup Number: WG138239
Collect Date: 07-APR-03

Prep Method: 5030B
Analytical Method: 8260B
Analyst: CMS
Dilution: 1
Units: ug/kg
Percent Solid: 90.5

Instrument: HPMS11
Prep Date: 04/12/2003 20:39
Cal Date: 07/04/2003 10:59
Run Date: 04/12/2003 20:39
File ID: 11M14364

Analyte	CAS. Number	Result	Qual	RL	MDL
Acetone	67-64-1		U	110	5.52
Benzene	71-43-2		U	5.52	0.552
Bromobenzene	108-86-1		U	5.52	0.552
Bromochloromethane	74-97-5		U	5.52	0.552
Bromodichloromethane	75-27-4		U	5.52	0.552
Bromoform	75-25-2		U	5.52	0.552
Bromomethane	74-83-9		U	11.0	1.10
2-Butanone	78-93-3		U	110	2.76
n-Butylbenzene	104-51-8		U	5.52	0.552
sec-Butylbenzene	135-98-8		U	5.52	0.552
tert-Butylbenzene	98-06-6		U	5.52	0.552
Carbon disulfide	75-15-0		U	5.52	0.552
Carbon tetrachloride	56-23-5		U	5.52	0.552
Chlorobenzene	108-90-7		U	5.52	0.552
Chlorodibromomethane	124-48-1		U	5.52	0.552
Chloroethane	75-00-3		U	11.0	1.10
2-Chloroethyl vinyl ether	110-75-8		U	11.0	0.552
Chloroform	67-66-3		U	5.52	0.552
Chloromethane	74-87-3		U	11.0	2.21
2-Chlorotoluene	95-49-8		U	5.52	0.552
4-Chlorotoluene	106-43-4		U	5.52	0.552
1,2-Dibromo-3-chloropropane	96-12-8		U	5.52	1.10
1,2-Dibromoethane	106-93-4		U	5.52	0.552
Dibromomethane	74-95-3		U	5.52	0.552
1,2-Dichlorobenzene	95-50-1		U	5.52	0.552
1,3-Dichlorobenzene	541-73-1		U	5.52	0.552
1,4-Dichlorobenzene	106-46-7		U	5.52	0.552
Dichlorodifluoromethane	75-71-8		U	11.0	1.10
1,1-Dichloroethane	75-34-3		U	5.52	1.10
1,2-Dichloroethane	107-06-2		U	5.52	0.552
1,1-Dichloroethene	75-35-4		U	5.52	0.552
cis-1,2-Dichloroethene	156-59-2	2.47	J	5.52	0.552
trans-1,2-Dichloroethene	156-60-5		U	5.52	0.552
1,2-Dichloropropane	78-87-5		U	5.52	0.552
1,3-Dichloropropane	142-28-9		U	5.52	0.552
2,2-Dichloropropane	594-20-7		U	5.52	0.552
cis-1,3-Dichloropropene	10061-01-5		U	5.52	0.552
trans-1,3-Dichloropropene	10061-02-6		U	5.52	0.552
1,1-Dichloropropene	563-58-6		U	5.52	0.552
Ethylbenzene	100-41-4		U	5.52	0.552
2-Hexanone	591-78-6		U	11.0	2.76
Hexachlorobutadiene	87-68-3		U	5.52	0.552

Report Number: L0304174
Report Date : April 21, 2003

Sample Number: L0304174-01
Client ID: SB-42 (13'-16')
Matrix: Soil
Workgroup Number: WG138239
Collect Date: 07-APR-03

Prep Method: 5030B
Analytical Method: 8260B
Analyst: CMS
Dilution: 1
Units: ug/kg
Percent Solid: 90.5

Instrument: HPMS11
Prep Date: 04/12/2003 20:39
Cal Date: 07/04/2003 10:59
Run Date: 04/12/2003 20:39
File ID: 11M14364

Analyte	CAS. Number	Result	Qual	RL	MDL
Isopropylbenzene	98-82-8		U	5.52	0.552
p-Isopropyltoluene	99-87-6		U	5.52	0.552
4-Methyl-2-pentanone	108-10-1		U	11.0	2.76
Methylene chloride	75-09-2		U	5.52	1.10
Naphthalene	91-20-3		U	11.0	0.552
n-Propylbenzene	103-65-1		U	5.52	0.552
Styrene	100-42-5		U	5.52	0.552
1,1,1,2-Tetrachloroethane	630-20-6		U	5.52	0.552
1,1,2,2-Tetrachloroethane	79-34-5		U	5.52	0.552
Tetrachloroethene	127-18-4	9.73		5.52	0.552
Toluene	108-88-3		U	5.52	0.552
1,2,3-Trichlorobenzene	87-61-6		U	5.52	0.552
1,2,4-Trichlorobenzene	120-82-1		U	5.52	0.552
1,1,1-Trichloroethane	71-55-6		U	5.52	0.552
1,1,2-Trichloroethane	79-00-5		U	5.52	0.552
Trichloroethene	79-01-6	30.0		5.52	0.552
Trichlorofluoromethane	75-69-4		U	11.0	1.10
1,2,3-Trichloropropane	96-18-4		U	5.52	0.707
1,2,4-Trimethylbenzene	95-63-6		U	5.52	0.552
1,3,5-Trimethylbenzene	108-67-8		U	5.52	0.552
Vinyl acetate	108-05-4		U	11.0	1.10
Vinyl chloride	75-01-4		U	11.0	1.10
o-Xylene	95-47-6		U	5.52	0.552
m-,p-Xylene	136777-61-2		U	5.52	0.552

Analyte	% Recovery	Lower	Upper	Qual
Dibromofluoromethane	107	80	120	
1,2-Dichloroethane-d4	94.5	80	120	
Toluene-d8	105	81	117	
4-Bromofluorobenzene	120	74	121	

J This compound was detected at a level above the method detection limit, but below the reporting limit.
U This analyte was not detected in the sample.

Sample Number: L0304174-01
Client ID: SB-42 (13'-16')
Matrix: Soil
Workgroup Number: WG138512
Collect Date: 07-APR-03
Sample Tag: 01

Prep Method: 3550B
Analytical Method: 8270C
Analyst: MDC
Dilution: 1
Units: ug/kg
Percent Solid: 90.5

Instrument: HPMS5
Prep Date: 04/10/2003 10:45
Cal Date: 17/04/2003 17:12
Run Date: 04/18/2003 17:16
File ID: 5M25891

Analyte	CAS. Number	Result	Qual	RL	MDL
Phenol	108-95-2		U	182	91.2
Bis(2-Chloroethyl)ether	111-44-4		U	182	91.2
2-Chlorophenol	95-57-8		U	182	91.2
1,3-Dichlorobenzene	541-73-1		U	182	91.2
1,4-Dichlorobenzene	106-46-7		U	182	91.2
Benzyl alcohol	100-51-6		U	182	91.2
1,2-Dichlorobenzene	95-50-1		U	182	91.2
2-Methylphenol	95-48-7		U	182	91.2
3-,4-Methylphenol	106-44-5		U	182	91.2
bis(2-Chloroisopropyl)ether	108-60-1		U	182	91.2
N-Nitrosodipropylamine	621-64-7		U	182	91.2
Hexachloroethane	67-72-1		U	182	91.2
Nitrobenzene	98-95-3		U	182	91.2
Isophorone	78-59-1		U	182	91.2
2-Nitrophenol	88-75-5		U	182	91.2
2,4-Dimethylphenol	105-67-9		U	182	91.2

Report Number: L0304174
Report Date : April 21, 2003

Sample Number: L0304174-01
Client ID: SB-42 (13'-16')
Matrix: Soil
Workgroup Number: WG138512
Collect Date: 07-APR-03
Sample Tag: 01

Prep Method: 3550B
Analytical Method: 8270C
Analyst: MDC
Dilution: 1
Units: ug/kg
Percent Solid: 90.5

Instrument: HPMS5
Prep Date: 04/10/2003 10:45
Cal Date: 17/04/2003 17:12
Run Date: 04/18/2003 17:16
File ID: 5M25891

Analyte	CAS. Number	Result	Qual	RL	MDL
Benzoic acid	65-85-0		U	912	365
Bis(2-Chloroethoxy)Methane	111-91-1		U	182	91.2
2,4-Dichlorophenol	120-83-2		U	182	91.2
1,2,4-Trichlorobenzene	120-82-1		U	182	91.2
Naphthalene	91-20-3		U	182	91.2
4-Chloroaniline	106-47-8		U	182	91.2
Hexachlorobutadiene	87-68-3		U	182	91.2
4-Chloro-3-methylphenol	59-50-7		U	182	91.2
2-Methylnaphthalene	91-57-6		U	182	91.2
Hexachlorocyclopentadiene	77-47-4		U	182	91.2
2,4,6-Trichlorophenol	88-06-2		U	182	91.2
2,4,5-Trichlorophenol	95-95-4		U	182	91.2
2-Chloronaphthalene	91-58-7		U	182	91.2
2-Nitroaniline	88-74-4		U	912	365
Dimethylphthalate	131-11-3		U	182	91.2
Acenaphthylene	208-96-8		U	182	91.2
2,6-Dinitrotoluene	606-20-2		U	182	91.2
3-Nitroaniline	99-09-2		U	912	365
Acenaphthene	83-32-9		U	182	91.2
2,4-Dinitrophenol	51-28-5		U	912	365
4-Nitrophenol	100-02-7		U	912	365
Dibenzofuran	132-64-9		U	182	91.2
2,4-Dinitrotoluene	121-14-2		U	182	91.2
Diethylphthalate	84-66-2		U	182	91.2
4-Chlorophenyl-phenyl ether	7005-72-3		U	182	91.2
Fluorene	86-73-7		U	182	91.2
4-Nitroaniline	100-01-6		U	912	365
4,6-Dinitro-2-methylphenol	534-52-1		U	912	365
N-Nitrosodiphenylamine	86-30-6		U	182	91.2
4-Bromophenyl-phenylether	101-55-3		U	182	91.2
Hexachlorobenzene	118-74-1		U	182	91.2
Pentachlorophenol	87-86-5		U	912	365
Phenanthrene	85-01-8		U	182	91.2
Anthracene	120-12-7		U	182	91.2
Di-N-Butylphthalate	84-74-2		U	182	91.2
Fluoranthene	206-44-0		U	182	91.2
Pyrene	129-00-0		U	182	91.2
Butylbenzylphthalate	85-68-7		U	182	91.2
3,3'-Dichlorobenzidine	91-94-1		U	365	182
Benzo(a)anthracene	56-55-3		U	182	91.2
Chrysene	218-01-9		U	182	91.2
bis(2-Ethylhexyl)phthalate	117-81-7		U	182	91.2
Di-n-octylphthalate	117-84-0		U	182	91.2
Benzo(b)fluoranthene	205-99-2		U	182	91.2
Benzo(k)fluoranthene	207-08-9		U	182	91.2
Benzo(a)pyrene	50-32-8		U	182	91.2
Indeno(1,2,3-cd)pyrene	193-39-5		U	182	91.2
Dibenzo(a,h)Anthracene	53-70-3		U	182	91.2
Benzo(g,h,i)Perylene	191-24-2		U	182	91.2

Analyte	% Recovery	Lower	Upper	Qual
2-Fluorophenol	37.9	25	121	
Phenol-d5	47.9	24	113	
Nitrobenzene-d5	43.9	23	120	
2-Fluorobiphenyl	55.8	30	115	
2,4,6-Tribromophenol	76.4	19	122	
p-Terphenyl-d14	96.8	18	137	

U This analyte was not detected in the sample.

Report Number: L0304174
Report Date : April 21, 2003

Sample Number: L0304174-01
Client ID: SB-42 (13'-16')
Matrix: Soil
Workgroup Number: WG138143
Collect Date: 07-APR-03

Prep Method: D2216-90
Analytical Method: D2216-90
Analyst: TMM
Dilution: 1
Units: weight %

Instrument: OVEN
Prep Date: 04/10/2003 09:20
Cal Date:
Run Date: 04/10/2003 09:20
File ID:

Analyte	CAS. Number	Result	Qual	RL	MDL
Percent Solids	10-02-6	90		1.00	1.00

Sample Number: L0304174-02
Client ID: SB-42 (18'-20')
Matrix: Soil
Workgroup Number: WG138321
Collect Date: 07-APR-03
Sample Tag: 01

Prep Method: 3050B
Analytical Method: 6010B
Analyst: JYH
Dilution: 1
Units: mg/kg
Percent Solid: 85.5

Instrument: IRIS-ICP
Prep Date: 04/11/2003 07:20
Cal Date: 14/04/2003 10:00
Run Date: 04/14/2003 14:43
File ID: IR.041403.144300

Analyte	CAS. Number	Result	Qual	RL	MDL
Lead, Total	7439-92-1	23.4		5.97	0.597

Sample Number: L0304174-02
Client ID: SB-42 (18'-20')
Matrix: Soil
Workgroup Number: WG138279
Collect Date: 07-APR-03

Prep Method: 5030B
Analytical Method: 8260B
Analyst: MES
Dilution: 100
Units: ug/kg
Percent Solid: 85.5

Instrument: HPMS10
Prep Date: 04/14/2003 13:16
Cal Date: 25/02/2003 16:59
Run Date: 04/14/2003 13:16
File ID: 10M22196

Analyte	CAS. Number	Result	Qual	RL	MDL
Acetone	67-64-1		U	11700	585
Benzene	71-43-2		U	585	58.5
Bromobenzene	108-86-1		U	585	58.5
Bromochloromethane	74-97-5		U	585	58.5
Bromodichloromethane	75-27-4		U	585	58.5
Bromoform	75-25-2		U	585	58.5
Bromomethane	74-83-9		U	1170	117
2-Butanone	78-93-3		U	11700	292
n-Butylbenzene	104-51-8	2050		585	58.5
sec-Butylbenzene	135-98-8	664		585	58.5
tert-Butylbenzene	98-06-6	123	J	585	58.5
Carbon disulfide	75-15-0		U	585	58.5
Carbon tetrachloride	56-23-5		U	585	58.5
Chlorobenzene	108-90-7		U	585	58.5
Chlorodibromomethane	124-48-1		U	585	58.5
Chloroethane	75-00-3		U	1170	117
2-Chloroethyl vinyl ether	110-75-8		U	1170	58.5
Chloroform	67-66-3		U	585	58.5
Chloromethane	74-87-3		U	1170	234
2-Chlorotoluene	95-49-8		U	585	58.5
4-Chlorotoluene	106-43-4		U	585	58.5
1,2-Dibromo-3-chloropropane	96-12-8		U	585	117
1,2-Dibromoethane	106-93-4		U	585	58.5
Dibromomethane	74-95-3		U	585	58.5
1,2-Dichlorobenzene	95-50-1	150	J	585	58.5
1,3-Dichlorobenzene	541-73-1		U	585	58.5

KEMRON ENVIRONMENTAL SERVICES

Report Number: **L0304174**
Report Date : **April 21, 2003**

Sample Number: **L0304174-02**
Client ID: **SB-42 (18'-20')**
Matrix: **Soil**
Workgroup Number: **WG138279**
Collect Date: **07-APR-03**

Prep Method: **5030B**
Analytical Method: **8260B**
Analyst: **MES**
Dilution: **100**
Units: **ug/kg**
Percent Solid: **85.5**

Instrument: **HPMS10**
Prep Date: **04/14/2003 13:16**
Cal Date: **25/02/2003 16:59**
Run Date: **04/14/2003 13:16**
File ID: **10M22196**

Analyte	CAS. Number	Result	Qual	RL	MDL
1,4-Dichlorobenzene	106-46-7		U	585	58.5
Dichlorodifluoromethane	75-71-8		U	1170	117
1,1-Dichloroethane	75-34-3		U	585	117
1,2-Dichloroethane	107-06-2		U	585	58.5
1,1-Dichloroethene	75-35-4		U	585	58.5
cis-1,2-Dichloroethene	156-59-2	65.9	J	585	58.5
trans-1,2-Dichloroethene	156-60-5		U	585	58.5
1,2-Dichloropropane	78-87-5		U	585	58.5
1,3-Dichloropropane	142-28-9		U	585	58.5
2,2-Dichloropropane	594-20-7		U	585	58.5
cis-1,3-Dichloropropene	10061-01-5		U	585	58.5
trans-1,3-Dichloropropene	10061-02-6		U	585	58.5
1,1-Dichloropropene	563-58-6		U	585	58.5
Ethylbenzene	100-41-4	1040		585	58.5
2-Hexanone	591-78-6		U	1170	292
Hexachlorobutadiene	87-68-3		U	585	58.5
Isopropylbenzene	98-82-8	401	J	585	58.5
p-Isopropyltoluene	99-87-6	1330		585	58.5
4-Methyl-2-pentanone	108-10-1		U	1170	292
Methylene chloride	75-09-2		U	585	117
Naphthalene	91-20-3	1020	J	1170	58.5
n-Propylbenzene	103-65-1	1330		585	58.5
Styrene	100-42-5		U	585	58.5
1,1,1,2-Tetrachloroethane	630-20-6		U	585	58.5
1,1,2,2-Tetrachloroethane	79-34-5		U	585	58.5
Tetrachloroethene	127-18-4	171	J	585	58.5
Toluene	108-88-3	132	J	585	58.5
1,2,3-Trichlorobenzene	87-61-6		U	585	58.5
1,2,4-Trichlorobenzene	120-82-1		U	585	58.5
1,1,1-Trichloroethane	71-55-6		U	585	58.5
1,1,2-Trichloroethane	79-00-5		U	585	58.5
Trichloroethene	79-01-6	203	J	585	58.5
Trichlorofluoromethane	75-69-4		U	1170	117
1,2,3-Trichloropropane	96-18-4		U	585	74.8
1,2,4-Trimethylbenzene	95-63-6	11000		585	58.5
1,3,5-Trimethylbenzene	108-67-8	4230		585	58.5
Vinyl acetate	108-05-4		U	1170	117
Vinyl chloride	75-01-4		U	1170	117
o-Xylene	95-47-6	1550		585	58.5
m-,p-Xylene	136777-61-2	2350		585	58.5

Analyte	% Recovery	Lower	Upper	Qual
Dibromofluoromethane	88.1	80	120	
1,2-Dichloroethane-d4	97.4	80	120	
Toluene-d8	88.6	81	117	
4-Bromofluorobenzene	114	74	121	

J This compound was detected at a level above the method detection limit, but below the reporting limit.
U This analyte was not detected in the sample.

Report Number: L0304174
Report Date : April 21, 2003

Sample Number: L0304174-02
Client ID: SB-42 (18'-20')
Matrix: Soil
Workgroup Number: WG138512
Collect Date: 07-APR-03
Sample Tag: 01

Prep Method: 3550B
Analytical Method: 8270C
Analyst: CLK
Dilution: 1
Units: ug/kg
Percent Solid: 85.5

Instrument: HPMS5
Prep Date: 04/10/2003 10:45
Cal Date: 15/04/2003 22:47
Run Date: 04/16/2003 11:08
File ID: 5M25809

Analyte	CAS. Number	Result	Qual	RL	MDL
Phenol	108-95-2		U	193	96.5
Bis(2-Chloroethyl)ether	111-44-4		U	193	96.5
2-Chlorophenol	95-57-8		U	193	96.5
1,3-Dichlorobenzene	541-73-1		U	193	96.5
1,4-Dichlorobenzene	106-46-7		U	193	96.5
Benzyl alcohol	100-51-6		U	193	96.5
1,2-Dichlorobenzene	95-50-1		U	193	96.5
2-Methylphenol	95-48-7		U	193	96.5
3-,4-Methylphenol	106-44-5		U	193	96.5
bis(2-Chloroisopropyl)ether	108-60-1		U	193	96.5
N-Nitrosodipropylamine	621-64-7		U	193	96.5
Hexachloroethane	67-72-1		U	193	96.5
Nitrobenzene	98-95-3		U	193	96.5
Isophorone	78-59-1		U	193	96.5
2-Nitrophenol	88-75-5		U	193	96.5
2,4-Dimethylphenol	105-67-9		U	193	96.5
Benzoic acid	65-85-0		U	965	386
Bis(2-Chloroethoxy)Methane	111-91-1		U	193	96.5
2,4-Dichlorophenol	120-83-2		U	193	96.5
1,2,4-Trichlorobenzene	120-82-1		U	193	96.5
Naphthalene	91-20-3	467		193	96.5
4-Chloroaniline	106-47-8		U	193	96.5
Hexachlorobutadiene	87-68-3		U	193	96.5
4-Chloro-3-methylphenol	59-50-7		U	193	96.5
2-Methylnaphthalene	91-57-6	395		193	96.5
Hexachlorocyclopentadiene	77-47-4		U	193	96.5
2,4,6-Trichlorophenol	88-06-2		U	193	96.5
2,4,5-Trichlorophenol	95-95-4		U	193	96.5
2-Chloronaphthalene	91-58-7		U	193	96.5
2-Nitroaniline	88-74-4		U	965	386
Dimethylphthalate	131-11-3		U	193	96.5
Acenaphthylene	208-96-8		U	193	96.5
2,6-Dinitrotoluene	606-20-2		U	193	96.5
3-Nitroaniline	99-09-2		U	965	386
Acenaphthene	83-32-9		U	193	96.5
2,4-Dinitrophenol	51-28-5		U	965	386
4-Nitrophenol	100-02-7		U	965	386
Dibenzofuran	132-64-9		U	193	96.5
2,4-Dinitrotoluene	121-14-2		U	193	96.5
Diethylphthalate	84-66-2		U	193	96.5
4-Chlorophenyl-phenyl ether	7005-72-3		U	193	96.5
Fluorene	86-73-7	102	J	193	96.5
4-Nitroaniline	100-01-6		U	965	386
4,6-Dinitro-2-methylphenol	534-52-1		U	965	386
N-Nitrosodiphenylamine	86-30-6		U	193	96.5
4-Bromophenyl-phenylether	101-55-3		U	193	96.5
Hexachlorobenzene	118-74-1		U	193	96.5
Pentachlorophenol	87-86-5		U	965	386
Phenanthrene	85-01-8	290		193	96.5
Anthracene	120-12-7		U	193	96.5
Di-N-Butylphthalate	84-74-2		U	193	96.5
Fluoranthene	206-44-0		U	193	96.5
Pyrene	129-00-0		U	193	96.5
Butylbenzylphthalate	85-68-7		U	193	96.5
3,3'-Dichlorobenzidine	91-94-1		U	386	193
Benzo(a)anthracene	56-55-3		U	193	96.5
Chrysene	218-01-9		U	193	96.5
bis(2-Ethylhexyl)phthalate	117-81-7	108	J	193	96.5
Di-n-octylphthalate	117-84-0		U	193	96.5

Sample Number: L0304174-02
Client ID: SB-42 (18'-20')
Matrix: Soil
Workgroup Number: WG138512
Collect Date: 07-APR-03
Sample Tag: 01

Prep Method: 3550B
Analytical Method: 8270C
Analyst: CLK
Dilution: 1
Units: ug/kg
Percent Solid: 85.5

Instrument: HPMS5
Prep Date: 04/10/2003 10:45
Cal Date: 15/04/2003 22:47
Run Date: 04/16/2003 11:08
File ID: 5M25809

Analyte	CAS. Number	Result	Qual	RL	MDL
Benzo(b)fluoranthene	205-99-2		U	193	96.5
Benzo(k)fluoranthene	207-08-9		U	193	96.5
Benzo(a)pyrene	50-32-8		U	193	96.5
Indeno(1,2,3-cd)pyrene	193-39-5		U	193	96.5
Dibenzo(a,h)Anthracene	53-70-3		U	193	96.5
Benzo(g,h,i)Perylene	191-24-2		U	193	96.5

Analyte	% Recovery	Lower	Upper	Qual
2-Fluorophenol	51.3	25	121	
Phenol-d5	61.2	24	113	
Nitrobenzene-d5	100	23	120	
2-Fluorobiphenyl	69.6	30	115	
2,4,6-Tribromophenol	96.1	19	122	
p-Terphenyl-d14	105	18	137	

J This compound was detected at a level above the method detection limit, but below the reporting limit.
U This analyte was not detected in the sample.

Sample Number: L0304174-02
Client ID: SB-42 (18'-20')
Matrix: Soil
Workgroup Number: WG138512
Collect Date: 07-APR-03
Sample Tag: DL1

Prep Method: 3550B
Analytical Method: 8270C
Analyst: MDC
Dilution: 20
Units: ug/kg
Percent Solid: 85.5

Instrument: HPMS5
Prep Date: 04/10/2003 10:45
Cal Date: 17/04/2003 17:12
Run Date: 04/18/2003 17:47
File ID: 5M25892

Analyte	CAS. Number	Result	Qual	RL	MDL
Phenol	108-95-2		U	3860	1930
Bis(2-Chloroethyl)ether	111-44-4		U	3860	1930
2-Chlorophenol	95-57-8		U	3860	1930
1,3-Dichlorobenzene	541-73-1		U	3860	1930
1,4-Dichlorobenzene	106-46-7		U	3860	1930
Benzyl alcohol	100-51-6		U	3860	1930
1,2-Dichlorobenzene	95-50-1		U	3860	1930
2-Methylphenol	95-48-7		U	3860	1930
3-,4-Methylphenol	106-44-5		U	3860	1930
bis(2-Chloroisopropyl)ether	108-60-1		U	3860	1930
N-Nitrosodipropylamine	621-64-7		U	3860	1930
Hexachloroethane	67-72-1		U	3860	1930
Nitrobenzene	98-95-3		U	3860	1930
Isophorone	78-59-1		U	3860	1930
2-Nitrophenol	88-75-5		U	3860	1930
2,4-Dimethylphenol	105-67-9		U	3860	1930
Benzoic acid	65-85-0		U	19300	7720
Bis(2-Chloroethoxy)Methane	111-91-1		U	3860	1930
2,4-Dichlorophenol	120-83-2		U	3860	1930
1,2,4-Trichlorobenzene	120-82-1		U	3860	1930
Naphthalene	91-20-3		U	3860	1930
4-Chloroaniline	106-47-8		U	3860	1930
Hexachlorobutadiene	87-68-3		U	3860	1930
4-Chloro-3-methylphenol	59-50-7		U	3860	1930
2-Methylnaphthalene	91-57-6		U	3860	1930
Hexachlorocyclopentadiene	77-47-4		U	3860	1930
2,4,6-Trichlorophenol	88-06-2		U	3860	1930
2,4,5-Trichlorophenol	95-95-4		U	3860	1930
2-Chloronaphthalene	91-58-7		U	3860	1930
2-Nitroaniline	88-74-4		U	19300	7720
Dimethylphthalate	131-11-3		U	3860	1930
Acenaphthylene	208-96-8		U	3860	1930

KEMRON ENVIRONMENTAL SERVICES

Report Number: L0304174
Report Date : April 21, 2003

Sample Number: L0304174-02
Client ID: SB-42 (18'-20')
Matrix: Soil
Workgroup Number: WG138512
Collect Date: 07-APR-03
Sample Tag: DL1

Prep Method: 3550B
Analytical Method: 8270C
Analyst: MDC
Dilution: 20
Units: ug/kg
Percent Solid: 85.5

Instrument: HPMS5
Prep Date: 04/10/2003 10:45
Cal Date: 17/04/2003 17:12
Run Date: 04/18/2003 17:47
File ID: 5M25892

Analyte	CAS. Number	Result	Qual	RL	MDL
2,6-Dinitrotoluene	606-20-2		U	3860	1930
3-Nitroaniline	99-09-2		U	19300	7720
Acenaphthene	83-32-9		U	3860	1930
2,4-Dinitrophenol	51-28-5		U	19300	7720
4-Nitrophenol	100-02-7		U	19300	7720
Dibenzofuran	132-64-9		U	3860	1930
2,4-Dinitrotoluene	121-14-2		U	3860	1930
Diethylphthalate	84-66-2		U	3860	1930
4-Chlorophenyl-phenyl ether	7005-72-3		U	3860	1930
Fluorene	86-73-7		U	3860	1930
4-Nitroaniline	100-01-6		U	19300	7720
4,6-Dinitro-2-methylphenol	534-52-1		U	19300	7720
N-Nitrosodiphenylamine	86-30-6		U	3860	1930
4-Bromophenyl-phenylether	101-55-3		U	3860	1930
Hexachlorobenzene	118-74-1		U	3860	1930
Pentachlorophenol	87-86-5		U	19300	7720
Phenanthrene	85-01-8		U	3860	1930
Anthracene	120-12-7		U	3860	1930
Di-N-Butylphthalate	84-74-2		U	3860	1930
Fluoranthene	206-44-0		U	3860	1930
Pyrene	129-00-0		U	3860	1930
Butylbenzylphthalate	85-68-7		U	3860	1930
3,3'-Dichlorobenzidine	91-94-1		U	7720	3860
Benzo(a)anthracene	56-55-3		U	3860	1930
Chrysene	218-01-9		U	3860	1930
bis(2-Ethylhexyl)phthalate	117-81-7		U	3860	1930
Di-n-octylphthalate	117-84-0		U	3860	1930
Benzo(b)fluoranthene	205-99-2		U	3860	1930
Benzo(k)fluoranthene	207-08-9		U	3860	1930
Benzo(a)pyrene	50-32-8		U	3860	1930
Indeno(1,2,3-cd)pyrene	193-39-5		U	3860	1930
Dibenzo(a,h)Anthracene	53-70-3		U	3860	1930
Benzo(g,h,i)Perylene	191-24-2		U	3860	1930

Analyte	% Recovery	Lower	Upper	Qual
2-Fluorophenol		25	121	DL
Phenol-d5		24	113	DL
Nitrobenzene-d5		23	120	DL
2-Fluorobiphenyl		30	115	DL
2,4,6-Tribromophenol		19	122	DL
p-Terphenyl-d14		18	137	DL

DL Surrogate or spike compound was diluted out
U This analyte was not detected in the sample.

Sample Number: L0304174-02
Client ID: SB-42 (18'-20')
Matrix: Soil
Workgroup Number: WG138143
Collect Date: 07-APR-03

Prep Method: D2216-90
Analytical Method: D2216-90
Analyst: TMM
Dilution: 1
Units: weight %

Instrument: OVEN
Prep Date: 04/10/2003 09:20
Cal Date:
Run Date: 04/10/2003 09:20
File ID:

Analyte	CAS. Number	Result	Qual	RL	MDL
Percent Solids	10-02-6	86		1.00	1.00

Report Number: L0304174
Report Date : April 21, 2003

Sample Number: L0304174-03
Client ID: DUPLICATE II
Matrix: Soil
Workgroup Number: WG138321
Collect Date: 07-APR-03
Sample Tag: 01

Prep Method: 3050B
Analytical Method: 6010B
Analyst: JYH
Dilution: 1
Units: mg/kg
Percent Solid: 88.1

Instrument: IRIS-ICP
Prep Date: 04/11/2003 07:20
Cal Date: 14/04/2003 10:00
Run Date: 04/14/2003 15:08
File ID: IR.041403.150800

Analyte	CAS. Number	Result	Qual	RL	MDL
Lead, Total	7439-92-1	19.0		5.35	0.535

Sample Number: L0304174-03
Client ID: DUPLICATE II
Matrix: Soil
Workgroup Number: WG138279
Collect Date: 07-APR-03

Prep Method: 5030B
Analytical Method: 8260B
Analyst: MES
Dilution: 100
Units: ug/kg
Percent Solid: 88.1

Instrument: HPMS10
Prep Date: 04/14/2003 14:18
Cal Date: 25/02/2003 16:59
Run Date: 04/14/2003 14:18
File ID: 10M22198

Analyte	CAS. Number	Result	Qual	RL	MDL
Acetone	67-64-1		U	11400	568
Benzene	71-43-2		U	568	56.8
Bromobenzene	108-86-1		U	568	56.8
Bromochloromethane	74-97-5		U	568	56.8
Bromodichloromethane	75-27-4		U	568	56.8
Bromoform	75-25-2		U	568	56.8
Bromomethane	74-83-9		U	1140	114
2-Butanone	78-93-3		U	11400	284
n-Butylbenzene	104-51-8	3760		568	56.8
sec-Butylbenzene	135-98-8	1240		568	56.8
tert-Butylbenzene	98-06-6	241	J	568	56.8
Carbon disulfide	75-15-0		U	568	56.8
Carbon tetrachloride	56-23-5		U	568	56.8
Chlorobenzene	108-90-7		U	568	56.8
Chlorodibromomethane	124-48-1		U	568	56.8
Chloroethane	75-00-3		U	1140	114
2-Chloroethyl vinyl ether	110-75-8		U	1140	56.8
Chloroform	67-66-3		U	568	56.8
Chloromethane	74-87-3		U	1140	227
2-Chlorotoluene	95-49-8		U	568	56.8
4-Chlorotoluene	106-43-4		U	568	56.8
1,2-Dibromo-3-chloropropane	96-12-8		U	568	114
1,2-Dibromoethane	106-93-4		U	568	56.8
Dibromomethane	74-95-3		U	568	56.8
1,2-Dichlorobenzene	95-50-1	241	J	568	56.8
1,3-Dichlorobenzene	541-73-1		U	568	56.8
1,4-Dichlorobenzene	106-46-7		U	568	56.8
Dichlorodifluoromethane	75-71-8		U	1140	114
1,1-Dichloroethane	75-34-3		U	568	114
1,2-Dichloroethane	107-06-2		U	568	56.8
1,1-Dichloroethene	75-35-4		U	568	56.8
cis-1,2-Dichloroethene	156-59-2		U	568	56.8
trans-1,2-Dichloroethene	156-60-5		U	568	56.8
1,2-Dichloropropane	78-87-5		U	568	56.8
1,3-Dichloropropane	142-28-9		U	568	56.8
2,2-Dichloropropane	594-20-7		U	568	56.8
cis-1,3-Dichloropropene	10061-01-5		U	568	56.8
trans-1,3-Dichloropropene	10061-02-6		U	568	56.8
1,1-Dichloropropene	563-58-6		U	568	56.8
Ethylbenzene	100-41-4	1660		568	56.8
2-Hexanone	591-78-6		U	1140	284
Hexachlorobutadiene	87-68-3		U	568	56.8

Report Number: L0304174
Report Date : April 21, 2003

Sample Number: L0304174-03
Client ID: DUPLICATE II
Matrix: Soil
Workgroup Number: WG138279
Collect Date: 07-APR-03

Prep Method: 5030B
Analytical Method: 8260B
Analyst: MES
Dilution: 100
Units: ug/kg
Percent Solid: 88.1

Instrument: HPMS10
Prep Date: 04/14/2003 14:18
Cal Date: 25/02/2003 16:59
Run Date: 04/14/2003 14:18
File ID: 10M22198

Analyte	CAS. Number	Result	Qual	RL	MDL
Isopropylbenzene	98-82-8	692		568	56.8
p-Isopropyltoluene	99-87-6	2480		568	56.8
4-Methyl-2-pentanone	108-10-1		U	1140	284
Methylene chloride	75-09-2		U	568	114
Naphthalene	91-20-3	1610		1140	56.8
n-Propylbenzene	103-65-1	2360		568	56.8
Styrene	100-42-5		U	568	56.8
1,1,1,2-Tetrachloroethane	630-20-6		U	568	56.8
1,1,2,2-Tetrachloroethane	79-34-5		U	568	56.8
Tetrachloroethene	127-18-4	91.0	J	568	56.8
Toluene	108-88-3	183	J	568	56.8
1,2,3-Trichlorobenzene	87-61-6		U	568	56.8
1,2,4-Trichlorobenzene	120-82-1		U	568	56.8
1,1,1-Trichloroethane	71-55-6		U	568	56.8
1,1,2-Trichloroethane	79-00-5		U	568	56.8
Trichloroethene	79-01-6	146	J	568	56.8
Trichlorofluoromethane	75-69-4		U	1140	114
1,2,3-Trichloropropane	96-18-4		U	568	72.6
1,2,4-Trimethylbenzene	95-63-6	18300		568	56.8
1,3,5-Trimethylbenzene	108-67-8	7400		568	56.8
Vinyl acetate	108-05-4		U	1140	114
Vinyl chloride	75-01-4		U	1140	114
o-Xylene	95-47-6	2470		568	56.8
m-,p-Xylene	136777-61-2	3760		568	56.8

Analyte	% Recovery	Lower	Upper	Qual
Dibromofluoromethane	82.4	80	120	
1,2-Dichloroethane-d4	89.7	80	120	
Toluene-d8	86.4	81	117	
4-Bromofluorobenzene	124	74	121	*

J This compound was detected at a level above the method detection limit, but below the reporting limit.
U This analyte was not detected in the sample.

Sample Number: L0304174-03
Client ID: DUPLICATE II
Matrix: Soil
Workgroup Number: WG138512
Collect Date: 07-APR-03
Sample Tag: 01

Prep Method: 3550B
Analytical Method: 8270C
Analyst: CLK
Dilution: 1
Units: ug/kg
Percent Solid: 88.1

Instrument: HPMS5
Prep Date: 04/10/2003 10:45
Cal Date: 15/04/2003 22:47
Run Date: 04/16/2003 11:39
File ID: 5M25810

Analyte	CAS. Number	Result	Qual	RL	MDL
Phenol	108-95-2		U	187	93.6
Bis(2-Chloroethyl)ether	111-44-4		U	187	93.6
2-Chlorophenol	95-57-8		U	187	93.6
1,3-Dichlorobenzene	541-73-1		U	187	93.6
1,4-Dichlorobenzene	106-46-7		U	187	93.6
Benzyl alcohol	100-51-6		U	187	93.6
1,2-Dichlorobenzene	95-50-1		U	187	93.6
2-Methylphenol	95-48-7		U	187	93.6
3-,4-Methylphenol	106-44-5		U	187	93.6
bis(2-Chloroisopropyl)ether	108-60-1		U	187	93.6
N-Nitrosodipropylamine	621-64-7		U	187	93.6
Hexachloroethane	67-72-1		U	187	93.6
Nitrobenzene	98-95-3		U	187	93.6
Isophorone	78-59-1		U	187	93.6
2-Nitrophenol	88-75-5		U	187	93.6

KEMRON ENVIRONMENTAL SERVICES

Report Number: **L0304174**

Report Date : **April 21, 2003**

Sample Number: **L0304174-03**
Client ID: **DUPLICATE II**
Matrix: **Soil**
Workgroup Number: **WG138512**
Collect Date: **07-APR-03**
Sample Tag: **01**

Prep Method: **3550B**
Analytical Method: **8270C**
Analyst: **CLK**
Dilution: **1**
Units: **ug/kg**
Percent Solid: **88.1**

Instrument: **HPMS5**
Prep Date: **04/10/2003 10:45**
Cal Date: **15/04/2003 22:47**
Run Date: **04/16/2003 11:39**
File ID: **5M25810**

Analyte	CAS. Number	Result	Qual	RL	MDL
2,4-Dimethylphenol	105-67-9		U	187	93.6
Benzoic acid	65-85-0		U	936	374
Bis(2-Chloroethoxy)Methane	111-91-1		U	187	93.6
2,4-Dichlorophenol	120-83-2		U	187	93.6
1,2,4-Trichlorobenzene	120-82-1		U	187	93.6
Naphthalene	91-20-3	1680		187	93.6
4-Chloroaniline	106-47-8		U	187	93.6
Hexachlorobutadiene	87-68-3		U	187	93.6
4-Chloro-3-methylphenol	59-50-7		U	187	93.6
2-Methylnaphthalene	91-57-6	784		187	93.6
Hexachlorocyclopentadiene	77-47-4		U	187	93.6
2,4,6-Trichlorophenol	88-06-2		U	187	93.6
2,4,5-Trichlorophenol	95-95-4		U	187	93.6
2-Chloronaphthalene	91-58-7		U	187	93.6
2-Nitroaniline	88-74-4		U	936	374
Dimethylphthalate	131-11-3		U	187	93.6
Acenaphthylene	208-96-8		U	187	93.6
2,6-Dinitrotoluene	606-20-2		U	187	93.6
3-Nitroaniline	99-09-2		U	936	374
Acenaphthene	83-32-9		U	187	93.6
2,4-Dinitrophenol	51-28-5		U	936	374
4-Nitrophenol	100-02-7		U	936	374
Dibenzofuran	132-64-9		U	187	93.6
2,4-Dinitrotoluene	121-14-2		U	187	93.6
Diethylphthalate	84-66-2		U	187	93.6
4-Chlorophenyl-phenyl ether	7005-72-3		U	187	93.6
Fluorene	86-73-7	290		187	93.6
4-Nitroaniline	100-01-6		U	936	374
4,6-Dinitro-2-methylphenol	534-52-1		U	936	374
N-Nitrosodiphenylamine	86-30-6		U	187	93.6
4-Bromophenyl-phenylether	101-55-3		U	187	93.6
Hexachlorobenzene	118-74-1		U	187	93.6
Pentachlorophenol	87-86-5		U	936	374
Phenanthrene	85-01-8	775		187	93.6
Anthracene	120-12-7		U	187	93.6
Di-N-Butylphthalate	84-74-2		U	187	93.6
Fluoranthene	206-44-0		U	187	93.6
Pyrene	129-00-0	148	J	187	93.6
Butylbenzylphthalate	85-68-7		U	187	93.6
3,3'-Dichlorobenzidine	91-94-1		U	374	187
Benzo(a)anthracene	56-55-3		U	187	93.6
Chrysene	218-01-9		U	187	93.6
bis(2-Ethylhexyl)phthalate	117-81-7	120	J	187	93.6
Di-n-octylphthalate	117-84-0		U	187	93.6
Benzo(b)fluoranthene	205-99-2		U	187	93.6
Benzo(k)fluoranthene	207-08-9		U	187	93.6
Benzo(a)pyrene	50-32-8		U	187	93.6
Indeno(1,2,3-cd)pyrene	193-39-5		U	187	93.6
Dibenzo(a,h)Anthracene	53-70-3		U	187	93.6
Benzo(g,h,i)Perylene	191-24-2		U	187	93.6

5005

Report Number: L0304174
Report Date : April 21, 2003

Sample Number: L0304174-03
Client ID: DUPLICATE II
Matrix: Soil
Workgroup Number: WG138512
Collect Date: 07-APR-03
Sample Tag: 01

Prep Method: 3550B
Analytical Method: 8270C
Analyst: CLK
Dilution: 1
Units: ug/kg
Percent Solid: 88.1

Instrument: HPMS5
Prep Date: 04/10/2003 10:45
Cal Date: 15/04/2003 22:47
Run Date: 04/16/2003 11:39
File ID: 5M25810

Analyte	% Recovery	Lower	Upper	Qual
2-Fluorophenol	61.4	25	121	
Phenol-d5	68.3	24	113	
Nitrobenzene-d5	159	23	120	*
2-Fluorobiphenyl	74.7	30	115	
2,4,6-Tribromophenol	103	19	122	
p-Terphenyl-d14	115	18	137	

J This compound was detected at a level above the method detection limit, but below the reporting limit.
U This analyte was not detected in the sample.

Sample Number: L0304174-03
Client ID: DUPLICATE II
Matrix: Soil
Workgroup Number: WG138512
Collect Date: 07-APR-03
Sample Tag: DL1

Prep Method: 3550B
Analytical Method: 8270C
Analyst: MDC
Dilution: 20
Units: ug/kg
Percent Solid: 88.1

Instrument: HPMS5
Prep Date: 04/10/2003 10:45
Cal Date: 17/04/2003 17:12
Run Date: 04/18/2003 18:19
File ID: 5M25893

Analyte	CAS. Number	Result	Qual	RL	MDL
Phenol	108-95-2		U	3750	1870
Bis(2-Chloroethyl)ether	111-44-4		U	3750	1870
2-Chlorophenol	95-57-8		U	3750	1870
1,3-Dichlorobenzene	541-73-1		U	3750	1870
1,4-Dichlorobenzene	106-46-7		U	3750	1870
Benzyl alcohol	100-51-6		U	3750	1870
1,2-Dichlorobenzene	95-50-1		U	3750	1870
2-Methylphenol	95-48-7		U	3750	1870
3-,4-Methylphenol	106-44-5		U	3750	1870
bis(2-Chloroisopropyl)ether	108-60-1		U	3750	1870
N-Nitrosodipropylamine	621-64-7		U	3750	1870
Hexachloroethane	67-72-1		U	3750	1870
Nitrobenzene	98-95-3		U	3750	1870
Isophorone	78-59-1		U	3750	1870
2-Nitrophenol	88-75-5		U	3750	1870
2,4-Dimethylphenol	105-67-9		U	3750	1870
Benzoic acid	65-85-0		U	18700	7490
Bis(2-Chloroethoxy)Methane	111-91-1		U	3750	1870
2,4-Dichlorophenol	120-83-2		U	3750	1870
1,2,4-Trichlorobenzene	120-82-1		U	3750	1870
Naphthalene	91-20-3		U	3750	1870
4-Chloroaniline	106-47-8		U	3750	1870
Hexachlorobutadiene	87-68-3		U	3750	1870
4-Chloro-3-methylphenol	59-50-7		U	3750	1870
2-Methylnaphthalene	91-57-6		U	3750	1870
Hexachlorocyclopentadiene	77-47-4		U	3750	1870
2,4,6-Trichlorophenol	88-06-2		U	3750	1870
2,4,5-Trichlorophenol	95-95-4		U	3750	1870
2-Chloronaphthalene	91-58-7		U	3750	1870
2-Nitroaniline	88-74-4		U	18700	7490
Dimethylphthalate	131-11-3		U	3750	1870
Acenaphthylene	208-96-8		U	3750	1870
2,6-Dinitrotoluene	606-20-2		U	3750	1870
3-Nitroaniline	99-09-2		U	18700	7490
Acenaphthene	83-32-9		U	3750	1870
2,4-Dinitrophenol	51-28-5		U	18700	7490
4-Nitrophenol	100-02-7		U	18700	7490
Dibenzofuran	132-64-9		U	3750	1870
2,4-Dinitrotoluene	121-14-2		U	3750	1870

Report Number: L0304174
Report Date : April 21, 2003

Sample Number: L0304174-03
Client ID: DUPLICATE II
Matrix: Soil
Workgroup Number: WG138512
Collect Date: 07-APR-03
Sample Tag: DL1

Prep Method: 3550B
Analytical Method: 8270C
Analyst: MDC
Dilution: 20
Units: ug/kg
Percent Solid: 88.1

Instrument: HPMS5
Prep Date: 04/10/2003 10:45
Cal Date: 17/04/2003 17:12
Run Date: 04/18/2003 18:19
File ID: 5M25893

Analyte	CAS. Number	Result	Qual	RL	MDL
Diethylphthalate	84-66-2		U	3750	1870
4-Chlorophenyl-phenyl ether	7005-72-3		U	3750	1870
Fluorene	86-73-7		U	3750	1870
4-Nitroaniline	100-01-6		U	18700	7490
4,6-Dinitro-2-methylphenol	534-52-1		U	18700	7490
N-Nitrosodiphenylamine	86-30-6		U	3750	1870
4-Bromophenyl-phenylether	101-55-3		U	3750	1870
Hexachlorobenzene	118-74-1		U	3750	1870
Pentachlorophenol	87-86-5		U	18700	7490
Phenanthrene	85-01-8		U	3750	1870
Anthracene	120-12-7		U	3750	1870
Di-N-Butylphthalate	84-74-2		U	3750	1870
Fluoranthene	206-44-0		U	3750	1870
Pyrene	129-00-0		U	3750	1870
Butylbenzylphthalate	85-68-7		U	3750	1870
3,3'-Dichlorobenzidine	91-94-1		U	7490	3750
Benzo(a)anthracene	56-55-3		U	3750	1870
Chrysene	218-01-9		U	3750	1870
bis(2-Ethylhexyl)phthalate	117-81-7		U	3750	1870
Di-n-octylphthalate	117-84-0		U	3750	1870
Benzo(b)fluoranthene	205-99-2		U	3750	1870
Benzo(k)fluoranthene	207-08-9		U	3750	1870
Benzo(a)pyrene	50-32-8		U	3750	1870
Indeno(1,2,3-cd)pyrene	193-39-5		U	3750	1870
Dibenzo(a,h)Anthracene	53-70-3		U	3750	1870
Benzo(g,h,i)Perylene	191-24-2		U	3750	1870

Analyte	% Recovery	Lower	Upper	Qual
2-Fluorophenol		25	121	DL
Phenol-d5		24	113	DL
Nitrobenzene-d5		23	120	DL
2-Fluorobiphenyl		30	115	DL
2,4,6-Tribromophenol		19	122	DL
p-Terphenyl-d14		18	137	DL

DL Surrogate or spike compound was diluted out
U This analyte was not detected in the sample.

Sample Number: L0304174-03
Client ID: DUPLICATE II
Matrix: Soil
Workgroup Number: WG138143
Collect Date: 07-APR-03

Prep Method: D2216-90
Analytical Method: D2216-90
Analyst: TMM
Dilution: 1
Units: weight %

Instrument: OVEN
Prep Date: 04/10/2003 09:20
Cal Date:
Run Date: 04/10/2003 09:20
File ID:

Analyte	CAS. Number	Result	Qual	RL	MDL
Percent Solids	10-02-6	88		1.00	1.00

Report Number: L0304174
Report Date : April 21, 2003

Sample Number: L0304174-04
Client ID: SB-12 (4'-5')
Matrix: Soil
Workgroup Number: WG138321
Collect Date: 08-APR-03
Sample Tag: 01

Prep Method: 3050B
Analytical Method: 6010B
Analyst: JYH
Dilution: 1
Units: mg/kg
Percent Solid: 88.6

Instrument: IRIS-ICP
Prep Date: 04/11/2003 07:20
Cal Date: 14/04/2003 10:00
Run Date: 04/14/2003 15:13
File ID: IR.041403.151300

Analyte	CAS. Number	Result	Qual	RL	MDL
Lead, Total	7439-92-1	20.5		5.70	0.570

Sample Number: L0304174-04
Client ID: SB-12 (4'-5')
Matrix: Soil
Workgroup Number: WG138239
Collect Date: 08-APR-03

Prep Method: 5030B
Analytical Method: 8260B
Analyst: CMS
Dilution: 1
Units: ug/kg
Percent Solid: 88.6

Instrument: HPMS11
Prep Date: 04/12/2003 21:11
Cal Date: 07/04/2003 10:59
Run Date: 04/12/2003 21:11
File ID: 11M14365

Analyte	CAS. Number	Result	Qual	RL	MDL
Acetone	67-64-1		U	113	5.64
Benzene	71-43-2		U	5.64	0.564
Bromobenzene	108-86-1		U	5.64	0.564
Bromochloromethane	74-97-5		U	5.64	0.564
Bromodichloromethane	75-27-4		U	5.64	0.564
Bromoform	75-25-2		U	5.64	0.564
Bromomethane	74-83-9		U	11.3	1.13
2-Butanone	78-93-3		U	113	2.82
n-Butylbenzene	104-51-8		U	5.64	0.564
sec-Butylbenzene	135-98-8		U	5.64	0.564
tert-Butylbenzene	98-06-6		U	5.64	0.564
Carbon disulfide	75-15-0		U	5.64	0.564
Carbon tetrachloride	56-23-5		U	5.64	0.564
Chlorobenzene	108-90-7		U	5.64	0.564
Chlorodibromomethane	124-48-1		U	5.64	0.564
Chloroethane	75-00-3		U	11.3	1.13
2-Chloroethyl vinyl ether	110-75-8		U	11.3	0.564
Chloroform	67-66-3		U	5.64	0.564
Chloromethane	74-87-3		U	11.3	2.26
2-Chlorotoluene	95-49-8		U	5.64	0.564
4-Chlorotoluene	106-43-4		U	5.64	0.564
1,2-Dibromo-3-chloropropane	96-12-8		U	5.64	1.13
1,2-Dibromoethane	106-93-4		U	5.64	0.564
Dibromomethane	74-95-3		U	5.64	0.564
1,2-Dichlorobenzene	95-50-1		U	5.64	0.564
1,3-Dichlorobenzene	541-73-1		U	5.64	0.564
1,4-Dichlorobenzene	106-46-7		U	5.64	0.564
Dichlorodifluoromethane	75-71-8		U	11.3	1.13
1,1-Dichloroethane	75-34-3		U	5.64	1.13
1,2-Dichloroethane	107-06-2		U	5.64	0.564
1,1-Dichloroethene	75-35-4		U	5.64	0.564
cis-1,2-Dichloroethene	156-59-2		U	5.64	0.564
trans-1,2-Dichloroethene	156-60-5		U	5.64	0.564
1,2-Dichloropropane	78-87-5		U	5.64	0.564
1,3-Dichloropropane	142-28-9		U	5.64	0.564
2,2-Dichloropropane	594-20-7		U	5.64	0.564
cis-1,3-Dichloropropene	10061-01-5		U	5.64	0.564
trans-1,3-Dichloropropene	10061-02-6		U	5.64	0.564
1,1-Dichloropropene	563-58-6		U	5.64	0.564
Ethylbenzene	100-41-4		U	5.64	0.564
2-Hexanone	591-78-6		U	11.3	2.82
Hexachlorobutadiene	87-68-3		U	5.64	0.564

Sample Number: L0304174-04
Client ID: SB-12 (4'-5')
Matrix: Soil
Workgroup Number: WG138239
Collect Date: 08-APR-03

Prep Method: 5030B
Analytical Method: 8260B
Analyst: CMS
Dilution: 1
Units: ug/kg
Percent Solid: 88.6

Instrument: HPMS11
Prep Date: 04/12/2003 21:11
Cal Date: 07/04/2003 10:59
Run Date: 04/12/2003 21:11
File ID: 11M14365

Analyte	CAS. Number	Result	Qual	RL	MDL
Isopropylbenzene	98-82-8		U	5.64	0.564
p-Isopropyltoluene	99-87-6		U	5.64	0.564
4-Methyl-2-pentanone	108-10-1		U	11.3	2.82
Methylene chloride	75-09-2		U	5.64	1.13
Naphthalene	91-20-3		U	11.3	0.564
n-Propylbenzene	103-65-1		U	5.64	0.564
Styrene	100-42-5		U	5.64	0.564
1,1,1,2-Tetrachloroethane	630-20-6		U	5.64	0.564
1,1,2,2-Tetrachloroethane	79-34-5		U	5.64	0.564
Tetrachloroethene	127-18-4		U	5.64	0.564
Toluene	108-88-3		U	5.64	0.564
1,2,3-Trichlorobenzene	87-61-6		U	5.64	0.564
1,2,4-Trichlorobenzene	120-82-1		U	5.64	0.564
1,1,1-Trichloroethane	71-55-6		U	5.64	0.564
1,1,2-Trichloroethane	79-00-5		U	5.64	0.564
Trichloroethene	79-01-6	2.06	J	5.64	0.564
Trichlorofluoromethane	75-69-4		U	11.3	1.13
1,2,3-Trichloropropane	96-18-4		U	5.64	0.722
1,2,4-Trimethylbenzene	95-63-6	1.44	J	5.64	0.564
1,3,5-Trimethylbenzene	108-67-8	0.762	J	5.64	0.564
Vinyl acetate	108-05-4		U	11.3	1.13
Vinyl chloride	75-01-4		U	11.3	1.13
o-Xylene	95-47-6		U	5.64	0.564
m-,p-Xylene	136777-61-2		U	5.64	0.564

Analyte	% Recovery	Lower	Upper	Qual
Dibromofluoromethane	107	80	120	
1,2-Dichloroethane-d4	97.3	80	120	
Toluene-d8	106	81	117	
4-Bromofluorobenzene	117	74	121	

J This compound was detected at a level above the method detection limit, but below the reporting limit.
U This analyte was not detected in the sample.

Sample Number: L0304174-04
Client ID: SB-12 (4'-5')
Matrix: Soil
Workgroup Number: WG138512
Collect Date: 08-APR-03
Sample Tag: 01

Prep Method: 3550B
Analytical Method: 8270C
Analyst: MDC
Dilution: 1
Units: ug/kg
Percent Solid: 88.6

Instrument: HPMS5
Prep Date: 04/10/2003 10:45
Cal Date: 17/04/2003 17:12
Run Date: 04/18/2003 12:00
File ID: 5M25881

Analyte	CAS. Number	Result	Qual	RL	MDL
Phenol	108-95-2		U	186	93.1
Bis(2-Chloroethyl)ether	111-44-4		U	186	93.1
2-Chlorophenol	95-57-8		U	186	93.1
1,3-Dichlorobenzene	541-73-1		U	186	93.1
1,4-Dichlorobenzene	106-46-7		U	186	93.1
Benzyl alcohol	100-51-6		U	186	93.1
1,2-Dichlorobenzene	95-50-1		U	186	93.1
2-Methylphenol	95-48-7		U	186	93.1
3-,4-Methylphenol	106-44-5		U	186	93.1
bis(2-Chloroisopropyl)ether	108-60-1		U	186	93.1
N-Nitrosodipropylamine	621-64-7		U	186	93.1
Hexachloroethane	67-72-1		U	186	93.1
Nitrobenzene	98-95-3		U	186	93.1
Isophorone	78-59-1		U	186	93.1
2-Nitrophenol	88-75-5		U	186	93.1
2,4-Dimethylphenol	105-67-9		U	186	93.1

KEMRON ENVIRONMENTAL SERVICES

Report Number: **L0304174**

Report Date : **April 21, 2003**

Sample Number: **L0304174-04**
Client ID: **SB-12 (4'-5')**
Matrix: **Soil**
Workgroup Number: **WG138512**
Collect Date: **08-APR-03**
Sample Tag: **01**

Prep Method: **3550B**
Analytical Method: **8270C**
Analyst: **MDC**
Dilution: **1**
Units: **ug/kg**
Percent Solid: **88.6**

Instrument: **HPMS5**
Prep Date: **04/10/2003 10:45**
Cal Date: **17/04/2003 17:12**
Run Date: **04/18/2003 12:00**
File ID: **5M25881**

Analyte	CAS. Number	Result	Qual	RL	MDL
Benzoic acid	65-85-0		U	931	372
Bis(2-Chloroethoxy)Methane	111-91-1		U	186	93.1
2,4-Dichlorophenol	120-83-2		U	186	93.1
1,2,4-Trichlorobenzene	120-82-1		U	186	93.1
Naphthalene	91-20-3		U	186	93.1
4-Chloroaniline	106-47-8		U	186	93.1
Hexachlorobutadiene	87-68-3		U	186	93.1
4-Chloro-3-methylphenol	59-50-7		U	186	93.1
2-Methylnaphthalene	91-57-6		U	186	93.1
Hexachlorocyclopentadiene	77-47-4		U	186	93.1
2,4,6-Trichlorophenol	88-06-2		U	186	93.1
2,4,5-Trichlorophenol	95-95-4		U	186	93.1
2-Chloronaphthalene	91-58-7		U	186	93.1
2-Nitroaniline	88-74-4		U	931	372
Dimethylphthalate	131-11-3		U	186	93.1
Acenaphthylene	208-96-8		U	186	93.1
2,6-Dinitrotoluene	606-20-2		U	186	93.1
3-Nitroaniline	99-09-2		U	931	372
Acenaphthene	83-32-9		U	186	93.1
2,4-Dinitrophenol	51-28-5		U	931	372
4-Nitrophenol	100-02-7		U	931	372
Dibenzofuran	132-64-9		U	186	93.1
2,4-Dinitrotoluene	121-14-2		U	186	93.1
Diethylphthalate	84-66-2		U	186	93.1
4-Chlorophenyl-phenyl ether	7005-72-3		U	186	93.1
Fluorene	86-73-7		U	186	93.1
4-Nitroaniline	100-01-6		U	931	372
4,6-Dinitro-2-methylphenol	534-52-1		U	931	372
N-Nitrosodiphenylamine	86-30-6		U	186	93.1
4-Bromophenyl-phenylether	101-55-3		U	186	93.1
Hexachlorobenzene	118-74-1		U	186	93.1
Pentachlorophenol	87-86-5		U	931	372
Phenanthrene	85-01-8		U	186	93.1
Anthracene	120-12-7		U	186	93.1
Di-N-Butylphthalate	84-74-2		U	186	93.1
Fluoranthene	206-44-0		U	186	93.1
Pyrene	129-00-0		U	186	93.1
Butylbenzylphthalate	85-68-7		U	186	93.1
3,3'-Dichlorobenzidine	91-94-1		U	372	186
Benzo(a)anthracene	56-55-3		U	186	93.1
Chrysene	218-01-9		U	186	93.1
bis(2-Ethylhexyl)phthalate	117-81-7		U	186	93.1
Di-n-octylphthalate	117-84-0		U	186	93.1
Benzo(b)fluoranthene	205-99-2		U	186	93.1
Benzo(k)fluoranthene	207-08-9		U	186	93.1
Benzo(a)pyrene	50-32-8		U	186	93.1
Indeno(1,2,3-cd)pyrene	193-39-5		U	186	93.1
Dibenzo(a,h)Anthracene	53-70-3		U	186	93.1
Benzo(g,h,i)Perylene	191-24-2		U	186	93.1

Analyte	% Recovery	Lower	Upper	Qual
2-Fluorophenol	50.8	25	121	
Phenol-d5	60.5	24	113	
Nitrobenzene-d5	49.1	23	120	
2-Fluorobiphenyl	63.3	30	115	
2,4,6-Tribromophenol	85.6	19	122	
p-Terphenyl-d14	92.6	18	137	

U This analyte was not detected in the sample.

Report Number: L0304174
Report Date : April 21, 2003

Sample Number: L0304174-04
Client ID: SB-12 (4'-5')
Matrix: Soil
Workgroup Number: WG138143
Collect Date: 08-APR-03

Prep Method: D2216-90
Analytical Method: D2216-90
Analyst: TMM
Dilution: 1
Units: weight %

Instrument: OVEN
Prep Date: 04/10/2003 09:20
Cal Date:
Run Date: 04/10/2003 09:20
File ID:

Analyte	CAS. Number	Result	Qual	RL	MDL
Percent Solids	10-02-6	89		1.00	1.00

Sample Number: L0304174-05
Client ID: SB-12 (13'-15')
Matrix: Soil
Workgroup Number: WG138321
Collect Date: 08-APR-03
Sample Tag: 01

Prep Method: 3050B
Analytical Method: 6010B
Analyst: JYH
Dilution: 1
Units: mg/kg
Percent Solid: 85.1

Instrument: IRIS-ICP
Prep Date: 04/11/2003 07:20
Cal Date: 14/04/2003 10:00
Run Date: 04/14/2003 15:18
File ID: IR.041403.151800

Analyte	CAS. Number	Result	Qual	RL	MDL
Lead, Total	7439-92-1	18.2		6.06	0.606

Sample Number: L0304174-05
Client ID: SB-12 (13'-15')
Matrix: Soil
Workgroup Number: WG138239
Collect Date: 08-APR-03

Prep Method: 5030B
Analytical Method: 8260B
Analyst: CMS
Dilution: 1
Units: ug/kg
Percent Solid: 85.1

Instrument: HPMS11
Prep Date: 04/12/2003 21:42
Cal Date: 07/04/2003 10:59
Run Date: 04/12/2003 21:42
File ID: 11M14366

Analyte	CAS. Number	Result	Qual	RL	MDL
Acetone	67-64-1		U	118	5.88
Benzene	71-43-2		U	5.88	0.588
Bromobenzene	108-86-1		U	5.88	0.588
Bromochloromethane	74-97-5		U	5.88	0.588
Bromodichloromethane	75-27-4		U	5.88	0.588
Bromoform	75-25-2		U	5.88	0.588
Bromomethane	74-83-9		U	11.8	1.18
2-Butanone	78-93-3		U	118	2.94
n-Butylbenzene	104-51-8		U	5.88	0.588
sec-Butylbenzene	135-98-8		U	5.88	0.588
tert-Butylbenzene	98-06-6		U	5.88	0.588
Carbon disulfide	75-15-0		U	5.88	0.588
Carbon tetrachloride	56-23-5		U	5.88	0.588
Chlorobenzene	108-90-7		U	5.88	0.588
Chlorodibromomethane	124-48-1		U	5.88	0.588
Chloroethane	75-00-3		U	11.8	1.18
2-Chloroethyl vinyl ether	110-75-8		U	11.8	0.588
Chloroform	67-66-3		U	5.88	0.588
Chloromethane	74-87-3		U	11.8	2.35
2-Chlorotoluene	95-49-8		U	5.88	0.588
4-Chlorotoluene	106-43-4		U	5.88	0.588
1,2-Dibromo-3-chloropropane	96-12-8		U	5.88	1.18
1,2-Dibromoethane	106-93-4		U	5.88	0.588
Dibromomethane	74-95-3		U	5.88	0.588
1,2-Dichlorobenzene	95-50-1		U	5.88	0.588
1,3-Dichlorobenzene	541-73-1		U	5.88	0.588

KEMRON ENVIRONMENTAL SERVICES

Report Number: **L0304174**

Report Date : **April 21, 2003**

Sample Number:	L0304174-05	Prep Method:	5030B	Instrument:	HPMS11
Client ID:	SB-12 (13'-15')	Analytical Method:	8260B	Prep Date:	04/12/2003 21:42
Matrix:	Soil	Analyst:	CMS	Cal Date:	07/04/2003 10:59
Workgroup Number:	WG138239	Dilution:	1	Run Date:	04/12/2003 21:42
Collect Date:	08-APR-03	Units:	ug/kg	File ID:	11M14366
		Percent Solid:	85.1		

Analyte	CAS. Number	Result	Qual	RL	MDL
1,4-Dichlorobenzene	106-46-7		U	5.88	0.588
Dichlorodifluoromethane	75-71-8		U	11.8	1.18
1,1-Dichloroethane	75-34-3		U	5.88	1.18
1,2-Dichloroethane	107-06-2		U	5.88	0.588
1,1-Dichloroethene	75-35-4		U	5.88	0.588
cis-1,2-Dichloroethene	156-59-2		U	5.88	0.588
trans-1,2-Dichloroethene	156-60-5		U	5.88	0.588
1,2-Dichloropropane	78-87-5		U	5.88	0.588
1,3-Dichloropropane	142-28-9		U	5.88	0.588
2,2-Dichloropropane	594-20-7		U	5.88	0.588
cis-1,3-Dichloropropene	10061-01-5		U	5.88	0.588
trans-1,3-Dichloropropene	10061-02-6		U	5.88	0.588
1,1-Dichloropropene	563-58-6		U	5.88	0.588
Ethylbenzene	100-41-4		U	5.88	0.588
2-Hexanone	591-78-6		U	11.8	2.94
Hexachlorobutadiene	87-68-3		U	5.88	0.588
Isopropylbenzene	98-82-8		U	5.88	0.588
p-Isopropyltoluene	99-87-6		U	5.88	0.588
4-Methyl-2-pentanone	108-10-1		U	11.8	2.94
Methylene chloride	75-09-2		U	5.88	1.18
Naphthalene	91-20-3		U	11.8	0.588
n-Propylbenzene	103-65-1		U	5.88	0.588
Styrene	100-42-5		U	5.88	0.588
1,1,1,2-Tetrachloroethane	630-20-6		U	5.88	0.588
1,1,2,2-Tetrachloroethane	79-34-5		U	5.88	0.588
Tetrachloroethene	127-18-4		U	5.88	0.588
Toluene	108-88-3	0.979	J	5.88	0.588
1,2,3-Trichlorobenzene	87-61-6		U	5.88	0.588
1,2,4-Trichlorobenzene	120-82-1		U	5.88	0.588
1,1,1-Trichloroethane	71-55-6		U	5.88	0.588
1,1,2-Trichloroethane	79-00-5		U	5.88	0.588
Trichloroethene	79-01-6	24.2		5.88	0.588
Trichlorofluoromethane	75-69-4		U	11.8	1.18
1,2,3-Trichloropropane	96-18-4		U	5.88	0.752
1,2,4-Trimethylbenzene	95-63-6	1.29	J	5.88	0.588
1,3,5-Trimethylbenzene	108-67-8	0.611	J	5.88	0.588
Vinyl acetate	108-05-4		U	11.8	1.18
Vinyl chloride	75-01-4		U	11.8	1.18
o-Xylene	95-47-6		U	5.88	0.588
m-,p-Xylene	136777-61-2	0.758	J	5.88	0.588

Analyte	% Recovery	Lower	Upper	Qual
Dibromofluoromethane	107	80	120	
1,2-Dichloroethane-d4	91.8	80	120	
Toluene-d8	107	81	117	
4-Bromofluorobenzene	118	74	121	

J This compound was detected at a level above the method detection limit, but below the reporting limit.
U This analyte was not detected in the sample.

Report Number: L0304174
Report Date : April 21, 2003

Sample Number: L0304174-05
Client ID: SB-12 (13'-15')
Matrix: Soil
Workgroup Number: WG138512
Collect Date: 08-APR-03
Sample Tag: 01

Prep Method: 3550B
Analytical Method: 8270C
Analyst: MDC
Dilution: 1
Units: ug/kg
Percent Solid: 85.1

Instrument: HPMS5
Prep Date: 04/10/2003 10:45
Cal Date: 17/04/2003 17:12
Run Date: 04/18/2003 13:04
File ID: 5M25883

Analyte	CAS. Number	Result	Qual	RL	MDL
Phenol	108-95-2		U	194	96.9
Bis(2-Chloroethyl)ether	111-44-4		U	194	96.9
2-Chlorophenol	95-57-8		U	194	96.9
1,3-Dichlorobenzene	541-73-1		U	194	96.9
1,4-Dichlorobenzene	106-46-7		U	194	96.9
Benzyl alcohol	100-51-6		U	194	96.9
1,2-Dichlorobenzene	95-50-1		U	194	96.9
2-Methylphenol	95-48-7		U	194	96.9
3-,4-Methylphenol	106-44-5		U	194	96.9
bis(2-Chloroisopropyl)ether	108-60-1		U	194	96.9
N-Nitrosodipropylamine	621-64-7		U	194	96.9
Hexachloroethane	67-72-1		U	194	96.9
Nitrobenzene	98-95-3		U	194	96.9
Isophorone	78-59-1		U	194	96.9
2-Nitrophenol	88-75-5		U	194	96.9
2,4-Dimethylphenol	105-67-9		U	194	96.9
Benzoic acid	65-85-0		U	969	388
Bis(2-Chloroethoxy)Methane	111-91-1		U	194	96.9
2,4-Dichlorophenol	120-83-2		U	194	96.9
1,2,4-Trichlorobenzene	120-82-1		U	194	96.9
Naphthalene	91-20-3		U	194	96.9
4-Chloroaniline	106-47-8		U	194	96.9
Hexachlorobutadiene	87-68-3		U	194	96.9
4-Chloro-3-methylphenol	59-50-7		U	194	96.9
2-Methylnaphthalene	91-57-6		U	194	96.9
Hexachlorocyclopentadiene	77-47-4		U	194	96.9
2,4,6-Trichlorophenol	88-06-2		U	194	96.9
2,4,5-Trichlorophenol	95-95-4		U	194	96.9
2-Chloronaphthalene	91-58-7		U	194	96.9
2-Nitroaniline	88-74-4		U	969	388
Dimethylphthalate	131-11-3		U	194	96.9
Acenaphthylene	208-96-8		U	194	96.9
2,6-Dinitrotoluene	606-20-2		U	194	96.9
3-Nitroaniline	99-09-2		U	969	388
Acenaphthene	83-32-9		U	194	96.9
2,4-Dinitrophenol	51-28-5		U	969	388
4-Nitrophenol	100-02-7		U	969	388
Dibenzofuran	132-64-9		U	194	96.9
2,4-Dinitrotoluene	121-14-2		U	194	96.9
Diethylphthalate	84-66-2		U	194	96.9
4-Chlorophenyl-phenyl ether	7005-72-3		U	194	96.9
Fluorene	86-73-7		U	194	96.9
4-Nitroaniline	100-01-6		U	969	388
4,6-Dinitro-2-methylphenol	534-52-1		U	969	388
N-Nitrosodiphenylamine	86-30-6		U	194	96.9
4-Bromophenyl-phenylether	101-55-3		U	194	96.9
Hexachlorobenzene	118-74-1		U	194	96.9
Pentachlorophenol	87-86-5		U	969	388
Phenanthrene	85-01-8		U	194	96.9
Anthracene	120-12-7		U	194	96.9
Di-N-Butylphthalate	84-74-2		U	194	96.9
Fluoranthene	206-44-0		U	194	96.9
Pyrene	129-00-0		U	194	96.9
Butylbenzylphthalate	85-68-7		U	194	96.9
3,3'-Dichlorobenzidine	91-94-1		U	388	194
Benzo(a)anthracene	56-55-3		U	194	96.9
Chrysene	218-01-9		U	194	96.9
[illegible](2-Ethylhexyl)phthalate	117-81-7		U	194	96.9
Di-n-octylphthalate	117-84-0		U	194	96.9

Sample Number: L0304174-05
Client ID: SB-12 (13'-15')
Matrix: Soil
Workgroup Number: WG138512
Collect Date: 08-APR-03
Sample Tag: 01

Prep Method: 3550B
Analytical Method: 8270C
Analyst: MDC
Dilution: 1
Units: ug/kg
Percent Solid: 85.1

Instrument: HPMS5
Prep Date: 04/10/2003 10:45
Cal Date: 17/04/2003 17:12
Run Date: 04/18/2003 13:04
File ID: 5M25883

Analyte	CAS. Number	Result	Qual	RL	MDL
Benzo(b)fluoranthene	205-99-2		U	194	96.9
Benzo(k)fluoranthene	207-08-9		U	194	96.9
Benzo(a)pyrene	50-32-8		U	194	96.9
Indeno(1,2,3-cd)pyrene	193-39-5		U	194	96.9
Dibenzo(a,h)Anthracene	53-70-3		U	194	96.9
Benzo(g,h,i)Perylene	191-24-2		U	194	96.9

Analyte	% Recovery	Lower	Upper	Qual
2-Fluorophenol	50.8	25	121	
Phenol-d5	59.8	24	113	
Nitrobenzene-d5	48.5	23	120	
2-Fluorobiphenyl	57.8	30	115	
2,4,6-Tribromophenol	90.7	19	122	
p-Terphenyl-d14	100	18	137	

U This analyte was not detected in the sample.

Sample Number: L0304174-05
Client ID: SB-12 (13'-15')
Matrix: Soil
Workgroup Number: WG138143
Collect Date: 08-APR-03

Prep Method: D2216-90
Analytical Method: D2216-90
Analyst: TMM
Dilution: 1
Units: weight %

Instrument: OVEN
Prep Date: 04/10/2003 09:20
Cal Date:
Run Date: 04/10/2003 09:20
File ID:

Analyte	CAS. Number	Result	Qual	RL	MDL
Percent Solids	10-02-6	85		1.00	1.00

Sample Number: L0304174-06
Client ID: SB-12 (23'-25')
Matrix: Soil
Workgroup Number: WG138321
Collect Date: 08-APR-03
Sample Tag: 01

Prep Method: 3050B
Analytical Method: 6010B
Analyst: JYH
Dilution: 1
Units: mg/kg
Percent Solid: 87.7

Instrument: IRIS-ICP
Prep Date: 04/11/2003 07:20
Cal Date: 14/04/2003 10:00
Run Date: 04/14/2003 15:23
File ID: IR.041403.152300

Analyte	CAS. Number	Result	Qual	RL	MDL
Lead, Total	7439-92-1	12.5		5.59	0.559

Report Number: L0304174
Report Date : April 21, 2003

Sample Number: L0304174-06
Client ID: SB-12 (23'-25')
Matrix: Soil
Workgroup Number: WG138279
Collect Date: 08-APR-03

Prep Method: 5030B
Analytical Method: 8260B
Analyst: MES
Dilution: 100
Units: ug/kg
Percent Solid: 87.7

Instrument: HPMS10
Prep Date: 04/14/2003 15:22
Cal Date: 25/02/2003 16:59
Run Date: 04/14/2003 15:22
File ID: 10M22200

Analyte	CAS. Number	Result	Qual	RL	MDL
Acetone	67-64-1		U	11400	570
Benzene	71-43-2		U	570	57.0
Bromobenzene	108-86-1		U	570	57.0
Bromochloromethane	74-97-5		U	570	57.0
Bromodichloromethane	75-27-4		U	570	57.0
Bromoform	75-25-2		U	570	57.0
Bromomethane	74-83-9		U	1140	114
2-Butanone	78-93-3		U	11400	285
n-Butylbenzene	104-51-8	2810		570	57.0
sec-Butylbenzene	135-98-8	2580		570	57.0
tert-Butylbenzene	98-06-6	837		570	57.0
Carbon disulfide	75-15-0		U	570	57.0
Carbon tetrachloride	56-23-5		U	570	57.0
Chlorobenzene	108-90-7		U	570	57.0
Chlorodibromomethane	124-48-1		U	570	57.0
Chloroethane	75-00-3		U	1140	114
2-Chloroethyl vinyl ether	110-75-8		U	1140	57.0
Chloroform	67-66-3		U	570	57.0
Chloromethane	74-87-3		U	1140	228
2-Chlorotoluene	95-49-8		U	570	57.0
4-Chlorotoluene	106-43-4		U	570	57.0
1,2-Dibromo-3-chloropropane	96-12-8		U	570	114
1,2-Dibromoethane	106-93-4		U	570	57.0
Dibromomethane	74-95-3		U	570	57.0
1,2-Dichlorobenzene	95-50-1	401	J	570	57.0
1,3-Dichlorobenzene	541-73-1		U	570	57.0
1,4-Dichlorobenzene	106-46-7	182	J	570	57.0
Dichlorodifluoromethane	75-71-8		U	1140	114
1,1-Dichloroethane	75-34-3		U	570	114
1,2-Dichloroethane	107-06-2		U	570	57.0
1,1-Dichloroethene	75-35-4		U	570	57.0
cis-1,2-Dichloroethene	156-59-2		U	570	57.0
trans-1,2-Dichloroethene	156-60-5		U	570	57.0
1,2-Dichloropropane	78-87-5		U	570	57.0
1,3-Dichloropropane	142-28-9		U	570	57.0
2,2-Dichloropropane	594-20-7		U	570	57.0
cis-1,3-Dichloropropene	10061-01-5		U	570	57.0
trans-1,3-Dichloropropene	10061-02-6		U	570	57.0
1,1-Dichloropropene	563-58-6		U	570	57.0
Ethylbenzene	100-41-4		U	570	57.0
2-Hexanone	591-78-6		U	1140	285
Hexachlorobutadiene	87-68-3		U	570	57.0
Isopropylbenzene	98-82-8	169	J	570	57.0
p-Isopropyltoluene	99-87-6		U	570	57.0
4-Methyl-2-pentanone	108-10-1		U	1140	285
Methylene chloride	75-09-2		U	570	114
Naphthalene	91-20-3	252	J	1140	57.0
n-Propylbenzene	103-65-1	649		570	57.0
Styrene	100-42-5		U	570	57.0
1,1,1,2-Tetrachloroethane	630-20-6		U	570	57.0
1,1,2,2-Tetrachloroethane	79-34-5		U	570	57.0
Tetrachloroethene	127-18-4		U	570	57.0
Toluene	108-88-3		U	570	57.0
1,2,3-Trichlorobenzene	87-61-6		U	570	57.0
1,2,4-Trichlorobenzene	120-82-1		U	570	57.0
1,1,1-Trichloroethane	71-55-6		U	570	57.0
1,1,2-Trichloroethane	79-00-5		U	570	57.0
Trichloroethene	79-01-6		U	570	57.0
Trichlorofluoromethane	75-69-4		U	1140	114

Report Number: L0304174
Report Date : April 21, 2003

Sample Number: L0304174-06
Client ID: SB-12 (23'-25')
Matrix: Soil
Workgroup Number: WG138279
Collect Date: 08-APR-03

Prep Method: 5030B
Analytical Method: 8260B
Analyst: MES
Dilution: 100
Units: ug/kg
Percent Solid: 87.7

Instrument: HPMS10
Prep Date: 04/14/2003 15:22
Cal Date: 25/02/2003 16:59
Run Date: 04/14/2003 15:22
File ID: 10M22200

Analyte	CAS. Number	Result	Qual	RL	MDL
1,2,3-Trichloropropane	96-18-4		U	570	73.0
1,2,4-Trimethylbenzene	95-63-6	65.9	J	570	57.0
1,3,5-Trimethylbenzene	108-67-8		U	570	57.0
Vinyl acetate	108-05-4		U	1140	114
Vinyl chloride	75-01-4		U	1140	114
o-Xylene	95-47-6		U	570	57.0
m-,p-Xylene	136777-61-2		U	570	57.0

Analyte	% Recovery	Lower	Upper	Qual
Dibromofluoromethane	83.5	80	120	
1,2-Dichloroethane-d4	85.7	80	120	
Toluene-d8	87.8	81	117	
4-Bromofluorobenzene	164	74	121	*

J This compound was detected at a level above the method detection limit, but below the reporting limit.
U This analyte was not detected in the sample.

Sample Number: L0304174-06
Client ID: SB-12 (23'-25')
Matrix: Soil
Workgroup Number: WG138512
Collect Date: 08-APR-03
Sample Tag: 01

Prep Method: 3550B
Analytical Method: 8270C
Analyst: CLK
Dilution: 1
Units: ug/kg
Percent Solid: 87.7

Instrument: HPMS5
Prep Date: 04/10/2003 10:45
Cal Date: 15/04/2003 22:47
Run Date: 04/16/2003 09:04
File ID: 5M25805

Analyte	CAS. Number	Result	Qual	RL	MDL
Phenol	108-95-2		U	188	94.1
Bis(2-Chloroethyl)ether	111-44-4		U	188	94.1
2-Chlorophenol	95-57-8		U	188	94.1
1,3-Dichlorobenzene	541-73-1		U	188	94.1
1,4-Dichlorobenzene	106-46-7		U	188	94.1
Benzyl alcohol	100-51-6		U	188	94.1
1,2-Dichlorobenzene	95-50-1		U	188	94.1
2-Methylphenol	95-48-7		U	188	94.1
3-,4-Methylphenol	106-44-5		U	188	94.1
bis(2-Chloroisopropyl)ether	108-60-1		U	188	94.1
N-Nitrosodipropylamine	621-64-7		U	188	94.1
Hexachloroethane	67-72-1		U	188	94.1
Nitrobenzene	98-95-3		U	188	94.1
Isophorone	78-59-1		U	188	94.1
2-Nitrophenol	88-75-5		U	188	94.1
2,4-Dimethylphenol	105-67-9		U	188	94.1
Benzoic acid	65-85-0		U	941	376
Bis(2-Chloroethoxy)Methane	111-91-1		U	188	94.1
2,4-Dichlorophenol	120-83-2		U	188	94.1
1,2,4-Trichlorobenzene	120-82-1		U	188	94.1
Naphthalene	91-20-3		U	188	94.1
4-Chloroaniline	106-47-8		U	188	94.1
Hexachlorobutadiene	87-68-3		U	188	94.1
4-Chloro-3-methylphenol	59-50-7		U	188	94.1
2-Methylnaphthalene	91-57-6		U	188	94.1
Hexachlorocyclopentadiene	77-47-4		U	188	94.1
2,4,6-Trichlorophenol	88-06-2		U	188	94.1
2,4,5-Trichlorophenol	95-95-4		U	188	94.1
2-Chloronaphthalene	91-58-7		U	188	94.1
2-Nitroaniline	88-74-4		U	941	376
Dimethylphthalate	131-11-3		U	188	94.1
Acenaphthylene	208-96-8		U	188	94.1

Report Number: L0304174
Report Date : April 21, 2003

Sample Number: L0304174-06
Client ID: SB-12 (23'-25')
Matrix: Soil
Workgroup Number: WG138512
Collect Date: 08-APR-03
Sample Tag: 01

Prep Method: 3550B
Analytical Method: 8270C
Analyst: CLK
Dilution: 1
Units: ug/kg
Percent Solid: 87.7

Instrument: HPMS5
Prep Date: 04/10/2003 10:45
Cal Date: 15/04/2003 22:47
Run Date: 04/16/2003 09:04
File ID: 5M25805

Analyte	CAS. Number	Result	Qual	RL	MDL
2,6-Dinitrotoluene	606-20-2		U	188	94.1
3-Nitroaniline	99-09-2		U	941	376
Acenaphthene	83-32-9		U	188	94.1
2,4-Dinitrophenol	51-28-5		U	941	376
4-Nitrophenol	100-02-7		U	941	376
Dibenzofuran	132-64-9		U	188	94.1
2,4-Dinitrotoluene	121-14-2		U	188	94.1
Diethylphthalate	84-66-2		U	188	94.1
4-Chlorophenyl-phenyl ether	7005-72-3		U	188	94.1
Fluorene	86-73-7	187	J	188	94.1
4-Nitroaniline	100-01-6		U	941	376
4,6-Dinitro-2-methylphenol	534-52-1		U	941	376
N-Nitrosodiphenylamine	86-30-6		U	188	94.1
4-Bromophenyl-phenylether	101-55-3		U	188	94.1
Hexachlorobenzene	118-74-1		U	188	94.1
Pentachlorophenol	87-86-5		U	941	376
Phenanthrene	85-01-8	486		188	94.1
Anthracene	120-12-7		U	188	94.1
Di-N-Butylphthalate	84-74-2		U	188	94.1
Fluoranthene	206-44-0		U	188	94.1
Pyrene	129-00-0		U	188	94.1
Butylbenzylphthalate	85-68-7		U	188	94.1
3,3'-Dichlorobenzidine	91-94-1		U	376	188
Benzo(a)anthracene	56-55-3		U	188	94.1
Chrysene	218-01-9		U	188	94.1
bis(2-Ethylhexyl)phthalate	117-81-7		U	188	94.1
Di-n-octylphthalate	117-84-0		U	188	94.1
Benzo(b)fluoranthene	205-99-2		U	188	94.1
Benzo(k)fluoranthene	207-08-9		U	188	94.1
Benzo(a)pyrene	50-32-8		U	188	94.1
Indeno(1,2,3-cd)pyrene	193-39-5		U	188	94.1
Dibenzo(a,h)Anthracene	53-70-3		U	188	94.1
Benzo(g,h,i)Perylene	191-24-2		U	188	94.1

Analyte	% Recovery	Lower	Upper	Qual
2-Fluorophenol	49.0	25	121	
Phenol-d5	62.8	24	113	
Nitrobenzene-d5	106	23	120	
2-Fluorobiphenyl	69.9	30	115	
2,4,6-Tribromophenol	97.2	19	122	
p-Terphenyl-d14	106	18	137	

J This compound was detected at a level above the method detection limit, but below the reporting limit.
U This analyte was not detected in the sample.

Sample Number: L0304174-06
Client ID: SB-12 (23'-25')
Matrix: Soil
Workgroup Number: WG138512
Collect Date: 08-APR-03
Sample Tag: DL1

Prep Method: 3550B
Analytical Method: 8270C
Analyst: MDC
Dilution: 20
Units: ug/kg
Percent Solid: 87.7

Instrument: HPMS5
Prep Date: 04/10/2003 10:45
Cal Date: 17/04/2003 17:12
Run Date: 04/18/2003 18:51
File ID: 5M25894

Analyte	CAS. Number	Result	Qual	RL	MDL
Phenol	108-95-2		U	3760	1880
Bis(2-Chloroethyl)ether	111-44-4		U	3760	1880
2-Chlorophenol	95-57-8		U	3760	1880
1,3-Dichlorobenzene	541-73-1		U	3760	1880
1,4-Dichlorobenzene	106-46-7		U	3760	1880

Report Number: L0304174
Report Date : April 21, 2003

Sample Number: L0304174-06
Client ID: SB-12 (23'-25')
Matrix: Soil
Workgroup Number: WG138512
Collect Date: 08-APR-03
Sample Tag: DL1

Prep Method: 3550B
Analytical Method: 8270C
Analyst: MDC
Dilution: 20
Units: ug/kg
Percent Solid: 87.7

Instrument: HPMS5
Prep Date: 04/10/2003 10:45
Cal Date: 17/04/2003 17:12
Run Date: 04/18/2003 18:51
File ID: 5M25894

Analyte	CAS. Number	Result	Qual	RL	MDL
Benzyl alcohol	100-51-6		U	3760	1880
1,2-Dichlorobenzene	95-50-1		U	3760	1880
2-Methylphenol	95-48-7		U	3760	1880
3-,4-Methylphenol	106-44-5		U	3760	1880
bis(2-Chloroisopropyl)ether	108-60-1		U	3760	1880
N-Nitrosodipropylamine	621-64-7		U	3760	1880
Hexachloroethane	67-72-1		U	3760	1880
Nitrobenzene	98-95-3		U	3760	1880
Isophorone	78-59-1		U	3760	1880
2-Nitrophenol	88-75-5		U	3760	1880
2,4-Dimethylphenol	105-67-9		U	3760	1880
Benzoic acid	65-85-0		U	18800	7530
Bis(2-Chloroethoxy)Methane	111-91-1		U	3760	1880
2,4-Dichlorophenol	120-83-2		U	3760	1880
1,2,4-Trichlorobenzene	120-82-1		U	3760	1880
Naphthalene	91-20-3		U	3760	1880
4-Chloroaniline	106-47-8		U	3760	1880
Hexachlorobutadiene	87-68-3		U	3760	1880
4-Chloro-3-methylphenol	59-50-7		U	3760	1880
2-Methylnaphthalene	91-57-6		U	3760	1880
Hexachlorocyclopentadiene	77-47-4		U	3760	1880
2,4,6-Trichlorophenol	88-06-2		U	3760	1880
2,4,5-Trichlorophenol	95-95-4		U	3760	1880
2-Chloronaphthalene	91-58-7		U	3760	1880
2-Nitroaniline	88-74-4		U	18800	7530
Dimethylphthalate	131-11-3		U	3760	1880
Acenaphthylene	208-96-8		U	3760	1880
2,6-Dinitrotoluene	606-20-2		U	3760	1880
3-Nitroaniline	99-09-2		U	18800	7530
Acenaphthene	83-32-9		U	3760	1880
2,4-Dinitrophenol	51-28-5		U	18800	7530
4-Nitrophenol	100-02-7		U	18800	7530
Dibenzofuran	132-64-9		U	3760	1880
2,4-Dinitrotoluene	121-14-2		U	3760	1880
Diethylphthalate	84-66-2		U	3760	1880
4-Chlorophenyl-phenyl ether	7005-72-3		U	3760	1880
Fluorene	86-73-7		U	3760	1880
4-Nitroaniline	100-01-6		U	18800	7530
4,6-Dinitro-2-methylphenol	534-52-1		U	18800	7530
N-Nitrosodiphenylamine	86-30-6		U	3760	1880
4-Bromophenyl-phenylether	101-55-3		U	3760	1880
Hexachlorobenzene	118-74-1		U	3760	1880
Pentachlorophenol	87-86-5		U	18800	7530
Phenanthrene	85-01-8		U	3760	1880
Anthracene	120-12-7		U	3760	1880
Di-N-Butylphthalate	84-74-2		U	3760	1880
Fluoranthene	206-44-0		U	3760	1880
Pyrene	129-00-0		U	3760	1880
Butylbenzylphthalate	85-68-7		U	3760	1880
3,3'-Dichlorobenzidine	91-94-1		U	7530	3760
Benzo(a)anthracene	56-55-3		U	3760	1880
Chrysene	218-01-9		U	3760	1880
bis(2-Ethylhexyl)phthalate	117-81-7		U	3760	1880
Di-n-octylphthalate	117-84-0		U	3760	1880
Benzo(b)fluoranthene	205-99-2		U	3760	1880
Benzo(k)fluoranthene	207-08-9		U	3760	1880
Benzo(a)pyrene	50-32-8		U	3760	1880
Indeno(1,2,3-cd)pyrene	193-39-5		U	3760	1880
Dibenzo(a,h)Anthracene	53-70-3		U	3760	1880

Report Number: L0304174
Report Date : April 21, 2003

Sample Number: L0304174-06
Client ID: SB-12 (23'-25')
Matrix: Soil
Workgroup Number: WG138512
Collect Date: 08-APR-03
Sample Tag: DL1

Prep Method: 3550B
Analytical Method: 8270C
Analyst: MDC
Dilution: 20
Units: ug/kg
Percent Solid: 87.7

Instrument: HPMS5
Prep Date: 04/10/2003 10:45
Cal Date: 17/04/2003 17:12
Run Date: 04/18/2003 18:51
File ID: 5M25894

Analyte	CAS. Number	Result	Qual	RL	MDL
Benzo(g,h,i)Perylene	191-24-2		U	3760	1880

Analyte	% Recovery	Lower	Upper	Qual
2-Fluorophenol		25	121	DL
Phenol-d5		24	113	DL
Nitrobenzene-d5		23	120	DL
2-Fluorobiphenyl		30	115	DL
2,4,6-Tribromophenol		19	122	DL
p-Terphenyl-d14		18	137	DL

DL Surrogate or spike compound was diluted out
U This analyte was not detected in the sample.

Sample Number: L0304174-06
Client ID: SB-12 (23'-25')
Matrix: Soil
Workgroup Number: WG138143
Collect Date: 08-APR-03

Prep Method: D2216-90
Analytical Method: D2216-90
Analyst: TMM
Dilution: 1
Units: weight %

Instrument: OVEN
Prep Date: 04/10/2003 09:20
Cal Date:
Run Date: 04/10/2003 09:20
File ID:

Analyte	CAS. Number	Result	Qual	RL	MDL
Percent Solids	10-02-6	88		1.00	1.00

Sample Number: L0304174-07
Client ID: SB-33 (3'-5')
Matrix: Soil
Workgroup Number: WG138321
Collect Date: 08-APR-03
Sample Tag: 01

Prep Method: 3050B
Analytical Method: 6010B
Analyst: JYH
Dilution: 1
Units: mg/kg
Percent Solid: 90.2

Instrument: IRIS-ICP
Prep Date: 04/11/2003 07:20
Cal Date: 14/04/2003 10:00
Run Date: 04/14/2003 14:29
File ID: IR.041403.142900

Analyte	CAS. Number	Result	Qual	RL	MDL
Lead, Total	7439-92-1	19.7		5.83	0.583

Report Number: L0304174
Report Date : April 21, 2003

Sample Number: L0304174-07
Client ID: SB-33 (3'-5')
Matrix: Soil
Workgroup Number: WG138239
Collect Date: 08-APR-03

Prep Method: 5030B
Analytical Method: 8260B
Analyst: CMS
Dilution: 1
Units: ug/kg
Percent Solid: 90.2

Instrument: HPMS11
Prep Date: 04/12/2003 22:13
Cal Date: 07/04/2003 10:59
Run Date: 04/12/2003 22:13
File ID: 11M14367

Analyte	CAS. Number	Result	Qual	RL	MDL
Acetone	67-64-1		U	111	5.54
Benzene	71-43-2		U	5.54	0.554
Bromobenzene	108-86-1		U	5.54	0.554
Bromochloromethane	74-97-5		U	5.54	0.554
Bromodichloromethane	75-27-4		U	5.54	0.554
Bromoform	75-25-2		U	5.54	0.554
Bromomethane	74-83-9		U	11.1	1.11
2-Butanone	78-93-3		U	111	2.77
n-Butylbenzene	104-51-8		U	5.54	0.554
sec-Butylbenzene	135-98-8		U	5.54	0.554
tert-Butylbenzene	98-06-6		U	5.54	0.554
Carbon disulfide	75-15-0		U	5.54	0.554
Carbon tetrachloride	56-23-5		U	5.54	0.554
Chlorobenzene	108-90-7		U	5.54	0.554
Chlorodibromomethane	124-48-1		U	5.54	0.554
Chloroethane	75-00-3		U	11.1	1.11
2-Chloroethyl vinyl ether	110-75-8		U	11.1	0.554
Chloroform	67-66-3		U	5.54	0.554
Chloromethane	74-87-3		U	11.1	2.22
2-Chlorotoluene	95-49-8		U	5.54	0.554
4-Chlorotoluene	106-43-4		U	5.54	0.554
1,2-Dibromo-3-chloropropane	96-12-8		U	5.54	1.11
1,2-Dibromoethane	106-93-4		U	5.54	0.554
Dibromomethane	74-95-3		U	5.54	0.554
1,2-Dichlorobenzene	95-50-1		U	5.54	0.554
1,3-Dichlorobenzene	541-73-1		U	5.54	0.554
1,4-Dichlorobenzene	106-46-7		U	5.54	0.554
Dichlorodifluoromethane	75-71-8		U	11.1	1.11
1,1-Dichloroethane	75-34-3		U	5.54	1.11
1,2-Dichloroethane	107-06-2		U	5.54	0.554
1,1-Dichloroethene	75-35-4		U	5.54	0.554
cis-1,2-Dichloroethene	156-59-2		U	5.54	0.554
trans-1,2-Dichloroethene	156-60-5		U	5.54	0.554
1,2-Dichloropropane	78-87-5		U	5.54	0.554
1,3-Dichloropropane	142-28-9		U	5.54	0.554
2,2-Dichloropropane	594-20-7		U	5.54	0.554
cis-1,3-Dichloropropene	10061-01-5		U	5.54	0.554
trans-1,3-Dichloropropene	10061-02-6		U	5.54	0.554
1,1-Dichloropropene	563-58-6		U	5.54	0.554
Ethylbenzene	100-41-4		U	5.54	0.554
2-Hexanone	591-78-6		U	11.1	2.77
Hexachlorobutadiene	87-68-3		U	5.54	0.554
Isopropylbenzene	98-82-8		U	5.54	0.554
p-Isopropyltoluene	99-87-6		U	5.54	0.554
4-Methyl-2-pentanone	108-10-1		U	11.1	2.77
Methylene chloride	75-09-2		U	5.54	1.11
Naphthalene	91-20-3		U	11.1	0.554
n-Propylbenzene	103-65-1		U	5.54	0.554
Styrene	100-42-5		U	5.54	0.554
1,1,1,2-Tetrachloroethane	630-20-6		U	5.54	0.554
1,1,2,2-Tetrachloroethane	79-34-5		U	5.54	0.554
Tetrachloroethene	127-18-4		U	5.54	0.554
Toluene	108-88-3		U	5.54	0.554
1,2,3-Trichlorobenzene	87-61-6		U	5.54	0.554
1,2,4-Trichlorobenzene	120-82-1		U	5.54	0.554
1,1,1-Trichloroethane	71-55-6		U	5.54	0.554
1,1,2-Trichloroethane	79-00-5		U	5.54	0.554
Trichloroethene	79-01-6	18.4		5.54	0.554
Trichlorofluoromethane	75-69-4		U	11.1	1.11

Report Number: L0304174
Report Date : April 21, 2003

Sample Number: L0304174-07
Client ID: SB-33 (3'-5')
Matrix: Soil
Workgroup Number: WG138239
Collect Date: 08-APR-03

Prep Method: 5030B
Analytical Method: 8260B
Analyst: CMS
Dilution: 1
Units: ug/kg
Percent Solid: 90.2

Instrument: HPMS11
Prep Date: 04/12/2003 22:13
Cal Date: 07/04/2003 10:59
Run Date: 04/12/2003 22:13
File ID: 11M14367

Analyte	CAS. Number	Result	Qual	RL	MDL
1,2,3-Trichloropropane	96-18-4		U	5.54	0.710
1,2,4-Trimethylbenzene	95-63-6	1.58	J	5.54	0.554
1,3,5-Trimethylbenzene	108-67-8		U	5.54	0.554
Vinyl acetate	108-05-4		U	11.1	1.11
Vinyl chloride	75-01-4		U	11.1	1.11
o-Xylene	95-47-6		U	5.54	0.554
m-,p-Xylene	136777-61-2	0.689	J	5.54	0.554

Analyte	% Recovery	Lower	Upper	Qual
Dibromofluoromethane	106	80	120	
1,2-Dichloroethane-d4	97.2	80	120	
Toluene-d8	106	81	117	
4-Bromofluorobenzene	116	74	121	

J This compound was detected at a level above the method detection limit, but below the reporting limit.
U This analyte was not detected in the sample.

Sample Number: L0304174-07
Client ID: SB-33 (3'-5')
Matrix: Soil
Workgroup Number: WG138512
Collect Date: 08-APR-03
Sample Tag: 01

Prep Method: 3550B
Analytical Method: 8270C
Analyst: MDC
Dilution: 1
Units: ug/kg
Percent Solid: 90.2

Instrument: HPMS5
Prep Date: 04/10/2003 10:45
Cal Date: 17/04/2003 17:12
Run Date: 04/18/2003 11:28
File ID: 5M25880

Analyte	CAS. Number	Result	Qual	RL	MDL
Phenol	108-95-2		U	183	91.4
Bis(2-Chloroethyl)ether	111-44-4		U	183	91.4
2-Chlorophenol	95-57-8		U	183	91.4
1,3-Dichlorobenzene	541-73-1		U	183	91.4
1,4-Dichlorobenzene	106-46-7		U	183	91.4
Benzyl alcohol	100-51-6		U	183	91.4
1,2-Dichlorobenzene	95-50-1		U	183	91.4
2-Methylphenol	95-48-7		U	183	91.4
3-,4-Methylphenol	106-44-5		U	183	91.4
bis(2-Chloroisopropyl)ether	108-60-1		U	183	91.4
N-Nitrosodipropylamine	621-64-7		U	183	91.4
Hexachloroethane	67-72-1		U	183	91.4
Nitrobenzene	98-95-3		U	183	91.4
Isophorone	78-59-1		U	183	91.4
2-Nitrophenol	88-75-5		U	183	91.4
2,4-Dimethylphenol	105-67-9		U	183	91.4
Benzoic acid	65-85-0		U	914	366
Bis(2-Chloroethoxy)Methane	111-91-1		U	183	91.4
2,4-Dichlorophenol	120-83-2		U	183	91.4
1,2,4-Trichlorobenzene	120-82-1		U	183	91.4
Naphthalene	91-20-3		U	183	91.4
4-Chloroaniline	106-47-8		U	183	91.4
Hexachlorobutadiene	87-68-3		U	183	91.4
4-Chloro-3-methylphenol	59-50-7		U	183	91.4
2-Methylnaphthalene	91-57-6		U	183	91.4
Hexachlorocyclopentadiene	77-47-4		U	183	91.4
2,4,6-Trichlorophenol	88-06-2		U	183	91.4
2,4,5-Trichlorophenol	95-95-4		U	183	91.4
2-Chloronaphthalene	91-58-7		U	183	91.4
2-Nitroaniline	88-74-4		U	914	366
Dimethylphthalate	131-11-3		U	183	91.4
[illegible]aphthylene	208-96-8		U	183	91.4
2,6-Dinitrotoluene	606-20-2		U	183	91.4

Report Number: L0304174
Report Date : April 21, 2003

Sample Number: L0304174-07
Client ID: SB-33 (3'-5')
Matrix: Soil
Workgroup Number: WG138512
Collect Date: 08-APR-03
Sample Tag: 01

Prep Method: 3550B
Analytical Method: 8270C
Analyst: MDC
Dilution: 1
Units: ug/kg
Percent Solid: 90.2

Instrument: HPMS5
Prep Date: 04/10/2003 10:45
Cal Date: 17/04/2003 17:12
Run Date: 04/18/2003 11:28
File ID: 5M25880

Analyte	CAS. Number	Result	Qual	RL	MDL
3-Nitroaniline	99-09-2		U	914	366
Acenaphthene	83-32-9		U	183	91.4
2,4-Dinitrophenol	51-28-5		U	914	366
4-Nitrophenol	100-02-7		U	914	366
Dibenzofuran	132-64-9		U	183	91.4
2,4-Dinitrotoluene	121-14-2		U	183	91.4
Diethylphthalate	84-66-2		U	183	91.4
4-Chlorophenyl-phenyl ether	7005-72-3		U	183	91.4
Fluorene	86-73-7		U	183	91.4
4-Nitroaniline	100-01-6		U	914	366
4,6-Dinitro-2-methylphenol	534-52-1		U	914	366
N-Nitrosodiphenylamine	86-30-6		U	183	91.4
4-Bromophenyl-phenylether	101-55-3		U	183	91.4
Hexachlorobenzene	118-74-1		U	183	91.4
Pentachlorophenol	87-86-5		U	914	366
Phenanthrene	85-01-8		U	183	91.4
Anthracene	120-12-7		U	183	91.4
Di-N-Butylphthalate	84-74-2		U	183	91.4
Fluoranthene	206-44-0		U	183	91.4
Pyrene	129-00-0		U	183	91.4
Butylbenzylphthalate	85-68-7		U	183	91.4
3,3'-Dichlorobenzidine	91-94-1		U	366	183
Benzo(a)anthracene	56-55-3		U	183	91.4
Chrysene	218-01-9		U	183	91.4
bis(2-Ethylhexyl)phthalate	117-81-7		U	183	91.4
Di-n-octylphthalate	117-84-0		U	183	91.4
Benzo(b)fluoranthene	205-99-2		U	183	91.4
Benzo(k)fluoranthene	207-08-9		U	183	91.4
Benzo(a)pyrene	50-32-8		U	183	91.4
Indeno(1,2,3-cd)pyrene	193-39-5		U	183	91.4
Dibenzo(a,h)Anthracene	53-70-3		U	183	91.4
Benzo(g,h,i)Perylene	191-24-2		U	183	91.4

Analyte	% Recovery	Lower	Upper	Qual
2-Fluorophenol	50.9	25	121	
Phenol-d5	58.9	24	113	
Nitrobenzene-d5	46.5	23	120	
2-Fluorobiphenyl	55.1	30	115	
2,4,6-Tribromophenol	70.1	19	122	
p-Terphenyl-d14	94.5	18	137	

U This analyte was not detected in the sample.

Sample Number: L0304174-07
Client ID: SB-33 (3'-5')
Matrix: Soil
Workgroup Number: WG138143
Collect Date: 08-APR-03

Prep Method: D2216-90
Analytical Method: D2216-90
Analyst: TMM
Dilution: 1
Units: weight %

Instrument: OVEN
Prep Date: 04/10/2003 09:20
Cal Date:
Run Date: 04/10/2003 09:20
File ID:

Analyte	CAS. Number	Result	Qual	RL	MDL
Percent Solids	10-02-6	90		1.00	1.00

Report Number: L0304174
Report Date : April 21, 2003

Sample Number: L0304174-08
Client ID: SB-33 (18'-20')
Matrix: Soil
Workgroup Number: WG138321
Collect Date: 08-APR-03
Sample Tag: 01

Prep Method: 3050B
Analytical Method: 6010B
Analyst: JYH
Dilution: 1
Units: mg/kg
Percent Solid: 87.8

Instrument: IRIS-ICP
Prep Date: 04/11/2003 07:20
Cal Date: 14/04/2003 10:00
Run Date: 04/14/2003 15:28
File ID: IR.041403.152800

Analyte	CAS. Number	Result	Qual	RL	MDL
Lead, Total	7439-92-1	23.1		5.99	0.599

Sample Number: L0304174-08
Client ID: SB-33 (18'-20')
Matrix: Soil
Workgroup Number: WG138279
Collect Date: 08-APR-03

Prep Method: 5030B
Analytical Method: 8260B
Analyst: MES
Dilution: 100
Units: ug/kg
Percent Solid: 87.8

Instrument: HPMS10
Prep Date: 04/14/2003 15:53
Cal Date: 25/02/2003 16:59
Run Date: 04/14/2003 15:53
File ID: 10M22201

Analyte	CAS. Number	Result	Qual	RL	MDL
Acetone	67-64-1		U	11400	569
Benzene	71-43-2		U	569	56.9
Bromobenzene	108-86-1		U	569	56.9
Bromochloromethane	74-97-5		U	569	56.9
Bromodichloromethane	75-27-4		U	569	56.9
Bromoform	75-25-2		U	569	56.9
Bromomethane	74-83-9		U	1140	114
2-Butanone	78-93-3		U	11400	285
n-Butylbenzene	104-51-8	4170		569	56.9
sec-Butylbenzene	135-98-8	2690		569	56.9
tert-Butylbenzene	98-06-6	980		569	56.9
Carbon disulfide	75-15-0		U	569	56.9
Carbon tetrachloride	56-23-5		U	569	56.9
Chlorobenzene	108-90-7	775		569	56.9
Chlorodibromomethane	124-48-1		U	569	56.9
Chloroethane	75-00-3		U	1140	114
2-Chloroethyl vinyl ether	110-75-8		U	1140	56.9
Chloroform	67-66-3		U	569	56.9
Chloromethane	74-87-3		U	1140	228
2-Chlorotoluene	95-49-8		U	569	56.9
4-Chlorotoluene	106-43-4		U	569	56.9
1,2-Dibromo-3-chloropropane	96-12-8		U	569	114
1,2-Dibromoethane	106-93-4		U	569	56.9
Dibromomethane	74-95-3		U	569	56.9
1,2-Dichlorobenzene	95-50-1	556	J	569	56.9
1,3-Dichlorobenzene	541-73-1	220	J	569	56.9
1,4-Dichlorobenzene	106-46-7	1210		569	56.9
Dichlorodifluoromethane	75-71-8		U	1140	114
1,1-Dichloroethane	75-34-3		U	569	114
1,2-Dichloroethane	107-06-2		U	569	56.9
1,1-Dichloroethene	75-35-4		U	569	56.9
cis-1,2-Dichloroethene	156-59-2		U	569	56.9
trans-1,2-Dichloroethene	156-60-5		U	569	56.9
1,2-Dichloropropane	78-87-5		U	569	56.9
1,3-Dichloropropane	142-28-9		U	569	56.9
2,2-Dichloropropane	594-20-7		U	569	56.9
cis-1,3-Dichloropropene	10061-01-5		U	569	56.9
trans-1,3-Dichloropropene	10061-02-6		U	569	56.9
1,1-Dichloropropene	563-58-6		U	569	56.9
Ethylbenzene	100-41-4	345	J	569	56.9
2-Hexanone	591-78-6		U	1140	285
Hexachlorobutadiene	87-68-3		U	569	56.9

Report Number: L0304174
Report Date : April 21, 2003

Sample Number: L0304174-08
Client ID: SB-33 (18'-20')
Matrix: Soil
Workgroup Number: WG138279
Collect Date: 08-APR-03

Prep Method: 5030B
Analytical Method: 8260B
Analyst: MES
Dilution: 100
Units: ug/kg
Percent Solid: 87.8

Instrument: HPMS10
Prep Date: 04/14/2003 15:53
Cal Date: 25/02/2003 16:59
Run Date: 04/14/2003 15:53
File ID: 10M22201

Analyte	CAS. Number	Result	Qual	RL	MDL
Isopropylbenzene	98-82-8	1010		569	56.9
p-Isopropyltoluene	99-87-6		U	569	56.9
4-Methyl-2-pentanone	108-10-1		U	1140	285
Methylene chloride	75-09-2		U	569	114
Naphthalene	91-20-3	174	J	1140	56.9
n-Propylbenzene	103-65-1	3910		569	56.9
Styrene	100-42-5		U	569	56.9
1,1,1,2-Tetrachloroethane	630-20-6		U	569	56.9
1,1,2,2-Tetrachloroethane	79-34-5		U	569	56.9
Tetrachloroethene	127-18-4		U	569	56.9
Toluene	108-88-3		U	569	56.9
1,2,3-Trichlorobenzene	87-61-6		U	569	56.9
1,2,4-Trichlorobenzene	120-82-1		U	569	56.9
1,1,1-Trichloroethane	71-55-6		U	569	56.9
1,1,2-Trichloroethane	79-00-5		U	569	56.9
Trichloroethene	79-01-6		U	569	56.9
Trichlorofluoromethane	75-69-4		U	1140	114
1,2,3-Trichloropropane	96-18-4		U	569	72.9
1,2,4-Trimethylbenzene	95-63-6	8580		569	56.9
1,3,5-Trimethylbenzene	108-67-8	2220		569	56.9
Vinyl acetate	108-05-4		U	1140	114
Vinyl chloride	75-01-4		U	1140	114
o-Xylene	95-47-6		U	569	56.9
m-,p-Xylene	136777-61-2	164	J	569	56.9

Analyte	% Recovery	Lower	Upper	Qual
Dibromofluoromethane	82.1	80	120	
1,2-Dichloroethane-d4	84.3	80	120	
Toluene-d8	89.4	81	117	
4-Bromofluorobenzene	170	74	121	*

J This compound was detected at a level above the method detection limit, but below the reporting limit.
U This analyte was not detected in the sample.

Sample Number: L0304174-08
Client ID: SB-33 (18'-20')
Matrix: Soil
Workgroup Number: WG138512
Collect Date: 08-APR-03
Sample Tag: 01

Prep Method: 3550B
Analytical Method: 8270C
Analyst: MDC
Dilution: 20
Units: ug/kg
Percent Solid: 87.8

Instrument: HPMS5
Prep Date: 04/10/2003 10:45
Cal Date: 17/04/2003 17:12
Run Date: 04/18/2003 19:22
File ID: 5M25895

Analyte	CAS. Number	Result	Qual	RL	MDL
Phenol	108-95-2		U	3760	1880
Bis(2-Chloroethyl)ether	111-44-4		U	3760	1880
2-Chlorophenol	95-57-8		U	3760	1880
1,3-Dichlorobenzene	541-73-1		U	3760	1880
1,4-Dichlorobenzene	106-46-7		U	3760	1880
Benzyl alcohol	100-51-6		U	3760	1880
1,2-Dichlorobenzene	95-50-1		U	3760	1880
2-Methylphenol	95-48-7		U	3760	1880
3-,4-Methylphenol	106-44-5		U	3760	1880
bis(2-Chloroisopropyl)ether	108-60-1		U	3760	1880
N-Nitrosodipropylamine	621-64-7		U	3760	1880
Hexachloroethane	67-72-1		U	3760	1880
Nitrobenzene	98-95-3		U	3760	1880
Isophorone	78-59-1		U	3760	1880
2-Nitrophenol	88-75-5		U	3760	1880

KEMRON ENVIRONMENTAL SERVICES

Report Number: L0304174
Report Date : April 21, 2003

Sample Number: L0304174-08
Client ID: SB-33 (18'-20')
Matrix: Soil
Workgroup Number: WG138512
Collect Date: 08-APR-03
Sample Tag: 01

Prep Method: 3550B
Analytical Method: 8270C
Analyst: MDC
Dilution: 20
Units: ug/kg
Percent Solid: 87.8

Instrument: HPMS5
Prep Date: 04/10/2003 10:45
Cal Date: 17/04/2003 17:12
Run Date: 04/18/2003 19:22
File ID: 5M25895

Analyte	CAS. Number	Result	Qual	RL	MDL
2,4-Dimethylphenol	105-67-9		U	3760	1880
Benzoic acid	65-85-0		U	18800	7520
Bis(2-Chloroethoxy)Methane	111-91-1		U	3760	1880
2,4-Dichlorophenol	120-83-2		U	3760	1880
1,2,4-Trichlorobenzene	120-82-1		U	3760	1880
Naphthalene	91-20-3		U	3760	1880
4-Chloroaniline	106-47-8		U	3760	1880
Hexachlorobutadiene	87-68-3		U	3760	1880
4-Chloro-3-methylphenol	59-50-7		U	3760	1880
2-Methylnaphthalene	91-57-6	2780	J	3760	1880
Hexachlorocyclopentadiene	77-47-4		U	3760	1880
2,4,6-Trichlorophenol	88-06-2		U	3760	1880
2,4,5-Trichlorophenol	95-95-4		U	3760	1880
2-Chloronaphthalene	91-58-7		U	3760	1880
2-Nitroaniline	88-74-4		U	18800	7520
Dimethylphthalate	131-11-3		U	3760	1880
Acenaphthylene	208-96-8		U	3760	1880
2,6-Dinitrotoluene	606-20-2		U	3760	1880
3-Nitroaniline	99-09-2		U	18800	7520
Acenaphthene	83-32-9		U	3760	1880
2,4-Dinitrophenol	51-28-5		U	18800	7520
4-Nitrophenol	100-02-7		U	18800	7520
Dibenzofuran	132-64-9		U	3760	1880
2,4-Dinitrotoluene	121-14-2		U	3760	1880
Diethylphthalate	84-66-2		U	3760	1880
4-Chlorophenyl-phenyl ether	7005-72-3		U	3760	1880
Fluorene	86-73-7		U	3760	1880
4-Nitroaniline	100-01-6		U	18800	7520
4,6-Dinitro-2-methylphenol	534-52-1		U	18800	7520
N-Nitrosodiphenylamine	86-30-6		U	3760	1880
4-Bromophenyl-phenylether	101-55-3		U	3760	1880
Hexachlorobenzene	118-74-1		U	3760	1880
Pentachlorophenol	87-86-5		U	18800	7520
Phenanthrene	85-01-8		U	3760	1880
Anthracene	120-12-7		U	3760	1880
Di-N-Butylphthalate	84-74-2		U	3760	1880
Fluoranthene	206-44-0		U	3760	1880
Pyrene	129-00-0		U	3760	1880
Butylbenzylphthalate	85-68-7		U	3760	1880
3,3'-Dichlorobenzidine	91-94-1		U	7520	3760
Benzo(a)anthracene	56-55-3		U	3760	1880
Chrysene	218-01-9		U	3760	1880
bis(2-Ethylhexyl)phthalate	117-81-7		U	3760	1880
Di-n-octylphthalate	117-84-0		U	3760	1880
Benzo(b)fluoranthene	205-99-2		U	3760	1880
Benzo(k)fluoranthene	207-08-9		U	3760	1880
Benzo(a)pyrene	50-32-8		U	3760	1880
Indeno(1,2,3-cd)pyrene	193-39-5		U	3760	1880
Dibenzo(a,h)Anthracene	53-70-3		U	3760	1880
Benzo(g,h,i)Perylene	191-24-2		U	3760	1880

Sample Number: L0304174-08
Client ID: SB-33 (18'-20')
Matrix: Soil
Workgroup Number: WG138512
Collect Date: 08-APR-03
Sample Tag: 01

Prep Method: 3550B
Analytical Method: 8270C
Analyst: MDC
Dilution: 20
Units: ug/kg
Percent Solid: 87.8

Instrument: HPMS5
Prep Date: 04/10/2003 10:45
Cal Date: 17/04/2003 17:12
Run Date: 04/18/2003 19:22
File ID: 5M25895

Analyte	% Recovery	Lower	Upper	Qual
2-Fluorophenol		25	121	DL
Phenol-d5		24	113	DL
Nitrobenzene-d5		23	120	DL
2-Fluorobiphenyl		30	115	DL
2,4,6-Tribromophenol		19	122	DL
p-Terphenyl-d14		18	137	DL

DL Surrogate or spike compound was diluted out
J This compound was detected at a level above the method detection limit, but below the reporting limit.
U This analyte was not detected in the sample.

Sample Number: L0304174-08
Client ID: SB-33 (18'-20')
Matrix: Soil
Workgroup Number: WG138143
Collect Date: 08-APR-03

Prep Method: D2216-90
Analytical Method: D2216-90
Analyst: TMM
Dilution: 1
Units: weight %

Instrument: OVEN
Prep Date: 04/10/2003 09:20
Cal Date:
Run Date: 04/10/2003 09:20
File ID:

Analyte	CAS. Number	Result	Qual	RL	MDL
Percent Solids	10-02-6	88		1.00	1.00

Sample Number: L0304174-09
Client ID: SB-33 (16'-18')
Matrix: Soil
Workgroup Number: WG138321
Collect Date: 08-APR-03
Sample Tag: 01

Prep Method: 3050B
Analytical Method: 6010B
Analyst: JYH
Dilution: 1
Units: mg/kg
Percent Solid: 86.6

Instrument: IRIS-ICP
Prep Date: 04/11/2003 07:20
Cal Date: 14/04/2003 10:00
Run Date: 04/14/2003 15:33
File ID: IR.041403.153300

Analyte	CAS. Number	Result	Qual	RL	MDL
Lead, Total	7439-92-1	26.0		6.01	0.601

Sample Number: L0304174-09
Client ID: SB-33 (16'-18')
Matrix: Soil
Workgroup Number: WG138239
Collect Date: 08-APR-03

Prep Method: 5030B
Analytical Method: 8260B
Analyst: CMS
Dilution: 1
Units: ug/kg
Percent Solid: 86.6

Instrument: HPMS11
Prep Date: 04/12/2003 22:45
Cal Date: 07/04/2003 10:59
Run Date: 04/12/2003 22:45
File ID: 11M14368

Analyte	CAS. Number	Result	Qual	RL	MDL
Acetone	67-64-1		U	115	5.77
Benzene	71-43-2		U	5.77	0.577
Bromobenzene	108-86-1		U	5.77	0.577
Bromochloromethane	74-97-5		U	5.77	0.577
Bromodichloromethane	75-27-4		U	5.77	0.577

Report Number: L0304174
Report Date : April 21, 2003

Sample Number: L0304174-09
Client ID: SB-33 (16'-18')
Matrix: Soil
Workgroup Number: WG138239
Collect Date: 08-APR-03

Prep Method: 5030B
Analytical Method: 8260B
Analyst: CMS
Dilution: 1
Units: ug/kg
Percent Solid: 86.6

Instrument: HPMS11
Prep Date: 04/12/2003 22:45
Cal Date: 07/04/2003 10:59
Run Date: 04/12/2003 22:45
File ID: 11M14368

Analyte	CAS. Number	Result	Qual	RL	MDL
Bromoform	75-25-2		U	5.77	0.577
Bromomethane	74-83-9		U	11.5	1.15
2-Butanone	78-93-3		U	115	2.89
n-Butylbenzene	104-51-8		U	5.77	0.577
sec-Butylbenzene	135-98-8		U	5.77	0.577
tert-Butylbenzene	98-06-6		U	5.77	0.577
Carbon disulfide	75-15-0		U	5.77	0.577
Carbon tetrachloride	56-23-5		U	5.77	0.577
Chlorobenzene	108-90-7		U	5.77	0.577
Chlorodibromomethane	124-48-1		U	5.77	0.577
Chloroethane	75-00-3		U	11.5	1.15
2-Chloroethyl vinyl ether	110-75-8		U	11.5	0.577
Chloroform	67-66-3		U	5.77	0.577
Chloromethane	74-87-3		U	11.5	2.31
2-Chlorotoluene	95-49-8		U	5.77	0.577
4-Chlorotoluene	106-43-4		U	5.77	0.577
1,2-Dibromo-3-chloropropane	96-12-8		U	5.77	1.15
1,2-Dibromoethane	106-93-4		U	5.77	0.577
Dibromomethane	74-95-3		U	5.77	0.577
1,2-Dichlorobenzene	95-50-1		U	5.77	0.577
1,3-Dichlorobenzene	541-73-1		U	5.77	0.577
1,4-Dichlorobenzene	106-46-7		U	5.77	0.577
Dichlorodifluoromethane	75-71-8		U	11.5	1.15
1,1-Dichloroethane	75-34-3		U	5.77	1.15
1,2-Dichloroethane	107-06-2		U	5.77	0.577
1,1-Dichloroethene	75-35-4		U	5.77	0.577
cis-1,2-Dichloroethene	156-59-2	2.73	J	5.77	0.577
trans-1,2-Dichloroethene	156-60-5		U	5.77	0.577
1,2-Dichloropropane	78-87-5		U	5.77	0.577
1,3-Dichloropropane	142-28-9		U	5.77	0.577
2,2-Dichloropropane	594-20-7		U	5.77	0.577
cis-1,3-Dichloropropene	10061-01-5		U	5.77	0.577
trans-1,3-Dichloropropene	10061-02-6		U	5.77	0.577
1,1-Dichloropropene	563-58-6		U	5.77	0.577
Ethylbenzene	100-41-4		U	5.77	0.577
2-Hexanone	591-78-6		U	11.5	2.89
Hexachlorobutadiene	87-68-3		U	5.77	0.577
Isopropylbenzene	98-82-8		U	5.77	0.577
p-Isopropyltoluene	99-87-6		U	5.77	0.577
4-Methyl-2-pentanone	108-10-1		U	11.5	2.89
Methylene chloride	75-09-2		U	5.77	1.15
Naphthalene	91-20-3		U	11.5	0.577
n-Propylbenzene	103-65-1		U	5.77	0.577
Styrene	100-42-5		U	5.77	0.577
1,1,1,2-Tetrachloroethane	630-20-6		U	5.77	0.577
1,1,2,2-Tetrachloroethane	79-34-5		U	5.77	0.577
Tetrachloroethene	127-18-4	0.851	J	5.77	0.577
Toluene	108-88-3	0.642	J	5.77	0.577
1,2,3-Trichlorobenzene	87-61-6		U	5.77	0.577
1,2,4-Trichlorobenzene	120-82-1		U	5.77	0.577
1,1,1-Trichloroethane	71-55-6		U	5.77	0.577
1,1,2-Trichloroethane	79-00-5		U	5.77	0.577
Trichloroethene	79-01-6	41.4		5.77	0.577
Trichlorofluoromethane	75-69-4		U	11.5	1.15
1,2,3-Trichloropropane	96-18-4		U	5.77	0.739
1,2,4-Trimethylbenzene	95-63-6	0.978	J	5.77	0.577
1.3.5-Trimethylbenzene	108-67-8		U	5.77	0.577
[illegible]yl acetate	108-05-4		U	11.5	1.15
Vinyl chloride	75-01-4		U	11.5	1.15

Report Number: L0304174
Report Date : April 21, 2003

Sample Number: L0304174-09
Client ID: SB-33 (16'-18')
Matrix: Soil
Workgroup Number: WG138239
Collect Date: 08-APR-03

Prep Method: 5030B
Analytical Method: 8260B
Analyst: CMS
Dilution: 1
Units: ug/kg
Percent Solid: 86.6

Instrument: HPMS11
Prep Date: 04/12/2003 22:45
Cal Date: 07/04/2003 10:59
Run Date: 04/12/2003 22:45
File ID: 11M14368

Analyte	CAS. Number	Result	Qual	RL	MDL
o-Xylene	95-47-6		U	5.77	0.577
m-,p-Xylene	136777-61-2	0.885	J	5.77	0.577

Analyte	% Recovery	Lower	Upper	Qual
Dibromofluoromethane	108	80	120	
1,2-Dichloroethane-d4	94.6	80	120	
Toluene-d8	107	81	117	
4-Bromofluorobenzene	119	74	121	

J This compound was detected at a level above the method detection limit, but below the reporting limit.
U This analyte was not detected in the sample.

Sample Number: L0304174-09
Client ID: SB-33 (16'-18')
Matrix: Soil
Workgroup Number: WG138512
Collect Date: 08-APR-03
Sample Tag: 01

Prep Method: 3550B
Analytical Method: 8270C
Analyst: MDC
Dilution: 1
Units: ug/kg
Percent Solid: 86.6

Instrument: HPMS5
Prep Date: 04/10/2003 10:45
Cal Date: 17/04/2003 17:12
Run Date: 04/18/2003 14:38
File ID: 5M25886

Analyte	CAS. Number	Result	Qual	RL	MDL
Phenol	108-95-2		U	190	95.3
Bis(2-Chloroethyl)ether	111-44-4		U	190	95.3
2-Chlorophenol	95-57-8		U	190	95.3
1,3-Dichlorobenzene	541-73-1		U	190	95.3
1,4-Dichlorobenzene	106-46-7		U	190	95.3
Benzyl alcohol	100-51-6		U	190	95.3
1,2-Dichlorobenzene	95-50-1		U	190	95.3
2-Methylphenol	95-48-7		U	190	95.3
3-,4-Methylphenol	106-44-5		U	190	95.3
bis(2-Chloroisopropyl)ether	108-60-1		U	190	95.3
N-Nitrosodipropylamine	621-64-7		U	190	95.3
Hexachloroethane	67-72-1		U	190	95.3
Nitrobenzene	98-95-3		U	190	95.3
Isophorone	78-59-1		U	190	95.3
2-Nitrophenol	88-75-5		U	190	95.3
2,4-Dimethylphenol	105-67-9		U	190	95.3
Benzoic acid	65-85-0		U	953	381
Bis(2-Chloroethoxy)Methane	111-91-1		U	190	95.3
2,4-Dichlorophenol	120-83-2		U	190	95.3
1,2,4-Trichlorobenzene	120-82-1		U	190	95.3
Naphthalene	91-20-3		U	190	95.3
4-Chloroaniline	106-47-8		U	190	95.3
Hexachlorobutadiene	87-68-3		U	190	95.3
4-Chloro-3-methylphenol	59-50-7		U	190	95.3
2-Methylnaphthalene	91-57-6		U	190	95.3
Hexachlorocyclopentadiene	77-47-4		U	190	95.3
2,4,6-Trichlorophenol	88-06-2		U	190	95.3
2,4,5-Trichlorophenol	95-95-4		U	190	95.3
2-Chloronaphthalene	91-58-7		U	190	95.3
2-Nitroaniline	88-74-4		U	953	381
Dimethylphthalate	131-11-3		U	190	95.3
Acenaphthylene	208-96-8		U	190	95.3
2,6-Dinitrotoluene	606-20-2		U	190	95.3
3-Nitroaniline	99-09-2		U	953	381
Acenaphthene	83-32-9		U	190	95.3
2,4-Dinitrophenol	51-28-5		U	953	381
4-Nitrophenol	100-02-7		U	953	381
Dibenzofuran	132-64-9		U	190	95.3

Report Number: L0304174
Report Date : April 21, 2003

Sample Number: L0304174-09
Client ID: SB-33 (16'-18')
Matrix: Soil
Workgroup Number: WG138512
Collect Date: 08-APR-03
Sample Tag: 01

Prep Method: 3550B
Analytical Method: 8270C
Analyst: MDC
Dilution: 1
Units: ug/kg
Percent Solid: 86.6

Instrument: HPMS5
Prep Date: 04/10/2003 10:45
Cal Date: 17/04/2003 17:12
Run Date: 04/18/2003 14:38
File ID: 5M25886

Analyte	CAS. Number	Result	Qual	RL	MDL
2,4-Dinitrotoluene	121-14-2		U	190	95.3
Diethylphthalate	84-66-2		U	190	95.3
4-Chlorophenyl-phenyl ether	7005-72-3		U	190	95.3
Fluorene	86-73-7		U	190	95.3
4-Nitroaniline	100-01-6		U	953	381
4,6-Dinitro-2-methylphenol	534-52-1		U	953	381
N-Nitrosodiphenylamine	86-30-6		U	190	95.3
4-Bromophenyl-phenylether	101-55-3		U	190	95.3
Hexachlorobenzene	118-74-1		U	190	95.3
Pentachlorophenol	87-86-5		U	953	381
Phenanthrene	85-01-8		U	190	95.3
Anthracene	120-12-7		U	190	95.3
Di-N-Butylphthalate	84-74-2		U	190	95.3
Fluoranthene	206-44-0		U	190	95.3
Pyrene	129-00-0		U	190	95.3
Butylbenzylphthalate	85-68-7		U	190	95.3
3,3'-Dichlorobenzidine	91-94-1		U	381	190
Benzo(a)anthracene	56-55-3		U	190	95.3
Chrysene	218-01-9		U	190	95.3
bis(2-Ethylhexyl)phthalate	117-81-7		U	190	95.3
Di-n-octylphthalate	117-84-0		U	190	95.3
Benzo(b)fluoranthene	205-99-2		U	190	95.3
Benzo(k)fluoranthene	207-08-9		U	190	95.3
Benzo(a)pyrene	50-32-8		U	190	95.3
Indeno(1,2,3-cd)pyrene	193-39-5		U	190	95.3
Dibenzo(a,h)Anthracene	53-70-3		U	190	95.3
Benzo(g,h,i)Perylene	191-24-2		U	190	95.3

Analyte	% Recovery	Lower	Upper	Qual
2-Fluorophenol	48.6	25	121	
Phenol-d5	54.3	24	113	
Nitrobenzene-d5	45.0	23	120	
2-Fluorobiphenyl	54.1	30	115	
2,4,6-Tribromophenol	99.6	19	122	
p-Terphenyl-d14	99.2	18	137	

U This analyte was not detected in the sample.

Sample Number: L0304174-09
Client ID: SB-33 (16'-18')
Matrix: Soil
Workgroup Number: WG138143
Collect Date: 08-APR-03

Prep Method: D2216-90
Analytical Method: D2216-90
Analyst: TMM
Dilution: 1
Units: weight %

Instrument: OVEN
Prep Date: 04/10/2003 09:20
Cal Date:
Run Date: 04/10/2003 09:20
File ID:

Analyte	CAS. Number	Result	Qual	RL	MDL
Percent Solids	10-02-6	87		1.00	1.00

Report Number: L0304174
Report Date : April 21, 2003

Sample Number: L0304174-10
Client ID: SB-35 (3'-5')
Matrix: Soil
Workgroup Number: WG138321
Collect Date: 08-APR-03
Sample Tag: 01

Prep Method: 3050B
Analytical Method: 6010B
Analyst: JYH
Dilution: 1
Units: mg/kg
Percent Solid: 89.7

Instrument: IRIS-ICP
Prep Date: 04/11/2003 07:20
Cal Date: 14/04/2003 10:00
Run Date: 04/14/2003 15:38
File ID: IR.041403.153800

Analyte	CAS. Number	Result	Qual	RL	MDL
Lead, Total	7439-92-1	17.8		5.52	0.552

Sample Number: L0304174-10
Client ID: SB-35 (3'-5')
Matrix: Soil
Workgroup Number: WG138239
Collect Date: 08-APR-03

Prep Method: 5030B
Analytical Method: 8260B
Analyst: CMS
Dilution: 1
Units: ug/kg
Percent Solid: 89.7

Instrument: HPMS11
Prep Date: 04/12/2003 23:16
Cal Date: 07/04/2003 10:59
Run Date: 04/12/2003 23:16
File ID: 11M14369

Analyte	CAS. Number	Result	Qual	RL	MDL
Acetone	67-64-1		U	111	5.57
Benzene	71-43-2		U	5.57	0.557
Bromobenzene	108-86-1		U	5.57	0.557
Bromochloromethane	74-97-5		U	5.57	0.557
Bromodichloromethane	75-27-4		U	5.57	0.557
Bromoform	75-25-2		U	5.57	0.557
Bromomethane	74-83-9		U	11.1	1.11
2-Butanone	78-93-3		U	111	2.79
n-Butylbenzene	104-51-8		U	5.57	0.557
sec-Butylbenzene	135-98-8		U	5.57	0.557
tert-Butylbenzene	98-06-6		U	5.57	0.557
Carbon disulfide	75-15-0		U	5.57	0.557
Carbon tetrachloride	56-23-5		U	5.57	0.557
Chlorobenzene	108-90-7		U	5.57	0.557
Chlorodibromomethane	124-48-1		U	5.57	0.557
Chloroethane	75-00-3		U	11.1	1.11
2-Chloroethyl vinyl ether	110-75-8		U	11.1	0.557
Chloroform	67-66-3		U	5.57	0.557
Chloromethane	74-87-3		U	11.1	2.23
2-Chlorotoluene	95-49-8		U	5.57	0.557
4-Chlorotoluene	106-43-4		U	5.57	0.557
1,2-Dibromo-3-chloropropane	96-12-8		U	5.57	1.11
1,2-Dibromoethane	106-93-4		U	5.57	0.557
Dibromomethane	74-95-3		U	5.57	0.557
1,2-Dichlorobenzene	95-50-1		U	5.57	0.557
1,3-Dichlorobenzene	541-73-1		U	5.57	0.557
1,4-Dichlorobenzene	106-46-7		U	5.57	0.557
Dichlorodifluoromethane	75-71-8		U	11.1	1.11
1,1-Dichloroethane	75-34-3		U	5.57	1.11
1,2-Dichloroethane	107-06-2		U	5.57	0.557
1,1-Dichloroethene	75-35-4		U	5.57	0.557
cis-1,2-Dichloroethene	156-59-2		U	5.57	0.557
trans-1,2-Dichloroethene	156-60-5		U	5.57	0.557
1,2-Dichloropropane	78-87-5		U	5.57	0.557
1,3-Dichloropropane	142-28-9		U	5.57	0.557
2,2-Dichloropropane	594-20-7		U	5.57	0.557
cis-1,3-Dichloropropene	10061-01-5		U	5.57	0.557
trans-1,3-Dichloropropene	10061-02-6		U	5.57	0.557
1,1-Dichloropropene	563-58-6		U	5.57	0.557
Ethylbenzene	100-41-4		U	5.57	0.557
2-Hexanone	591-78-6		U	11.1	2.79
Hexachlorobutadiene	87-68-3		U	5.57	0.557

Sample Number: L0304174-10
Client ID: SB-35 (3'-5')
Matrix: Soil
Workgroup Number: WG138239
Collect Date: 08-APR-03

Prep Method: 5030B
Analytical Method: 8260B
Analyst: CMS
Dilution: 1
Units: ug/kg
Percent Solid: 89.7

Instrument: HPMS11
Prep Date: 04/12/2003 23:16
Cal Date: 07/04/2003 10:59
Run Date: 04/12/2003 23:16
File ID: 11M14369

Analyte	CAS. Number	Result	Qual	RL	MDL
Isopropylbenzene	98-82-8		U	5.57	0.557
p-Isopropyltoluene	99-87-6		U	5.57	0.557
4-Methyl-2-pentanone	108-10-1		U	11.1	2.79
Methylene chloride	75-09-2		U	5.57	1.11
Naphthalene	91-20-3		U	11.1	0.557
n-Propylbenzene	103-65-1		U	5.57	0.557
Styrene	100-42-5		U	5.57	0.557
1,1,1,2-Tetrachloroethane	630-20-6		U	5.57	0.557
1,1,2,2-Tetrachloroethane	79-34-5		U	5.57	0.557
Tetrachloroethene	127-18-4		U	5.57	0.557
Toluene	108-88-3		U	5.57	0.557
1,2,3-Trichlorobenzene	87-61-6		U	5.57	0.557
1,2,4-Trichlorobenzene	120-82-1		U	5.57	0.557
1,1,1-Trichloroethane	71-55-6		U	5.57	0.557
1,1,2-Trichloroethane	79-00-5		U	5.57	0.557
Trichloroethene	79-01-6	56.8		5.57	0.557
Trichlorofluoromethane	75-69-4		U	11.1	1.11
1,2,3-Trichloropropane	96-18-4		U	5.57	0.713
1,2,4-Trimethylbenzene	95-63-6	1.15	J	5.57	0.557
1,3,5-Trimethylbenzene	108-67-8		U	5.57	0.557
Vinyl acetate	108-05-4		U	11.1	1.11
Vinyl chloride	75-01-4		U	11.1	1.11
o-Xylene	95-47-6		U	5.57	0.557
m-,p-Xylene	136777-61-2		U	5.57	0.557

Analyte	% Recovery	Lower	Upper	Qual
Dibromofluoromethane	107	80	120	
1,2-Dichloroethane-d4	95.5	80	120	
Toluene-d8	106	81	117	
4-Bromofluorobenzene	121	74	121	*

J This compound was detected at a level above the method detection limit, but below the reporting limit.
U This analyte was not detected in the sample.

Sample Number: L0304174-10
Client ID: SB-35 (3'-5')
Matrix: Soil
Workgroup Number: WG138512
Collect Date: 08-APR-03
Sample Tag: 01

Prep Method: 3550B
Analytical Method: 8270C
Analyst: CLK
Dilution: 1
Units: ug/kg
Percent Solid: 89.7

Instrument: HPMS5
Prep Date: 04/10/2003 10:45
Cal Date: 17/04/2003 17:12
Run Date: 04/18/2003 08:01
File ID: 5M25877

Analyte	CAS. Number	Result	Qual	RL	MDL
Phenol	108-95-2		U	184	92.0
Bis(2-Chloroethyl)ether	111-44-4		U	184	92.0
2-Chlorophenol	95-57-8		U	184	92.0
1,3-Dichlorobenzene	541-73-1		U	184	92.0
1,4-Dichlorobenzene	106-46-7		U	184	92.0
Benzyl alcohol	100-51-6		U	184	92.0
1,2-Dichlorobenzene	95-50-1		U	184	92.0
2-Methylphenol	95-48-7		U	184	92.0
3-,4-Methylphenol	106-44-5		U	184	92.0
bis(2-Chloroisopropyl)ether	108-60-1		U	184	92.0
N-Nitrosodipropylamine	621-64-7		U	184	92.0
Hexachloroethane	67-72-1		U	184	92.0
Nitrobenzene	98-95-3		U	184	92.0
Isophorone	78-59-1		U	184	92.0
2-Nitrophenol	88-75-5		U	184	92.0

Report Number: L0304174
Report Date : April 21, 2003

Sample Number: L0304174-10
Client ID: SB-35 (3'-5')
Matrix: Soil
Workgroup Number: WG138512
Collect Date: 08-APR-03
Sample Tag: 01

Prep Method: 3550B
Analytical Method: 8270C
Analyst: CLK
Dilution: 1
Units: ug/kg
Percent Solid: 89.7

Instrument: HPMS5
Prep Date: 04/10/2003 10:45
Cal Date: 17/04/2003 17:12
Run Date: 04/18/2003 08:01
File ID: 5M25877

Analyte	CAS. Number	Result	Qual	RL	MDL
2,4-Dimethylphenol	105-67-9		U	184	92.0
Benzoic acid	65-85-0		U	920	368
Bis(2-Chloroethoxy)Methane	111-91-1		U	184	92.0
2,4-Dichlorophenol	120-83-2		U	184	92.0
1,2,4-Trichlorobenzene	120-82-1		U	184	92.0
Naphthalene	91-20-3		U	184	92.0
4-Chloroaniline	106-47-8		U	184	92.0
Hexachlorobutadiene	87-68-3		U	184	92.0
4-Chloro-3-methylphenol	59-50-7		U	184	92.0
2-Methylnaphthalene	91-57-6		U	184	92.0
Hexachlorocyclopentadiene	77-47-4		U	184	92.0
2,4,6-Trichlorophenol	88-06-2		U	184	92.0
2,4,5-Trichlorophenol	95-95-4		U	184	92.0
2-Chloronaphthalene	91-58-7		U	184	92.0
2-Nitroaniline	88-74-4		U	920	368
Dimethylphthalate	131-11-3		U	184	92.0
Acenaphthylene	208-96-8		U	184	92.0
2,6-Dinitrotoluene	606-20-2		U	184	92.0
3-Nitroaniline	99-09-2		U	920	368
Acenaphthene	83-32-9		U	184	92.0
2,4-Dinitrophenol	51-28-5		U	920	368
4-Nitrophenol	100-02-7		U	920	368
Dibenzofuran	132-64-9		U	184	92.0
2,4-Dinitrotoluene	121-14-2		U	184	92.0
Diethylphthalate	84-66-2		U	184	92.0
4-Chlorophenyl-phenyl ether	7005-72-3		U	184	92.0
Fluorene	86-73-7		U	184	92.0
4-Nitroaniline	100-01-6		U	920	368
4,6-Dinitro-2-methylphenol	534-52-1		U	920	368
N-Nitrosodiphenylamine	86-30-6		U	184	92.0
4-Bromophenyl-phenylether	101-55-3		U	184	92.0
Hexachlorobenzene	118-74-1		U	184	92.0
Pentachlorophenol	87-86-5		U	920	368
Phenanthrene	85-01-8		U	184	92.0
Anthracene	120-12-7		U	184	92.0
Di-N-Butylphthalate	84-74-2		U	184	92.0
Fluoranthene	206-44-0		U	184	92.0
Pyrene	129-00-0		U	184	92.0
Butylbenzylphthalate	85-68-7		U	184	92.0
3,3'-Dichlorobenzidine	91-94-1		U	368	184
Benzo(a)anthracene	56-55-3		U	184	92.0
Chrysene	218-01-9		U	184	92.0
bis(2-Ethylhexyl)phthalate	117-81-7		U	184	92.0
Di-n-octylphthalate	117-84-0		U	184	92.0
Benzo(b)fluoranthene	205-99-2		U	184	92.0
Benzo(k)fluoranthene	207-08-9		U	184	92.0
Benzo(a)pyrene	50-32-8		U	184	92.0
Indeno(1,2,3-cd)pyrene	193-39-5		U	184	92.0
Dibenzo(a,h)Anthracene	53-70-3		U	184	92.0
Benzo(g,h,i)Perylene	191-24-2		U	184	92.0

Analyte	% Recovery	Lower	Upper	Qual
2-Fluorophenol	49.9	25	121	
Phenol-d5	57.2	24	113	
Nitrobenzene-d5	47.9	23	120	
2-Fluorobiphenyl	58.5	30	115	
2,4,6-Tribromophenol	66.7	19	122	
p-Terphenyl-d14	103	18	137	

U This analyte was not detected in the sample.

Report Number: L0304174
Report Date : April 21, 2003

Sample Number: L0304174-10
Client ID: SB-35 (3'-5')
Matrix: Soil
Workgroup Number: WG138143
Collect Date: 08-APR-03

Prep Method: D2216-90
Analytical Method: D2216-90
Analyst: TMM
Dilution: 1
Units: weight %

Instrument: OVEN
Prep Date: 04/10/2003 09:20
Cal Date:
Run Date: 04/10/2003 09:20
File ID:

Analyte	CAS. Number	Result	Qual	RL	MDL
Percent Solids	10-02-6	90		1.00	1.00

Sample Number: L0304174-11
Client ID: SB-35 (14'-16')
Matrix: Soil
Workgroup Number: WG138321
Collect Date: 08-APR-03
Sample Tag: 01

Prep Method: 3050B
Analytical Method: 6010B
Analyst: JYH
Dilution: 1
Units: mg/kg
Percent Solid: 88.3

Instrument: IRIS-ICP
Prep Date: 04/11/2003 07:20
Cal Date: 14/04/2003 10:00
Run Date: 04/14/2003 15:43
File ID: IR.041403.154300

Analyte	CAS. Number	Result	Qual	RL	MDL
Lead, Total	7439-92-1	18.0		5.72	0.572

Sample Number: L0304174-11
Client ID: SB-35 (14'-16')
Matrix: Soil
Workgroup Number: WG138353
Collect Date: 08-APR-03

Prep Method: 5030B
Analytical Method: 8260B
Analyst: CMS
Dilution: 1
Units: ug/kg
Percent Solid: 88.3

Instrument: HPMS11
Prep Date: 04/15/2003 12:58
Cal Date: 07/04/2003 10:59
Run Date: 04/15/2003 12:58
File ID: 11M14383

Analyte	CAS. Number	Result	Qual	RL	MDL
Acetone	67-64-1		U	113	5.66
Benzene	71-43-2		U	5.66	0.566
Bromobenzene	108-86-1		U	5.66	0.566
Bromochloromethane	74-97-5		U	5.66	0.566
Bromodichloromethane	75-27-4		U	5.66	0.566
Bromoform	75-25-2		U	5.66	0.566
Bromomethane	74-83-9		U	11.3	1.13
2-Butanone	78-93-3		U	113	2.83
n-Butylbenzene	104-51-8		U	5.66	0.566
sec-Butylbenzene	135-98-8		U	5.66	0.566
tert-Butylbenzene	98-06-6		U	5.66	0.566
Carbon disulfide	75-15-0		U	5.66	0.566
Carbon tetrachloride	56-23-5		U	5.66	0.566
Chlorobenzene	108-90-7		U	5.66	0.566
Chlorodibromomethane	124-48-1		U	5.66	0.566
Chloroethane	75-00-3		U	11.3	1.13
2-Chloroethyl vinyl ether	110-75-8		U	11.3	0.566
Chloroform	67-66-3		U	5.66	0.566
Chloromethane	74-87-3		U	11.3	2.26
2-Chlorotoluene	95-49-8		U	5.66	0.566
4-Chlorotoluene	106-43-4		U	5.66	0.566
1,2-Dibromo-3-chloropropane	96-12-8		U	5.66	1.13
1,2-Dibromoethane	106-93-4		U	5.66	0.566
Dibromomethane	74-95-3		U	5.66	0.566
1,2-Dichlorobenzene	95-50-1		U	5.66	0.566
1,3-Dichlorobenzene	541-73-1		U	5.66	0.566

Report Number: L0304174
Report Date : April 21, 2003

Sample Number: L0304174-11
Client ID: SB-35 (14'-16')
Matrix: Soil
Workgroup Number: WG138353
Collect Date: 08-APR-03

Prep Method: 5030B
Analytical Method: 8260B
Analyst: CMS
Dilution: 1
Units: ug/kg
Percent Solid: 88.3

Instrument: HPMS11
Prep Date: 04/15/2003 12:58
Cal Date: 07/04/2003 10:59
Run Date: 04/15/2003 12:58
File ID: 11M14383

Analyte	CAS. Number	Result	Qual	RL	MDL
1,4-Dichlorobenzene	106-46-7		U	5.66	0.566
Dichlorodifluoromethane	75-71-8		U	11.3	1.13
1,1-Dichloroethane	75-34-3		U	5.66	1.13
1,2-Dichloroethane	107-06-2		U	5.66	0.566
1,1-Dichloroethene	75-35-4		U	5.66	0.566
cis-1,2-Dichloroethene	156-59-2		U	5.66	0.566
trans-1,2-Dichloroethene	156-60-5		U	5.66	0.566
1,2-Dichloropropane	78-87-5		U	5.66	0.566
1,3-Dichloropropane	142-28-9		U	5.66	0.566
2,2-Dichloropropane	594-20-7		U	5.66	0.566
cis-1,3-Dichloropropene	10061-01-5		U	5.66	0.566
trans-1,3-Dichloropropene	10061-02-6		U	5.66	0.566
1,1-Dichloropropene	563-58-6		U	5.66	0.566
Ethylbenzene	100-41-4		U	5.66	0.566
2-Hexanone	591-78-6		U	11.3	2.83
Hexachlorobutadiene	87-68-3		U	5.66	0.566
Isopropylbenzene	98-82-8		U	5.66	0.566
p-Isopropyltoluene	99-87-6		U	5.66	0.566
4-Methyl-2-pentanone	108-10-1		U	11.3	2.83
Methylene chloride	75-09-2		U	5.66	1.13
Naphthalene	91-20-3		U	11.3	0.566
n-Propylbenzene	103-65-1		U	5.66	0.566
Styrene	100-42-5		U	5.66	0.566
1,1,1,2-Tetrachloroethane	630-20-6		U	5.66	0.566
1,1,2,2-Tetrachloroethane	79-34-5		U	5.66	0.566
Tetrachloroethene	127-18-4		U	5.66	0.566
Toluene	108-88-3		U	5.66	0.566
1,2,3-Trichlorobenzene	87-61-6		U	5.66	0.566
1,2,4-Trichlorobenzene	120-82-1		U	5.66	0.566
1,1,1-Trichloroethane	71-55-6		U	5.66	0.566
1,1,2-Trichloroethane	79-00-5		U	5.66	0.566
Trichloroethene	79-01-6	44.1		5.66	0.566
Trichlorofluoromethane	75-69-4		U	11.3	1.13
1,2,3-Trichloropropane	96-18-4		U	5.66	0.725
1,2,4-Trimethylbenzene	95-63-6		U	5.66	0.566
1,3,5-Trimethylbenzene	108-67-8		U	5.66	0.566
Vinyl acetate	108-05-4		U	11.3	1.13
Vinyl chloride	75-01-4		U	11.3	1.13
o-Xylene	95-47-6		U	5.66	0.566
m-,p-Xylene	136777-61-2		U	5.66	0.566

Analyte	% Recovery	Lower	Upper	Qual
Dibromofluoromethane	107	80	120	
1,2-Dichloroethane-d4	96.7	80	120	
Toluene-d8	108	81	117	
4-Bromofluorobenzene	119	74	121	

U This analyte was not detected in the sample.

Report Number: L0304174
Report Date : April 21, 2003

Sample Number: L0304174-11
Client ID: SB-35 (14'-16')
Matrix: Soil
Workgroup Number: WG138512
Collect Date: 08-APR-03
Sample Tag: 01

Prep Method: 3550B
Analytical Method: 8270C
Analyst: MDC
Dilution: 1
Units: ug/kg
Percent Solid: 88.3

Instrument: HPMS5
Prep Date: 04/10/2003 10:45
Cal Date: 17/04/2003 17:12
Run Date: 04/18/2003 16:13
File ID: 5M25889

Analyte	CAS. Number	Result	Qual	RL	MDL
Phenol	108-95-2		U	187	93.4
Bis(2-Chloroethyl)ether	111-44-4		U	187	93.4
2-Chlorophenol	95-57-8		U	187	93.4
1,3-Dichlorobenzene	541-73-1		U	187	93.4
1,4-Dichlorobenzene	106-46-7		U	187	93.4
Benzyl alcohol	100-51-6		U	187	93.4
1,2-Dichlorobenzene	95-50-1		U	187	93.4
2-Methylphenol	95-48-7		U	187	93.4
3-,4-Methylphenol	106-44-5		U	187	93.4
bis(2-Chloroisopropyl)ether	108-60-1		U	187	93.4
N-Nitrosodipropylamine	621-64-7		U	187	93.4
Hexachloroethane	67-72-1		U	187	93.4
Nitrobenzene	98-95-3		U	187	93.4
Isophorone	78-59-1		U	187	93.4
2-Nitrophenol	88-75-5		U	187	93.4
2,4-Dimethylphenol	105-67-9		U	187	93.4
Benzoic acid	65-85-0		U	934	374
Bis(2-Chloroethoxy)Methane	111-91-1		U	187	93.4
2,4-Dichlorophenol	120-83-2		U	187	93.4
1,2,4-Trichlorobenzene	120-82-1		U	187	93.4
Naphthalene	91-20-3		U	187	93.4
4-Chloroaniline	106-47-8		U	187	93.4
Hexachlorobutadiene	87-68-3		U	187	93.4
4-Chloro-3-methylphenol	59-50-7		U	187	93.4
2-Methylnaphthalene	91-57-6		U	187	93.4
Hexachlorocyclopentadiene	77-47-4		U	187	93.4
2,4,6-Trichlorophenol	88-06-2		U	187	93.4
2,4,5-Trichlorophenol	95-95-4		U	187	93.4
2-Chloronaphthalene	91-58-7		U	187	93.4
2-Nitroaniline	88-74-4		U	934	374
Dimethylphthalate	131-11-3		U	187	93.4
Acenaphthylene	208-96-8		U	187	93.4
2,6-Dinitrotoluene	606-20-2		U	187	93.4
3-Nitroaniline	99-09-2		U	934	374
Acenaphthene	83-32-9		U	187	93.4
2,4-Dinitrophenol	51-28-5		U	934	374
4-Nitrophenol	100-02-7		U	934	374
Dibenzofuran	132-64-9		U	187	93.4
2,4-Dinitrotoluene	121-14-2		U	187	93.4
Diethylphthalate	84-66-2		U	187	93.4
4-Chlorophenyl-phenyl ether	7005-72-3		U	187	93.4
Fluorene	86-73-7		U	187	93.4
4-Nitroaniline	100-01-6		U	934	374
4,6-Dinitro-2-methylphenol	534-52-1		U	934	374
N-Nitrosodiphenylamine	86-30-6		U	187	93.4
4-Bromophenyl-phenylether	101-55-3		U	187	93.4
Hexachlorobenzene	118-74-1		U	187	93.4
Pentachlorophenol	87-86-5		U	934	374
Phenanthrene	85-01-8		U	187	93.4
Anthracene	120-12-7		U	187	93.4
Di-N-Butylphthalate	84-74-2		U	187	93.4
Fluoranthene	206-44-0		U	187	93.4
Pyrene	129-00-0		U	187	93.4
Butylbenzylphthalate	85-68-7		U	187	93.4
3,3'-Dichlorobenzidine	91-94-1		U	374	187
Benzo(a)anthracene	56-55-3		U	187	93.4
Chrysene	218-01-9		U	187	93.4
bis(2-Ethylhexyl)phthalate	117-81-7		U	187	93.4
Di-n-octylphthalate	117-84-0		U	187	93.4

Report Number: L0304174
Report Date : April 21, 2003

Sample Number: L0304174-11
Client ID: SB-35 (14'-16')
Matrix: Soil
Workgroup Number: WG138512
Collect Date: 08-APR-03
Sample Tag: 01

Prep Method: 3550B
Analytical Method: 8270C
Analyst: MDC
Dilution: 1
Units: ug/kg
Percent Solid: 88.3

Instrument: HPMS5
Prep Date: 04/10/2003 10:45
Cal Date: 17/04/2003 17:12
Run Date: 04/18/2003 16:13
File ID: 5M25889

Analyte	CAS. Number	Result	Qual	RL	MDL
Benzo(b)fluoranthene	205-99-2		U	187	93.4
Benzo(k)fluoranthene	207-08-9		U	187	93.4
Benzo(a)pyrene	50-32-8		U	187	93.4
Indeno(1,2,3-cd)pyrene	193-39-5		U	187	93.4
Dibenzo(a,h)Anthracene	53-70-3		U	187	93.4
Benzo(g,h,i)Perylene	191-24-2		U	187	93.4

Analyte	% Recovery	Lower	Upper	Qual
2-Fluorophenol	37.1	25	121	
Phenol-d5	43.9	24	113	
Nitrobenzene-d5	39.8	23	120	
2-Fluorobiphenyl	48.6	30	115	
2,4,6-Tribromophenol	73.6	19	122	
p-Terphenyl-d14	90.2	18	137	

U This analyte was not detected in the sample.

Sample Number: L0304174-11
Client ID: SB-35 (14'-16')
Matrix: Soil
Workgroup Number: WG138143
Collect Date: 08-APR-03

Prep Method: D2216-90
Analytical Method: D2216-90
Analyst: TMM
Dilution: 1
Units: weight %

Instrument: OVEN
Prep Date: 04/10/2003 09:20
Cal Date:
Run Date: 04/10/2003 09:20
File ID:

Analyte	CAS. Number	Result	Qual	RL	MDL
Percent Solids	10-02-6	88		1.00	1.00

Sample Number: L0304174-12
Client ID: SB-35 (20'-24')
Matrix: Soil
Workgroup Number: WG138321
Collect Date: 08-APR-03
Sample Tag: 01

Prep Method: 3050B
Analytical Method: 6010B
Analyst: JYH
Dilution: 1
Units: mg/kg
Percent Solid: 88.9

Instrument: IRIS-ICP
Prep Date: 04/11/2003 07:20
Cal Date: 14/04/2003 10:00
Run Date: 04/14/2003 15:47
File ID: IR.041403.154700

Analyte	CAS. Number	Result	Qual	RL	MDL
Lead, Total	7439-92-1	15.9		5.86	0.586

Report Number: L0304174
Report Date : April 21, 2003

Sample Number: L0304174-12
Client ID: SB-35 (20'-24')
Matrix: Soil
Workgroup Number: WG138279
Collect Date: 08-APR-03

Prep Method: 5030B
Analytical Method: 8260B
Analyst: MES
Dilution: 100
Units: ug/kg
Percent Solid: 88.9

Instrument: HPMS10
Prep Date: 04/14/2003 16:24
Cal Date: 25/02/2003 16:59
Run Date: 04/14/2003 16:24
File ID: 10M22202

Analyte	CAS. Number	Result	Qual	RL	MDL
Acetone	67-64-1		U	11200	562
Benzene	71-43-2		U	562	56.2
Bromobenzene	108-86-1		U	562	56.2
Bromochloromethane	74-97-5		U	562	56.2
Bromodichloromethane	75-27-4		U	562	56.2
Bromoform	75-25-2		U	562	56.2
Bromomethane	74-83-9		U	1120	112
2-Butanone	78-93-3		U	11200	281
n-Butylbenzene	104-51-8	326	J	562	56.2
sec-Butylbenzene	135-98-8	147	J	562	56.2
tert-Butylbenzene	98-06-6		U	562	56.2
Carbon disulfide	75-15-0		U	562	56.2
Carbon tetrachloride	56-23-5		U	562	56.2
Chlorobenzene	108-90-7	82.2	J	562	56.2
Chlorodibromomethane	124-48-1		U	562	56.2
Chloroethane	75-00-3		U	1120	112
2-Chloroethyl vinyl ether	110-75-8		U	1120	56.2
Chloroform	67-66-3		U	562	56.2
Chloromethane	74-87-3		U	1120	225
2-Chlorotoluene	95-49-8		U	562	56.2
4-Chlorotoluene	106-43-4		U	562	56.2
1,2-Dibromo-3-chloropropane	96-12-8		U	562	112
1,2-Dibromoethane	106-93-4		U	562	56.2
Dibromomethane	74-95-3		U	562	56.2
1,2-Dichlorobenzene	95-50-1		U	562	56.2
1,3-Dichlorobenzene	541-73-1		U	562	56.2
1,4-Dichlorobenzene	106-46-7		U	562	56.2
Dichlorodifluoromethane	75-71-8		U	1120	112
1,1-Dichloroethane	75-34-3		U	562	112
1,2-Dichloroethane	107-06-2		U	562	56.2
1,1-Dichloroethene	75-35-4		U	562	56.2
cis-1,2-Dichloroethene	156-59-2		U	562	56.2
trans-1,2-Dichloroethene	156-60-5		U	562	56.2
1,2-Dichloropropane	78-87-5		U	562	56.2
1,3-Dichloropropane	142-28-9		U	562	56.2
2,2-Dichloropropane	594-20-7		U	562	56.2
cis-1,3-Dichloropropene	10061-01-5		U	562	56.2
trans-1,3-Dichloropropene	10061-02-6		U	562	56.2
1,1-Dichloropropene	563-58-6		U	562	56.2
Ethylbenzene	100-41-4		U	562	56.2
2-Hexanone	591-78-6		U	1120	281
Hexachlorobutadiene	87-68-3		U	562	56.2
Isopropylbenzene	98-82-8		U	562	56.2
p-Isopropyltoluene	99-87-6	168	J	562	56.2
4-Methyl-2-pentanone	108-10-1		U	1120	281
Methylene chloride	75-09-2		U	562	112
Naphthalene	91-20-3	66.0	J	1120	56.2
n-Propylbenzene	103-65-1	178	J	562	56.2
Styrene	100-42-5		U	562	56.2
1,1,1,2-Tetrachloroethane	630-20-6		U	562	56.2
1,1,2,2-Tetrachloroethane	79-34-5		U	562	56.2
Tetrachloroethene	127-18-4		U	562	56.2
Toluene	108-88-3		U	562	56.2
1,2,3-Trichlorobenzene	87-61-6		U	562	56.2
1,2,4-Trichlorobenzene	120-82-1		U	562	56.2
1,1,1-Trichloroethane	71-55-6		U	562	56.2
1,1,2-Trichloroethane	79-00-5		U	562	56.2
Trichloroethene	79-01-6	455	J	562	56.2
Trichlorofluoromethane	75-69-4		U	1120	112

Report Number: L0304174
Report Date : April 21, 2003

Sample Number: L0304174-12
Client ID: SB-35 (20'-24')
Matrix: Soil
Workgroup Number: WG138279
Collect Date: 08-APR-03

Prep Method: 5030B
Analytical Method: 8260B
Analyst: MES
Dilution: 100
Units: ug/kg
Percent Solid: 88.9

Instrument: HPMS10
Prep Date: 04/14/2003 16:24
Cal Date: 25/02/2003 16:59
Run Date: 04/14/2003 16:24
File ID: 10M22202

Analyte	CAS. Number	Result	Qual	RL	MDL
1,2,3-Trichloropropane	96-18-4		U	562	72.0
1,2,4-Trimethylbenzene	95-63-6	1730		562	56.2
1,3,5-Trimethylbenzene	108-67-8		U	562	56.2
Vinyl acetate	108-05-4		U	1120	112
Vinyl chloride	75-01-4		U	1120	112
o-Xylene	95-47-6		U	562	56.2
m-,p-Xylene	136777-61-2	76.5	J	562	56.2

Analyte	% Recovery	Lower	Upper	Qual
Dibromofluoromethane	86.3	80	120	
1,2-Dichloroethane-d4	86.1	80	120	
Toluene-d8	91.0	81	117	
4-Bromofluorobenzene	97.9	74	121	

J This compound was detected at a level above the method detection limit, but below the reporting limit.
U This analyte was not detected in the sample.

Sample Number: L0304174-12
Client ID: SB-35 (20'-24')
Matrix: Soil
Workgroup Number: WG138512
Collect Date: 08-APR-03
Sample Tag: 01

Prep Method: 3550B
Analytical Method: 8270C
Analyst: MDC
Dilution: 1
Units: ug/kg
Percent Solid: 88.9

Instrument: HPMS5
Prep Date: 04/10/2003 10:45
Cal Date: 17/04/2003 17:12
Run Date: 04/18/2003 16:44
File ID: 5M25890

Analyte	CAS. Number	Result	Qual	RL	MDL
Phenol	108-95-2		U	186	92.8
Bis(2-Chloroethyl)ether	111-44-4		U	186	92.8
2-Chlorophenol	95-57-8		U	186	92.8
1,3-Dichlorobenzene	541-73-1		U	186	92.8
1,4-Dichlorobenzene	106-46-7		U	186	92.8
Benzyl alcohol	100-51-6		U	186	92.8
1,2-Dichlorobenzene	95-50-1		U	186	92.8
2-Methylphenol	95-48-7		U	186	92.8
3-,4-Methylphenol	106-44-5		U	186	92.8
bis(2-Chloroisopropyl)ether	108-60-1		U	186	92.8
N-Nitrosodipropylamine	621-64-7		U	186	92.8
Hexachloroethane	67-72-1		U	186	92.8
Nitrobenzene	98-95-3		U	186	92.8
Isophorone	78-59-1		U	186	92.8
2-Nitrophenol	88-75-5		U	186	92.8
2,4-Dimethylphenol	105-67-9		U	186	92.8
Benzoic acid	65-85-0		U	928	371
Bis(2-Chloroethoxy)Methane	111-91-1		U	186	92.8
2,4-Dichlorophenol	120-83-2		U	186	92.8
1,2,4-Trichlorobenzene	120-82-1		U	186	92.8
Naphthalene	91-20-3		U	186	92.8
4-Chloroaniline	106-47-8		U	186	92.8
Hexachlorobutadiene	87-68-3		U	186	92.8
4-Chloro-3-methylphenol	59-50-7		U	186	92.8
2-Methylnaphthalene	91-57-6		U	186	92.8
Hexachlorocyclopentadiene	77-47-4		U	186	92.8
2,4,6-Trichlorophenol	88-06-2		U	186	92.8
2,4,5-Trichlorophenol	95-95-4		U	186	92.8
2-Chloronaphthalene	91-58-7		U	186	92.8
2-Nitroaniline	88-74-4		U	928	371
Dimethylphthalate	131-11-3		U	186	92.8
Acenaphthylene	208-96-8		U	186	92.8
2,6-Dinitrotoluene	606-20-2		U	186	92.8

Report Number: L0304174
Report Date : April 21, 2003

Sample Number: L0304174-12
Client ID: SB-35 (20'-24')
Matrix: Soil
Workgroup Number: WG138512
Collect Date: 08-APR-03
Sample Tag: 01

Prep Method: 3550B
Analytical Method: 8270C
Analyst: MDC
Dilution: 1
Units: ug/kg
Percent Solid: 88.9

Instrument: HPMS5
Prep Date: 04/10/2003 10:45
Cal Date: 17/04/2003 17:12
Run Date: 04/18/2003 16:44
File ID: 5M25890

Analyte	CAS. Number	Result	Qual	RL	MDL
3-Nitroaniline	99-09-2		U	928	371
Acenaphthene	83-32-9		U	186	92.8
2,4-Dinitrophenol	51-28-5		U	928	371
4-Nitrophenol	100-02-7		U	928	371
Dibenzofuran	132-64-9		U	186	92.8
2,4-Dinitrotoluene	121-14-2		U	186	92.8
Diethylphthalate	84-66-2		U	186	92.8
4-Chlorophenyl-phenyl ether	7005-72-3		U	186	92.8
Fluorene	86-73-7		U	186	92.8
4-Nitroaniline	100-01-6		U	928	371
4,6-Dinitro-2-methylphenol	534-52-1		U	928	371
N-Nitrosodiphenylamine	86-30-6		U	186	92.8
4-Bromophenyl-phenylether	101-55-3		U	186	92.8
Hexachlorobenzene	118-74-1		U	186	92.8
Pentachlorophenol	87-86-5		U	928	371
Phenanthrene	85-01-8		U	186	92.8
Anthracene	120-12-7		U	186	92.8
Di-N-Butylphthalate	84-74-2		U	186	92.8
Fluoranthene	206-44-0		U	186	92.8
Pyrene	129-00-0		U	186	92.8
Butylbenzylphthalate	85-68-7		U	186	92.8
3,3'-Dichlorobenzidine	91-94-1		U	371	186
Benzo(a)anthracene	56-55-3		U	186	92.8
Chrysene	218-01-9		U	186	92.8
bis(2-Ethylhexyl)phthalate	117-81-7		U	186	92.8
Di-n-octylphthalate	117-84-0		U	186	92.8
Benzo(b)fluoranthene	205-99-2		U	186	92.8
Benzo(k)fluoranthene	207-08-9		U	186	92.8
Benzo(a)pyrene	50-32-8		U	186	92.8
Indeno(1,2,3-cd)pyrene	193-39-5		U	186	92.8
Dibenzo(a,h)Anthracene	53-70-3		U	186	92.8
Benzo(g,h,i)Perylene	191-24-2		U	186	92.8

Analyte	% Recovery	Lower	Upper	Qual
2-Fluorophenol	47.8	25	121	
Phenol-d5	56.4	24	113	
Nitrobenzene-d5	49.8	23	120	
2-Fluorobiphenyl	63.4	30	115	
2,4,6-Tribromophenol	92.4	19	122	
p-Terphenyl-d14	97.7	18	137	

U This analyte was not detected in the sample.

Sample Number: L0304174-12
Client ID: SB-35 (20'-24')
Matrix: Soil
Workgroup Number: WG138143
Collect Date: 08-APR-03

Prep Method: D2216-90
Analytical Method: D2216-90
Analyst: TMM
Dilution: 1
Units: weight %

Instrument: OVEN
Prep Date: 04/10/2003 09:20
Cal Date:
Run Date: 04/10/2003 09:20
File ID:

Analyte	CAS. Number	Result	Qual	RL	MDL
Percent Solids	10-02-6	89		1.00	1.00

KEMRON ENVIRONMENTAL SERVICES

Report Number: L0304197
Report Date : April 21, 2003

Sample Number: L0304197-01
Client ID: RINSE BLANK
Matrix: Water
Workgroup Number: WG138346
Collect Date: 08-APR-03
Sample Tag: 01

Prep Method: 3005A
Analytical Method: 6010B
Analyst: SLP
Dilution: 1
Units: mg/L

Instrument: PE-ICP
Prep Date: 04/11/2003 08:30
Cal Date: 14/04/2003 15:01
Run Date: 04/14/2003 18:06
File ID: PE.041403.180643

Analyte	CAS. Number	Result	Qual	RL	MDL
Lead, Total	7439-92-1		U	0.100	0.0100

U This analyte was not detected in the sample.

Sample Number: L0304197-01
Client ID: RINSE BLANK
Matrix: Water
Workgroup Number: WG138166
Collect Date: 08-APR-03

Prep Method: 5030B
Analytical Method: 8260B
Analyst: MES
Dilution: 1
Units: ug/L

Instrument: HPMS10
Prep Date: 04/11/2003 12:34
Cal Date: 25/02/2003 16:59
Run Date: 04/11/2003 12:34
File ID: 10M22162

Analyte	CAS. Number	Result	Qual	RL	MDL
Acetone	67-64-1		U	100	2.50
Benzene	71-43-2		U	5.00	0.125
Bromobenzene	108-86-1		U	5.00	0.125
Bromochloromethane	74-97-5		U	5.00	0.200
Bromodichloromethane	75-27-4		U	5.00	0.250
Bromoform	75-25-2		U	5.00	0.540
Bromomethane	74-83-9		U	10.0	0.500
2-Butanone	78-93-3		U	100	2.50
n-Butylbenzene	104-51-8		U	5.00	0.250
sec-Butylbenzene	135-98-8		U	5.00	0.250
tert-Butylbenzene	98-06-6		U	5.00	0.250
Carbon disulfide	75-15-0		U	5.00	0.500
Carbon tetrachloride	56-23-5		U	5.00	0.250
Chlorobenzene	108-90-7		U	5.00	0.125
Chlorodibromomethane	124-48-1		U	5.00	0.250
Chloroethane	75-00-3		U	10.0	0.500
2-Chloroethyl vinyl ether	110-75-8		U	10.0	2.00
Chloroform	67-66-3		U	5.00	0.125
Chloromethane	74-87-3	0.294	J	10.0	0.250
2-Chlorotoluene	95-49-8		U	5.00	0.125
4-Chlorotoluene	106-43-4		U	5.00	0.250
1,2-Dibromo-3-chloropropane	96-12-8		U	5.00	1.00
1,2-Dibromoethane	106-93-4		U	5.00	0.250
Dibromomethane	74-95-3		U	5.00	0.250
1,2-Dichlorobenzene	95-50-1		U	5.00	0.125
1,3-Dichlorobenzene	541-73-1		U	5.00	0.250
1,4-Dichlorobenzene	106-46-7		U	5.00	0.125
Dichlorodifluoromethane	75-71-8		U	10.0	0.250
1,1-Dichloroethane	75-34-3		U	5.00	0.125
1,2-Dichloroethane	107-06-2		U	5.00	0.250
1,1-Dichloroethene	75-35-4		U	5.00	0.500
cis-1,2-Dichloroethene	156-59-2		U	5.00	0.250
trans-1,2-Dichloroethene	156-60-5		U	5.00	0.250
1,2-Dichloropropane	78-87-5		U	5.00	0.125
1,3-Dichloropropane	142-28-9		U	5.00	0.200
2,2-Dichloropropane	594-20-7		U	5.00	0.250
cis-1,3-Dichloropropene	10061-01-5		U	5.00	0.250
trans-1,3-Dichloropropene	10061-02-6		U	5.00	0.500
1,1-Dichloropropene	563-58-6		U	5.00	0.250
Ethylbenzene	100-41-4		U	5.00	0.250
2-Hexanone	591-78-6		U	10.0	2.50
Hexachlorobutadiene	87-68-3		U	5.00	0.250

KEMRON ENVIRONMENTAL SERVICES

Report Number: L0304197
Report Date : April 21, 2003

Sample Number: L0304197-01
Client ID: RINSE BLANK
Matrix: Water
Workgroup Number: WG138166
Collect Date: 08-APR-03

Prep Method: 5030B
Analytical Method: 8260B
Analyst: MES
Dilution: 1
Units: ug/L

Instrument: HPMS10
Prep Date: 04/11/2003 12:34
Cal Date: 25/02/2003 16:59
Run Date: 04/11/2003 12:34
File ID: 10M22162

Analyte	CAS. Number	Result	Qual	RL	MDL
Isopropylbenzene	98-82-8		U	5.00	0.250
p-Isopropyltoluene	99-87-6		U	5.00	0.250
4-Methyl-2-pentanone	108-10-1		U	10.0	2.50
Methylene chloride	75-09-2		U	5.00	0.250
Naphthalene	91-20-3		U	10.0	0.200
n-Propylbenzene	103-65-1		U	5.00	0.125
Styrene	100-42-5		U	5.00	0.125
1,1,1,2-Tetrachloroethane	630-20-6		U	5.00	0.250
1,1,2,2-Tetrachloroethane	79-34-5		U	5.00	0.125
Tetrachloroethene	127-18-4		U	5.00	0.250
Toluene	108-88-3		U	5.00	0.250
1,2,3-Trichlorobenzene	87-61-6		U	5.00	0.125
1,2,4-Trichlorobenzene	120-82-1		U	5.00	0.200
1,1,1-Trichloroethane	71-55-6		U	5.00	0.250
1,1,2-Trichloroethane	79-00-5		U	5.00	0.250
Trichloroethene	79-01-6		U	5.00	0.250
Trichlorofluoromethane	75-69-4		U	10.0	0.250
1,2,3-Trichloropropane	96-18-4		U	5.00	0.750
1,2,4-Trimethylbenzene	95-63-6		U	5.00	0.250
1,3,5-Trimethylbenzene	108-67-8		U	5.00	0.250
Vinyl acetate	108-05-4		U	10.0	2.50
Vinyl chloride	75-01-4		U	10.0	0.250
o-Xylene	95-47-6		U	5.00	0.250
m-,p-Xylene	136777-61-2		U	5.00	0.500

Analyte	% Recovery	Lower	Upper	Qual
Dibromofluoromethane	108	86	118	
1,2-Dichloroethane-d4	114	80	120	
Toluene-d8	107	88	110	
4-Bromofluorobenzene	112	86	115	

J This compound was detected at a level above the method detection limit, but below the reporting limit.
U This analyte was not detected in the sample.

Sample Number: L0304197-01
Client ID: RINSE BLANK
Matrix: Water
Workgroup Number: WG138513
Collect Date: 08-APR-03
Sample Tag: 01

Prep Method: 3510C
Analytical Method: 8270C
Analyst: CLK
Dilution: 1
Units: ug/L

Instrument: HPMS5
Prep Date: 04/11/2003 08:30
Cal Date: 17/04/2003 17:12
Run Date: 04/18/2003 01:36
File ID: 5M25866

Analyte	CAS. Number	Result	Qual	RL	MDL
Phenol	108-95-2		U	5.00	2.50
Bis(2-Chloroethyl)ether	111-44-4		U	5.00	2.50
2-Chlorophenol	95-57-8		U	5.00	2.50
1,3-Dichlorobenzene	541-73-1		U	5.00	2.50
1,4-Dichlorobenzene	106-46-7		U	5.00	2.50
Benzyl alcohol	100-51-6		U	5.00	2.50
1,2-Dichlorobenzene	95-50-1		U	5.00	2.50
2-Methylphenol	95-48-7		U	5.00	2.50
3-,4-Methylphenol	106-44-5		U	5.00	2.50
bis(2-Chloroisopropyl)ether	108-60-1		U	5.00	2.50
N-Nitroso-di-n-propylamine	621-64-7		U	5.00	2.50
Hexachloroethane	67-72-1		U	5.00	2.50
Nitrobenzene	98-95-3		U	5.00	2.50
Isophorone	78-59-1		U	5.00	2.50
2-Nitrophenol	88-75-5		U	5.00	2.50
2,4-Dimethylphenol	105-67-9		U	5.00	2.50

KEMRON ENVIRONMENTAL SERVICES

Report Number: L0304197
Report Date : April 21, 2003

Sample Number: L0304197-01
Client ID: RINSE BLANK
Matrix: Water
Workgroup Number: WG138513
Collect Date: 08-APR-03
Sample Tag: 01

Prep Method: 3510C
Analytical Method: 8270C
Analyst: CLK
Dilution: 1
Units: ug/L

Instrument: HPMS5
Prep Date: 04/11/2003 08:30
Cal Date: 17/04/2003 17:12
Run Date: 04/18/2003 01:36
File ID: 5M25866

Analyte	CAS. Number	Result	Qual	RL	MDL
Benzoic acid	65-85-0		U	25.0	12.5
Bis(2-Chloroethoxy)Methane	111-91-1		U	5.00	2.50
2,4-Dichlorophenol	120-83-2		U	5.00	2.50
1,2,4-Trichlorobenzene	120-82-1		U	5.00	2.50
Naphthalene	91-20-3		U	5.00	2.50
4-Chloroaniline	106-47-8		U	5.00	2.50
Hexachlorobutadiene	87-68-3		U	5.00	2.50
4-Chloro-3-methylphenol	59-50-7		U	5.00	2.50
2-Methylnaphthalene	91-57-6		U	5.00	2.50
Hexachlorocyclopentadiene	77-47-4		U	5.00	2.50
2,4,6-Trichlorophenol	88-06-2		U	5.00	2.50
2,4,5-Trichlorophenol	95-95-4		U	5.00	2.50
2-Chloronaphthalene	91-58-7		U	5.00	2.50
2-Nitroaniline	88-74-4		U	25.0	12.5
Dimethylphthalate	131-11-3		U	5.00	2.50
Acenaphthylene	208-96-8		U	5.00	2.50
2,6-Dinitrotoluene	606-20-2		U	5.00	2.50
3-Nitroaniline	99-09-2		U	25.0	12.5
Acenaphthene	83-32-9		U	5.00	2.50
2,4-Dinitrophenol	51-28-5		U	25.0	12.5
4-Nitrophenol	100-02-7		U	25.0	12.5
Dibenzofuran	132-64-9		U	5.00	2.50
2,4-Dinitrotoluene	121-14-2		U	5.00	2.50
Diethylphthalate	84-66-2		U	5.00	2.50
4-Chlorophenyl-phenyl ether	7005-72-3		U	5.00	2.50
Fluorene	86-73-7		U	5.00	2.50
4-Nitroaniline	100-01-6		U	25.0	12.5
4,6-Dinitro-2-methylphenol	534-52-1		U	25.0	12.5
N-Nitrosodiphenylamine	86-30-6		U	5.00	2.50
4-Bromophenyl-phenylether	101-55-3		U	5.00	2.50
Hexachlorobenzene	118-74-1		U	5.00	2.50
Pentachlorophenol	87-86-5		U	25.0	12.5
Phenanthrene	85-01-8		U	5.00	2.50
Anthracene	120-12-7		U	5.00	2.50
Di-N-Butylphthalate	84-74-2		U	5.00	2.50
Fluoranthene	206-44-0		U	5.00	2.50
Pyrene	129-00-0		U	5.00	2.50
Butylbenzylphthalate	85-68-7		U	5.00	2.50
3,3'-Dichlorobenzidine	91-94-1		U	10.0	2.50
Benzo(a)anthracene	56-55-3		U	5.00	2.50
Chrysene	218-01-9		U	5.00	2.50
bis(2-Ethylhexyl)phthalate	117-81-7		U	5.00	2.50
Di-n-octylphthalate	117-84-0		U	5.00	2.50
Benzo(b)fluoranthene	205-99-2		U	5.00	2.50
Benzo(k)fluoranthene	207-08-9		U	5.00	2.50
Benzo(a)pyrene	50-32-8		U	5.00	2.50
Indeno(1,2,3-cd)pyrene	193-39-5		U	5.00	2.50
Dibenzo(a,h)Anthracene	53-70-3		U	5.00	2.50
Benzo(g,h,i)Perylene	191-24-2		U	5.00	2.50

Analyte	% Recovery	Lower	Upper	Qual
2-Fluorophenol	35.6	21	100	
Phenol-d5	24.6	10	94	
Nitrobenzene-d5	52.9	35	114	
2-Fluorobiphenyl	63.6	43	116	
2,4,6-Tribromophenol	90.4	10	123	
p-Terphenyl-d14	111	33	141	

U This analyte was not detected in the sample.

KEMRON ENVIRONMENTAL SERVICES

Report Number: L0304368
Report Date : May 2, 2003

Sample Number: L0304368-01
Client ID: SB-13/13'-15'
Matrix: Soil
Workgroup Number: WG139532
Collect Date: 16-APR-03
Sample Tag: 01

Prep Method: 3050B
Analytical Method: 6010B
Analyst: JYH
Dilution: 1
Units: mg/kg
Percent Solid: 90.2

Instrument: IRIS-ICP
Prep Date: 04/30/2003 07:30
Cal Date: 05/01/2003 10:13
Run Date: 05/01/2003 13:08
File ID: IR.050103.130800

Analyte	CAS. Number	Result	Qual	RL	MDL
Lead, Total	7439-92-1	18.7		5.83	0.583

Sample Number: L0304368-01
Client ID: SB-13/13'-15'
Matrix: Soil
Workgroup Number: WG138568
Collect Date: 16-APR-03

Prep Method: 5030B
Analytical Method: 8260B
Analyst: MES
Dilution: 1
Units: ug/kg
Percent Solid: 90.2

Instrument: HPMS9
Prep Date: 04/17/2003 15:14
Cal Date: 03/14/2003 17:45
Run Date: 04/17/2003 15:14
File ID: 9M24280

Analyte	CAS. Number	Result	Qual	RL	MDL
Acetone	67-64-1		U	111	5.54
Benzene	71-43-2		U	5.54	0.554
Bromobenzene	108-86-1		U	5.54	0.554
Bromochloromethane	74-97-5		U	5.54	0.554
Bromodichloromethane	75-27-4		U	5.54	0.554
Bromoform	75-25-2		U	5.54	0.554
Bromomethane	74-83-9		U	11.1	1.11
2-Butanone	78-93-3		U	111	2.77
n-Butylbenzene	104-51-8		U	5.54	0.554
sec-Butylbenzene	135-98-8		U	5.54	0.554
tert-Butylbenzene	98-06-6		U	5.54	0.554
Carbon disulfide	75-15-0		U	5.54	0.554
Carbon tetrachloride	56-23-5		U	5.54	0.554
Chlorobenzene	108-90-7		U	5.54	0.554
Chlorodibromomethane	124-48-1		U	5.54	0.554
Chloroethane	75-00-3		U	11.1	1.11
2-Chloroethyl vinyl ether	110-75-8		U	11.1	0.554
Chloroform	67-66-3		U	5.54	0.554
Chloromethane	74-87-3		U	11.1	2.22
2-Chlorotoluene	95-49-8		U	5.54	0.554
4-Chlorotoluene	106-43-4		U	5.54	0.554
1,2-Dibromo-3-chloropropane	96-12-8		U	5.54	1.11
1,2-Dibromoethane	106-93-4		U	5.54	0.554
Dibromomethane	74-95-3		U	5.54	0.554
1,2-Dichlorobenzene	95-50-1		U	5.54	0.554
1,3-Dichlorobenzene	541-73-1		U	5.54	0.554
1,4-Dichlorobenzene	106-46-7		U	5.54	0.554
Dichlorodifluoromethane	75-71-8		U	11.1	1.11
1,1-Dichloroethane	75-34-3		U	5.54	1.11
1,2-Dichloroethane	107-06-2		U	5.54	0.554
1,1-Dichloroethene	75-35-4		U	5.54	0.554
cis-1,2-Dichloroethene	156-59-2		U	5.54	0.554
trans-1,2-Dichloroethene	156-60-5		U	5.54	0.554
1,2-Dichloropropane	78-87-5		U	5.54	0.554
1,3-Dichloropropane	142-28-9		U	5.54	0.554
2,2-Dichloropropane	594-20-7		U	5.54	0.554
cis-1,3-Dichloropropene	10061-01-5		U	5.54	0.554
trans-1,3-Dichloropropene	10061-02-6		U	5.54	0.554
1,1-Dichloropropene	563-58-6		U	5.54	0.554
Ethylbenzene	100-41-4		U	5.54	0.554
Hexanone	591-78-6		U	11.1	2.77
Hexachlorobutadiene	87-68-3		U	5.54	0.554

KEMRON ENVIRONMENTAL SERVICES

Report Number: L0304368
Report Date : May 2, 2003

Sample Number: L0304368-01
Client ID: SB-13/13'-15'
Matrix: Soil
Workgroup Number: WG138568
Collect Date: 16-APR-03

Prep Method: 5030B
Analytical Method: 8260B
Analyst: MES
Dilution: 1
Units: ug/kg
Percent Solid: 90.2

Instrument: HPMS9
Prep Date: 04/17/2003 15:14
Cal Date: 03/14/2003 17:45
Run Date: 04/17/2003 15:14
File ID: 9M24280

Analyte	CAS. Number	Result	Qual	RL	MDL
Isopropylbenzene	98-82-8		U	5.54	0.554
p-Isopropyltoluene	99-87-6		U	5.54	0.554
4-Methyl-2-pentanone	108-10-1		U	11.1	2.77
Methylene chloride	75-09-2		U	5.54	1.11
Naphthalene	91-20-3		U	11.1	0.554
n-Propylbenzene	103-65-1		U	5.54	0.554
Styrene	100-42-5		U	5.54	0.554
1,1,1,2-Tetrachloroethane	630-20-6		U	5.54	0.554
1,1,2,2-Tetrachloroethane	79-34-5		U	5.54	0.554
Tetrachloroethene	127-18-4		U	5.54	0.554
Toluene	108-88-3		U	5.54	0.554
1,2,3-Trichlorobenzene	87-61-6		U	5.54	0.554
1,2,4-Trichlorobenzene	120-82-1		U	5.54	0.554
1,1,1-Trichloroethane	71-55-6		U	5.54	0.554
1,1,2-Trichloroethane	79-00-5		U	5.54	0.554
Trichloroethene	79-01-6	29.1		5.54	0.554
Trichlorofluoromethane	75-69-4		U	11.1	1.11
1,2,3-Trichloropropane	96-18-4		U	5.54	0.709
1,2,4-Trimethylbenzene	95-63-6		U	5.54	0.554
1,3,5-Trimethylbenzene	108-67-8		U	5.54	0.554
Vinyl acetate	108-05-4		U	11.1	1.11
Vinyl chloride	75-01-4		U	11.1	1.11
o-Xylene	95-47-6		U	5.54	0.554
m-,p-Xylene	136777-61-2		U	5.54	0.554

Analyte	% Recovery	Lower	Upper	Qual
Dibromofluoromethane	101	80	120	
1,2-Dichloroethane-d4	96.1	80	120	
Toluene-d8	103	81	117	
4-Bromofluorobenzene	97.0	74	121	

U This analyte was not detected in the sample.

Sample Number: L0304368-01
Client ID: SB-13/13'-15'
Matrix: Soil
Workgroup Number: WG138912
Collect Date: 16-APR-03
Sample Tag: 01

Prep Method: 3550B
Analytical Method: 8270C
Analyst: CLK
Dilution: 1
Units: ug/kg
Percent Solid: 90.2

Instrument: HPMS5
Prep Date: 04/17/2003 18:20
Cal Date: 04/17/2003 17:12
Run Date: 04/22/2003 15:39
File ID: 5M25958

Analyte	CAS. Number	Result	Qual	RL	MDL
Phenol	108-95-2		U	183	91.3
Bis(2-Chloroethyl)ether	111-44-4		U	183	91.3
2-Chlorophenol	95-57-8		U	183	91.3
1,3-Dichlorobenzene	541-73-1		U	183	91.3
1,4-Dichlorobenzene	106-46-7		U	183	91.3
Benzyl alcohol	100-51-6		U	183	91.3
1,2-Dichlorobenzene	95-50-1		U	183	91.3
2-Methylphenol	95-48-7		U	183	91.3
3-,4-Methylphenol	106-44-5		U	183	91.3
bis(2-Chloroisopropyl)ether	108-60-1		U	183	91.3
N-Nitrosodipropylamine	621-64-7		U	183	91.3
Hexachloroethane	67-72-1		U	183	91.3
Nitrobenzene	98-95-3		U	183	91.3
Isophorone	78-59-1		U	183	91.3
2-Nitrophenol	88-75-5		U	183	91.3
2,4-Dimethylphenol	105-67-9		U	183	91.3
Benzoic acid	65-85-0		U	913	365

Report Number: L0304368
Report Date : May 2, 2003

Sample Number: L0304368-01
Client ID: SB-13/13'-15'
Matrix: Soil
Workgroup Number: WG138912
Collect Date: 16-APR-03
Sample Tag: 01

Prep Method: 3550B
Analytical Method: 8270C
Analyst: CLK
Dilution: 1
Units: ug/kg
Percent Solid: 90.2

Instrument: HPMS5
Prep Date: 04/17/2003 18:20
Cal Date: 04/17/2003 17:12
Run Date: 04/22/2003 15:39
File ID: 5M25958

Analyte	CAS. Number	Result	Qual	RL	MDL
Bis(2-Chloroethoxy)Methane	111-91-1		U	183	91.3
2,4-Dichlorophenol	120-83-2		U	183	91.3
1,2,4-Trichlorobenzene	120-82-1		U	183	91.3
Naphthalene	91-20-3		U	183	91.3
4-Chloroaniline	106-47-8		U	183	91.3
Hexachlorobutadiene	87-68-3		U	183	91.3
4-Chloro-3-methylphenol	59-50-7		U	183	91.3
2-Methylnaphthalene	91-57-6		U	183	91.3
Hexachlorocyclopentadiene	77-47-4		U	183	91.3
2,4,6-Trichlorophenol	88-06-2		U	183	91.3
2,4,5-Trichlorophenol	95-95-4		U	183	91.3
2-Chloronaphthalene	91-58-7		U	183	91.3
2-Nitroaniline	88-74-4		U	913	365
Dimethylphthalate	131-11-3		U	183	91.3
Acenaphthylene	208-96-8		U	183	91.3
2,6-Dinitrotoluene	606-20-2		U	183	91.3
3-Nitroaniline	99-09-2		U	913	365
Acenaphthene	83-32-9		U	183	91.3
2,4-Dinitrophenol	51-28-5		U	913	365
4-Nitrophenol	100-02-7		U	913	365
Dibenzofuran	132-64-9		U	183	91.3
2,4-Dinitrotoluene	121-14-2		U	183	91.3
Diethylphthalate	84-66-2		U	183	91.3
4-Chlorophenyl-phenyl ether	7005-72-3		U	183	91.3
Fluorene	86-73-7		U	183	91.3
4-Nitroaniline	100-01-6		U	913	365
4,6-Dinitro-2-methylphenol	534-52-1		U	913	365
N-Nitrosodiphenylamine	86-30-6		U	183	91.3
4-Bromophenyl-phenylether	101-55-3		U	183	91.3
Hexachlorobenzene	118-74-1		U	183	91.3
Pentachlorophenol	87-86-5		U	913	365
Phenanthrene	85-01-8		U	183	91.3
Anthracene	120-12-7		U	183	91.3
Di-N-Butylphthalate	84-74-2		U	183	91.3
Fluoranthene	206-44-0		U	183	91.3
Pyrene	129-00-0		U	183	91.3
Butylbenzylphthalate	85-68-7		U	183	91.3
3,3'-Dichlorobenzidine	91-94-1		U	365	183
Benzo(a)anthracene	56-55-3		U	183	91.3
Chrysene	218-01-9		U	183	91.3
bis(2-Ethylhexyl)phthalate	117-81-7		U	183	91.3
Di-n-octylphthalate	117-84-0		U	183	91.3
Benzo(b)fluoranthene	205-99-2		U	183	91.3
Benzo(k)fluoranthene	207-08-9		U	183	91.3
Benzo(a)pyrene	50-32-8		U	183	91.3
Indeno(1,2,3-cd)pyrene	193-39-5		U	183	91.3
Dibenzo(a,h)Anthracene	53-70-3		U	183	91.3
Benzo(g,h,i)Perylene	191-24-2		U	183	91.3

Analyte	% Recovery	Lower	Upper	Qual
2-Fluorophenol	49.0	25	121	
Phenol-d5	55.1	24	113	
Nitrobenzene-d5	44.5	23	120	
2-Fluorobiphenyl	58.2	30	115	
2,4,6-Tribromophenol	64.5	19	122	
p-Terphenyl-d14	169	18	137	*

This analyte was not detected in the sample.

0700

Report Number: L0304368
Report Date : May 2, 2003

Sample Number: L0304368-01
Client ID: SB-13/13'-15'
Matrix: Soil
Workgroup Number: WG138678
Collect Date: 16-APR-03

Prep Method: D2216-90
Analytical Method: D2216-90
Analyst: TMM
Dilution: 1
Units: weight %

Instrument: OVEN
Prep Date: 04/18/2003 13:55
Cal Date:
Run Date: 04/18/2003 13:55
File ID:

Analyte	CAS. Number	Result	Qual	RL	MDL
Percent Solids	10-02-6	90.2		1.00	1.00

Sample Number: L0304368-02
Client ID: SB-16/14'-16'
Matrix: Soil
Workgroup Number: WG139532
Collect Date: 16-APR-03
Sample Tag: 01

Prep Method: 3050B
Analytical Method: 6010B
Analyst: JYH
Dilution: 1
Units: mg/kg
Percent Solid: 86.8

Instrument: IRIS-ICP
Prep Date: 04/30/2003 07:30
Cal Date: 05/01/2003 10:13
Run Date: 05/01/2003 13:13
File ID: IR.050103.131300

Analyte	CAS. Number	Result	Qual	RL	MDL
Lead, Total	7439-92-1	15.8		5.94	0.594

Sample Number: L0304368-02
Client ID: SB-16/14'-16'
Matrix: Soil
Workgroup Number: WG138568
Collect Date: 16-APR-03

Prep Method: 5030B
Analytical Method: 8260B
Analyst: MES
Dilution: 1
Units: ug/kg
Percent Solid: 86.8

Instrument: HPMS9
Prep Date: 04/17/2003 15:46
Cal Date: 03/14/2003 17:45
Run Date: 04/17/2003 15:46
File ID: 9M24281

Analyte	CAS. Number	Result	Qual	RL	MDL
Acetone	67-64-1		U	115	5.76
Benzene	71-43-2		U	5.76	0.576
Bromobenzene	108-86-1		U	5.76	0.576
Bromochloromethane	74-97-5		U	5.76	0.576
Bromodichloromethane	75-27-4		U	5.76	0.576
Bromoform	75-25-2		U	5.76	0.576
Bromomethane	74-83-9		U	11.5	1.15
2-Butanone	78-93-3		U	115	2.88
n-Butylbenzene	104-51-8		U	5.76	0.576
sec-Butylbenzene	135-98-8		U	5.76	0.576
tert-Butylbenzene	98-06-6		U	5.76	0.576
Carbon disulfide	75-15-0		U	5.76	0.576
Carbon tetrachloride	56-23-5		U	5.76	0.576
Chlorobenzene	108-90-7		U	5.76	0.576
Chlorodibromomethane	124-48-1		U	5.76	0.576
Chloroethane	75-00-3		U	11.5	1.15
2-Chloroethyl vinyl ether	110-75-8		U	11.5	0.576
Chloroform	67-66-3		U	5.76	0.576
Chloromethane	74-87-3		U	11.5	2.30
2-Chlorotoluene	95-49-8		U	5.76	0.576
4-Chlorotoluene	106-43-4		U	5.76	0.576
1,2-Dibromo-3-chloropropane	96-12-8		U	5.76	1.15
1,2-Dibromoethane	106-93-4		U	5.76	0.576
Dibromomethane	74-95-3		U	5.76	0.576
1,2-Dichlorobenzene	95-50-1	5.58	J	5.76	0.576
1,3-Dichlorobenzene	541-73-1		U	5.76	0.576

KEMRON ENVIRONMENTAL SERVICES

Report Number: L0304368
Report Date : May 2, 2003

Sample Number: L0304368-02
Client ID: SB-16/14'-16'
Matrix: Soil
Workgroup Number: WG138568
Collect Date: 16-APR-03

Prep Method: 5030B
Analytical Method: 8260B
Analyst: MES
Dilution: 1
Units: ug/kg
Percent Solid: 86.8

Instrument: HPMS9
Prep Date: 04/17/2003 15:46
Cal Date: 03/14/2003 17:45
Run Date: 04/17/2003 15:46
File ID: 9M24281

Analyte	CAS. Number	Result	Qual	RL	MDL
1,4-Dichlorobenzene	106-46-7	1.36	J	5.76	0.576
Dichlorodifluoromethane	75-71-8		U	11.5	1.15
1,1-Dichloroethane	75-34-3		U	5.76	1.15
1,2-Dichloroethane	107-06-2		U	5.76	0.576
1,1-Dichloroethene	75-35-4		U	5.76	0.576
cis-1,2-Dichloroethene	156-59-2		U	5.76	0.576
trans-1,2-Dichloroethene	156-60-5		U	5.76	0.576
1,2-Dichloropropane	78-87-5		U	5.76	0.576
1,3-Dichloropropane	142-28-9		U	5.76	0.576
2,2-Dichloropropane	594-20-7		U	5.76	0.576
cis-1,3-Dichloropropene	10061-01-5		U	5.76	0.576
trans-1,3-Dichloropropene	10061-02-6		U	5.76	0.576
1,1-Dichloropropene	563-58-6		U	5.76	0.576
Ethylbenzene	100-41-4	0.993	J	5.76	0.576
2-Hexanone	591-78-6		U	11.5	2.88
Hexachlorobutadiene	87-68-3		U	5.76	0.576
Isopropylbenzene	98-82-8		U	5.76	0.576
p-Isopropyltoluene	99-87-6		U	5.76	0.576
4-Methyl-2-pentanone	108-10-1		U	11.5	2.88
Methylene chloride	75-09-2	2.18	J	5.76	1.15
Naphthalene	91-20-3	0.698	J	11.5	0.576
n-Propylbenzene	103-65-1		U	5.76	0.576
Styrene	100-42-5		U	5.76	0.576
1,1,1,2-Tetrachloroethane	630-20-6		U	5.76	0.576
1,1,2,2-Tetrachloroethane	79-34-5		U	5.76	0.576
Tetrachloroethene	127-18-4	1.11	J	5.76	0.576
Toluene	108-88-3		U	5.76	0.576
1,2,3-Trichlorobenzene	87-61-6		U	5.76	0.576
1,2,4-Trichlorobenzene	120-82-1		U	5.76	0.576
1,1,1-Trichloroethane	71-55-6		U	5.76	0.576
1,1,2-Trichloroethane	79-00-5		U	5.76	0.576
Trichloroethene	79-01-6	77.1		5.76	0.576
Trichlorofluoromethane	75-69-4		U	11.5	1.15
1,2,3-Trichloropropane	96-18-4		U	5.76	0.737
1,2,4-Trimethylbenzene	95-63-6	2.39	J	5.76	0.576
1,3,5-Trimethylbenzene	108-67-8		U	5.76	0.576
Vinyl acetate	108-05-4		U	11.5	1.15
Vinyl chloride	75-01-4		U	11.5	1.15
o-Xylene	95-47-6	1.50	J	5.76	0.576
m-,p-Xylene	136777-61-2	4.75	J	5.76	0.576

Analyte	% Recovery	Lower	Upper	Qual
Dibromofluoromethane	103	80	120	
1,2-Dichloroethane-d4	95.6	80	120	
Toluene-d8	106	81	117	
4-Bromofluorobenzene	102	74	121	

J This compound was detected at a level above the method detection limit, but below the reporting limit.
U This analyte was not detected in the sample.

0014

Report Number: L0304368
Report Date : May 2, 2003

Sample Number: L0304368-02
Client ID: SB-16/14'-16'
Matrix: Soil
Workgroup Number: WG138912
Collect Date: 16-APR-03
Sample Tag: 01

Prep Method: 3550B
Analytical Method: 8270C
Analyst: CLK
Dilution: 1
Units: ug/kg
Percent Solid: 86.8

Instrument: HPMS5
Prep Date: 04/17/2003 18:20
Cal Date: 04/17/2003 17:12
Run Date: 04/23/2003 17:06
File ID: 5M25993

Analyte	CAS. Number	Result	Qual	RL	MDL
Phenol	108-95-2		U	190	95.0
Bis(2-Chloroethyl)ether	111-44-4		U	190	95.0
2-Chlorophenol	95-57-8		U	190	95.0
1,3-Dichlorobenzene	541-73-1		U	190	95.0
1,4-Dichlorobenzene	106-46-7		U	190	95.0
Benzyl alcohol	100-51-6		U	190	95.0
1,2-Dichlorobenzene	95-50-1		U	190	95.0
2-Methylphenol	95-48-7		U	190	95.0
3-,4-Methylphenol	106-44-5		U	190	95.0
bis(2-Chloroisopropyl)ether	108-60-1		U	190	95.0
N-Nitrosodipropylamine	621-64-7		U	190	95.0
Hexachloroethane	67-72-1		U	190	95.0
Nitrobenzene	98-95-3		U	190	95.0
Isophorone	78-59-1		U	190	95.0
2-Nitrophenol	88-75-5		U	190	95.0
2,4-Dimethylphenol	105-67-9		U	190	95.0
Benzoic acid	65-85-0		U	950	380
Bis(2-Chloroethoxy)Methane	111-91-1		U	190	95.0
2,4-Dichlorophenol	120-83-2		U	190	95.0
1,2,4-Trichlorobenzene	120-82-1		U	190	95.0
Naphthalene	91-20-3		U	190	95.0
4-Chloroaniline	106-47-8		U	190	95.0
Hexachlorobutadiene	87-68-3		U	190	95.0
4-Chloro-3-methylphenol	59-50-7		U	190	95.0
2-Methylnaphthalene	91-57-6		U	190	95.0
Hexachlorocyclopentadiene	77-47-4		U	190	95.0
2,4,6-Trichlorophenol	88-06-2		U	190	95.0
2,4,5-Trichlorophenol	95-95-4		U	190	95.0
2-Chloronaphthalene	91-58-7		U	190	95.0
2-Nitroaniline	88-74-4		U	950	380
Dimethylphthalate	131-11-3		U	190	95.0
Acenaphthylene	208-96-8		U	190	95.0
2,6-Dinitrotoluene	606-20-2		U	190	95.0
3-Nitroaniline	99-09-2		U	950	380
Acenaphthene	83-32-9		U	190	95.0
2,4-Dinitrophenol	51-28-5		U	950	380
4-Nitrophenol	100-02-7		U	950	380
Dibenzofuran	132-64-9		U	190	95.0
2,4-Dinitrotoluene	121-14-2		U	190	95.0
Diethylphthalate	84-66-2		U	190	95.0
4-Chlorophenyl-phenyl ether	7005-72-3		U	190	95.0
Fluorene	86-73-7		U	190	95.0
4-Nitroaniline	100-01-6		U	950	380
4,6-Dinitro-2-methylphenol	534-52-1		U	950	380
N-Nitrosodiphenylamine	86-30-6		U	190	95.0
4-Bromophenyl-phenylether	101-55-3		U	190	95.0
Hexachlorobenzene	118-74-1		U	190	95.0
Pentachlorophenol	87-86-5		U	950	380
Phenanthrene	85-01-8		U	190	95.0
Anthracene	120-12-7		U	190	95.0
Di-N-Butylphthalate	84-74-2		U	190	95.0
Fluoranthene	206-44-0		U	190	95.0
Pyrene	129-00-0		U	190	95.0
Butylbenzylphthalate	85-68-7		U	190	95.0
3,3'-Dichlorobenzidine	91-94-1		U	380	190
Benzo(a)anthracene	56-55-3		U	190	95.0
Chrysene	218-01-9		U	190	95.0
bis(2-Ethylhexyl)phthalate	117-81-7		U	190	95.0
Di-n-octylphthalate	117-84-0		U	190	95.0

Sample Number: L0304368-02
Client ID: SB-16/14'-16'
Matrix: Soil
Workgroup Number: WG138912
Collect Date: 16-APR-03
Sample Tag: 01

Prep Method: 3550B
Analytical Method: 8270C
Analyst: CLK
Dilution: 1
Units: ug/kg
Percent Solid: 86.8

Instrument: HPMS5
Prep Date: 04/17/2003 18:20
Cal Date: 04/17/2003 17:12
Run Date: 04/23/2003 17:06
File ID: 5M25993

Analyte	CAS. Number	Result	Qual	RL	MDL
Benzo(b)fluoranthene	205-99-2		U	190	95.0
Benzo(k)fluoranthene	207-08-9		U	190	95.0
Benzo(a)pyrene	50-32-8		U	190	95.0
Indeno(1,2,3-cd)pyrene	193-39-5		U	190	95.0
Dibenzo(a,h)Anthracene	53-70-3		U	190	95.0
Benzo(g,h,i)Perylene	191-24-2		U	190	95.0

Analyte	% Recovery	Lower	Upper	Qual
2-Fluorophenol	43.6	25	121	
Phenol-d5	54.4	24	113	
Nitrobenzene-d5	45.7	23	120	
2-Fluorobiphenyl	60.7	30	115	
2,4,6-Tribromophenol	98.9	19	122	
p-Terphenyl-d14	90.7	18	137	

U This analyte was not detected in the sample.

Sample Number: L0304368-02
Client ID: SB-16/14'-16'
Matrix: Soil
Workgroup Number: WG138678
Collect Date: 16-APR-03

Prep Method: D2216-90
Analytical Method: D2216-90
Analyst: TMM
Dilution: 1
Units: weight %

Instrument: OVEN
Prep Date: 04/18/2003 13:55
Cal Date:
Run Date: 04/18/2003 13:55
File ID:

Analyte	CAS. Number	Result	Qual	RL	MDL
Percent Solids	10-02-6	86.8		1.00	1.00

Sample Number: L0304368-03
Client ID: SB-16/24'-26'
Matrix: Soil
Workgroup Number: WG139532
Collect Date: 16-APR-03
Sample Tag: 01

Prep Method: 3050B
Analytical Method: 6010B
Analyst: JYH
Dilution: 1
Units: mg/kg
Percent Solid: 85.0

Instrument: IRIS-ICP
Prep Date: 04/30/2003 07:30
Cal Date: 05/01/2003 10:13
Run Date: 05/01/2003 13:18
File ID: IR.050103.131800

Analyte	CAS. Number	Result	Qual	RL	MDL
Lead, Total	7439-92-1	20.8		6.00	0.600

0014

KEMRON ENVIRONMENTAL SERVICES

Report Number: L0304368
Report Date : May 2, 2003

Sample Number: L0304368-03
Client ID: SB-16/24'-26'
Matrix: Soil
Workgroup Number: WG138757
Collect Date: 16-APR-03

Prep Method: 5030B
Analytical Method: 8260B
Analyst: MES
Dilution: 100
Units: ug/kg
Percent Solid: 85.0

Instrument: HPMS10
Prep Date: 04/21/2003 16:44
Cal Date: 02/25/2003 16:59
Run Date: 04/21/2003 16:44
File ID: 10M22379

Analyte	CAS. Number	Result	Qual	RL	MDL
Acetone	67-64-1		U	11800	588
Benzene	71-43-2		U	588	58.8
Bromobenzene	108-86-1		U	588	58.8
Bromochloromethane	74-97-5		U	588	58.8
Bromodichloromethane	75-27-4		U	588	58.8
Bromoform	75-25-2		U	588	58.8
Bromomethane	74-83-9		U	1180	118
2-Butanone	78-93-3		U	11800	294
n-Butylbenzene	104-51-8	8080		588	58.8
sec-Butylbenzene	135-98-8	4670		588	58.8
tert-Butylbenzene	98-06-6	756		588	58.8
Carbon disulfide	75-15-0		U	588	58.8
Carbon tetrachloride	56-23-5		U	588	58.8
Chlorobenzene	108-90-7	1560		588	58.8
Chlorodibromomethane	124-48-1		U	588	58.8
Chloroethane	75-00-3		U	1180	118
2-Chloroethyl vinyl ether	110-75-8		U	1180	58.8
Chloroform	67-66-3		U	588	58.8
Chloromethane	74-87-3		U	1180	235
2-Chlorotoluene	95-49-8		U	588	58.8
4-Chlorotoluene	106-43-4		U	588	58.8
1,2-Dibromo-3-chloropropane	96-12-8		U	588	118
1,2-Dibromoethane	106-93-4		U	588	58.8
Dibromomethane	74-95-3		U	588	58.8
1,2-Dichlorobenzene	95-50-1	378	J	588	58.8
1,3-Dichlorobenzene	541-73-1	100	J	588	58.8
1,4-Dichlorobenzene	106-46-7	666		588	58.8
Dichlorodifluoromethane	75-71-8		U	1180	118
1,1-Dichloroethane	75-34-3		U	588	118
1,2-Dichloroethane	107-06-2		U	588	58.8
1,1-Dichloroethene	75-35-4		U	588	58.8
cis-1,2-Dichloroethene	156-59-2		U	588	58.8
trans-1,2-Dichloroethene	156-60-5		U	588	58.8
1,2-Dichloropropane	78-87-5		U	588	58.8
1,3-Dichloropropane	142-28-9		U	588	58.8
2,2-Dichloropropane	594-20-7		U	588	58.8
cis-1,3-Dichloropropene	10061-01-5		U	588	58.8
trans-1,3-Dichloropropene	10061-02-6		U	588	58.8
1,1-Dichloropropene	563-58-6		U	588	58.8
Ethylbenzene	100-41-4	374	J	588	58.8
2-Hexanone	591-78-6		U	1180	294
Hexachlorobutadiene	87-68-3		U	588	58.8
Isopropylbenzene	98-82-8	1790		588	58.8
p-Isopropyltoluene	99-87-6		U	588	58.8
4-Methyl-2-pentanone	108-10-1		U	1180	294
Methylene chloride	75-09-2		U	588	118
Naphthalene	91-20-3	232	J	1180	58.8
n-Propylbenzene	103-65-1	6600		588	58.8
Styrene	100-42-5		U	588	58.8
1,1,1,2-Tetrachloroethane	630-20-6		U	588	58.8
1,1,2,2-Tetrachloroethane	79-34-5		U	588	58.8
Tetrachloroethene	127-18-4		U	588	58.8
Toluene	108-88-3		U	588	58.8
1,2,3-Trichlorobenzene	87-61-6		U	588	58.8
1,2,4-Trichlorobenzene	120-82-1		U	588	58.8
1,1,1-Trichloroethane	71-55-6		U	588	58.8
1,1,2-Trichloroethane	79-00-5		U	588	58.8
Trichloroethene	79-01-6	134	J	588	58.8
Trichlorofluoromethane	75-69-4		U	1180	118

Report Number: L0304368
Report Date : May 2, 2003

Sample Number: L0304368-03
Client ID: SB-16/24'-26'
Matrix: Soil
Workgroup Number: WG138757
Collect Date: 16-APR-03

Prep Method: 5030B
Analytical Method: 8260B
Analyst: MES
Dilution: 100
Units: ug/kg
Percent Solid: 85.0

Instrument: HPMS10
Prep Date: 04/21/2003 16:44
Cal Date: 02/25/2003 16:59
Run Date: 04/21/2003 16:44
File ID: 10M22379

Analyte	CAS. Number	Result	Qual	RL	MDL
1,2,3-Trichloropropane	96-18-4		U	588	75.2
1,2,4-Trimethylbenzene	95-63-6	19200		588	58.8
1,3,5-Trimethylbenzene	108-67-8	1860		588	58.8
Vinyl acetate	108-05-4		U	1180	118
Vinyl chloride	75-01-4		U	1180	118
o-Xylene	95-47-6	124	J	588	58.8
m-,p-Xylene	136777-61-2	656		588	58.8

Analyte	% Recovery	Lower	Upper	Qual
Dibromofluoromethane	84.2	80	120	
1,2-Dichloroethane-d4	91.1	80	120	
Toluene-d8	86.3	81	117	
4-Bromofluorobenzene	166	74	121	*

J This compound was detected at a level above the method detection limit, but below the reporting limit.
U This analyte was not detected in the sample.

Sample Number: L0304368-03
Client ID: SB-16/24'-26'
Matrix: Soil
Workgroup Number: WG138912
Collect Date: 16-APR-03
Sample Tag: 01

Prep Method: 3550B
Analytical Method: 8270C
Analyst: CLK
Dilution: 1
Units: ug/kg
Percent Solid: 85.0

Instrument: HPMS5
Prep Date: 04/17/2003 18:20
Cal Date: 04/17/2003 17:12
Run Date: 04/22/2003 22:27
File ID: 5M25971

Analyte	CAS. Number	Result	Qual	RL	MDL
Phenol	108-95-2		U	193	96.7
Bis(2-Chloroethyl)ether	111-44-4		U	193	96.7
2-Chlorophenol	95-57-8		U	193	96.7
1,3-Dichlorobenzene	541-73-1		U	193	96.7
1,4-Dichlorobenzene	106-46-7		U	193	96.7
Benzyl alcohol	100-51-6		U	193	96.7
1,2-Dichlorobenzene	95-50-1		U	193	96.7
2-Methylphenol	95-48-7		U	193	96.7
3-,4-Methylphenol	106-44-5		U	193	96.7
bis(2-Chloroisopropyl)ether	108-60-1		U	193	96.7
N-Nitrosodipropylamine	621-64-7		U	193	96.7
Hexachloroethane	67-72-1		U	193	96.7
Nitrobenzene	98-95-3		U	193	96.7
Isophorone	78-59-1		U	193	96.7
2-Nitrophenol	88-75-5		U	193	96.7
2,4-Dimethylphenol	105-67-9		U	193	96.7
Benzoic acid	65-85-0		U	967	387
Bis(2-Chloroethoxy)Methane	111-91-1		U	193	96.7
2,4-Dichlorophenol	120-83-2		U	193	96.7
1,2,4-Trichlorobenzene	120-82-1		U	193	96.7
Naphthalene	91-20-3		U	193	96.7
4-Chloroaniline	106-47-8		U	193	96.7
Hexachlorobutadiene	87-68-3		U	193	96.7
4-Chloro-3-methylphenol	59-50-7		U	193	96.7
2-Methylnaphthalene	91-57-6		U	193	96.7
Hexachlorocyclopentadiene	77-47-4		U	193	96.7
2,4,6-Trichlorophenol	88-06-2		U	193	96.7
2,4,5-Trichlorophenol	95-95-4		U	193	96.7
2-Chloronaphthalene	91-58-7		U	193	96.7
[illegible]troaniline	88-74-4		U	967	387
Dimethylphthalate	131-11-3		U	193	96.7
Acenaphthylene	208-96-8		U	193	96.7

0017

Report Number: L0304368
Report Date : May 2, 2003

Sample Number: L0304368-03
Client ID: SB-16/24'-26'
Matrix: Soil
Workgroup Number: WG138912
Collect Date: 16-APR-03
Sample Tag: 01

Prep Method: 3550B
Analytical Method: 8270C
Analyst: CLK
Dilution: 1
Units: ug/kg
Percent Solid: 85.0

Instrument: HPMS5
Prep Date: 04/17/2003 18:20
Cal Date: 04/17/2003 17:12
Run Date: 04/22/2003 22:27
File ID: 5M25971

Analyte	CAS. Number	Result	Qual	RL	MDL
2,6-Dinitrotoluene	606-20-2		U	193	96.7
3-Nitroaniline	99-09-2		U	967	387
Acenaphthene	83-32-9	121	J	193	96.7
2,4-Dinitrophenol	51-28-5		U	967	387
4-Nitrophenol	100-02-7		U	967	387
Dibenzofuran	132-64-9		U	193	96.7
2,4-Dinitrotoluene	121-14-2		U	193	96.7
Diethylphthalate	84-66-2		U	193	96.7
4-Chlorophenyl-phenyl ether	7005-72-3		U	193	96.7
Fluorene	86-73-7		U	193	96.7
4-Nitroaniline	100-01-6		U	967	387
4,6-Dinitro-2-methylphenol	534-52-1		U	967	387
N-Nitrosodiphenylamine	86-30-6		U	193	96.7
4-Bromophenyl-phenylether	101-55-3		U	193	96.7
Hexachlorobenzene	118-74-1		U	193	96.7
Pentachlorophenol	87-86-5		U	967	387
Phenanthrene	85-01-8	953		193	96.7
Anthracene	120-12-7		U	193	96.7
Di-N-Butylphthalate	84-74-2		U	193	96.7
Fluoranthene	206-44-0	1130		193	96.7
Pyrene	129-00-0	1080		193	96.7
Butylbenzylphthalate	85-68-7		U	193	96.7
3,3'-Dichlorobenzidine	91-94-1		U	387	193
Benzo(a)anthracene	56-55-3	431		193	96.7
Chrysene	218-01-9	374		193	96.7
bis(2-Ethylhexyl)phthalate	117-81-7	103	J	193	96.7
Di-n-octylphthalate	117-84-0		U	193	96.7
Benzo(b)fluoranthene	205-99-2	644		193	96.7
Benzo(k)fluoranthene	207-08-9	182	J	193	96.7
Benzo(a)pyrene	50-32-8	361		193	96.7
Indeno(1,2,3-cd)pyrene	193-39-5	138	J	193	96.7
Dibenzo(a,h)Anthracene	53-70-3		U	193	96.7
Benzo(g,h,i)Perylene	191-24-2	161	J	193	96.7

Analyte	% Recovery	Lower	Upper	Qual
2-Fluorophenol	47.5	25	121	
Phenol-d5	53.0	24	113	
Nitrobenzene-d5	51.3	23	120	
2-Fluorobiphenyl	60.6	30	115	
2,4,6-Tribromophenol	93.3	19	122	
p-Terphenyl-d14	104	18	137	

J This compound was detected at a level above the method detection limit, but below the reporting limit.
U This analyte was not detected in the sample.

Sample Number: L0304368-03
Client ID: SB-16/24'-26'
Matrix: Soil
Workgroup Number: WG138678
Collect Date: 16-APR-03

Prep Method: D2216-90
Analytical Method: D2216-90
Analyst: TMM
Dilution: 1
Units: weight %

Instrument: OVEN
Prep Date: 04/18/2003 13:55
Cal Date:
Run Date: 04/18/2003 13:55
File ID:

Analyte	CAS. Number	Result	Qual	RL	MDL
Percent Solids	10-02-6	85.1		1.00	1.00

Report Number: L0304368
Report Date : May 2, 2003

Sample Number: L0304368-04
Client ID: SB-13/24-26'
Matrix: Soil
Workgroup Number: WG139532
Collect Date: 16-APR-03
Sample Tag: 01

Prep Method: 3050B
Analytical Method: 6010B
Analyst: JYH
Dilution: 1
Units: mg/kg
Percent Solid: 85.4

Instrument: IRIS-ICP
Prep Date: 04/30/2003 07:30
Cal Date: 05/01/2003 10:13
Run Date: 05/01/2003 13:23
File ID: IR.050103.132300

Analyte	CAS. Number	Result	Qual	RL	MDL
Lead, Total	7439-92-1	16.2		5.97	0.597

Sample Number: L0304368-04
Client ID: SB-13/24-26'
Matrix: Soil
Workgroup Number: WG138568
Collect Date: 16-APR-03

Prep Method: 5030B
Analytical Method: 8260B
Analyst: MES
Dilution: 5
Units: ug/kg
Percent Solid: 85.4

Instrument: HPMS9
Prep Date: 04/17/2003 18:25
Cal Date: 03/14/2003 17:45
Run Date: 04/17/2003 18:25
File ID: 9M24286

Analyte	CAS. Number	Result	Qual	RL	MDL
Acetone	67-64-1		U	585	29.3
Benzene	71-43-2		U	29.3	2.93
Bromobenzene	108-86-1		U	29.3	2.93
Bromochloromethane	74-97-5		U	29.3	2.93
Bromodichloromethane	75-27-4		U	29.3	2.93
Bromoform	75-25-2		U	29.3	2.93
Bromomethane	74-83-9		U	58.5	5.85
2-Butanone	78-93-3		U	585	14.6
n-Butylbenzene	104-51-8	54.5		29.3	2.93
sec-Butylbenzene	135-98-8	97.7		29.3	2.93
tert-Butylbenzene	98-06-6	144		29.3	2.93
Carbon disulfide	75-15-0		U	29.3	2.93
Carbon tetrachloride	56-23-5		U	29.3	2.93
Chlorobenzene	108-90-7		U	29.3	2.93
Chlorodibromomethane	124-48-1		U	29.3	2.93
Chloroethane	75-00-3		U	58.5	5.85
2-Chloroethyl vinyl ether	110-75-8		U	58.5	2.93
Chloroform	67-66-3	22.2	J	29.3	2.93
Chloromethane	74-87-3		U	58.5	11.7
2-Chlorotoluene	95-49-8		U	29.3	2.93
4-Chlorotoluene	106-43-4		U	29.3	2.93
1,2-Dibromo-3-chloropropane	96-12-8		U	29.3	5.85
1,2-Dibromoethane	106-93-4		U	29.3	2.93
Dibromomethane	74-95-3		U	29.3	2.93
1,2-Dichlorobenzene	95-50-1		U	29.3	2.93
1,3-Dichlorobenzene	541-73-1		U	29.3	2.93
1,4-Dichlorobenzene	106-46-7		U	29.3	2.93
Dichlorodifluoromethane	75-71-8		U	58.5	5.85
1,1-Dichloroethane	75-34-3		U	29.3	5.85
1,2-Dichloroethane	107-06-2		U	29.3	2.93
1,1-Dichloroethene	75-35-4		U	29.3	2.93
cis-1,2-Dichloroethene	156-59-2		U	29.3	2.93
trans-1,2-Dichloroethene	156-60-5		U	29.3	2.93
1,2-Dichloropropane	78-87-5		U	29.3	2.93
1,3-Dichloropropane	142-28-9		U	29.3	2.93
2,2-Dichloropropane	594-20-7		U	29.3	2.93
cis-1,3-Dichloropropene	10061-01-5		U	29.3	2.93
trans-1,3-Dichloropropene	10061-02-6		U	29.3	2.93
1,1-Dichloropropene	563-58-6		U	29.3	2.93
Ethylbenzene	100-41-4		U	29.3	2.93
2-Hexanone	591-78-6		U	58.5	14.6
Hexachlorobutadiene	87-68-3		U	29.3	2.93

Sample Number: L0304368-04
Client ID: SB-13/24-26'
Matrix: Soil
Workgroup Number: WG138568
Collect Date: 16-APR-03

Prep Method: 5030B
Analytical Method: 8260B
Analyst: MES
Dilution: 5
Units: ug/kg
Percent Solid: 85.4

Instrument: HPMS9
Prep Date: 04/17/2003 18:25
Cal Date: 03/14/2003 17:45
Run Date: 04/17/2003 18:25
File ID: 9M24286

Analyte	CAS. Number	Result	Qual	RL	MDL
Isopropylbenzene	98-82-8		U	29.3	2.93
p-Isopropyltoluene	99-87-6		U	29.3	2.93
4-Methyl-2-pentanone	108-10-1		U	58.5	14.6
Methylene chloride	75-09-2	10.3	J	29.3	5.85
Naphthalene	91-20-3		U	58.5	2.93
n-Propylbenzene	103-65-1		U	29.3	2.93
Styrene	100-42-5		U	29.3	2.93
1,1,1,2-Tetrachloroethane	630-20-6		U	29.3	2.93
1,1,2,2-Tetrachloroethane	79-34-5		U	29.3	2.93
Tetrachloroethene	127-18-4		U	29.3	2.93
Toluene	108-88-3		U	29.3	2.93
1,2,3-Trichlorobenzene	87-61-6		U	29.3	2.93
1,2,4-Trichlorobenzene	120-82-1		U	29.3	2.93
1,1,1-Trichloroethane	71-55-6		U	29.3	2.93
1,1,2-Trichloroethane	79-00-5		U	29.3	2.93
Trichloroethene	79-01-6		U	29.3	2.93
Trichlorofluoromethane	75-69-4		U	58.5	5.85
1,2,3-Trichloropropane	96-18-4		U	29.3	3.75
1,2,4-Trimethylbenzene	95-63-6		U	29.3	2.93
1,3,5-Trimethylbenzene	108-67-8		U	29.3	2.93
Vinyl acetate	108-05-4		U	58.5	5.85
Vinyl chloride	75-01-4		U	58.5	5.85
o-Xylene	95-47-6		U	29.3	2.93
m-,p-Xylene	136777-61-2		U	29.3	2.93

Analyte	% Recovery	Lower	Upper	Qual
Dibromofluoromethane	100	80	120	
1,2-Dichloroethane-d4	104	80	120	
Toluene-d8	113	81	117	
4-Bromofluorobenzene	552	74	121	*

J This compound was detected at a level above the method detection limit, but below the reporting limit.
U This analyte was not detected in the sample.

Sample Number: L0304368-04
Client ID: SB-13/24-26'
Matrix: Soil
Workgroup Number: WG138912
Collect Date: 16-APR-03
Sample Tag: 01

Prep Method: 3550B
Analytical Method: 8270C
Analyst: CLK
Dilution: 1
Units: ug/kg
Percent Solid: 85.4

Instrument: HPMS5
Prep Date: 04/17/2003 18:20
Cal Date: 04/17/2003 17:12
Run Date: 04/22/2003 16:11
File ID: 5M25959

Analyte	CAS. Number	Result	Qual	RL	MDL
Phenol	108-95-2		U	193	96.4
Bis(2-Chloroethyl)ether	111-44-4		U	193	96.4
2-Chlorophenol	95-57-8		U	193	96.4
1,3-Dichlorobenzene	541-73-1		U	193	96.4
1,4-Dichlorobenzene	106-46-7		U	193	96.4
Benzyl alcohol	100-51-6		U	193	96.4
1,2-Dichlorobenzene	95-50-1		U	193	96.4
2-Methylphenol	95-48-7		U	193	96.4
3-,4-Methylphenol	106-44-5		U	193	96.4
bis(2-Chloroisopropyl)ether	108-60-1		U	193	96.4
N-Nitrosodipropylamine	621-64-7		U	193	96.4
Hexachloroethane	67-72-1		U	193	96.4
Nitrobenzene	98-95-3		U	193	96.4
Isophorone	78-59-1		U	193	96.4
2-Nitrophenol	88-75-5		U	193	96.4

KEMRON ENVIRONMENTAL SERVICES

Report Number: L0304368
Report Date : May 2, 2003

Sample Number: L0304368-04
Client ID: SB-13/24-26'
Matrix: Soil
Workgroup Number: WG138912
Collect Date: 16-APR-03
Sample Tag: 01

Prep Method: 3550B
Analytical Method: 8270C
Analyst: CLK
Dilution: 1
Units: ug/kg
Percent Solid: 85.4

Instrument: HPMS5
Prep Date: 04/17/2003 18:20
Cal Date: 04/17/2003 17:12
Run Date: 04/22/2003 16:11
File ID: 5M25959

Analyte	CAS. Number	Result	Qual	RL	MDL
2,4-Dimethylphenol	105-67-9		U	193	96.4
Benzoic acid	65-85-0		U	964	386
Bis(2-Chloroethoxy)Methane	111-91-1		U	193	96.4
2,4-Dichlorophenol	120-83-2		U	193	96.4
1,2,4-Trichlorobenzene	120-82-1		U	193	96.4
Naphthalene	91-20-3		U	193	96.4
4-Chloroaniline	106-47-8		U	193	96.4
Hexachlorobutadiene	87-68-3		U	193	96.4
4-Chloro-3-methylphenol	59-50-7		U	193	96.4
2-Methylnaphthalene	91-57-6		U	193	96.4
Hexachlorocyclopentadiene	77-47-4		U	193	96.4
2,4,6-Trichlorophenol	88-06-2		U	193	96.4
2,4,5-Trichlorophenol	95-95-4		U	193	96.4
2-Chloronaphthalene	91-58-7		U	193	96.4
2-Nitroaniline	88-74-4		U	964	386
Dimethylphthalate	131-11-3		U	193	96.4
Acenaphthylene	208-96-8		U	193	96.4
2,6-Dinitrotoluene	606-20-2		U	193	96.4
3-Nitroaniline	99-09-2		U	964	386
Acenaphthene	83-32-9		U	193	96.4
2,4-Dinitrophenol	51-28-5		U	964	386
4-Nitrophenol	100-02-7		U	964	386
Dibenzofuran	132-64-9		U	193	96.4
2,4-Dinitrotoluene	121-14-2		U	193	96.4
Diethylphthalate	84-66-2		U	193	96.4
4-Chlorophenyl-phenyl ether	7005-72-3		U	193	96.4
Fluorene	86-73-7		U	193	96.4
4-Nitroaniline	100-01-6		U	964	386
4,6-Dinitro-2-methylphenol	534-52-1		U	964	386
N-Nitrosodiphenylamine	86-30-6		U	193	96.4
4-Bromophenyl-phenylether	101-55-3		U	193	96.4
Hexachlorobenzene	118-74-1		U	193	96.4
Pentachlorophenol	87-86-5		U	964	386
Phenanthrene	85-01-8		U	193	96.4
Anthracene	120-12-7		U	193	96.4
Di-N-Butylphthalate	84-74-2		U	193	96.4
Fluoranthene	206-44-0		U	193	96.4
Pyrene	129-00-0		U	193	96.4
Butylbenzylphthalate	85-68-7		U	193	96.4
3,3'-Dichlorobenzidine	91-94-1		U	386	193
Benzo(a)anthracene	56-55-3		U	193	96.4
Chrysene	218-01-9		U	193	96.4
bis(2-Ethylhexyl)phthalate	117-81-7		U	193	96.4
Di-n-octylphthalate	117-84-0		U	193	96.4
Benzo(b)fluoranthene	205-99-2		U	193	96.4
Benzo(k)fluoranthene	207-08-9		U	193	96.4
Benzo(a)pyrene	50-32-8		U	193	96.4
Indeno(1,2,3-cd)pyrene	193-39-5		U	193	96.4
Dibenzo(a,h)Anthracene	53-70-3		U	193	96.4
Benzo(g,h,i)Perylene	191-24-2		U	193	96.4

Analyte	% Recovery	Lower	Upper	Qual
2-Fluorophenol	40.0	25	121	
Phenol-d5	44.8	24	113	
Nitrobenzene-d5	35.4	23	120	
2-Fluorobiphenyl	47.2	30	115	
2,4,6-Tribromophenol	77.2	19	122	
Terphenyl-d14	78.1	18	137	

U This analyte was not detected in the sample.

05559

Report Number: L0304368
Report Date : May 2, 2003

Sample Number: L0304368-04
Client ID: SB-13/24-26'
Matrix: Soil
Workgroup Number: WG138678
Collect Date: 16-APR-03

Prep Method: D2216-90
Analytical Method: D2216-90
Analyst: TMM
Dilution: 1
Units: weight %

Instrument: OVEN
Prep Date: 04/18/2003 13:55
Cal Date:
Run Date: 04/18/2003 13:55
File ID:

Analyte	CAS. Number	Result	Qual	RL	MDL
Percent Solids	10-02-6	85.4		1.00	1.00

Sample Number: L0304368-05
Client ID: SB-13/5'-7'
Matrix: Soil
Workgroup Number: WG139532
Collect Date: 16-APR-03
Sample Tag: 01

Prep Method: 3050B
Analytical Method: 6010B
Analyst: JYH
Dilution: 1
Units: mg/kg
Percent Solid: 90.6

Instrument: IRIS-ICP
Prep Date: 04/30/2003 07:30
Cal Date: 05/01/2003 10:13
Run Date: 05/01/2003 12:15
File ID: IR.050103.121500

Analyte	CAS. Number	Result	Qual	RL	MDL
Lead, Total	7439-92-1	21.0		5.81	0.581

Sample Number: L0304368-05
Client ID: SB-13/5'-7'
Matrix: Soil
Workgroup Number: WG138568
Collect Date: 16-APR-03

Prep Method: 5030B
Analytical Method: 8260B
Analyst: MES
Dilution: 1
Units: ug/kg
Percent Solid: 90.6

Instrument: HPMS9
Prep Date: 04/17/2003 16:17
Cal Date: 03/14/2003 17:45
Run Date: 04/17/2003 16:17
File ID: 9M24282

Analyte	CAS. Number	Result	Qual	RL	MDL
Acetone	67-64-1		U	110	5.52
Benzene	71-43-2		U	5.52	0.552
Bromobenzene	108-86-1		U	5.52	0.552
Bromochloromethane	74-97-5		U	5.52	0.552
Bromodichloromethane	75-27-4		U	5.52	0.552
Bromoform	75-25-2		U	5.52	0.552
Bromomethane	74-83-9		U	11.0	1.10
2-Butanone	78-93-3		U	110	2.76
n-Butylbenzene	104-51-8		U	5.52	0.552
sec-Butylbenzene	135-98-8		U	5.52	0.552
tert-Butylbenzene	98-06-6		U	5.52	0.552
Carbon disulfide	75-15-0		U	5.52	0.552
Carbon tetrachloride	56-23-5		U	5.52	0.552
Chlorobenzene	108-90-7		U	5.52	0.552
Chlorodibromomethane	124-48-1		U	5.52	0.552
Chloroethane	75-00-3		U	11.0	1.10
2-Chloroethyl vinyl ether	110-75-8		U	11.0	0.552
Chloroform	67-66-3		U	5.52	0.552
Chloromethane	74-87-3		U	11.0	2.21
2-Chlorotoluene	95-49-8		U	5.52	0.552
4-Chlorotoluene	106-43-4		U	5.52	0.552
1,2-Dibromo-3-chloropropane	96-12-8		U	5.52	1.10
1,2-Dibromoethane	106-93-4		U	5.52	0.552
Dibromomethane	74-95-3		U	5.52	0.552
1,2-Dichlorobenzene	95-50-1		U	5.52	0.552
1,3-Dichlorobenzene	541-73-1		U	5.52	0.552

KEMRON ENVIRONMENTAL SERVICES

Report Number: L0304368
Report Date : May 2, 2003

Sample Number: L0304368-05
Client ID: SB-13/5'-7'
Matrix: Soil
Workgroup Number: WG138568
Collect Date: 16-APR-03

Prep Method: 5030B
Analytical Method: 8260B
Analyst: MES
Dilution: 1
Units: ug/kg
Percent Solid: 90.6

Instrument: HPMS9
Prep Date: 04/17/2003 16:17
Cal Date: 03/14/2003 17:45
Run Date: 04/17/2003 16:17
File ID: 9M24282

Analyte	CAS. Number	Result	Qual	RL	MDL
1,4-Dichlorobenzene	106-46-7		U	5.52	0.552
Dichlorodifluoromethane	75-71-8		U	11.0	1.10
1,1-Dichloroethane	75-34-3		U	5.52	1.10
1,2-Dichloroethane	107-06-2		U	5.52	0.552
1,1-Dichloroethene	75-35-4		U	5.52	0.552
cis-1,2-Dichloroethene	156-59-2		U	5.52	0.552
trans-1,2-Dichloroethene	156-60-5		U	5.52	0.552
1,2-Dichloropropane	78-87-5		U	5.52	0.552
1,3-Dichloropropane	142-28-9		U	5.52	0.552
2,2-Dichloropropane	594-20-7		U	5.52	0.552
cis-1,3-Dichloropropene	10061-01-5		U	5.52	0.552
trans-1,3-Dichloropropene	10061-02-6		U	5.52	0.552
1,1-Dichloropropene	563-58-6		U	5.52	0.552
Ethylbenzene	100-41-4		U	5.52	0.552
2-Hexanone	591-78-6		U	11.0	2.76
Hexachlorobutadiene	87-68-3		U	5.52	0.552
Isopropylbenzene	98-82-8		U	5.52	0.552
p-Isopropyltoluene	99-87-6		U	5.52	0.552
4-Methyl-2-pentanone	108-10-1		U	11.0	2.76
Methylene chloride	75-09-2	2.02	J	5.52	1.10
Naphthalene	91-20-3		U	11.0	0.552
n-Propylbenzene	103-65-1		U	5.52	0.552
Styrene	100-42-5		U	5.52	0.552
1,1,1,2-Tetrachloroethane	630-20-6		U	5.52	0.552
1,1,2,2-Tetrachloroethane	79-34-5		U	5.52	0.552
Tetrachloroethene	127-18-4		U	5.52	0.552
Toluene	108-88-3		U	5.52	0.552
1,2,3-Trichlorobenzene	87-61-6		U	5.52	0.552
1,2,4-Trichlorobenzene	120-82-1		U	5.52	0.552
1,1,1-Trichloroethane	71-55-6		U	5.52	0.552
1,1,2-Trichloroethane	79-00-5		U	5.52	0.552
Trichloroethene	79-01-6	13.3		5.52	0.552
Trichlorofluoromethane	75-69-4		U	11.0	1.10
1,2,3-Trichloropropane	96-18-4		U	5.52	0.706
1,2,4-Trimethylbenzene	95-63-6		U	5.52	0.552
1,3,5-Trimethylbenzene	108-67-8		U	5.52	0.552
Vinyl acetate	108-05-4		U	11.0	1.10
Vinyl chloride	75-01-4		U	11.0	1.10
o-Xylene	95-47-6		U	5.52	0.552
m-,p-Xylene	136777-61-2		U	5.52	0.552

Analyte	% Recovery	Lower	Upper	Qual
Dibromofluoromethane	102	80	120	
1,2-Dichloroethane-d4	98.2	80	120	
Toluene-d8	107	81	117	
4-Bromofluorobenzene	101	74	121	

J This compound was detected at a level above the method detection limit, but below the reporting limit.
U This analyte was not detected in the sample.

00023

KEMRON ENVIRONMENTAL SERVICES

Report Number: L0304368
Report Date : May 2, 2003

Sample Number: L0304368-05
Client ID: SB-13/5'-7'
Matrix: Soil
Workgroup Number: WG138912
Collect Date: 16-APR-03
Sample Tag: 01

Prep Method: 3550B
Analytical Method: 8270C
Analyst: CLK
Dilution: 1
Units: ug/kg
Percent Solid: 90.6

Instrument: HPMS5
Prep Date: 04/17/2003 18:20
Cal Date: 04/17/2003 17:12
Run Date: 04/22/2003 16:42
File ID: 5M25960

Analyte	CAS. Number	Result	Qual	RL	MDL
Phenol	108-95-2		U	182	90.8
Bis(2-Chloroethyl)ether	111-44-4		U	182	90.8
2-Chlorophenol	95-57-8		U	182	90.8
1,3-Dichlorobenzene	541-73-1		U	182	90.8
1,4-Dichlorobenzene	106-46-7		U	182	90.8
Benzyl alcohol	100-51-6		U	182	90.8
1,2-Dichlorobenzene	95-50-1		U	182	90.8
2-Methylphenol	95-48-7		U	182	90.8
3-,4-Methylphenol	106-44-5		U	182	90.8
bis(2-Chloroisopropyl)ether	108-60-1		U	182	90.8
N-Nitrosodipropylamine	621-64-7		U	182	90.8
Hexachloroethane	67-72-1		U	182	90.8
Nitrobenzene	98-95-3		U	182	90.8
Isophorone	78-59-1		U	182	90.8
2-Nitrophenol	88-75-5		U	182	90.8
2,4-Dimethylphenol	105-67-9		U	182	90.8
Benzoic acid	65-85-0		U	908	363
Bis(2-Chloroethoxy)Methane	111-91-1		U	182	90.8
2,4-Dichlorophenol	120-83-2		U	182	90.8
1,2,4-Trichlorobenzene	120-82-1		U	182	90.8
Naphthalene	91-20-3		U	182	90.8
4-Chloroaniline	106-47-8		U	182	90.8
Hexachlorobutadiene	87-68-3		U	182	90.8
4-Chloro-3-methylphenol	59-50-7		U	182	90.8
2-Methylnaphthalene	91-57-6		U	182	90.8
Hexachlorocyclopentadiene	77-47-4		U	182	90.8
2,4,6-Trichlorophenol	88-06-2		U	182	90.8
2,4,5-Trichlorophenol	95-95-4		U	182	90.8
2-Chloronaphthalene	91-58-7		U	182	90.8
2-Nitroaniline	88-74-4		U	908	363
Dimethylphthalate	131-11-3		U	182	90.8
Acenaphthylene	208-96-8		U	182	90.8
2,6-Dinitrotoluene	606-20-2		U	182	90.8
3-Nitroaniline	99-09-2		U	908	363
Acenaphthene	83-32-9		U	182	90.8
2,4-Dinitrophenol	51-28-5		U	908	363
4-Nitrophenol	100-02-7		U	908	363
Dibenzofuran	132-64-9		U	182	90.8
2,4-Dinitrotoluene	121-14-2		U	182	90.8
Diethylphthalate	84-66-2		U	182	90.8
4-Chlorophenyl-phenyl ether	7005-72-3		U	182	90.8
Fluorene	86-73-7		U	182	90.8
4-Nitroaniline	100-01-6		U	908	363
4,6-Dinitro-2-methylphenol	534-52-1		U	908	363
N-Nitrosodiphenylamine	86-30-6		U	182	90.8
4-Bromophenyl-phenylether	101-55-3		U	182	90.8
Hexachlorobenzene	118-74-1		U	182	90.8
Pentachlorophenol	87-86-5		U	908	363
Phenanthrene	85-01-8		U	182	90.8
Anthracene	120-12-7		U	182	90.8
Di-N-Butylphthalate	84-74-2		U	182	90.8
Fluoranthene	206-44-0		U	182	90.8
Pyrene	129-00-0		U	182	90.8
Butylbenzylphthalate	85-68-7		U	182	90.8
3,3'-Dichlorobenzidine	91-94-1		U	363	182
Benzo(a)anthracene	56-55-3		U	182	90.8
Chrysene	218-01-9		U	182	90.8
bis(2-Ethylhexyl)phthalate	117-81-7		U	182	90.8
Di-n-octylphthalate	117-84-0		U	182	90.8

0056

Report Number: L0304368
Report Date : May 2, 2003

Sample Number: L0304368-05
Client ID: SB-13/5'-7'
Matrix: Soil
Workgroup Number: WG138912
Collect Date: 16-APR-03
Sample Tag: 01

Prep Method: 3550B
Analytical Method: 8270C
Analyst: CLK
Dilution: 1
Units: ug/kg
Percent Solid: 90.6

Instrument: HPMS5
Prep Date: 04/17/2003 18:20
Cal Date: 04/17/2003 17:12
Run Date: 04/22/2003 16:42
File ID: 5M25960

Analyte	CAS. Number	Result	Qual	RL	MDL
Benzo(b)fluoranthene	205-99-2		U	182	90.8
Benzo(k)fluoranthene	207-08-9		U	182	90.8
Benzo(a)pyrene	50-32-8		U	182	90.8
Indeno(1,2,3-cd)pyrene	193-39-5		U	182	90.8
Dibenzo(a,h)Anthracene	53-70-3		U	182	90.8
Benzo(g,h,i)Perylene	191-24-2		U	182	90.8

Analyte	% Recovery	Lower	Upper	Qual
2-Fluorophenol	48.5	25	121	
Phenol-d5	54.0	24	113	
Nitrobenzene-d5	43.0	23	120	
2-Fluorobiphenyl	54.8	30	115	
2,4,6-Tribromophenol	58.3	19	122	
p-Terphenyl-d14	84.4	18	137	

U This analyte was not detected in the sample.

Sample Number: L0304368-05
Client ID: SB-13/5'-7'
Matrix: Soil
Workgroup Number: WG138678
Collect Date: 16-APR-03

Prep Method: D2216-90
Analytical Method: D2216-90
Analyst: TMM
Dilution: 1
Units: weight %

Instrument: OVEN
Prep Date: 04/18/2003 13:55
Cal Date:
Run Date: 04/18/2003 13:55
File ID:

Analyte	CAS. Number	Result	Qual	RL	MDL
Percent Solids	10-02-6	90.6		1.00	1.00

Sample Number: L0304368-06
Client ID: SB-37/23'-26'
Matrix: Soil
Workgroup Number: WG139532
Collect Date: 16-APR-03
Sample Tag: 01

Prep Method: 3050B
Analytical Method: 6010B
Analyst: JYH
Dilution: 1
Units: mg/kg
Percent Solid: 89.6

Instrument: IRIS-ICP
Prep Date: 04/30/2003 07:30
Cal Date: 05/01/2003 10:13
Run Date: 05/01/2003 13:52
File ID: IR.050103.135200

Analyte	CAS. Number	Result	Qual	RL	MDL
Lead, Total	7439-92-1	15.6		5.53	0.553

0024

Report Number: L0304368
Report Date : May 2, 2003

Sample Number: L0304368-06
Client ID: SB-37/23'-26'
Matrix: Soil
Workgroup Number: WG138757
Collect Date: 16-APR-03

Prep Method: 5030B
Analytical Method: 8260B
Analyst: MES
Dilution: 100
Units: ug/kg
Percent Solid: 89.6

Instrument: HPMS10
Prep Date: 04/21/2003 17:15
Cal Date: 02/25/2003 16:59
Run Date: 04/21/2003 17:15
File ID: 10M22380

Analyte	CAS. Number	Result	Qual	RL	MDL
Acetone	67-64-1		U	11200	558
Benzene	71-43-2		U	558	55.8
Bromobenzene	108-86-1		U	558	55.8
Bromochloromethane	74-97-5		U	558	55.8
Bromodichloromethane	75-27-4		U	558	55.8
Bromoform	75-25-2		U	558	55.8
Bromomethane	74-83-9		U	1120	112
2-Butanone	78-93-3		U	11200	279
n-Butylbenzene	104-51-8	2420		558	55.8
sec-Butylbenzene	135-98-8	1080		558	55.8
tert-Butylbenzene	98-06-6	287	J	558	55.8
Carbon disulfide	75-15-0		U	558	55.8
Carbon tetrachloride	56-23-5		U	558	55.8
Chlorobenzene	108-90-7	288	J	558	55.8
Chlorodibromomethane	124-48-1		U	558	55.8
Chloroethane	75-00-3		U	1120	112
2-Chloroethyl vinyl ether	110-75-8		U	1120	55.8
Chloroform	67-66-3		U	558	55.8
Chloromethane	74-87-3		U	1120	223
2-Chlorotoluene	95-49-8		U	558	55.8
4-Chlorotoluene	106-43-4		U	558	55.8
1,2-Dibromo-3-chloropropane	96-12-8		U	558	112
1,2-Dibromoethane	106-93-4		U	558	55.8
Dibromomethane	74-95-3		U	558	55.8
1,2-Dichlorobenzene	95-50-1	192	J	558	55.8
1,3-Dichlorobenzene	541-73-1	116	J	558	55.8
1,4-Dichlorobenzene	106-46-7	743		558	55.8
Dichlorodifluoromethane	75-71-8		U	1120	112
1,1-Dichloroethane	75-34-3		U	558	112
1,2-Dichloroethane	107-06-2		U	558	55.8
1,1-Dichloroethene	75-35-4		U	558	55.8
cis-1,2-Dichloroethene	156-59-2		U	558	55.8
trans-1,2-Dichloroethene	156-60-5		U	558	55.8
1,2-Dichloropropane	78-87-5		U	558	55.8
1,3-Dichloropropane	142-28-9		U	558	55.8
2,2-Dichloropropane	594-20-7		U	558	55.8
cis-1,3-Dichloropropene	10061-01-5		U	558	55.8
trans-1,3-Dichloropropene	10061-02-6		U	558	55.8
1,1-Dichloropropene	563-58-6		U	558	55.8
Ethylbenzene	100-41-4	151	J	558	55.8
2-Hexanone	591-78-6		U	1120	279
Hexachlorobutadiene	87-68-3		U	558	55.8
Isopropylbenzene	98-82-8	387	J	558	55.8
p-Isopropyltoluene	99-87-6		U	558	55.8
4-Methyl-2-pentanone	108-10-1		U	1120	279
Methylene chloride	75-09-2		U	558	112
Naphthalene	91-20-3	142	J	1120	55.8
n-Propylbenzene	103-65-1	1450		558	55.8
Styrene	100-42-5		U	558	55.8
1,1,1,2-Tetrachloroethane	630-20-6		U	558	55.8
1,1,2,2-Tetrachloroethane	79-34-5		U	558	55.8
Tetrachloroethene	127-18-4		U	558	55.8
Toluene	108-88-3		U	558	55.8
1,2,3-Trichlorobenzene	87-61-6		U	558	55.8
1,2,4-Trichlorobenzene	120-82-1		U	558	55.8
1,1,1-Trichloroethane	71-55-6		U	558	55.8
1,1,2-Trichloroethane	79-00-5		U	558	55.8
Trichloroethene	79-01-6		U	558	55.8
Trichlorofluoromethane	75-69-4		U	1120	112

L0304368

Sample Number: L0304368-06
Client ID: SB-37/23'-26'
Matrix: Soil
Workgroup Number: WG138757
Collect Date: 16-APR-03

Prep Method: 5030B
Analytical Method: 8260B
Analyst: MES
Dilution: 100
Units: ug/kg
Percent Solid: 89.6

Instrument: HPMS10
Prep Date: 04/21/2003 17:15
Cal Date: 02/25/2003 16:59
Run Date: 04/21/2003 17:15
File ID: 10M22380

Analyte	CAS. Number	Result	Qual	RL	MDL
1,2,3-Trichloropropane	96-18-4		U	558	71.5
1,2,4-Trimethylbenzene	95-63-6	16600		558	55.8
1,3,5-Trimethylbenzene	108-67-8	728		558	55.8
Vinyl acetate	108-05-4		U	1120	112
Vinyl chloride	75-01-4		U	1120	112
o-Xylene	95-47-6	72.3	J	558	55.8
m-,p-Xylene	136777-61-2	247	J	558	55.8

Analyte	% Recovery	Lower	Upper	Qual
Dibromofluoromethane	86.8	80	120	
1,2-Dichloroethane-d4	90.8	80	120	
Toluene-d8	87.5	81	117	
4-Bromofluorobenzene	119	74	121	

J This compound was detected at a level above the method detection limit, but below the reporting limit.
U This analyte was not detected in the sample.

Sample Number: L0304368-06
Client ID: SB-37/23'-26'
Matrix: Soil
Workgroup Number: WG138912
Collect Date: 16-APR-03
Sample Tag: 01

Prep Method: 3550B
Analytical Method: 8270C
Analyst: CLK
Dilution: 1
Units: ug/kg
Percent Solid: 89.6

Instrument: HPMS5
Prep Date: 04/17/2003 18:20
Cal Date: 04/17/2003 17:12
Run Date: 04/22/2003 21:56
File ID: 5M25970

Analyte	CAS. Number	Result	Qual	RL	MDL
Phenol	108-95-2		U	184	91.8
Bis(2-Chloroethyl)ether	111-44-4		U	184	91.8
2-Chlorophenol	95-57-8		U	184	91.8
1,3-Dichlorobenzene	541-73-1		U	184	91.8
1,4-Dichlorobenzene	106-46-7	325		184	91.8
Benzyl alcohol	100-51-6		U	184	91.8
1,2-Dichlorobenzene	95-50-1		U	184	91.8
2-Methylphenol	95-48-7		U	184	91.8
3-,4-Methylphenol	106-44-5		U	184	91.8
bis(2-Chloroisopropyl)ether	108-60-1		U	184	91.8
N-Nitrosodipropylamine	621-64-7		U	184	91.8
Hexachloroethane	67-72-1		U	184	91.8
Nitrobenzene	98-95-3		U	184	91.8
Isophorone	78-59-1		U	184	91.8
2-Nitrophenol	88-75-5		U	184	91.8
2,4-Dimethylphenol	105-67-9		U	184	91.8
Benzoic acid	65-85-0		U	918	367
Bis(2-Chloroethoxy)Methane	111-91-1		U	184	91.8
2,4-Dichlorophenol	120-83-2		U	184	91.8
1,2,4-Trichlorobenzene	120-82-1		U	184	91.8
Naphthalene	91-20-3		U	184	91.8
4-Chloroaniline	106-47-8		U	184	91.8
Hexachlorobutadiene	87-68-3		U	184	91.8
4-Chloro-3-methylphenol	59-50-7		U	184	91.8
2-Methylnaphthalene	91-57-6	609		184	91.8
Hexachlorocyclopentadiene	77-47-4		U	184	91.8
2,4,6-Trichlorophenol	88-06-2		U	184	91.8
2,4,5-Trichlorophenol	95-95-4		U	184	91.8
2-Chloronaphthalene	91-58-7		U	184	91.8
2-Nitroaniline	88-74-4		U	918	367
[illegible]thylphthalate	131-11-3		U	184	91.8
Acenaphthylene	208-96-8		U	184	91.8
2,6-Dinitrotoluene	606-20-2		U	184	91.8

Report Number: L0304368
Report Date : May 2, 2003

Sample Number: L0304368-06
Client ID: SB-37/23'-26'
Matrix: Soil
Workgroup Number: WG138912
Collect Date: 16-APR-03
Sample Tag: 01

Prep Method: 3550B
Analytical Method: 8270C
Analyst: CLK
Dilution: 1
Units: ug/kg
Percent Solid: 89.6

Instrument: HPMS5
Prep Date: 04/17/2003 18:20
Cal Date: 04/17/2003 17:12
Run Date: 04/22/2003 21:56
File ID: 5M25970

Analyte	CAS. Number	Result	Qual	RL	MDL
3-Nitroaniline	99-09-2		U	918	367
Acenaphthene	83-32-9		U	184	91.8
2,4-Dinitrophenol	51-28-5		U	918	367
4-Nitrophenol	100-02-7		U	918	367
Dibenzofuran	132-64-9		U	184	91.8
2,4-Dinitrotoluene	121-14-2		U	184	91.8
Diethylphthalate	84-66-2		U	184	91.8
4-Chlorophenyl-phenyl ether	7005-72-3		U	184	91.8
Fluorene	86-73-7		U	184	91.8
4-Nitroaniline	100-01-6		U	918	367
4,6-Dinitro-2-methylphenol	534-52-1		U	918	367
N-Nitrosodiphenylamine	86-30-6		U	184	91.8
4-Bromophenyl-phenylether	101-55-3		U	184	91.8
Hexachlorobenzene	118-74-1		U	184	91.8
Pentachlorophenol	87-86-5		U	918	367
Phenanthrene	85-01-8	1020		184	91.8
Anthracene	120-12-7		U	184	91.8
Di-N-Butylphthalate	84-74-2		U	184	91.8
Fluoranthene	206-44-0		U	184	91.8
Pyrene	129-00-0	144	J	184	91.8
Butylbenzylphthalate	85-68-7		U	184	91.8
3,3'-Dichlorobenzidine	91-94-1		U	367	184
Benzo(a)anthracene	56-55-3		U	184	91.8
Chrysene	218-01-9		U	184	91.8
bis(2-Ethylhexyl)phthalate	117-81-7	153	J	184	91.8
Di-n-octylphthalate	117-84-0		U	184	91.8
Benzo(b)fluoranthene	205-99-2		U	184	91.8
Benzo(k)fluoranthene	207-08-9		U	184	91.8
Benzo(a)pyrene	50-32-8		U	184	91.8
Indeno(1,2,3-cd)pyrene	193-39-5		U	184	91.8
Dibenzo(a,h)Anthracene	53-70-3		U	184	91.8
Benzo(g,h,i)Perylene	191-24-2		U	184	91.8

Analyte	% Recovery	Lower	Upper	Qual
2-Fluorophenol	53.4	25	121	
Phenol-d5	62.6	24	113	
Nitrobenzene-d5	63.2	23	120	
2-Fluorobiphenyl	72.8	30	115	
2,4,6-Tribromophenol	109	19	122	
p-Terphenyl-d14	103	18	137	

J This compound was detected at a level above the method detection limit, but below the reporting limit.
U This analyte was not detected in the sample.

Sample Number: L0304368-06
Client ID: SB-37/23'-26'
Matrix: Soil
Workgroup Number: WG138678
Collect Date: 16-APR-03

Prep Method: D2216-90
Analytical Method: D2216-90
Analyst: TMM
Dilution: 1
Units: weight %

Instrument: OVEN
Prep Date: 04/18/2003 13:55
Cal Date:
Run Date: 04/18/2003 13:55
File ID:

Analyte	CAS. Number	Result	Qual	RL	MDL
Percent Solids	10-02-6	89.6		1.00	1.00

0027

Report Number: L0304368
Report Date : May 2, 2003

Sample Number: L0304368-07
Client ID: SB-34/14'-16'
Matrix: Soil
Workgroup Number: WG139532
Collect Date: 16-APR-03
Sample Tag: 01

Prep Method: 3050B
Analytical Method: 6010B
Analyst: JYH
Dilution: 1
Units: mg/kg
Percent Solid: 86.7

Instrument: IRIS-ICP
Prep Date: 04/30/2003 07:30
Cal Date: 05/01/2003 10:13
Run Date: 05/01/2003 13:56
File ID: IR.050103.135600

Analyte	CAS. Number	Result	Qual	RL	MDL
Lead, Total	7439-92-1	17.8		5.34	0.534

Sample Number: L0304368-07
Client ID: SB-34/14'-16'
Matrix: Soil
Workgroup Number: WG138827
Collect Date: 16-APR-03

Prep Method: 5030B
Analytical Method: 8260B
Analyst: MES
Dilution: 5
Units: ug/kg
Percent Solid: 86.7

Instrument: HPMS9
Prep Date: 04/22/2003 16:13
Cal Date: 03/14/2003 17:45
Run Date: 04/22/2003 16:13
File ID: 9M24365

Analyte	CAS. Number	Result	Qual	RL	MDL
Acetone	67-64-1		U	577	28.8
Benzene	71-43-2		U	28.8	2.88
Bromobenzene	108-86-1		U	28.8	2.88
Bromochloromethane	74-97-5		U	28.8	2.88
Bromodichloromethane	75-27-4		U	28.8	2.88
Bromoform	75-25-2		U	28.8	2.88
Bromomethane	74-83-9		U	57.7	5.77
2-Butanone	78-93-3		U	577	14.4
n-Butylbenzene	104-51-8		U	28.8	2.88
sec-Butylbenzene	135-98-8		U	28.8	2.88
tert-Butylbenzene	98-06-6		U	28.8	2.88
Carbon disulfide	75-15-0		U	28.8	2.88
Carbon tetrachloride	56-23-5		U	28.8	2.88
Chlorobenzene	108-90-7	348		28.8	2.88
Chlorodibromomethane	124-48-1		U	28.8	2.88
Chloroethane	75-00-3		U	57.7	5.77
2-Chloroethyl vinyl ether	110-75-8		U	57.7	2.88
Chloroform	67-66-3		U	28.8	2.88
Chloromethane	74-87-3		U	57.7	11.5
2-Chlorotoluene	95-49-8		U	28.8	2.88
4-Chlorotoluene	106-43-4		U	28.8	2.88
1,2-Dibromo-3-chloropropane	96-12-8		U	28.8	5.77
1,2-Dibromoethane	106-93-4		U	28.8	2.88
Dibromomethane	74-95-3		U	28.8	2.88
1,2-Dichlorobenzene	95-50-1	89.3		28.8	2.88
1,3-Dichlorobenzene	541-73-1	75.7		28.8	2.88
1,4-Dichlorobenzene	106-46-7	150		28.8	2.88
Dichlorodifluoromethane	75-71-8		U	57.7	5.77
1,1-Dichloroethane	75-34-3		U	28.8	5.77
1,2-Dichloroethane	107-06-2		U	28.8	2.88
1,1-Dichloroethene	75-35-4		U	28.8	2.88
cis-1,2-Dichloroethene	156-59-2		U	28.8	2.88
trans-1,2-Dichloroethene	156-60-5		U	28.8	2.88
1,2-Dichloropropane	78-87-5		U	28.8	2.88
1,3-Dichloropropane	142-28-9		U	28.8	2.88
2,2-Dichloropropane	594-20-7		U	28.8	2.88
cis-1,3-Dichloropropene	10061-01-5		U	28.8	2.88
trans-1,3-Dichloropropene	10061-02-6		U	28.8	2.88
1,1-Dichloropropene	563-58-6		U	28.8	2.88
Ethylbenzene	100-41-4	43.0		28.8	2.88
2-Hexanone	591-78-6		U	57.7	14.4
Hexachlorobutadiene	87-68-3		U	28.8	2.88

Sample Number: L0304368-07
Client ID: SB-34/14'-16'
Matrix: Soil
Workgroup Number: WG138827
Collect Date: 16-APR-03

Prep Method: 5030B
Analytical Method: 8260B
Analyst: MES
Dilution: 5
Units: ug/kg
Percent Solid: 86.7

Instrument: HPMS9
Prep Date: 04/22/2003 16:13
Cal Date: 03/14/2003 17:45
Run Date: 04/22/2003 16:13
File ID: 9M24365

Analyte	CAS. Number	Result	Qual	RL	MDL
Isopropylbenzene	98-82-8	7.29	J	28.8	2.88
p-Isopropyltoluene	99-87-6		U	28.8	2.88
4-Methyl-2-pentanone	108-10-1		U	57.7	14.4
Methylene chloride	75-09-2		U	28.8	5.77
Naphthalene	91-20-3		U	57.7	2.88
n-Propylbenzene	103-65-1		U	28.8	2.88
Styrene	100-42-5		U	28.8	2.88
1,1,1,2-Tetrachloroethane	630-20-6		U	28.8	2.88
1,1,2,2-Tetrachloroethane	79-34-5		U	28.8	2.88
Tetrachloroethene	127-18-4	5.49	J	28.8	2.88
Toluene	108-88-3	6.86	J	28.8	2.88
1,2,3-Trichlorobenzene	87-61-6		U	28.8	2.88
1,2,4-Trichlorobenzene	120-82-1		U	28.8	2.88
1,1,1-Trichloroethane	71-55-6		U	28.8	2.88
1,1,2-Trichloroethane	79-00-5		U	28.8	2.88
Trichloroethene	79-01-6	34.0		28.8	2.88
Trichlorofluoromethane	75-69-4		U	57.7	5.77
1,2,3-Trichloropropane	96-18-4		U	28.8	3.69
1,2,4-Trimethylbenzene	95-63-6	44.7		28.8	2.88
1,3,5-Trimethylbenzene	108-67-8		U	28.8	2.88
Vinyl acetate	108-05-4		U	57.7	5.77
Vinyl chloride	75-01-4		U	57.7	5.77
o-Xylene	95-47-6	49.2		28.8	2.88
m-,p-Xylene	136777-61-2	48.5		28.8	2.88

Analyte	% Recovery	Lower	Upper	Qual
Dibromofluoromethane	99.8	80	120	
1,2-Dichloroethane-d4	89.9	80	120	
Toluene-d8	107	81	117	
4-Bromofluorobenzene	277	74	121	*

J This compound was detected at a level above the method detection limit, but below the reporting limit.
U This analyte was not detected in the sample.

Sample Number: L0304368-07
Client ID: SB-34/14'-16'
Matrix: Soil
Workgroup Number: WG138912
Collect Date: 16-APR-03
Sample Tag: 01

Prep Method: 3550B
Analytical Method: 8270C
Analyst: CLK
Dilution: 1
Units: ug/kg
Percent Solid: 86.7

Instrument: HPMS5
Prep Date: 04/17/2003 18:20
Cal Date: 04/17/2003 17:12
Run Date: 04/23/2003 16:34
File ID: 5M25992

Analyte	CAS. Number	Result	Qual	RL	MDL
Phenol	108-95-2		U	190	95.0
Bis(2-Chloroethyl)ether	111-44-4		U	190	95.0
2-Chlorophenol	95-57-8		U	190	95.0
1,3-Dichlorobenzene	541-73-1		U	190	95.0
1,4-Dichlorobenzene	106-46-7		U	190	95.0
Benzyl alcohol	100-51-6		U	190	95.0
1,2-Dichlorobenzene	95-50-1		U	190	95.0
2-Methylphenol	95-48-7		U	190	95.0
3-,4-Methylphenol	106-44-5		U	190	95.0
bis(2-Chloroisopropyl)ether	108-60-1		U	190	95.0
N-Nitrosodipropylamine	621-64-7		U	190	95.0
Hexachloroethane	67-72-1		U	190	95.0
Nitrobenzene	98-95-3		U	190	95.0
Isophorone	78-59-1		U	190	95.0
2-Nitrophenol	88-75-5		U	190	95.0

KEMRON ENVIRONMENTAL SERVICES

Report Number: L0304368
Report Date : May 2, 2003

Sample Number: L0304368-07
Client ID: SB-34/14'-16'
Matrix: Soil
Workgroup Number: WG138912
Collect Date: 16-APR-03
Sample Tag: 01

Prep Method: 3550B
Analytical Method: 8270C
Analyst: CLK
Dilution: 1
Units: ug/kg
Percent Solid: 86.7

Instrument: HPMS5
Prep Date: 04/17/2003 18:20
Cal Date: 04/17/2003 17:12
Run Date: 04/23/2003 16:34
File ID: 5M25992

Analyte	CAS. Number	Result	Qual	RL	MDL
2,4-Dimethylphenol	105-67-9		U	190	95.0
Benzoic acid	65-85-0		U	950	380
Bis(2-Chloroethoxy)Methane	111-91-1		U	190	95.0
2,4-Dichlorophenol	120-83-2		U	190	95.0
1,2,4-Trichlorobenzene	120-82-1		U	190	95.0
Naphthalene	91-20-3		U	190	95.0
4-Chloroaniline	106-47-8		U	190	95.0
Hexachlorobutadiene	87-68-3		U	190	95.0
4-Chloro-3-methylphenol	59-50-7		U	190	95.0
2-Methylnaphthalene	91-57-6		U	190	95.0
Hexachlorocyclopentadiene	77-47-4		U	190	95.0
2,4,6-Trichlorophenol	88-06-2		U	190	95.0
2,4,5-Trichlorophenol	95-95-4		U	190	95.0
2-Chloronaphthalene	91-58-7		U	190	95.0
2-Nitroaniline	88-74-4		U	950	380
Dimethylphthalate	131-11-3		U	190	95.0
Acenaphthylene	208-96-8		U	190	95.0
2,6-Dinitrotoluene	606-20-2		U	190	95.0
3-Nitroaniline	99-09-2		U	950	380
Acenaphthene	83-32-9		U	190	95.0
2,4-Dinitrophenol	51-28-5		U	950	380
4-Nitrophenol	100-02-7		U	950	380
Dibenzofuran	132-64-9		U	190	95.0
2,4-Dinitrotoluene	121-14-2		U	190	95.0
Diethylphthalate	84-66-2		U	190	95.0
4-Chlorophenyl-phenyl ether	7005-72-3		U	190	95.0
Fluorene	86-73-7		U	190	95.0
4-Nitroaniline	100-01-6		U	950	380
4,6-Dinitro-2-methylphenol	534-52-1		U	950	380
N-Nitrosodiphenylamine	86-30-6		U	190	95.0
4-Bromophenyl-phenylether	101-55-3		U	190	95.0
Hexachlorobenzene	118-74-1		U	190	95.0
Pentachlorophenol	87-86-5		U	950	380
Phenanthrene	85-01-8		U	190	95.0
Anthracene	120-12-7		U	190	95.0
Di-N-Butylphthalate	84-74-2		U	190	95.0
Fluoranthene	206-44-0		U	190	95.0
Pyrene	129-00-0		U	190	95.0
Butylbenzylphthalate	85-68-7		U	190	95.0
3,3'-Dichlorobenzidine	91-94-1		U	380	190
Benzo(a)anthracene	56-55-3		U	190	95.0
Chrysene	218-01-9		U	190	95.0
bis(2-Ethylhexyl)phthalate	117-81-7		U	190	95.0
Di-n-octylphthalate	117-84-0		U	190	95.0
Benzo(b)fluoranthene	205-99-2		U	190	95.0
Benzo(k)fluoranthene	207-08-9		U	190	95.0
Benzo(a)pyrene	50-32-8		U	190	95.0
Indeno(1,2,3-cd)pyrene	193-39-5		U	190	95.0
Dibenzo(a,h)Anthracene	53-70-3		U	190	95.0
Benzo(g,h,i)Perylene	191-24-2		U	190	95.0

Analyte	% Recovery	Lower	Upper	Qual
2-Fluorophenol	41.3	25	121	
Phenol-d5	48.7	24	113	
Nitrobenzene-d5	41.9	23	120	
2-Fluorobiphenyl	56.5	30	115	
2,4,6-Tribromophenol	100	19	122	
p-Terphenyl-d14	83.6	18	137	

U This analyte was not detected in the sample.

03908

Report Number: L0304368
Report Date : May 2, 2003

Sample Number: L0304368-07
Client ID: SB-34/14'-16'
Matrix: Soil
Workgroup Number: WG138678
Collect Date: 16-APR-03

Prep Method: D2216-90
Analytical Method: D2216-90
Analyst: TMM
Dilution: 1
Units: weight %

Instrument: OVEN
Prep Date: 04/18/2003 13:55
Cal Date:
Run Date: 04/18/2003 13:55
File ID:

Analyte	CAS. Number	Result	Qual	RL	MDL
Percent Solids	10-02-6	86.7		1.00	1.00

Sample Number: L0304368-08
Client ID: SB-39/23'-24'
Matrix: Soil
Workgroup Number: WG139532
Collect Date: 16-APR-03
Sample Tag: 01

Prep Method: 3050B
Analytical Method: 6010B
Analyst: JYH
Dilution: 1
Units: mg/kg
Percent Solid: 88.3

Instrument: IRIS-ICP
Prep Date: 04/30/2003 07:30
Cal Date: 05/01/2003 10:13
Run Date: 05/01/2003 14:01
File ID: IR.050103.140100

Analyte	CAS. Number	Result	Qual	RL	MDL
Lead, Total	7439-92-1	18.2		5.72	0.572

Sample Number: L0304368-08
Client ID: SB-39/23'-24'
Matrix: Soil
Workgroup Number: WG138757
Collect Date: 16-APR-03

Prep Method: 5030B
Analytical Method: 8260B
Analyst: MES
Dilution: 100
Units: ug/kg
Percent Solid: 88.3

Instrument: HPMS10
Prep Date: 04/21/2003 18:18
Cal Date: 02/25/2003 16:59
Run Date: 04/21/2003 18:18
File ID: 10M22382

Analyte	CAS. Number	Result	Qual	RL	MDL
Acetone	67-64-1		U	11300	567
Benzene	71-43-2		U	567	56.7
Bromobenzene	108-86-1		U	567	56.7
Bromochloromethane	74-97-5		U	567	56.7
Bromodichloromethane	75-27-4		U	567	56.7
Bromoform	75-25-2		U	567	56.7
Bromomethane	74-83-9		U	1130	113
2-Butanone	78-93-3		U	11300	283
n-Butylbenzene	104-51-8	213	J	567	56.7
sec-Butylbenzene	135-98-8	358	J	567	56.7
tert-Butylbenzene	98-06-6		U	567	56.7
Carbon disulfide	75-15-0		U	567	56.7
Carbon tetrachloride	56-23-5		U	567	56.7
Chlorobenzene	108-90-7		U	567	56.7
Chlorodibromomethane	124-48-1		U	567	56.7
Chloroethane	75-00-3		U	1130	113
2-Chloroethyl vinyl ether	110-75-8		U	1130	56.7
Chloroform	67-66-3		U	567	56.7
Chloromethane	74-87-3		U	1130	227
2-Chlorotoluene	95-49-8		U	567	56.7
4-Chlorotoluene	106-43-4		U	567	56.7
1,2-Dibromo-3-chloropropane	96-12-8		U	567	113
1,2-Dibromoethane	106-93-4		U	567	56.7
Dibromomethane	74-95-3		U	567	56.7
1,2-Dichlorobenzene	95-50-1	124	J	567	56.7
1,3-Dichlorobenzene	541-73-1		U	567	56.7

KEMRON ENVIRONMENTAL SERVICES

Report Number: L0304368
Report Date : May 2, 2003

Sample Number: L0304368-08
Client ID: SB-39/23'-24'
Matrix: Soil
Workgroup Number: WG138757
Collect Date: 16-APR-03

Prep Method: 5030B
Analytical Method: 8260B
Analyst: MES
Dilution: 100
Units: ug/kg
Percent Solid: 88.3

Instrument: HPMS10
Prep Date: 04/21/2003 18:18
Cal Date: 02/25/2003 16:59
Run Date: 04/21/2003 18:18
File ID: 10M22382

Analyte	CAS. Number	Result	Qual	RL	MDL
1,4-Dichlorobenzene	106-46-7		U	567	56.7
Dichlorodifluoromethane	75-71-8		U	1130	113
1,1-Dichloroethane	75-34-3		U	567	113
1,2-Dichloroethane	107-06-2		U	567	56.7
1,1-Dichloroethene	75-35-4		U	567	56.7
cis-1,2-Dichloroethene	156-59-2		U	567	56.7
trans-1,2-Dichloroethene	156-60-5		U	567	56.7
1,2-Dichloropropane	78-87-5		U	567	56.7
1,3-Dichloropropane	142-28-9		U	567	56.7
2,2-Dichloropropane	594-20-7		U	567	56.7
cis-1,3-Dichloropropene	10061-01-5		U	567	56.7
trans-1,3-Dichloropropene	10061-02-6		U	567	56.7
1,1-Dichloropropene	563-58-6		U	567	56.7
Ethylbenzene	100-41-4		U	567	56.7
2-Hexanone	591-78-6		U	1130	283
Hexachlorobutadiene	87-68-3		U	567	56.7
Isopropylbenzene	98-82-8		U	567	56.7
p-Isopropyltoluene	99-87-6		U	567	56.7
4-Methyl-2-pentanone	108-10-1		U	1130	283
Methylene chloride	75-09-2		U	567	113
Naphthalene	91-20-3		U	1130	56.7
n-Propylbenzene	103-65-1		U	567	56.7
Styrene	100-42-5		U	567	56.7
1,1,1,2-Tetrachloroethane	630-20-6		U	567	56.7
1,1,2,2-Tetrachloroethane	79-34-5		U	567	56.7
Tetrachloroethene	127-18-4		U	567	56.7
Toluene	108-88-3		U	567	56.7
1,2,3-Trichlorobenzene	87-61-6		U	567	56.7
1,2,4-Trichlorobenzene	120-82-1		U	567	56.7
1,1,1-Trichloroethane	71-55-6		U	567	56.7
1,1,2-Trichloroethane	79-00-5		U	567	56.7
Trichloroethene	79-01-6		U	567	56.7
Trichlorofluoromethane	75-69-4		U	1130	113
1,2,3-Trichloropropane	96-18-4		U	567	72.5
1,2,4-Trimethylbenzene	95-63-6	93.9	J	567	56.7
1,3,5-Trimethylbenzene	108-67-8		U	567	56.7
Vinyl acetate	108-05-4		U	1130	113
Vinyl chloride	75-01-4		U	1130	113
o-Xylene	95-47-6		U	567	56.7
m-,p-Xylene	136777-61-2		U	567	56.7

Analyte	% Recovery	Lower	Upper	Qual
Dibromofluoromethane	87.6	80	120	
1,2-Dichloroethane-d4	89.8	80	120	
Toluene-d8	89.6	81	117	
4-Bromofluorobenzene	208	74	121	*

J This compound was detected at a level above the method detection limit, but below the reporting limit.
U This analyte was not detected in the sample.

0025

Report Number: L0304368
Report Date : May 2, 2003

Sample Number: L0304368-08
Client ID: SB-39/23'-24'
Matrix: Soil
Workgroup Number: WG138912
Collect Date: 16-APR-03
Sample Tag: 01

Prep Method: 3550B
Analytical Method: 8270C
Analyst: CLK
Dilution: 1
Units: ug/kg
Percent Solid: 88.3

Instrument: HPMS5
Prep Date: 04/17/2003 18:20
Cal Date: 04/17/2003 17:12
Run Date: 04/22/2003 22:58
File ID: 5M25972

Analyte	CAS. Number	Result	Qual	RL	MDL
Phenol	108-95-2		U	187	93.4
Bis(2-Chloroethyl)ether	111-44-4		U	187	93.4
2-Chlorophenol	95-57-8		U	187	93.4
1,3-Dichlorobenzene	541-73-1		U	187	93.4
1,4-Dichlorobenzene	106-46-7		U	187	93.4
Benzyl alcohol	100-51-6		U	187	93.4
1,2-Dichlorobenzene	95-50-1		U	187	93.4
2-Methylphenol	95-48-7		U	187	93.4
3-,4-Methylphenol	106-44-5		U	187	93.4
bis(2-Chloroisopropyl)ether	108-60-1		U	187	93.4
N-Nitrosodipropylamine	621-64-7		U	187	93.4
Hexachloroethane	67-72-1		U	187	93.4
Nitrobenzene	98-95-3		U	187	93.4
Isophorone	78-59-1		U	187	93.4
2-Nitrophenol	88-75-5		U	187	93.4
2,4-Dimethylphenol	105-67-9		U	187	93.4
Benzoic acid	65-85-0		U	934	374
Bis(2-Chloroethoxy)Methane	111-91-1		U	187	93.4
2,4-Dichlorophenol	120-83-2		U	187	93.4
1,2,4-Trichlorobenzene	120-82-1		U	187	93.4
Naphthalene	91-20-3		U	187	93.4
4-Chloroaniline	106-47-8		U	187	93.4
Hexachlorobutadiene	87-68-3		U	187	93.4
4-Chloro-3-methylphenol	59-50-7		U	187	93.4
2-Methylnaphthalene	91-57-6		U	187	93.4
Hexachlorocyclopentadiene	77-47-4		U	187	93.4
2,4,6-Trichlorophenol	88-06-2		U	187	93.4
2,4,5-Trichlorophenol	95-95-4		U	187	93.4
2-Chloronaphthalene	91-58-7		U	187	93.4
2-Nitroaniline	88-74-4		U	934	374
Dimethylphthalate	131-11-3		U	187	93.4
Acenaphthylene	208-96-8		U	187	93.4
2,6-Dinitrotoluene	606-20-2		U	187	93.4
3-Nitroaniline	99-09-2		U	934	374
Acenaphthene	83-32-9		U	187	93.4
2,4-Dinitrophenol	51-28-5		U	934	374
4-Nitrophenol	100-02-7		U	934	374
Dibenzofuran	132-64-9		U	187	93.4
2,4-Dinitrotoluene	121-14-2		U	187	93.4
Diethylphthalate	84-66-2		U	187	93.4
4-Chlorophenyl-phenyl ether	7005-72-3		U	187	93.4
Fluorene	86-73-7		U	187	93.4
4-Nitroaniline	100-01-6		U	934	374
4,6-Dinitro-2-methylphenol	534-52-1		U	934	374
N-Nitrosodiphenylamine	86-30-6		U	187	93.4
4-Bromophenyl-phenylether	101-55-3		U	187	93.4
Hexachlorobenzene	118-74-1		U	187	93.4
Pentachlorophenol	87-86-5		U	934	374
Phenanthrene	85-01-8		U	187	93.4
Anthracene	120-12-7		U	187	93.4
Di-N-Butylphthalate	84-74-2		U	187	93.4
Fluoranthene	206-44-0		U	187	93.4
Pyrene	129-00-0		U	187	93.4
Butylbenzylphthalate	85-68-7		U	187	93.4
3,3'-Dichlorobenzidine	91-94-1		U	374	187
Benzo(a)anthracene	56-55-3		U	187	93.4
Chrysene	218-01-9		U	187	93.4
bis(2-Ethylhexyl)phthalate	117-81-7	104	J	187	93.4
Di-n-octylphthalate	117-84-0		U	187	93.4

Sample Number: L0304368-08
Client ID: SB-39/23'-24'
Matrix: Soil
Workgroup Number: WG138912
Collect Date: 16-APR-03
Sample Tag: 01

Prep Method: 3550B
Analytical Method: 8270C
Analyst: CLK
Dilution: 1
Units: ug/kg
Percent Solid: 88.3

Instrument: HPMS5
Prep Date: 04/17/2003 18:20
Cal Date: 04/17/2003 17:12
Run Date: 04/22/2003 22:58
File ID: 5M25972

Analyte	CAS. Number	Result	Qual	RL	MDL
Benzo(b)fluoranthene	205-99-2		U	187	93.4
Benzo(k)fluoranthene	207-08-9		U	187	93.4
Benzo(a)pyrene	50-32-8		U	187	93.4
Indeno(1,2,3-cd)pyrene	193-39-5		U	187	93.4
Dibenzo(a,h)Anthracene	53-70-3		U	187	93.4
Benzo(g,h,i)Perylene	191-24-2		U	187	93.4

Analyte	% Recovery	Lower	Upper	Qual
2-Fluorophenol	53.2	25	121	
Phenol-d5	63.5	24	113	
Nitrobenzene-d5	61.3	23	120	
2-Fluorobiphenyl	69.0	30	115	
2,4,6-Tribromophenol	110	19	122	
p-Terphenyl-d14	116	18	137	

J This compound was detected at a level above the method detection limit, but below the reporting limit.
U This analyte was not detected in the sample.

Sample Number: L0304368-08
Client ID: SB-39/23'-24'
Matrix: Soil
Workgroup Number: WG138678
Collect Date: 16-APR-03

Prep Method: D2216-90
Analytical Method: D2216-90
Analyst: TMM
Dilution: 1
Units: weight %

Instrument: OVEN
Prep Date: 04/18/2003 13:55
Cal Date:
Run Date: 04/18/2003 13:55
File ID:

Analyte	CAS. Number	Result	Qual	RL	MDL
Percent Solids	10-02-6	88.3		1.00	1.00

Sample Number: L0304368-09
Client ID: DUP-1
Matrix: Soil
Workgroup Number: WG139532
Collect Date: 16-APR-03
Sample Tag: 01

Prep Method: 3050B
Analytical Method: 6010B
Analyst: JYH
Dilution: 1
Units: mg/kg
Percent Solid: 88.0

Instrument: IRIS-ICP
Prep Date: 04/30/2003 07:30
Cal Date: 05/01/2003 10:13
Run Date: 05/01/2003 14:06
File ID: IR.050103.140600

Analyte	CAS. Number	Result	Qual	RL	MDL
Lead, Total	7439-92-1	15.4		5.80	0.580

00044

KEMRON ENVIRONMENTAL SERVICES

Report Number: L0304368
Report Date : May 2, 2003

Sample Number: L0304368-09
Client ID: DUP-1
Matrix: Soil
Workgroup Number: WG138757
Collect Date: 16-APR-03

Prep Method: 5030B
Analytical Method: 8260B
Analyst: MES
Dilution: 100
Units: ug/kg
Percent Solid: 88.0

Instrument: HPMS10
Prep Date: 04/21/2003 18:49
Cal Date: 02/25/2003 16:59
Run Date: 04/21/2003 18:49
File ID: 10M22383

Analyte	CAS. Number	Result	Qual	RL	MDL
Acetone	67-64-1		U	11400	568
Benzene	71-43-2		U	568	56.8
Bromobenzene	108-86-1		U	568	56.8
Bromochloromethane	74-97-5		U	568	56.8
Bromodichloromethane	75-27-4		U	568	56.8
Bromoform	75-25-2		U	568	56.8
Bromomethane	74-83-9		U	1140	114
2-Butanone	78-93-3		U	11400	284
n-Butylbenzene	104-51-8	3970		568	56.8
sec-Butylbenzene	135-98-8	1700		568	56.8
tert-Butylbenzene	98-06-6	371	J	568	56.8
Carbon disulfide	75-15-0		U	568	56.8
Carbon tetrachloride	56-23-5		U	568	56.8
Chlorobenzene	108-90-7	332	J	568	56.8
Chlorodibromomethane	124-48-1		U	568	56.8
Chloroethane	75-00-3		U	1140	114
2-Chloroethyl vinyl ether	110-75-8		U	1140	56.8
Chloroform	67-66-3		U	568	56.8
Chloromethane	74-87-3		U	1140	227
2-Chlorotoluene	95-49-8		U	568	56.8
4-Chlorotoluene	106-43-4		U	568	56.8
1,2-Dibromo-3-chloropropane	96-12-8		U	568	114
1,2-Dibromoethane	106-93-4		U	568	56.8
Dibromomethane	74-95-3		U	568	56.8
1,2-Dichlorobenzene	95-50-1	182	J	568	56.8
1,3-Dichlorobenzene	541-73-1	140	J	568	56.8
1,4-Dichlorobenzene	106-46-7	819		568	56.8
Dichlorodifluoromethane	75-71-8		U	1140	114
1,1-Dichloroethane	75-34-3		U	568	114
1,2-Dichloroethane	107-06-2		U	568	56.8
1,1-Dichloroethene	75-35-4		U	568	56.8
cis-1,2-Dichloroethene	156-59-2		U	568	56.8
trans-1,2-Dichloroethene	156-60-5		U	568	56.8
1,2-Dichloropropane	78-87-5		U	568	56.8
1,3-Dichloropropane	142-28-9		U	568	56.8
2,2-Dichloropropane	594-20-7		U	568	56.8
cis-1,3-Dichloropropene	10061-01-5		U	568	56.8
trans-1,3-Dichloropropene	10061-02-6		U	568	56.8
1,1-Dichloropropene	563-58-6		U	568	56.8
Ethylbenzene	100-41-4	340	J	568	56.8
2-Hexanone	591-78-6		U	1140	284
Hexachlorobutadiene	87-68-3		U	568	56.8
Isopropylbenzene	98-82-8	837		568	56.8
p-Isopropyltoluene	99-87-6		U	568	56.8
4-Methyl-2-pentanone	108-10-1		U	1140	284
Methylene chloride	75-09-2		U	568	114
Naphthalene	91-20-3		U	1140	56.8
n-Propylbenzene	103-65-1	3090		568	56.8
Styrene	100-42-5		U	568	56.8
1,1,1,2-Tetrachloroethane	630-20-6		U	568	56.8
1,1,2,2-Tetrachloroethane	79-34-5		U	568	56.8
Tetrachloroethene	127-18-4		U	568	56.8
Toluene	108-88-3		U	568	56.8
1,2,3-Trichlorobenzene	87-61-6		U	568	56.8
1,2,4-Trichlorobenzene	120-82-1		U	568	56.8
1,1,1-Trichloroethane	71-55-6		U	568	56.8
1,1,2-Trichloroethane	79-00-5		U	568	56.8
Trichloroethene	79-01-6	60.2	J	568	56.8
Trichlorofluoromethane	75-69-4		U	1140	114

Report Number: L0304368
Report Date : May 2, 2003

Sample Number: L0304368-09
Client ID: DUP-1
Matrix: Soil
Workgroup Number: WG138757
Collect Date: 16-APR-03

Prep Method: 5030B
Analytical Method: 8260B
Analyst: MES
Dilution: 100
Units: ug/kg
Percent Solid: 88.0

Instrument: HPMS10
Prep Date: 04/21/2003 18:49
Cal Date: 02/25/2003 16:59
Run Date: 04/21/2003 18:49
File ID: 10M22383

Analyte	CAS. Number	Result	Qual	RL	MDL
1,2,3-Trichloropropane	96-18-4		U	568	72.7
1,2,4-Trimethylbenzene	95-63-6	24200	I	568	56.8
1,3,5-Trimethylbenzene	108-67-8	2950		568	56.8
Vinyl acetate	108-05-4		U	1140	114
Vinyl chloride	75-01-4		U	1140	114
o-Xylene	95-47-6	87.3	J	568	56.8
m-,p-Xylene	136777-61-2	431	J	568	56.8

Analyte	% Recovery	Lower	Upper	Qual
Dibromofluoromethane	82.7	80	120	
1,2-Dichloroethane-d4	85.3	80	120	
Toluene-d8	85.0	81	117	
4-Bromofluorobenzene	118	74	121	

J This compound was detected at a level above the method detection limit, but below the reporting limit.
I Semiquantitative result (out of instrument calibration range)
U This analyte was not detected in the sample.

Sample Number: L0304368-09
Client ID: DUP-1
Matrix: Soil
Workgroup Number: WG138902
Collect Date: 16-APR-03
Sample Tag: M1

Prep Method: 5030B
Analytical Method: 8260B
Analyst: MES
Dilution: 1000
Units: ug/kg
Percent Solid: 88.0

Instrument: HPMS10
Prep Date: 04/23/2003 18:13
Cal Date: 02/25/2003 16:59
Run Date: 04/23/2003 18:13
File ID: 10M22443

Analyte	CAS. Number	Result	Qual	RL	MDL
Acetone	67-64-1		U	114000	5680
Benzene	71-43-2		U	5680	568
Bromobenzene	108-86-1		U	5680	568
Bromochloromethane	74-97-5		U	5680	568
Bromodichloromethane	75-27-4		U	5680	568
Bromoform	75-25-2		U	5680	568
Bromomethane	74-83-9		U	11400	1140
2-Butanone	78-93-3		U	114000	2840
n-Butylbenzene	104-51-8	3020	J	5680	568
sec-Butylbenzene	135-98-8	1300	J	5680	568
tert-Butylbenzene	98-06-6		U	5680	568
Carbon disulfide	75-15-0		U	5680	568
Carbon tetrachloride	56-23-5		U	5680	568
Chlorobenzene	108-90-7		U	5680	568
Chlorodibromomethane	124-48-1		U	5680	568
Chloroethane	75-00-3		U	11400	1140
2-Chloroethyl vinyl ether	110-75-8		U	11400	568
Chloroform	67-66-3		U	5680	568
Chloromethane	74-87-3		U	11400	2270
2-Chlorotoluene	95-49-8		U	5680	568
4-Chlorotoluene	106-43-4		U	5680	568
1,2-Dibromo-3-chloropropane	96-12-8		U	5680	1140
1,2-Dibromoethane	106-93-4		U	5680	568
Dibromomethane	74-95-3		U	5680	568
1,2-Dichlorobenzene	95-50-1		U	5680	568
1,3-Dichlorobenzene	541-73-1		U	5680	568
1,4-Dichlorobenzene	106-46-7	903	J	5680	568
Dichlorodifluoromethane	75-71-8		U	11400	1140
1,1-Dichloroethane	75-34-3		U	5680	1140
1,2-Dichloroethane	107-06-2		U	5680	568
1,1-Dichloroethene	75-35-4		U	5680	568
cis-1,2-Dichloroethene	156-59-2		U	5680	568

Sample Number: L0304368-09
Client ID: DUP-1
Matrix: Soil
Workgroup Number: WG138902
Collect Date: 16-APR-03
Sample Tag: M1

Prep Method: 5030B
Analytical Method: 8260B
Analyst: MES
Dilution: 1000
Units: ug/kg
Percent Solid: 88.0

Instrument: HPMS10
Prep Date: 04/23/2003 18:13
Cal Date: 02/25/2003 16:59
Run Date: 04/23/2003 18:13
File ID: 10M22443

Analyte	CAS. Number	Result	Qual	RL	MDL
trans-1,2-Dichloroethene	156-60-5		U	5680	568
1,2-Dichloropropane	78-87-5		U	5680	568
1,3-Dichloropropane	142-28-9		U	5680	568
2,2-Dichloropropane	594-20-7		U	5680	568
cis-1,3-Dichloropropene	10061-01-5		U	5680	568
trans-1,3-Dichloropropene	10061-02-6		U	5680	568
1,1-Dichloropropene	563-58-6		U	5680	568
Ethylbenzene	100-41-4		U	5680	568
2-Hexanone	591-78-6		U	11400	2840
Hexachlorobutadiene	87-68-3		U	5680	568
Isopropylbenzene	98-82-8	665	J	5680	568
p-Isopropyltoluene	99-87-6		U	5680	568
4-Methyl-2-pentanone	108-10-1		U	11400	2840
Methylene chloride	75-09-2		U	5680	1140
Naphthalene	91-20-3		U	11400	568
n-Propylbenzene	103-65-1	2380	J	5680	568
Styrene	100-42-5		U	5680	568
1,1,1,2-Tetrachloroethane	630-20-6		U	5680	568
1,1,2,2-Tetrachloroethane	79-34-5		U	5680	568
Tetrachloroethene	127-18-4		U	5680	568
Toluene	108-88-3		U	5680	568
1,2,3-Trichlorobenzene	87-61-6		U	5680	568
1,2,4-Trichlorobenzene	120-82-1		U	5680	568
1,1,1-Trichloroethane	71-55-6		U	5680	568
1,1,2-Trichloroethane	79-00-5		U	5680	568
Trichloroethene	79-01-6		U	5680	568
Trichlorofluoromethane	75-69-4		U	11400	1140
1,2,3-Trichloropropane	96-18-4		U	5680	727
1,2,4-Trimethylbenzene	95-63-6	22200		5680	568
1,3,5-Trimethylbenzene	108-67-8	2040	J	5680	568
Vinyl acetate	108-05-4		U	11400	1140
Vinyl chloride	75-01-4		U	11400	1140
o-Xylene	95-47-6		U	5680	568
m-,p-Xylene	136777-61-2	838	J	5680	568

Analyte	% Recovery	Lower	Upper	Qual
Dibromofluoromethane		80	120	*
1,2-Dichloroethane-d4		80	120	*
Toluene-d8		81	117	*
4-Bromofluorobenzene		74	121	*

J This compound was detected at a level above the method detection limit, but below the reporting limit.
U This analyte was not detected in the sample.

Sample Number: L0304368-09
Client ID: DUP-1
Matrix: Soil
Workgroup Number: WG138912
Collect Date: 16-APR-03
Sample Tag: 01

Prep Method: 3550B
Analytical Method: 8270C
Analyst: CLK
Dilution: 1
Units: ug/kg
Percent Solid: 88.0

Instrument: HPMS5
Prep Date: 04/17/2003 18:20
Cal Date: 04/17/2003 17:12
Run Date: 04/22/2003 21:25
File ID: 5M25969

Analyte	CAS. Number	Result	Qual	RL	MDL
Phenol	108-95-2		U	187	93.7
Bis(2-Chloroethyl)ether	111-44-4		U	187	93.7
2-Chlorophenol	95-57-8		U	187	93.7
1,3-Dichlorobenzene	541-73-1		U	187	93.7
1,4-Dichlorobenzene	106-46-7	220		187	93.7

KEMRON ENVIRONMENTAL SERVICES

Report Number: L0304368
Report Date : May 2, 2003

Sample Number: L0304368-09
Client ID: DUP-1
Matrix: Soil
Workgroup Number: WG138912
Collect Date: 16-APR-03
Sample Tag: 01

Prep Method: 3550B
Analytical Method: 8270C
Analyst: CLK
Dilution: 1
Units: ug/kg
Percent Solid: 88.0

Instrument: HPMS5
Prep Date: 04/17/2003 18:20
Cal Date: 04/17/2003 17:12
Run Date: 04/22/2003 21:25
File ID: 5M25969

Analyte	CAS. Number	Result	Qual	RL	MDL
Benzyl alcohol	100-51-6		U	187	93.7
1,2-Dichlorobenzene	95-50-1		U	187	93.7
2-Methylphenol	95-48-7		U	187	93.7
3-,4-Methylphenol	106-44-5		U	187	93.7
bis(2-Chloroisopropyl)ether	108-60-1		U	187	93.7
N-Nitrosodipropylamine	621-64-7		U	187	93.7
Hexachloroethane	67-72-1		U	187	93.7
Nitrobenzene	98-95-3		U	187	93.7
Isophorone	78-59-1		U	187	93.7
2-Nitrophenol	88-75-5		U	187	93.7
2,4-Dimethylphenol	105-67-9		U	187	93.7
Benzoic acid	65-85-0		U	937	375
Bis(2-Chloroethoxy)Methane	111-91-1		U	187	93.7
2,4-Dichlorophenol	120-83-2		U	187	93.7
1,2,4-Trichlorobenzene	120-82-1		U	187	93.7
Naphthalene	91-20-3		U	187	93.7
4-Chloroaniline	106-47-8		U	187	93.7
Hexachlorobutadiene	87-68-3		U	187	93.7
4-Chloro-3-methylphenol	59-50-7		U	187	93.7
2-Methylnaphthalene	91-57-6	416		187	93.7
Hexachlorocyclopentadiene	77-47-4		U	187	93.7
2,4,6-Trichlorophenol	88-06-2		U	187	93.7
2,4,5-Trichlorophenol	95-95-4		U	187	93.7
2-Chloronaphthalene	91-58-7		U	187	93.7
2-Nitroaniline	88-74-4		U	937	375
Dimethylphthalate	131-11-3		U	187	93.7
Acenaphthylene	208-96-8		U	187	93.7
2,6-Dinitrotoluene	606-20-2		U	187	93.7
3-Nitroaniline	99-09-2		U	937	375
Acenaphthene	83-32-9		U	187	93.7
2,4-Dinitrophenol	51-28-5		U	937	375
4-Nitrophenol	100-02-7		U	937	375
Dibenzofuran	132-64-9		U	187	93.7
2,4-Dinitrotoluene	121-14-2		U	187	93.7
Diethylphthalate	84-66-2		U	187	93.7
4-Chlorophenyl-phenyl ether	7005-72-3		U	187	93.7
Fluorene	86-73-7		U	187	93.7
4-Nitroaniline	100-01-6		U	937	375
4,6-Dinitro-2-methylphenol	534-52-1		U	937	375
N-Nitrosodiphenylamine	86-30-6		U	187	93.7
4-Bromophenyl-phenylether	101-55-3		U	187	93.7
Hexachlorobenzene	118-74-1		U	187	93.7
Pentachlorophenol	87-86-5		U	937	375
Phenanthrene	85-01-8	853		187	93.7
Anthracene	120-12-7		U	187	93.7
Di-N-Butylphthalate	84-74-2		U	187	93.7
Fluoranthene	206-44-0		U	187	93.7
Pyrene	129-00-0	114	J	187	93.7
Butylbenzylphthalate	85-68-7		U	187	93.7
3,3'-Dichlorobenzidine	91-94-1		U	375	187
Benzo(a)anthracene	56-55-3		U	187	93.7
Chrysene	218-01-9		U	187	93.7
bis(2-Ethylhexyl)phthalate	117-81-7	138	J	187	93.7
Di-n-octylphthalate	117-84-0		U	187	93.7
Benzo(b)fluoranthene	205-99-2		U	187	93.7
Benzo(k)fluoranthene	207-08-9		U	187	93.7
[redacted]zo(a)pyrene	50-32-8		U	187	93.7
Indeno(1,2,3-cd)pyrene	193-39-5		U	187	93.7
Dibenzo(a,h)Anthracene	53-70-3		U	187	93.7

KEMRON ENVIRONMENTAL SERVICES

Report Number: L0304368
Report Date : May 2, 2003

Sample Number: L0304368-09
Client ID: DUP-1
Matrix: Soil
Workgroup Number: WG138912
Collect Date: 16-APR-03
Sample Tag: 01

Prep Method: 3550B
Analytical Method: 8270C
Analyst: CLK
Dilution: 1
Units: ug/kg
Percent Solid: 88.0

Instrument: HPMS5
Prep Date: 04/17/2003 18:20
Cal Date: 04/17/2003 17:12
Run Date: 04/22/2003 21:25
File ID: 5M25969

Analyte	CAS. Number	Result	Qual	RL	MDL
Benzo(g,h,i)Perylene	191-24-2		U	187	93.7

Analyte	% Recovery	Lower	Upper	Qual
2-Fluorophenol	50.2	25	121	
Phenol-d5	59.3	24	113	
Nitrobenzene-d5	58.0	23	120	
2-Fluorobiphenyl	64.0	30	115	
2,4,6-Tribromophenol	106	19	122	
p-Terphenyl-d14	108	18	137	

J This compound was detected at a level above the method detection limit, but below the reporting limit.
U This analyte was not detected in the sample.

Sample Number: L0304368-09
Client ID: DUP-1
Matrix: Soil
Workgroup Number: WG138678
Collect Date: 16-APR-03

Prep Method: D2216-90
Analytical Method: D2216-90
Analyst: TMM
Dilution: 1
Units: weight %

Instrument: OVEN
Prep Date: 04/18/2003 13:55
Cal Date:
Run Date: 04/18/2003 13:55
File ID:

Analyte	CAS. Number	Result	Qual	RL	MDL
Percent Solids	10-02-6	88.0		1.00	1.00

Sample Number: L0304368-10
Client ID: SB-37/4'-6'
Matrix: Soil
Workgroup Number: WG139532
Collect Date: 16-APR-03
Sample Tag: 01

Prep Method: 3050B
Analytical Method: 6010B
Analyst: JYH
Dilution: 1
Units: mg/kg
Percent Solid: 91.9

Instrument: IRIS-ICP
Prep Date: 04/30/2003 07:30
Cal Date: 05/01/2003 10:13
Run Date: 05/01/2003 12:30
File ID: IR.050103.123000

Analyte	CAS. Number	Result	Qual	RL	MDL
Lead, Total	7439-92-1	17.8		5.33	0.533

0039

KEMRON ENVIRONMENTAL SERVICES

Report Number: L0304368
Report Date : May 2, 2003

Sample Number: L0304368-10
Client ID: SB-37/4'-6'
Matrix: Soil
Workgroup Number: WG138568
Collect Date: 16-APR-03

Prep Method: 5030B
Analytical Method: 8260B
Analyst: MES
Dilution: 1
Units: ug/kg
Percent Solid: 91.9

Instrument: HPMS9
Prep Date: 04/17/2003 16:49
Cal Date: 03/14/2003 17:45
Run Date: 04/17/2003 16:49
File ID: 9M24283

Analyte	CAS. Number	Result	Qual	RL	MDL
Acetone	67-64-1		U	109	5.44
Benzene	71-43-2		U	5.44	0.544
Bromobenzene	108-86-1		U	5.44	0.544
Bromochloromethane	74-97-5		U	5.44	0.544
Bromodichloromethane	75-27-4		U	5.44	0.544
Bromoform	75-25-2		U	5.44	0.544
Bromomethane	74-83-9		U	10.9	1.09
2-Butanone	78-93-3		U	109	2.72
n-Butylbenzene	104-51-8		U	5.44	0.544
sec-Butylbenzene	135-98-8		U	5.44	0.544
tert-Butylbenzene	98-06-6		U	5.44	0.544
Carbon disulfide	75-15-0		U	5.44	0.544
Carbon tetrachloride	56-23-5		U	5.44	0.544
Chlorobenzene	108-90-7		U	5.44	0.544
Chlorodibromomethane	124-48-1		U	5.44	0.544
Chloroethane	75-00-3		U	10.9	1.09
2-Chloroethyl vinyl ether	110-75-8		U	10.9	0.544
Chloroform	67-66-3		U	5.44	0.544
Chloromethane	74-87-3		U	10.9	2.18
2-Chlorotoluene	95-49-8		U	5.44	0.544
4-Chlorotoluene	106-43-4		U	5.44	0.544
1,2-Dibromo-3-chloropropane	96-12-8		U	5.44	1.09
1,2-Dibromoethane	106-93-4		U	5.44	0.544
Dibromomethane	74-95-3		U	5.44	0.544
1,2-Dichlorobenzene	95-50-1		U	5.44	0.544
1,3-Dichlorobenzene	541-73-1		U	5.44	0.544
1,4-Dichlorobenzene	106-46-7		U	5.44	0.544
Dichlorodifluoromethane	75-71-8		U	10.9	1.09
1,1-Dichloroethane	75-34-3		U	5.44	1.09
1,2-Dichloroethane	107-06-2		U	5.44	0.544
1,1-Dichloroethene	75-35-4		U	5.44	0.544
cis-1,2-Dichloroethene	156-59-2		U	5.44	0.544
trans-1,2-Dichloroethene	156-60-5		U	5.44	0.544
1,2-Dichloropropane	78-87-5		U	5.44	0.544
1,3-Dichloropropane	142-28-9		U	5.44	0.544
2,2-Dichloropropane	594-20-7		U	5.44	0.544
cis-1,3-Dichloropropene	10061-01-5		U	5.44	0.544
trans-1,3-Dichloropropene	10061-02-6		U	5.44	0.544
1,1-Dichloropropene	563-58-6		U	5.44	0.544
Ethylbenzene	100-41-4		U	5.44	0.544
2-Hexanone	591-78-6		U	10.9	2.72
Hexachlorobutadiene	87-68-3		U	5.44	0.544
Isopropylbenzene	98-82-8		U	5.44	0.544
p-Isopropyltoluene	99-87-6		U	5.44	0.544
4-Methyl-2-pentanone	108-10-1		U	10.9	2.72
Methylene chloride	75-09-2	1.81	J	5.44	1.09
Naphthalene	91-20-3		U	10.9	0.544
n-Propylbenzene	103-65-1		U	5.44	0.544
Styrene	100-42-5		U	5.44	0.544
1,1,1,2-Tetrachloroethane	630-20-6		U	5.44	0.544
1,1,2,2-Tetrachloroethane	79-34-5		U	5.44	0.544
Tetrachloroethene	127-18-4		U	5.44	0.544
Toluene	108-88-3		U	5.44	0.544
1,2,3-Trichlorobenzene	87-61-6		U	5.44	0.544
1,2,4-Trichlorobenzene	120-82-1		U	5.44	0.544
1,1,1-Trichloroethane	71-55-6		U	5.44	0.544
1,1,2-Trichloroethane	79-00-5		U	5.44	0.544
Trichloroethene	79-01-6	26.6		5.44	0.544
Trichlorofluoromethane	75-69-4		U	10.9	1.09

00400

Sample Number: L0304368-10
Client ID: SB-37/4'-6'
Matrix: Soil
Workgroup Number: WG138568
Collect Date: 16-APR-03

Prep Method: 5030B
Analytical Method: 8260B
Analyst: MES
Dilution: 1
Units: ug/kg
Percent Solid: 91.9

Instrument: HPMS9
Prep Date: 04/17/2003 16:49
Cal Date: 03/14/2003 17:45
Run Date: 04/17/2003 16:49
File ID: 9M24283

Analyte	CAS. Number	Result	Qual	RL	MDL
1,2,3-Trichloropropane	96-18-4		U	5.44	0.696
1,2,4-Trimethylbenzene	95-63-6		U	5.44	0.544
1,3,5-Trimethylbenzene	108-67-8		U	5.44	0.544
Vinyl acetate	108-05-4		U	10.9	1.09
Vinyl chloride	75-01-4		U	10.9	1.09
o-Xylene	95-47-6		U	5.44	0.544
m-,p-Xylene	136777-61-2		U	5.44	0.544

Analyte	% Recovery	Lower	Upper	Qual
Dibromofluoromethane	105	80	120	
1,2-Dichloroethane-d4	103	80	120	
Toluene-d8	106	81	117	
4-Bromofluorobenzene	99.6	74	121	

J This compound was detected at a level above the method detection limit, but below the reporting limit.
U This analyte was not detected in the sample.

Sample Number: L0304368-10
Client ID: SB-37/4'-6'
Matrix: Soil
Workgroup Number: WG138912
Collect Date: 16-APR-03
Sample Tag: 01

Prep Method: 3550B
Analytical Method: 8270C
Analyst: CLK
Dilution: 1
Units: ug/kg
Percent Solid: 91.9

Instrument: HPMS5
Prep Date: 04/17/2003 18:20
Cal Date: 04/17/2003 17:12
Run Date: 04/22/2003 17:14
File ID: 5M25961

Analyte	CAS. Number	Result	Qual	RL	MDL
Phenol	108-95-2		U	179	89.7
Bis(2-Chloroethyl)ether	111-44-4		U	179	89.7
2-Chlorophenol	95-57-8		U	179	89.7
1,3-Dichlorobenzene	541-73-1		U	179	89.7
1,4-Dichlorobenzene	106-46-7		U	179	89.7
Benzyl alcohol	100-51-6		U	179	89.7
1,2-Dichlorobenzene	95-50-1		U	179	89.7
2-Methylphenol	95-48-7		U	179	89.7
3-,4-Methylphenol	106-44-5		U	179	89.7
bis(2-Chloroisopropyl)ether	108-60-1		U	179	89.7
N-Nitrosodipropylamine	621-64-7		U	179	89.7
Hexachloroethane	67-72-1		U	179	89.7
Nitrobenzene	98-95-3		U	179	89.7
Isophorone	78-59-1		U	179	89.7
2-Nitrophenol	88-75-5		U	179	89.7
2,4-Dimethylphenol	105-67-9		U	179	89.7
Benzoic acid	65-85-0		U	897	359
Bis(2-Chloroethoxy)Methane	111-91-1		U	179	89.7
2,4-Dichlorophenol	120-83-2		U	179	89.7
1,2,4-Trichlorobenzene	120-82-1		U	179	89.7
Naphthalene	91-20-3		U	179	89.7
4-Chloroaniline	106-47-8		U	179	89.7
Hexachlorobutadiene	87-68-3		U	179	89.7
4-Chloro-3-methylphenol	59-50-7		U	179	89.7
2-Methylnaphthalene	91-57-6		U	179	89.7
Hexachlorocyclopentadiene	77-47-4		U	179	89.7
2,4,6-Trichlorophenol	88-06-2		U	179	89.7
2,4,5-Trichlorophenol	95-95-4		U	179	89.7
2-Chloronaphthalene	91-58-7		U	179	89.7
2-Nitroaniline	88-74-4		U	897	359
Dimethylphthalate	131-11-3		U	179	89.7
Acenaphthylene	208-96-8		U	179	89.7
2,6-Dinitrotoluene	606-20-2		U	179	89.7

Sample Number: L0304368-10
Client ID: SB-37/4'-6'
Matrix: Soil
Workgroup Number: WG138912
Collect Date: 16-APR-03
Sample Tag: 01

Prep Method: 3550B
Analytical Method: 8270C
Analyst: CLK
Dilution: 1
Units: ug/kg
Percent Solid: 91.9

Instrument: HPMS5
Prep Date: 04/17/2003 18:20
Cal Date: 04/17/2003 17:12
Run Date: 04/22/2003 17:14
File ID: 5M25961

Analyte	CAS. Number	Result	Qual	RL	MDL
3-Nitroaniline	99-09-2		U	897	359
Acenaphthene	83-32-9		U	179	89.7
2,4-Dinitrophenol	51-28-5		U	897	359
4-Nitrophenol	100-02-7		U	897	359
Dibenzofuran	132-64-9		U	179	89.7
2,4-Dinitrotoluene	121-14-2		U	179	89.7
Diethylphthalate	84-66-2		U	179	89.7
4-Chlorophenyl-phenyl ether	7005-72-3		U	179	89.7
Fluorene	86-73-7		U	179	89.7
4-Nitroaniline	100-01-6		U	897	359
4,6-Dinitro-2-methylphenol	534-52-1		U	897	359
N-Nitrosodiphenylamine	86-30-6		U	179	89.7
4-Bromophenyl-phenylether	101-55-3		U	179	89.7
Hexachlorobenzene	118-74-1		U	179	89.7
Pentachlorophenol	87-86-5		U	897	359
Phenanthrene	85-01-8		U	179	89.7
Anthracene	120-12-7		U	179	89.7
Di-N-Butylphthalate	84-74-2		U	179	89.7
Fluoranthene	206-44-0		U	179	89.7
Pyrene	129-00-0		U	179	89.7
Butylbenzylphthalate	85-68-7		U	179	89.7
3,3'-Dichlorobenzidine	91-94-1		U	359	179
Benzo(a)anthracene	56-55-3		U	179	89.7
Chrysene	218-01-9		U	179	89.7
bis(2-Ethylhexyl)phthalate	117-81-7		U	179	89.7
Di-n-octylphthalate	117-84-0		U	179	89.7
Benzo(b)fluoranthene	205-99-2		U	179	89.7
Benzo(k)fluoranthene	207-08-9		U	179	89.7
Benzo(a)pyrene	50-32-8		U	179	89.7
Indeno(1,2,3-cd)pyrene	193-39-5		U	179	89.7
Dibenzo(a,h)Anthracene	53-70-3		U	179	89.7
Benzo(g,h,i)Perylene	191-24-2		U	179	89.7

Analyte	% Recovery	Lower	Upper	Qual
2-Fluorophenol	40.5	25	121	
Phenol-d5	45.5	24	113	
Nitrobenzene-d5	36.3	23	120	
2-Fluorobiphenyl	47.3	30	115	
2,4,6-Tribromophenol	69.4	19	122	
p-Terphenyl-d14	75.2	18	137	

U This analyte was not detected in the sample.

Sample Number: L0304368-10
Client ID: SB-37/4'-6'
Matrix: Soil
Workgroup Number: WG138678
Collect Date: 16-APR-03

Prep Method: D2216-90
Analytical Method: D2216-90
Analyst: TMM
Dilution: 1
Units: weight %

Instrument: OVEN
Prep Date: 04/18/2003 13:55
Cal Date:
Run Date: 04/18/2003 13:55
File ID:

Analyte	CAS. Number	Result	Qual	RL	MDL
Percent Solids	10-02-6	91.9		1.00	1.00

0045

Report Number: L0304368
Report Date : May 2, 2003

Sample Number: L0304368-11
Client ID: SB-37/14'-16'
Matrix: Soil
Workgroup Number: WG139532
Collect Date: 16-APR-03
Sample Tag: 01

Prep Method: 3050B
Analytical Method: 6010B
Analyst: JYH
Dilution: 1
Units: mg/kg
Percent Solid: 89.2

Instrument: IRIS-ICP
Prep Date: 04/30/2003 07:30
Cal Date: 05/01/2003 10:13
Run Date: 05/01/2003 14:11
File ID: IR.050103.141100

Analyte	CAS. Number	Result	Qual	RL	MDL
Lead, Total	7439-92-1	27.4		5.50	0.550

Sample Number: L0304368-11
Client ID: SB-37/14'-16'
Matrix: Soil
Workgroup Number: WG138568
Collect Date: 16-APR-03

Prep Method: 5030B
Analytical Method: 8260B
Analyst: MES
Dilution: 1
Units: ug/kg
Percent Solid: 89.2

Instrument: HPMS9
Prep Date: 04/17/2003 17:21
Cal Date: 03/14/2003 17:45
Run Date: 04/17/2003 17:21
File ID: 9M24284

Analyte	CAS. Number	Result	Qual	RL	MDL
Acetone	67-64-1		U	112	5.61
Benzene	71-43-2		U	5.61	0.561
Bromobenzene	108-86-1		U	5.61	0.561
Bromochloromethane	74-97-5		U	5.61	0.561
Bromodichloromethane	75-27-4		U	5.61	0.561
Bromoform	75-25-2		U	5.61	0.561
Bromomethane	74-83-9		U	11.2	1.12
2-Butanone	78-93-3		U	112	2.80
n-Butylbenzene	104-51-8		U	5.61	0.561
sec-Butylbenzene	135-98-8		U	5.61	0.561
tert-Butylbenzene	98-06-6		U	5.61	0.561
Carbon disulfide	75-15-0		U	5.61	0.561
Carbon tetrachloride	56-23-5		U	5.61	0.561
Chlorobenzene	108-90-7	1.51	J	5.61	0.561
Chlorodibromomethane	124-48-1		U	5.61	0.561
Chloroethane	75-00-3		U	11.2	1.12
2-Chloroethyl vinyl ether	110-75-8		U	11.2	0.561
Chloroform	67-66-3		U	5.61	0.561
Chloromethane	74-87-3		U	11.2	2.24
2-Chlorotoluene	95-49-8		U	5.61	0.561
4-Chlorotoluene	106-43-4		U	5.61	0.561
1,2-Dibromo-3-chloropropane	96-12-8		U	5.61	1.12
1,2-Dibromoethane	106-93-4		U	5.61	0.561
Dibromomethane	74-95-3		U	5.61	0.561
1,2-Dichlorobenzene	95-50-1		U	5.61	0.561
1,3-Dichlorobenzene	541-73-1		U	5.61	0.561
1,4-Dichlorobenzene	106-46-7		U	5.61	0.561
Dichlorodifluoromethane	75-71-8		U	11.2	1.12
1,1-Dichloroethane	75-34-3		U	5.61	1.12
1,2-Dichloroethane	107-06-2	3.58	J	5.61	0.561
1,1-Dichloroethene	75-35-4		U	5.61	0.561
cis-1,2-Dichloroethene	156-59-2	13.8		5.61	0.561
trans-1,2-Dichloroethene	156-60-5		U	5.61	0.561
1,2-Dichloropropane	78-87-5		U	5.61	0.561
1,3-Dichloropropane	142-28-9		U	5.61	0.561
2,2-Dichloropropane	594-20-7		U	5.61	0.561
cis-1,3-Dichloropropene	10061-01-5		U	5.61	0.561
trans-1,3-Dichloropropene	10061-02-6		U	5.61	0.561
1,1-Dichloropropene	563-58-6		U	5.61	0.561
Ethylbenzene	100-41-4		U	5.61	0.561
2-Hexanone	591-78-6		U	11.2	2.80
Hexachlorobutadiene	87-68-3		U	5.61	0.561

Sample Number: L0304368-11
Client ID: SB-37/14'-16'
Matrix: Soil
Workgroup Number: WG138568
Collect Date: 16-APR-03

Prep Method: 5030B
Analytical Method: 8260B
Analyst: MES
Dilution: 1
Units: ug/kg
Percent Solid: 89.2

Instrument: HPMS9
Prep Date: 04/17/2003 17:21
Cal Date: 03/14/2003 17:45
Run Date: 04/17/2003 17:21
File ID: 9M24284

Analyte	CAS. Number	Result	Qual	RL	MDL
Isopropylbenzene	98-82-8		U	5.61	0.561
p-Isopropyltoluene	99-87-6		U	5.61	0.561
4-Methyl-2-pentanone	108-10-1		U	11.2	2.80
Methylene chloride	75-09-2	1.80	J	5.61	1.12
Naphthalene	91-20-3		U	11.2	0.561
n-Propylbenzene	103-65-1		U	5.61	0.561
Styrene	100-42-5		U	5.61	0.561
1,1,1,2-Tetrachloroethane	630-20-6		U	5.61	0.561
1,1,2,2-Tetrachloroethane	79-34-5		U	5.61	0.561
Tetrachloroethene	127-18-4	1.63	J	5.61	0.561
Toluene	108-88-3		U	5.61	0.561
1,2,3-Trichlorobenzene	87-61-6		U	5.61	0.561
1,2,4-Trichlorobenzene	120-82-1		U	5.61	0.561
1,1,1-Trichloroethane	71-55-6		U	5.61	0.561
1,1,2-Trichloroethane	79-00-5		U	5.61	0.561
Trichloroethene	79-01-6	17.3		5.61	0.561
Trichlorofluoromethane	75-69-4		U	11.2	1.12
1,2,3-Trichloropropane	96-18-4		U	5.61	0.718
1,2,4-Trimethylbenzene	95-63-6		U	5.61	0.561
1,3,5-Trimethylbenzene	108-67-8		U	5.61	0.561
Vinyl acetate	108-05-4		U	11.2	1.12
Vinyl chloride	75-01-4		U	11.2	1.12
o-Xylene	95-47-6		U	5.61	0.561
m-,p-Xylene	136777-61-2		U	5.61	0.561

Analyte	% Recovery	Lower	Upper	Qual
Dibromofluoromethane	103	80	120	
1,2-Dichloroethane-d4	99.2	80	120	
Toluene-d8	107	81	117	
4-Bromofluorobenzene	98.5	74	121	

J This compound was detected at a level above the method detection limit, but below the reporting limit.
U This analyte was not detected in the sample.

Sample Number: L0304368-11
Client ID: SB-37/14'-16'
Matrix: Soil
Workgroup Number: WG138912
Collect Date: 16-APR-03
Sample Tag: 01

Prep Method: 3550B
Analytical Method: 8270C
Analyst: CLK
Dilution: 1
Units: ug/kg
Percent Solid: 89.2

Instrument: HPMS5
Prep Date: 04/17/2003 18:20
Cal Date: 04/17/2003 17:12
Run Date: 04/22/2003 23:29
File ID: 5M25973

Analyte	CAS. Number	Result	Qual	RL	MDL
Phenol	108-95-2		U	185	92.4
Bis(2-Chloroethyl)ether	111-44-4		U	185	92.4
2-Chlorophenol	95-57-8		U	185	92.4
1,3-Dichlorobenzene	541-73-1		U	185	92.4
1,4-Dichlorobenzene	106-46-7		U	185	92.4
Benzyl alcohol	100-51-6		U	185	92.4
1,2-Dichlorobenzene	95-50-1	125	J	185	92.4
2-Methylphenol	95-48-7		U	185	92.4
3-,4-Methylphenol	106-44-5		U	185	92.4
bis(2-Chloroisopropyl)ether	108-60-1		U	185	92.4
N-Nitrosodipropylamine	621-64-7		U	185	92.4
Hexachloroethane	67-72-1		U	185	92.4
Nitrobenzene	98-95-3		U	185	92.4
[illegible]orone	78-59-1		U	185	92.4
2-Nitrophenol	88-75-5		U	185	92.4
2,4-Dimethylphenol	105-67-9		U	185	92.4

Report Number: L0304368
Report Date : May 2, 2003

Sample Number: L0304368-11
Client ID: SB-37/14'-16'
Matrix: Soil
Workgroup Number: WG138912
Collect Date: 16-APR-03
Sample Tag: 01

Prep Method: 3550B
Analytical Method: 8270C
Analyst: CLK
Dilution: 1
Units: ug/kg
Percent Solid: 89.2

Instrument: HPMS5
Prep Date: 04/17/2003 18:20
Cal Date: 04/17/2003 17:12
Run Date: 04/22/2003 23:29
File ID: 5M25973

Analyte	CAS. Number	Result	Qual	RL	MDL
Benzoic acid	65-85-0		U	924	370
Bis(2-Chloroethoxy)Methane	111-91-1		U	185	92.4
2,4-Dichlorophenol	120-83-2		U	185	92.4
1,2,4-Trichlorobenzene	120-82-1		U	185	92.4
Naphthalene	91-20-3		U	185	92.4
4-Chloroaniline	106-47-8		U	185	92.4
Hexachlorobutadiene	87-68-3		U	185	92.4
4-Chloro-3-methylphenol	59-50-7		U	185	92.4
2-Methylnaphthalene	91-57-6		U	185	92.4
Hexachlorocyclopentadiene	77-47-4		U	185	92.4
2,4,6-Trichlorophenol	88-06-2		U	185	92.4
2,4,5-Trichlorophenol	95-95-4		U	185	92.4
2-Chloronaphthalene	91-58-7		U	185	92.4
2-Nitroaniline	88-74-4		U	924	370
Dimethylphthalate	131-11-3		U	185	92.4
Acenaphthylene	208-96-8		U	185	92.4
2,6-Dinitrotoluene	606-20-2		U	185	92.4
3-Nitroaniline	99-09-2		U	924	370
Acenaphthene	83-32-9		U	185	92.4
2,4-Dinitrophenol	51-28-5		U	924	370
4-Nitrophenol	100-02-7		U	924	370
Dibenzofuran	132-64-9		U	185	92.4
2,4-Dinitrotoluene	121-14-2		U	185	92.4
Diethylphthalate	84-66-2		U	185	92.4
4-Chlorophenyl-phenyl ether	7005-72-3		U	185	92.4
Fluorene	86-73-7		U	185	92.4
4-Nitroaniline	100-01-6		U	924	370
4,6-Dinitro-2-methylphenol	534-52-1		U	924	370
N-Nitrosodiphenylamine	86-30-6		U	185	92.4
4-Bromophenyl-phenylether	101-55-3		U	185	92.4
Hexachlorobenzene	118-74-1		U	185	92.4
Pentachlorophenol	87-86-5		U	924	370
Phenanthrene	85-01-8		U	185	92.4
Anthracene	120-12-7		U	185	92.4
Di-N-Butylphthalate	84-74-2		U	185	92.4
Fluoranthene	206-44-0		U	185	92.4
Pyrene	129-00-0		U	185	92.4
Butylbenzylphthalate	85-68-7		U	185	92.4
3,3'-Dichlorobenzidine	91-94-1		U	370	185
Benzo(a)anthracene	56-55-3		U	185	92.4
Chrysene	218-01-9		U	185	92.4
bis(2-Ethylhexyl)phthalate	117-81-7	265		185	92.4
Di-n-octylphthalate	117-84-0		U	185	92.4
Benzo(b)fluoranthene	205-99-2		U	185	92.4
Benzo(k)fluoranthene	207-08-9		U	185	92.4
Benzo(a)pyrene	50-32-8		U	185	92.4
Indeno(1,2,3-cd)pyrene	193-39-5		U	185	92.4
Dibenzo(a,h)Anthracene	53-70-3		U	185	92.4
Benzo(g,h,i)Perylene	191-24-2		U	185	92.4

Analyte	% Recovery	Lower	Upper	Qual
2-Fluorophenol	51.1	25	121	
Phenol-d5	59.1	24	113	
Nitrobenzene-d5	54.6	23	120	
2-Fluorobiphenyl	65.6	30	115	
2,4,6-Tribromophenol	104	19	122	
p-Terphenyl-d14	116	18	137	

J This compound was detected at a level above the method detection limit, but below the reporting limit.
U This analyte was not detected in the sample.

L5400

Report Number: L0304368
Report Date : May 2, 2003

Sample Number: L0304368-11
Client ID: SB-37/14'-16'
Matrix: Soil
Workgroup Number: WG138678
Collect Date: 16-APR-03

Prep Method: D2216-90
Analytical Method: D2216-90
Analyst: TMM
Dilution: 1
Units: weight %

Instrument: OVEN
Prep Date: 04/18/2003 13:55
Cal Date:
Run Date: 04/18/2003 13:55
File ID:

Analyte	CAS. Number	Result	Qual	RL	MDL
Percent Solids	10-02-6	89.2		1.00	1.00

Sample Number: L0304368-12
Client ID: SB-34/21'-23'
Matrix: Soil
Workgroup Number: WG139532
Collect Date: 16-APR-03
Sample Tag: 01

Prep Method: 3050B
Analytical Method: 6010B
Analyst: JYH
Dilution: 1
Units: mg/kg
Percent Solid: 88.0

Instrument: IRIS-ICP
Prep Date: 04/30/2003 07:30
Cal Date: 05/01/2003 10:13
Run Date: 05/01/2003 14:16
File ID: IR.050103.141600

Analyte	CAS. Number	Result	Qual	RL	MDL
Lead, Total	7439-92-1	19.4		6.11	0.611

Sample Number: L0304368-12
Client ID: SB-34/21'-23'
Matrix: Soil
Workgroup Number: WG138757
Collect Date: 16-APR-03

Prep Method: 5030B
Analytical Method: 8260B
Analyst: MES
Dilution: 100
Units: ug/kg
Percent Solid: 88.0

Instrument: HPMS10
Prep Date: 04/21/2003 19:20
Cal Date: 02/25/2003 16:59
Run Date: 04/21/2003 19:20
File ID: 10M22384

Analyte	CAS. Number	Result	Qual	RL	MDL
Acetone	67-64-1		U	11400	568
Benzene	71-43-2		U	568	56.8
Bromobenzene	108-86-1		U	568	56.8
Bromochloromethane	74-97-5		U	568	56.8
Bromodichloromethane	75-27-4		U	568	56.8
Bromoform	75-25-2		U	568	56.8
Bromomethane	74-83-9		U	1140	114
2-Butanone	78-93-3		U	11400	284
n-Butylbenzene	104-51-8	4360		568	56.8
sec-Butylbenzene	135-98-8	2120		568	56.8
tert-Butylbenzene	98-06-6	248	J	568	56.8
Carbon disulfide	75-15-0		U	568	56.8
Carbon tetrachloride	56-23-5		U	568	56.8
Chlorobenzene	108-90-7	1070		568	56.8
Chlorodibromomethane	124-48-1		U	568	56.8
Chloroethane	75-00-3		U	1140	114
2-Chloroethyl vinyl ether	110-75-8		U	1140	56.8
Chloroform	67-66-3		U	568	56.8
Chloromethane	74-87-3		U	1140	227
2-Chlorotoluene	95-49-8		U	568	56.8
4-Chlorotoluene	106-43-4		U	568	56.8
1,2-Dibromo-3-chloropropane	96-12-8		U	568	114
1,2-Dibromoethane	106-93-4		U	568	56.8
Dibromomethane	74-95-3		U	568	56.8
1,2-Dichlorobenzene	95-50-1	422	J	568	56.8
1,3-Dichlorobenzene	541-73-1		U	568	56.8

KEMRON ENVIRONMENTAL SERVICES

Report Number: L0304368
Report Date : May 2, 2003

Sample Number: L0304368-12
Client ID: SB-34/21'-23'
Matrix: Soil
Workgroup Number: WG138757
Collect Date: 16-APR-03

Prep Method: 5030B
Analytical Method: 8260B
Analyst: MES
Dilution: 100
Units: ug/kg
Percent Solid: 88.0

Instrument: HPMS10
Prep Date: 04/21/2003 19:20
Cal Date: 02/25/2003 16:59
Run Date: 04/21/2003 19:20
File ID: 10M22384

Analyte	CAS. Number	Result	Qual	RL	MDL
1,4-Dichlorobenzene	106-46-7	230	J	568	56.8
Dichlorodifluoromethane	75-71-8		U	1140	114
1,1-Dichloroethane	75-34-3		U	568	114
1,2-Dichloroethane	107-06-2		U	568	56.8
1,1-Dichloroethene	75-35-4		U	568	56.8
cis-1,2-Dichloroethene	156-59-2		U	568	56.8
trans-1,2-Dichloroethene	156-60-5		U	568	56.8
1,2-Dichloropropane	78-87-5		U	568	56.8
1,3-Dichloropropane	142-28-9		U	568	56.8
2,2-Dichloropropane	594-20-7		U	568	56.8
cis-1,3-Dichloropropene	10061-01-5		U	568	56.8
trans-1,3-Dichloropropene	10061-02-6		U	568	56.8
1,1-Dichloropropene	563-58-6		U	568	56.8
Ethylbenzene	100-41-4	498	J	568	56.8
2-Hexanone	591-78-6		U	1140	284
Hexachlorobutadiene	87-68-3		U	568	56.8
Isopropylbenzene	98-82-8	702		568	56.8
p-Isopropyltoluene	99-87-6	939		568	56.8
4-Methyl-2-pentanone	108-10-1		U	1140	284
Methylene chloride	75-09-2		U	568	114
Naphthalene	91-20-3	743	J	1140	56.8
n-Propylbenzene	103-65-1	3040		568	56.8
Styrene	100-42-5		U	568	56.8
1,1,1,2-Tetrachloroethane	630-20-6		U	568	56.8
1,1,2,2-Tetrachloroethane	79-34-5		U	568	56.8
Tetrachloroethene	127-18-4		U	568	56.8
Toluene	108-88-3		U	568	56.8
1,2,3-Trichlorobenzene	87-61-6		U	568	56.8
1,2,4-Trichlorobenzene	120-82-1		U	568	56.8
1,1,1-Trichloroethane	71-55-6		U	568	56.8
1,1,2-Trichloroethane	79-00-5		U	568	56.8
Trichloroethene	79-01-6	75.3	J	568	56.8
Trichlorofluoromethane	75-69-4		U	1140	114
1,2,3-Trichloropropane	96-18-4		U	568	72.7
1,2,4-Trimethylbenzene	95-63-6	19200		568	56.8
1,3,5-Trimethylbenzene	108-67-8		U	568	56.8
Vinyl acetate	108-05-4		U	1140	114
Vinyl chloride	75-01-4		U	1140	114
o-Xylene	95-47-6	925		568	56.8
m-,p-Xylene	136777-61-2	1070		568	56.8

Analyte	% Recovery	Lower	Upper	Qual
Dibromofluoromethane	87.5	80	120	
1,2-Dichloroethane-d4	89.1	80	120	
Toluene-d8	88.3	81	117	
4-Bromofluorobenzene	119	74	121	

J This compound was detected at a level above the method detection limit, but below the reporting limit.
U This analyte was not detected in the sample.

00047

Report Number: L0304368
Report Date : May 2, 2003

Sample Number: L0304368-12
Client ID: SB-34/21'-23'
Matrix: Soil
Workgroup Number: WG138912
Collect Date: 16-APR-03
Sample Tag: 01

Prep Method: 3550B
Analytical Method: 8270C
Analyst: CLK
Dilution: 1
Units: ug/kg
Percent Solid: 88.0

Instrument: HPMS4
Prep Date: 04/17/2003 18:20
Cal Date: 04/24/2003 16:33
Run Date: 04/25/2003 00:14
File ID: 4M18374

Analyte	CAS. Number	Result	Qual	RL	MDL
Phenol	108-95-2		U	187	93.7
Bis(2-Chloroethyl)ether	111-44-4		U	187	93.7
2-Chlorophenol	95-57-8		U	187	93.7
1,3-Dichlorobenzene	541-73-1		U	187	93.7
1,4-Dichlorobenzene	106-46-7		U	187	93.7
Benzyl alcohol	100-51-6		U	187	93.7
1,2-Dichlorobenzene	95-50-1		U	187	93.7
2-Methylphenol	95-48-7		U	187	93.7
3-,4-Methylphenol	106-44-5		U	187	93.7
bis(2-Chloroisopropyl)ether	108-60-1		U	187	93.7
N-Nitrosodipropylamine	621-64-7		U	187	93.7
Hexachloroethane	67-72-1		U	187	93.7
Nitrobenzene	98-95-3		U	187	93.7
Isophorone	78-59-1		U	187	93.7
2-Nitrophenol	88-75-5		U	187	93.7
2,4-Dimethylphenol	105-67-9		U	187	93.7
Benzoic acid	65-85-0		U	937	375
Bis(2-Chloroethoxy)Methane	111-91-1		U	187	93.7
2,4-Dichlorophenol	120-83-2		U	187	93.7
1,2,4-Trichlorobenzene	120-82-1		U	187	93.7
Naphthalene	91-20-3		U	187	93.7
4-Chloroaniline	106-47-8		U	187	93.7
Hexachlorobutadiene	87-68-3		U	187	93.7
4-Chloro-3-methylphenol	59-50-7		U	187	93.7
2-Methylnaphthalene	91-57-6	202		187	93.7
Hexachlorocyclopentadiene	77-47-4		U	187	93.7
2,4,6-Trichlorophenol	88-06-2		U	187	93.7
2,4,5-Trichlorophenol	95-95-4		U	187	93.7
2-Chloronaphthalene	91-58-7		U	187	93.7
2-Nitroaniline	88-74-4		U	937	375
Dimethylphthalate	131-11-3		U	187	93.7
Acenaphthylene	208-96-8		U	187	93.7
2,6-Dinitrotoluene	606-20-2		U	187	93.7
3-Nitroaniline	99-09-2		U	937	375
Acenaphthene	83-32-9	334		187	93.7
2,4-Dinitrophenol	51-28-5		U	937	375
4-Nitrophenol	100-02-7		U	937	375
Dibenzofuran	132-64-9	255		187	93.7
2,4-Dinitrotoluene	121-14-2		U	187	93.7
Diethylphthalate	84-66-2		U	187	93.7
4-Chlorophenyl-phenyl ether	7005-72-3		U	187	93.7
Fluorene	86-73-7	498		187	93.7
4-Nitroaniline	100-01-6		U	937	375
4,6-Dinitro-2-methylphenol	534-52-1		U	937	375
N-Nitrosodiphenylamine	86-30-6		U	187	93.7
4-Bromophenyl-phenylether	101-55-3		U	187	93.7
Hexachlorobenzene	118-74-1		U	187	93.7
Pentachlorophenol	87-86-5		U	937	375
Phenanthrene	85-01-8	1090		187	93.7
Anthracene	120-12-7		U	187	93.7
Di-N-Butylphthalate	84-74-2		U	187	93.7
Fluoranthene	206-44-0		U	187	93.7
Pyrene	129-00-0	119	J	187	93.7
Butylbenzylphthalate	85-68-7		U	187	93.7
3,3'-Dichlorobenzidine	91-94-1		U	375	187
Benzo(a)anthracene	56-55-3		U	187	93.7
Chrysene	218-01-9		U	187	93.7
bis(2-Ethylhexyl)phthalate	117-81-7	146	J	187	93.7
Di-n-octylphthalate	117-84-0		U	187	93.7

L0304368

Report Number: L0304368
Report Date : May 2, 2003

Sample Number: L0304368-12
Client ID: SB-34/21'-23'
Matrix: Soil
Workgroup Number: WG138912
Collect Date: 16-APR-03
Sample Tag: 01

Prep Method: 3550B
Analytical Method: 8270C
Analyst: CLK
Dilution: 1
Units: ug/kg
Percent Solid: 88.0

Instrument: HPMS4
Prep Date: 04/17/2003 18:20
Cal Date: 04/24/2003 16:33
Run Date: 04/25/2003 00:14
File ID: 4M18374

Analyte	CAS. Number	Result	Qual	RL	MDL
Benzo(b)fluoranthene	205-99-2		U	187	93.7
Benzo(k)fluoranthene	207-08-9		U	187	93.7
Benzo(a)pyrene	50-32-8		U	187	93.7
Indeno(1,2,3-cd)pyrene	193-39-5		U	187	93.7
Dibenzo(a,h)Anthracene	53-70-3		U	187	93.7
Benzo(g,h,i)Perylene	191-24-2		U	187	93.7

Analyte	% Recovery	Lower	Upper	Qual
2-Fluorophenol	46.7	25	121	
Phenol-d5	58.9	24	113	
Nitrobenzene-d5	107	23	120	
2-Fluorobiphenyl	69.8	30	115	
2,4,6-Tribromophenol	64.7	19	122	
p-Terphenyl-d14	85.2	18	137	

J This compound was detected at a level above the method detection limit, but below the reporting limit.
U This analyte was not detected in the sample.

Sample Number: L0304368-12
Client ID: SB-34/21'-23'
Matrix: Soil
orkgroup Number: WG138678
Collect Date: 16-APR-03

Prep Method: D2216-90
Analytical Method: D2216-90
Analyst: TMM
Dilution: 1
Units: weight %

Instrument: OVEN
Prep Date: 04/18/2003 13:55
Cal Date:
Run Date: 04/18/2003 13:55
File ID:

Analyte	CAS. Number	Result	Qual	RL	MDL
Percent Solids	10-02-6	88.0		1.00	1.00

Sample Number: L0304368-13
Client ID: SB-39/13'-15'
Matrix: Soil
Workgroup Number: WG139532
Collect Date: 16-APR-03
Sample Tag: 01

Prep Method: 3050B
Analytical Method: 6010B
Analyst: JYH
Dilution: 1
Units: mg/kg
Percent Solid: 88.0

Instrument: IRIS-ICP
Prep Date: 04/30/2003 07:30
Cal Date: 05/01/2003 10:13
Run Date: 05/01/2003 14:20
File ID: IR.050103.142000

Analyte	CAS. Number	Result	Qual	RL	MDL
Lead, Total	7439-92-1	15.8		5.92	0.592

00449

KEMRON ENVIRONMENTAL SERVICES

Report Number: L0304368
Report Date : May 2, 2003

Sample Number: L0304368-13
Client ID: SB-39/13'-15'
Matrix: Soil
Workgroup Number: WG138568
Collect Date: 16-APR-03

Prep Method: 5030B
Analytical Method: 8260B
Analyst: MES
Dilution: 1
Units: ug/kg
Percent Solid: 88.0

Instrument: HPMS9
Prep Date: 04/17/2003 17:53
Cal Date: 03/14/2003 17:45
Run Date: 04/17/2003 17:53
File ID: 9M24285

Analyte	CAS. Number	Result	Qual	RL	MDL
Acetone	67-64-1		U	114	5.68
Benzene	71-43-2		U	5.68	0.568
Bromobenzene	108-86-1		U	5.68	0.568
Bromochloromethane	74-97-5		U	5.68	0.568
Bromodichloromethane	75-27-4		U	5.68	0.568
Bromoform	75-25-2		U	5.68	0.568
Bromomethane	74-83-9		U	11.4	1.14
2-Butanone	78-93-3		U	114	2.84
n-Butylbenzene	104-51-8		U	5.68	0.568
sec-Butylbenzene	135-98-8		U	5.68	0.568
tert-Butylbenzene	98-06-6		U	5.68	0.568
Carbon disulfide	75-15-0		U	5.68	0.568
Carbon tetrachloride	56-23-5		U	5.68	0.568
Chlorobenzene	108-90-7		U	5.68	0.568
Chlorodibromomethane	124-48-1		U	5.68	0.568
Chloroethane	75-00-3		U	11.4	1.14
2-Chloroethyl vinyl ether	110-75-8		U	11.4	0.568
Chloroform	67-66-3		U	5.68	0.568
Chloromethane	74-87-3		U	11.4	2.27
2-Chlorotoluene	95-49-8		U	5.68	0.568
4-Chlorotoluene	106-43-4		U	5.68	0.568
1,2-Dibromo-3-chloropropane	96-12-8		U	5.68	1.14
1,2-Dibromoethane	106-93-4		U	5.68	0.568
Dibromomethane	74-95-3		U	5.68	0.568
1,2-Dichlorobenzene	95-50-1		U	5.68	0.568
1,3-Dichlorobenzene	541-73-1		U	5.68	0.568
1,4-Dichlorobenzene	106-46-7		U	5.68	0.568
Dichlorodifluoromethane	75-71-8		U	11.4	1.14
1,1-Dichloroethane	75-34-3		U	5.68	1.14
1,2-Dichloroethane	107-06-2		U	5.68	0.568
1,1-Dichloroethene	75-35-4		U	5.68	0.568
cis-1,2-Dichloroethene	156-59-2		U	5.68	0.568
trans-1,2-Dichloroethene	156-60-5		U	5.68	0.568
1,2-Dichloropropane	78-87-5		U	5.68	0.568
1,3-Dichloropropane	142-28-9		U	5.68	0.568
2,2-Dichloropropane	594-20-7		U	5.68	0.568
cis-1,3-Dichloropropene	10061-01-5		U	5.68	0.568
trans-1,3-Dichloropropene	10061-02-6		U	5.68	0.568
1,1-Dichloropropene	563-58-6		U	5.68	0.568
Ethylbenzene	100-41-4		U	5.68	0.568
2-Hexanone	591-78-6		U	11.4	2.84
Hexachlorobutadiene	87-68-3		U	5.68	0.568
Isopropylbenzene	98-82-8		U	5.68	0.568
p-Isopropyltoluene	99-87-6		U	5.68	0.568
4-Methyl-2-pentanone	108-10-1		U	11.4	2.84
Methylene chloride	75-09-2	1.88	J	5.68	1.14
Naphthalene	91-20-3		U	11.4	0.568
n-Propylbenzene	103-65-1		U	5.68	0.568
Styrene	100-42-5		U	5.68	0.568
1,1,1,2-Tetrachloroethane	630-20-6		U	5.68	0.568
1,1,2,2-Tetrachloroethane	79-34-5		U	5.68	0.568
Tetrachloroethene	127-18-4		U	5.68	0.568
Toluene	108-88-3		U	5.68	0.568
1,2,3-Trichlorobenzene	87-61-6		U	5.68	0.568
1,2,4-Trichlorobenzene	120-82-1		U	5.68	0.568
1,1,1-Trichloroethane	71-55-6		U	5.68	0.568
1,1,2-Trichloroethane	79-00-5		U	5.68	0.568
Trichloroethene	79-01-6	12.8		5.68	0.568
Trichlorofluoromethane	75-69-4		U	11.4	1.14

0000

Sample Number: L0304368-13
Client ID: SB-39/13'-15'
Matrix: Soil
Workgroup Number: WG138568
Collect Date: 16-APR-03

Prep Method: 5030B
Analytical Method: 8260B
Analyst: MES
Dilution: 1
Units: ug/kg
Percent Solid: 88.0

Instrument: HPMS9
Prep Date: 04/17/2003 17:53
Cal Date: 03/14/2003 17:45
Run Date: 04/17/2003 17:53
File ID: 9M24285

Analyte	CAS. Number	Result	Qual	RL	MDL
1,2,3-Trichloropropane	96-18-4		U	5.68	0.727
1,2,4-Trimethylbenzene	95-63-6		U	5.68	0.568
1,3,5-Trimethylbenzene	108-67-8		U	5.68	0.568
Vinyl acetate	108-05-4		U	11.4	1.14
Vinyl chloride	75-01-4		U	11.4	1.14
o-Xylene	95-47-6		U	5.68	0.568
m-,p-Xylene	136777-61-2		U	5.68	0.568

Analyte	% Recovery	Lower	Upper	Qual
Dibromofluoromethane	104	80	120	
1,2-Dichloroethane-d4	101	80	120	
Toluene-d8	107	81	117	
4-Bromofluorobenzene	98.0	74	121	

J This compound was detected at a level above the method detection limit, but below the reporting limit.
U This analyte was not detected in the sample.

Sample Number: L0304368-13
Client ID: SB-39/13'-15'
Matrix: Soil
Workgroup Number: WG138912
Collect Date: 16-APR-03
Sample Tag: 01

Prep Method: 3550B
Analytical Method: 8270C
Analyst: CLK
Dilution: 1
Units: ug/kg
Percent Solid: 88.0

Instrument: HPMS5
Prep Date: 04/17/2003 18:20
Cal Date: 04/17/2003 17:12
Run Date: 04/22/2003 15:07
File ID: 5M25957

Analyte	CAS. Number	Result	Qual	RL	MDL
Phenol	108-95-2		U	187	93.5
Bis(2-Chloroethyl)ether	111-44-4		U	187	93.5
2-Chlorophenol	95-57-8		U	187	93.5
1,3-Dichlorobenzene	541-73-1		U	187	93.5
1,4-Dichlorobenzene	106-46-7		U	187	93.5
Benzyl alcohol	100-51-6		U	187	93.5
1,2-Dichlorobenzene	95-50-1		U	187	93.5
2-Methylphenol	95-48-7		U	187	93.5
3-,4-Methylphenol	106-44-5		U	187	93.5
bis(2-Chloroisopropyl)ether	108-60-1		U	187	93.5
N-Nitrosodipropylamine	621-64-7		U	187	93.5
Hexachloroethane	67-72-1		U	187	93.5
Nitrobenzene	98-95-3		U	187	93.5
Isophorone	78-59-1		U	187	93.5
2-Nitrophenol	88-75-5		U	187	93.5
2,4-Dimethylphenol	105-67-9		U	187	93.5
Benzoic acid	65-85-0		U	935	374
Bis(2-Chloroethoxy)Methane	111-91-1		U	187	93.5
2,4-Dichlorophenol	120-83-2		U	187	93.5
1,2,4-Trichlorobenzene	120-82-1		U	187	93.5
Naphthalene	91-20-3		U	187	93.5
4-Chloroaniline	106-47-8		U	187	93.5
Hexachlorobutadiene	87-68-3		U	187	93.5
4-Chloro-3-methylphenol	59-50-7		U	187	93.5
2-Methylnaphthalene	91-57-6		U	187	93.5
Hexachlorocyclopentadiene	77-47-4		U	187	93.5
2,4,6-Trichlorophenol	88-06-2		U	187	93.5
2,4,5-Trichlorophenol	95-95-4		U	187	93.5
2-Chloronaphthalene	91-58-7		U	187	93.5
2-Nitroaniline	88-74-4		U	935	374
Dimethylphthalate	131-11-3		U	187	93.5
Acenaphthylene	208-96-8		U	187	93.5
2,6-Dinitrotoluene	606-20-2		U	187	93.5

Report Number: L0304368
Report Date : May 2, 2003

Sample Number: L0304368-13
Client ID: SB-39/13'-15'
Matrix: Soil
Workgroup Number: WG138912
Collect Date: 16-APR-03
Sample Tag: 01

Prep Method: 3550B
Analytical Method: 8270C
Analyst: CLK
Dilution: 1
Units: ug/kg
Percent Solid: 88.0

Instrument: HPMS5
Prep Date: 04/17/2003 18:20
Cal Date: 04/17/2003 17:12
Run Date: 04/22/2003 15:07
File ID: 5M25957

Analyte	CAS. Number	Result	Qual	RL	MDL
3-Nitroaniline	99-09-2		U	935	374
Acenaphthene	83-32-9		U	187	93.5
2,4-Dinitrophenol	51-28-5		U	935	374
4-Nitrophenol	100-02-7		U	935	374
Dibenzofuran	132-64-9		U	187	93.5
2,4-Dinitrotoluene	121-14-2		U	187	93.5
Diethylphthalate	84-66-2		U	187	93.5
4-Chlorophenyl-phenyl ether	7005-72-3		U	187	93.5
Fluorene	86-73-7		U	187	93.5
4-Nitroaniline	100-01-6		U	935	374
4,6-Dinitro-2-methylphenol	534-52-1		U	935	374
N-Nitrosodiphenylamine	86-30-6		U	187	93.5
4-Bromophenyl-phenylether	101-55-3		U	187	93.5
Hexachlorobenzene	118-74-1		U	187	93.5
Pentachlorophenol	87-86-5		U	935	374
Phenanthrene	85-01-8		U	187	93.5
Anthracene	120-12-7		U	187	93.5
Di-N-Butylphthalate	84-74-2		U	187	93.5
Fluoranthene	206-44-0		U	187	93.5
Pyrene	129-00-0		U	187	93.5
Butylbenzylphthalate	85-68-7		U	187	93.5
3,3'-Dichlorobenzidine	91-94-1		U	374	187
Benzo(a)anthracene	56-55-3		U	187	93.5
Chrysene	218-01-9		U	187	93.5
bis(2-Ethylhexyl)phthalate	117-81-7		U	187	93.5
Di-n-octylphthalate	117-84-0		U	187	93.5
Benzo(b)fluoranthene	205-99-2		U	187	93.5
Benzo(k)fluoranthene	207-08-9		U	187	93.5
Benzo(a)pyrene	50-32-8		U	187	93.5
Indeno(1,2,3-cd)pyrene	193-39-5		U	187	93.5
Dibenzo(a,h)Anthracene	53-70-3		U	187	93.5
Benzo(g,h,i)Perylene	191-24-2		U	187	93.5

Analyte	% Recovery	Lower	Upper	Qual
2-Fluorophenol	42.1	25	121	
Phenol-d5	47.8	24	113	
Nitrobenzene-d5	39.7	23	120	
2-Fluorobiphenyl	51.5	30	115	
2,4,6-Tribromophenol	52.2	19	122	
p-Terphenyl-d14	89.6	18	137	

U This analyte was not detected in the sample.

Sample Number: L0304368-13
Client ID: SB-39/13'-15'
Matrix: Soil
Workgroup Number: WG138678
Collect Date: 16-APR-03

Prep Method: D2216-90
Analytical Method: D2216-90
Analyst: TMM
Dilution: 1
Units: weight %

Instrument: OVEN
Prep Date: 04/18/2003 13:55
Cal Date:
Run Date: 04/18/2003 13:55
File ID:

Analyte	CAS. Number	Result	Qual	RL	MDL
Percent Solids	10-02-6	88.0		1.00	1.00

0065

KEMRON ENVIRONMENTAL SERVICES

Report Number: L0304411
Report Date : April 25, 2003

Sample Number: L0304411-01
Client ID: SB-40(25-27)
Matrix: Soil
Workgroup Number: WG138936
Collect Date: 16-APR-03
Sample Tag: 01

Prep Method: 3050B
Analytical Method: 6010B
Analyst: JYH
Dilution: 1
Units: mg/kg
Percent Solid: 88.4

Instrument: IRIS-ICP
Prep Date: 04/22/2003 09:00
Cal Date: 04/23/2003 10:34
Run Date: 04/23/2003 12:50
File ID: IR.042303.125000

Analyte	CAS. Number	Result	Qual	RL	MDL
Lead, Total	7439-92-1	22.1		5.39	0.539

Sample Number: L0304411-01
Client ID: SB-40(25-27)
Matrix: Soil
Workgroup Number: WG138757
Collect Date: 16-APR-03

Prep Method: 5030B
Analytical Method: 8260B
Analyst: MES
Dilution: 100
Units: ug/kg
Percent Solid: 88.4

Instrument: HPMS10
Prep Date: 04/21/2003 19:52
Cal Date: 02/25/2003 16:59
Run Date: 04/21/2003 19:52
File ID: 10M22385

Analyte	CAS. Number	Result	Qual	RL	MDL
Acetone	67-64-1		U	11300	566
Benzene	71-43-2		U	566	56.6
Bromobenzene	108-86-1		U	566	56.6
Bromochloromethane	74-97-5		U	566	56.6
Bromodichloromethane	75-27-4		U	566	56.6
Bromoform	75-25-2		U	566	56.6
Bromomethane	74-83-9		U	1130	113
2-Butanone	78-93-3		U	11300	283
n-Butylbenzene	104-51-8	10200		566	56.6
sec-Butylbenzene	135-98-8	4970		566	56.6
tert-Butylbenzene	98-06-6	597		566	56.6
Carbon disulfide	75-15-0		U	566	56.6
Carbon tetrachloride	56-23-5		U	566	56.6
Chlorobenzene	108-90-7	2110		566	56.6
Chlorodibromomethane	124-48-1		U	566	56.6
Chloroethane	75-00-3		U	1130	113
2-Chloroethyl vinyl ether	110-75-8		U	1130	56.6
Chloroform	67-66-3		U	566	56.6
Chloromethane	74-87-3		U	1130	226
2-Chlorotoluene	95-49-8		U	566	56.6
4-Chlorotoluene	106-43-4		U	566	56.6
1,2-Dibromo-3-chloropropane	96-12-8		U	566	113
1,2-Dibromoethane	106-93-4		U	566	56.6
Dibromomethane	74-95-3		U	566	56.6
1,2-Dichlorobenzene	95-50-1	493	J	566	56.6
1,3-Dichlorobenzene	541-73-1	164	J	566	56.6
1,4-Dichlorobenzene	106-46-7	733		566	56.6
Dichlorodifluoromethane	75-71-8		U	1130	113
1,1-Dichloroethane	75-34-3		U	566	113
1,2-Dichloroethane	107-06-2		U	566	56.6
1,1-Dichloroethene	75-35-4		U	566	56.6
cis-1,2-Dichloroethene	156-59-2		U	566	56.6
trans-1,2-Dichloroethene	156-60-5		U	566	56.6
1,2-Dichloropropane	78-87-5		U	566	56.6
1,3-Dichloropropane	142-28-9		U	566	56.6
2,2-Dichloropropane	594-20-7		U	566	56.6
cis-1,3-Dichloropropene	10061-01-5		U	566	56.6
trans-1,3-Dichloropropene	10061-02-6		U	566	56.6
1,1-Dichloropropene	563-58-6		U	566	56.6
Ethylbenzene	100-41-4	308	J	566	56.6
2-Hexanone	591-78-6		U	1130	283
Hexachlorobutadiene	87-68-3		U	566	56.6

Sample Number: L0304411-01
Client ID: SB-40(25-27)
Matrix: Soil
Workgroup Number: WG138757
Collect Date: 16-APR-03

Prep Method: 5030B
Analytical Method: 8260B
Analyst: MES
Dilution: 100
Units: ug/kg
Percent Solid: 88.4

Instrument: HPMS10
Prep Date: 04/21/2003 19:52
Cal Date: 02/25/2003 16:59
Run Date: 04/21/2003 19:52
File ID: 10M22385

Analyte	CAS. Number	Result	Qual	RL	MDL
Isopropylbenzene	98-82-8	2290		566	56.6
p-Isopropyltoluene	99-87-6	5050		566	56.6
4-Methyl-2-pentanone	108-10-1		U	1130	283
Methylene chloride	75-09-2		U	566	113
Naphthalene	91-20-3	582	J	1130	56.6
n-Propylbenzene	103-65-1	8480		566	56.6
Styrene	100-42-5		U	566	56.6
1,1,1,2-Tetrachloroethane	630-20-6		U	566	56.6
1,1,2,2-Tetrachloroethane	79-34-5		U	566	56.6
Tetrachloroethene	127-18-4		U	566	56.6
Toluene	108-88-3		U	566	56.6
1,2,3-Trichlorobenzene	87-61-6		U	566	56.6
1,2,4-Trichlorobenzene	120-82-1		U	566	56.6
1,1,1-Trichloroethane	71-55-6		U	566	56.6
1,1,2-Trichloroethane	79-00-5		U	566	56.6
Trichloroethene	79-01-6		U	566	56.6
Trichlorofluoromethane	75-69-4		U	1130	113
1,2,3-Trichloropropane	96-18-4		U	566	72.4
1,2,4-Trimethylbenzene	95-63-6	32000	I	566	56.6
1,3,5-Trimethylbenzene	108-67-8	5020		566	56.6
Vinyl acetate	108-05-4		U	1130	113
Vinyl chloride	75-01-4		U	1130	113
o-Xylene	95-47-6	442	J	566	56.6
m-,p-Xylene	136777-61-2	1370		566	56.6

Analyte	% Recovery	Lower	Upper	Qual
Dibromofluoromethane	79.5	80	120	*
1,2-Dichloroethane-d4	87.6	80	120	
Toluene-d8	89.0	81	117	
4-Bromofluorobenzene	159	74	121	*

J This compound was detected at a level above the method detection limit, but below the reporting limit.
I Semiquantitative result (out of instrument calibration range)
U This analyte was not detected in the sample.

Sample Number: L0304411-01
Client ID: SB-40(25-27)
Matrix: Soil
Workgroup Number: WG138902
Collect Date: 16-APR-03
Sample Tag: M1

Prep Method: 5030B
Analytical Method: 8260B
Analyst: MES
Dilution: 1000
Units: ug/kg
Percent Solid: 88.4

Instrument: HPMS10
Prep Date: 04/23/2003 18:44
Cal Date: 02/25/2003 16:59
Run Date: 04/23/2003 18:44
File ID: 10M22444

Analyte	CAS. Number	Result	Qual	RL	MDL
Acetone	67-64-1		U	113000	5660
Benzene	71-43-2		U	5660	566
Bromobenzene	108-86-1		U	5660	566
Bromochloromethane	74-97-5		U	5660	566
Bromodichloromethane	75-27-4		U	5660	566
Bromoform	75-25-2		U	5660	566
Bromomethane	74-83-9		U	11300	1130
2-Butanone	78-93-3		U	113000	2830
n-Butylbenzene	104-51-8	11300		5660	566
sec-Butylbenzene	135-98-8	5490	J	5660	566
tert-Butylbenzene	98-06-6	639	J	5660	566
Carbon disulfide	75-15-0		U	5660	566
Carbon tetrachloride	56-23-5		U	5660	566
Chlorobenzene	108-90-7	3200	J	5660	566

KEMRON ENVIRONMENTAL SERVICES

Report Number: L0304411
Report Date : April 25, 2003

Sample Number: L0304411-01
Client ID: SB-40(25-27)
Matrix: Soil
Workgroup Number: WG138902
Collect Date: 16-APR-03
Sample Tag: M1

Prep Method: 5030B
Analytical Method: 8260B
Analyst: MES
Dilution: 1000
Units: ug/kg
Percent Solid: 88.4

Instrument: HPMS10
Prep Date: 04/23/2003 18:44
Cal Date: 02/25/2003 16:59
Run Date: 04/23/2003 18:44
File ID: 10M22444

Analyte	CAS. Number	Result	Qual	RL	MDL
Chlorodibromomethane	124-48-1		U	5660	566
Chloroethane	75-00-3		U	11300	1130
2-Chloroethyl vinyl ether	110-75-8		U	11300	566
Chloroform	67-66-3		U	5660	566
Chloromethane	74-87-3		U	11300	2260
2-Chlorotoluene	95-49-8		U	5660	566
4-Chlorotoluene	106-43-4		U	5660	566
1,2-Dibromo-3-chloropropane	96-12-8		U	5660	1130
1,2-Dibromoethane	106-93-4		U	5660	566
Dibromomethane	74-95-3		U	5660	566
1,2-Dichlorobenzene	95-50-1	863	J	5660	566
1,3-Dichlorobenzene	541-73-1		U	5660	566
1,4-Dichlorobenzene	106-46-7	1090	J	5660	566
Dichlorodifluoromethane	75-71-8		U	11300	1130
1,1-Dichloroethane	75-34-3		U	5660	1130
1,2-Dichloroethane	107-06-2		U	5660	566
1,1-Dichloroethene	75-35-4		U	5660	566
cis-1,2-Dichloroethene	156-59-2		U	5660	566
trans-1,2-Dichloroethene	156-60-5		U	5660	566
1,2-Dichloropropane	78-87-5		U	5660	566
1,3-Dichloropropane	142-28-9		U	5660	566
2,2-Dichloropropane	594-20-7		U	5660	566
cis-1,3-Dichloropropene	10061-01-5		U	5660	566
trans-1,3-Dichloropropene	10061-02-6		U	5660	566
1,1-Dichloropropene	563-58-6		U	5660	566
Ethylbenzene	100-41-4		U	5660	566
2-Hexanone	591-78-6		U	11300	2830
Hexachlorobutadiene	87-68-3		U	5660	566
Isopropylbenzene	98-82-8	3010	J	5660	566
p-Isopropyltoluene	99-87-6	5780		5660	566
4-Methyl-2-pentanone	108-10-1		U	11300	2830
Methylene chloride	75-09-2		U	5660	1130
Naphthalene	91-20-3	1230	J	11300	566
n-Propylbenzene	103-65-1	10900		5660	566
Styrene	100-42-5		U	5660	566
1,1,1,2-Tetrachloroethane	630-20-6		U	5660	566
1,1,2,2-Tetrachloroethane	79-34-5		U	5660	566
Tetrachloroethene	127-18-4		U	5660	566
Toluene	108-88-3		U	5660	566
1,2,3-Trichlorobenzene	87-61-6		U	5660	566
1,2,4-Trichlorobenzene	120-82-1		U	5660	566
1,1,1-Trichloroethane	71-55-6		U	5660	566
1,1,2-Trichloroethane	79-00-5		U	5660	566
Trichloroethene	79-01-6		U	5660	566
Trichlorofluoromethane	75-69-4		U	11300	1130
1,2,3-Trichloropropane	96-18-4		U	5660	724
1,2,4-Trimethylbenzene	95-63-6	54800		5660	566
1,3,5-Trimethylbenzene	108-67-8	9050		5660	566
Vinyl acetate	108-05-4		U	11300	1130
Vinyl chloride	75-01-4		U	11300	1130
o-Xylene	95-47-6	879	J	5660	566
m-,p-Xylene	136777-61-2	2390	J	5660	566

Report Number: L0304411
Report Date : April 25, 2003

Sample Number: L0304411-01
Client ID: SB-40(25-27)
Matrix: Soil
Workgroup Number: WG138902
Collect Date: 16-APR-03
Sample Tag: M1

Prep Method: 5030B
Analytical Method: 8260B
Analyst: MES
Dilution: 1000
Units: ug/kg
Percent Solid: 88.4

Instrument: HPMS10
Prep Date: 04/23/2003 18:44
Cal Date: 02/25/2003 16:59
Run Date: 04/23/2003 18:44
File ID: 10M22444

Analyte	% Recovery	Lower	Upper	Qual
Dibromofluoromethane		80	120	*
1,2-Dichloroethane-d4		80	120	*
Toluene-d8		81	117	*
4-Bromofluorobenzene		74	121	*

J This compound was detected at a level above the method detection limit, but below the reporting limit.
U This analyte was not detected in the sample.

Sample Number: L0304411-01
Client ID: SB-40(25-27)
Matrix: Soil
Workgroup Number: WG138913
Collect Date: 16-APR-03
Sample Tag: 01

Prep Method: 3550B
Analytical Method: 8270C
Analyst: CLK
Dilution: 1
Units: ug/kg
Percent Solid: 88.4

Instrument: HPMS5
Prep Date: 04/21/2003 10:25
Cal Date: 04/17/2003 17:12
Run Date: 04/23/2003 14:46
File ID: 5M25989

Analyte	CAS. Number	Result	Qual	RL	MDL
Phenol	108-95-2		U	187	93.4
Bis(2-Chloroethyl)ether	111-44-4		U	187	93.4
2-Chlorophenol	95-57-8		U	187	93.4
1,3-Dichlorobenzene	541-73-1		U	187	93.4
1,4-Dichlorobenzene	106-46-7		U	187	93.4
Benzyl alcohol	100-51-6		U	187	93.4
1,2-Dichlorobenzene	95-50-1		U	187	93.4
2-Methylphenol	95-48-7		U	187	93.4
3-,4-Methylphenol	106-44-5		U	187	93.4
bis(2-Chloroisopropyl)ether	108-60-1		U	187	93.4
N-Nitrosodipropylamine	621-64-7		U	187	93.4
Hexachloroethane	67-72-1		U	187	93.4
Nitrobenzene	98-95-3		U	187	93.4
Isophorone	78-59-1		U	187	93.4
2-Nitrophenol	88-75-5		U	187	93.4
2,4-Dimethylphenol	105-67-9		U	187	93.4
Benzoic acid	65-85-0		U	934	373
Bis(2-Chloroethoxy)Methane	111-91-1		U	187	93.4
2,4-Dichlorophenol	120-83-2		U	187	93.4
1,2,4-Trichlorobenzene	120-82-1		U	187	93.4
Naphthalene	91-20-3		U	187	93.4
4-Chloroaniline	106-47-8		U	187	93.4
Hexachlorobutadiene	87-68-3		U	187	93.4
4-Chloro-3-methylphenol	59-50-7		U	187	93.4
2-Methylnaphthalene	91-57-6	166	J	187	93.4
Hexachlorocyclopentadiene	77-47-4		U	187	93.4
2,4,6-Trichlorophenol	88-06-2		U	187	93.4
2,4,5-Trichlorophenol	95-95-4		U	187	93.4
2-Chloronaphthalene	91-58-7		U	187	93.4
2-Nitroaniline	88-74-4		U	934	373
Dimethylphthalate	131-11-3		U	187	93.4
Acenaphthylene	208-96-8		U	187	93.4
2,6-Dinitrotoluene	606-20-2		U	187	93.4
3-Nitroaniline	99-09-2		U	934	373
Acenaphthene	83-32-9	419		187	93.4
2,4-Dinitrophenol	51-28-5		U	934	373
4-Nitrophenol	100-02-7		U	934	373
[illegible]zofuran	132-64-9		U	187	93.4
2,4-Dinitrotoluene	121-14-2		U	187	93.4
Diethylphthalate	84-66-2		U	187	93.4

Report Number: L0304411
Report Date : April 25, 2003

Sample Number: L0304411-01
Client ID: SB-40(25-27)
Matrix: Soil
Workgroup Number: WG138913
Collect Date: 16-APR-03
Sample Tag: 01

Prep Method: 3550B
Analytical Method: 8270C
Analyst: CLK
Dilution: 1
Units: ug/kg
Percent Solid: 88.4

Instrument: HPMS5
Prep Date: 04/21/2003 10:25
Cal Date: 04/17/2003 17:12
Run Date: 04/23/2003 14:46
File ID: 5M25989

Analyte	CAS. Number	Result	Qual	RL	MDL
4-Chlorophenyl-phenyl ether	7005-72-3		U	187	93.4
Fluorene	86-73-7		U	187	93.4
4-Nitroaniline	100-01-6		U	934	373
4,6-Dinitro-2-methylphenol	534-52-1		U	934	373
N-Nitrosodiphenylamine	86-30-6		U	187	93.4
4-Bromophenyl-phenylether	101-55-3		U	187	93.4
Hexachlorobenzene	118-74-1		U	187	93.4
Pentachlorophenol	87-86-5		U	934	373
Phenanthrene	85-01-8	1400		187	93.4
Anthracene	120-12-7		U	187	93.4
Di-N-Butylphthalate	84-74-2	302		187	93.4
Fluoranthene	206-44-0		U	187	93.4
Pyrene	129-00-0	309		187	93.4
Butylbenzylphthalate	85-68-7		U	187	93.4
3,3'-Dichlorobenzidine	91-94-1		U	373	187
Benzo(a)anthracene	56-55-3		U	187	93.4
Chrysene	218-01-9		U	187	93.4
bis(2-Ethylhexyl)phthalate	117-81-7	272		187	93.4
Di-n-octylphthalate	117-84-0		U	187	93.4
Benzo(b)fluoranthene	205-99-2		U	187	93.4
Benzo(k)fluoranthene	207-08-9		U	187	93.4
Benzo(a)pyrene	50-32-8		U	187	93.4
Indeno(1,2,3-cd)pyrene	193-39-5		U	187	93.4
Dibenzo(a,h)Anthracene	53-70-3		U	187	93.4
Benzo(g,h,i)Perylene	191-24-2		U	187	93.4

Analyte	% Recovery	Lower	Upper	Qual
2-Fluorophenol	48.0	25	121	
Phenol-d5	45.9	24	113	
Nitrobenzene-d5	66.9	23	120	
2-Fluorobiphenyl	85.3	30	115	
2,4,6-Tribromophenol	120	19	122	
p-Terphenyl-d14	85.7	18	137	

J This compound was detected at a level above the method detection limit, but below the reporting limit.
U This analyte was not detected in the sample.

Sample Number: L0304411-01
Client ID: SB-40(25-27)
Matrix: Soil
Workgroup Number: WG138939
Collect Date: 16-APR-03

Prep Method: D2216-90
Analytical Method: D2216-90
Analyst: TMM
Dilution: 1
Units: weight %

Instrument: OVEN
Prep Date: 04/23/2003 11:30
Cal Date:
Run Date: 04/23/2003 11:30
File ID:

Analyte	CAS. Number	Result	Qual	RL	MDL
Percent Solids	10-02-6	88.4		1.00	1.00

KEMRON ENVIRONMENTAL SERVICES

Report Number: L0304411
Report Date : April 25, 2003

Sample Number: L0304411-02
Client ID: SB-40(13-15)
Matrix: Soil
Workgroup Number: WG138936
Collect Date: 16-APR-03
Sample Tag: 01

Prep Method: 3050B
Analytical Method: 6010B
Analyst: JYH
Dilution: 1
Units: mg/kg
Percent Solid: 84.0

Instrument: IRIS-ICP
Prep Date: 04/22/2003 09:00
Cal Date: 04/23/2003 10:34
Run Date: 04/23/2003 12:55
File ID: IR.042303.125500

Analyte	CAS. Number	Result	Qual	RL	MDL
Lead, Total	7439-92-1	12.9		5.78	0.578

Sample Number: L0304411-02
Client ID: SB-40(13-15)
Matrix: Soil
Workgroup Number: WG138640
Collect Date: 16-APR-03

Prep Method: 5030B
Analytical Method: 8260B
Analyst: MES
Dilution: 1
Units: ug/kg
Percent Solid: 84.0

Instrument: HPMS9
Prep Date: 04/18/2003 18:09
Cal Date: 03/14/2003 17:45
Run Date: 04/18/2003 18:09
File ID: 9M24308

Analyte	CAS. Number	Result	Qual	RL	MDL
Acetone	67-64-1		U	119	5.95
Benzene	71-43-2		U	5.95	0.595
Bromobenzene	108-86-1		U	5.95	0.595
Bromochloromethane	74-97-5		U	5.95	0.595
Bromodichloromethane	75-27-4		U	5.95	0.595
Bromoform	75-25-2		U	5.95	0.595
Bromomethane	74-83-9		U	11.9	1.19
2-Butanone	78-93-3		U	119	2.98
n-Butylbenzene	104-51-8		U	5.95	0.595
sec-Butylbenzene	135-98-8		U	5.95	0.595
tert-Butylbenzene	98-06-6		U	5.95	0.595
Carbon disulfide	75-15-0		U	5.95	0.595
Carbon tetrachloride	56-23-5		U	5.95	0.595
Chlorobenzene	108-90-7		U	5.95	0.595
Chlorodibromomethane	124-48-1		U	5.95	0.595
Chloroethane	75-00-3		U	11.9	1.19
2-Chloroethyl vinyl ether	110-75-8		U	11.9	0.595
Chloroform	67-66-3		U	5.95	0.595
Chloromethane	74-87-3		U	11.9	2.38
2-Chlorotoluene	95-49-8		U	5.95	0.595
4-Chlorotoluene	106-43-4		U	5.95	0.595
1,2-Dibromo-3-chloropropane	96-12-8		U	5.95	1.19
1,2-Dibromoethane	106-93-4		U	5.95	0.595
Dibromomethane	74-95-3		U	5.95	0.595
1,2-Dichlorobenzene	95-50-1		U	5.95	0.595
1,3-Dichlorobenzene	541-73-1		U	5.95	0.595
1,4-Dichlorobenzene	106-46-7		U	5.95	0.595
Dichlorodifluoromethane	75-71-8		U	11.9	1.19
1,1-Dichloroethane	75-34-3		U	5.95	1.19
1,2-Dichloroethane	107-06-2		U	5.95	0.595
1,1-Dichloroethene	75-35-4		U	5.95	0.595
cis-1,2-Dichloroethene	156-59-2		U	5.95	0.595
trans-1,2-Dichloroethene	156-60-5		U	5.95	0.595
1,2-Dichloropropane	78-87-5		U	5.95	0.595
1,3-Dichloropropane	142-28-9		U	5.95	0.595
2,2-Dichloropropane	594-20-7		U	5.95	0.595
cis-1,3-Dichloropropene	10061-01-5		U	5.95	0.595
trans-1,3-Dichloropropene	10061-02-6		U	5.95	0.595
1,1-Dichloropropene	563-58-6		U	5.95	0.595
[illegible]ylbenzene	100-41-4		U	5.95	0.595
2-Hexanone	591-78-6		U	11.9	2.98
Hexachlorobutadiene	87-68-3		U	5.95	0.595

KEMRON ENVIRONMENTAL SERVICES

Report Number: L0304411
Report Date : April 25, 2003

Sample Number: L0304411-02
Client ID: SB-40(13-15)
Matrix: Soil
Workgroup Number: WG138640
Collect Date: 16-APR-03

Prep Method: 5030B
Analytical Method: 8260B
Analyst: MES
Dilution: 1
Units: ug/kg
Percent Solid: 84.0

Instrument: HPMS9
Prep Date: 04/18/2003 18:09
Cal Date: 03/14/2003 17:45
Run Date: 04/18/2003 18:09
File ID: 9M24308

Analyte	CAS. Number	Result	Qual	RL	MDL
Isopropylbenzene	98-82-8		U	5.95	0.595
p-Isopropyltoluene	99-87-6		U	5.95	0.595
4-Methyl-2-pentanone	108-10-1		U	11.9	2.98
Methylene chloride	75-09-2		U	5.95	1.19
Naphthalene	91-20-3		U	11.9	0.595
n-Propylbenzene	103-65-1		U	5.95	0.595
Styrene	100-42-5		U	5.95	0.595
1,1,1,2-Tetrachloroethane	630-20-6		U	5.95	0.595
1,1,2,2-Tetrachloroethane	79-34-5		U	5.95	0.595
Tetrachloroethene	127-18-4		U	5.95	0.595
Toluene	108-88-3		U	5.95	0.595
1,2,3-Trichlorobenzene	87-61-6		U	5.95	0.595
1,2,4-Trichlorobenzene	120-82-1		U	5.95	0.595
1,1,1-Trichloroethane	71-55-6		U	5.95	0.595
1,1,2-Trichloroethane	79-00-5		U	5.95	0.595
Trichloroethene	79-01-6	93.5		5.95	0.595
Trichlorofluoromethane	75-69-4		U	11.9	1.19
1,2,3-Trichloropropane	96-18-4		U	5.95	0.762
1,2,4-Trimethylbenzene	95-63-6		U	5.95	0.595
1,3,5-Trimethylbenzene	108-67-8		U	5.95	0.595
Vinyl acetate	108-05-4		U	11.9	1.19
Vinyl chloride	75-01-4		U	11.9	1.19
o-Xylene	95-47-6		U	5.95	0.595
m-,p-Xylene	136777-61-2		U	5.95	0.595

Analyte	% Recovery	Lower	Upper	Qual
Dibromofluoromethane	105	80	120	
1,2-Dichloroethane-d4	103	80	120	
Toluene-d8	106	81	117	
4-Bromofluorobenzene	97.6	74	121	

U This analyte was not detected in the sample.

Sample Number: L0304411-02
Client ID: SB-40(13-15)
Matrix: Soil
Workgroup Number: WG138913
Collect Date: 16-APR-03
Sample Tag: 01

Prep Method: 3550B
Analytical Method: 8270C
Analyst: CLK
Dilution: 1
Units: ug/kg
Percent Solid: 84.0

Instrument: HPMS4
Prep Date: 04/21/2003 10:25
Cal Date: 04/17/2003 13:04
Run Date: 04/22/2003 21:26
File ID: 4M18320

Analyte	CAS. Number	Result	Qual	RL	MDL
Phenol	108-95-2		U	196	98.0
Bis(2-Chloroethyl)ether	111-44-4		U	196	98.0
2-Chlorophenol	95-57-8		U	196	98.0
1,3-Dichlorobenzene	541-73-1		U	196	98.0
1,4-Dichlorobenzene	106-46-7		U	196	98.0
Benzyl alcohol	100-51-6		U	196	98.0
1,2-Dichlorobenzene	95-50-1		U	196	98.0
2-Methylphenol	95-48-7		U	196	98.0
3-,4-Methylphenol	106-44-5		U	196	98.0
bis(2-Chloroisopropyl)ether	108-60-1		U	196	98.0
N-Nitrosodipropylamine	621-64-7		U	196	98.0
Hexachloroethane	67-72-1		U	196	98.0
Nitrobenzene	98-95-3		U	196	98.0
Isophorone	78-59-1		U	196	98.0
2-Nitrophenol	88-75-5		U	196	98.0
2,4-Dimethylphenol	105-67-9		U	196	98.0
Benzoic acid	65-85-0		U	980	392

KEMRON ENVIRONMENTAL SERVICES

Report Number: L0304411
Report Date : April 25, 2003

Sample Number: L0304411-02
Client ID: SB-40(13-15)
Matrix: Soil
Workgroup Number: WG138913
Collect Date: 16-APR-03
Sample Tag: 01

Prep Method: 3550B
Analytical Method: 8270C
Analyst: CLK
Dilution: 1
Units: ug/kg
Percent Solid: 84.0

Instrument: HPMS4
Prep Date: 04/21/2003 10:25
Cal Date: 04/17/2003 13:04
Run Date: 04/22/2003 21:26
File ID: 4M18320

Analyte	CAS. Number	Result	Qual	RL	MDL
Bis(2-Chloroethoxy)Methane	111-91-1		U	196	98.0
2,4-Dichlorophenol	120-83-2		U	196	98.0
1,2,4-Trichlorobenzene	120-82-1		U	196	98.0
Naphthalene	91-20-3		U	196	98.0
4-Chloroaniline	106-47-8		U	196	98.0
Hexachlorobutadiene	87-68-3		U	196	98.0
4-Chloro-3-methylphenol	59-50-7		U	196	98.0
2-Methylnaphthalene	91-57-6		U	196	98.0
Hexachlorocyclopentadiene	77-47-4		U	196	98.0
2,4,6-Trichlorophenol	88-06-2		U	196	98.0
2,4,5-Trichlorophenol	95-95-4		U	196	98.0
2-Chloronaphthalene	91-58-7		U	196	98.0
2-Nitroaniline	88-74-4		U	980	392
Dimethylphthalate	131-11-3		U	196	98.0
Acenaphthylene	208-96-8		U	196	98.0
2,6-Dinitrotoluene	606-20-2		U	196	98.0
3-Nitroaniline	99-09-2		U	980	392
Acenaphthene	83-32-9		U	196	98.0
2,4-Dinitrophenol	51-28-5		U	980	392
4-Nitrophenol	100-02-7		U	980	392
Dibenzofuran	132-64-9		U	196	98.0
2,4-Dinitrotoluene	121-14-2		U	196	98.0
Diethylphthalate	84-66-2		U	196	98.0
4-Chlorophenyl-phenyl ether	7005-72-3		U	196	98.0
Fluorene	86-73-7		U	196	98.0
4-Nitroaniline	100-01-6		U	980	392
4,6-Dinitro-2-methylphenol	534-52-1		U	980	392
N-Nitrosodiphenylamine	86-30-6		U	196	98.0
4-Bromophenyl-phenylether	101-55-3		U	196	98.0
Hexachlorobenzene	118-74-1		U	196	98.0
Pentachlorophenol	87-86-5		U	980	392
Phenanthrene	85-01-8		U	196	98.0
Anthracene	120-12-7		U	196	98.0
Di-N-Butylphthalate	84-74-2		U	196	98.0
Fluoranthene	206-44-0		U	196	98.0
Pyrene	129-00-0		U	196	98.0
Butylbenzylphthalate	85-68-7		U	196	98.0
3,3'-Dichlorobenzidine	91-94-1		U	392	196
Benzo(a)anthracene	56-55-3		U	196	98.0
Chrysene	218-01-9		U	196	98.0
bis(2-Ethylhexyl)phthalate	117-81-7		U	196	98.0
Di-n-octylphthalate	117-84-0		U	196	98.0
Benzo(b)fluoranthene	205-99-2		U	196	98.0
Benzo(k)fluoranthene	207-08-9		U	196	98.0
Benzo(a)pyrene	50-32-8		U	196	98.0
Indeno(1,2,3-cd)pyrene	193-39-5		U	196	98.0
Dibenzo(a,h)Anthracene	53-70-3		U	196	98.0
Benzo(g,h,i)Perylene	191-24-2		U	196	98.0

Analyte	% Recovery	Lower	Upper	Qual
2-Fluorophenol	36.4	25	121	
Phenol-d5	39.6	24	113	
Nitrobenzene-d5	46.1	23	120	
2-Fluorobiphenyl	42.6	30	115	
2,4,6-Tribromophenol	68.9	19	122	
p-Terphenyl-d14	60.8	18	137	

U This analyte was not detected in the sample.

Report Number: L0304411
Report Date : April 25, 2003

Sample Number: L0304411-02
Client ID: SB-40(13-15)
Matrix: Soil
Workgroup Number: WG138939
Collect Date: 16-APR-03

Prep Method: D2216-90
Analytical Method: D2216-90
Analyst: TMM
Dilution: 1
Units: weight %

Instrument: OVEN
Prep Date: 04/23/2003 11:30
Cal Date:
Run Date: 04/23/2003 11:30
File ID:

Analyte	CAS. Number	Result	Qual	RL	MDL
Percent Solids	10-02-6	84.0		1.00	1.00

Sample Number: L0304411-03
Client ID: SB-38(22-24)
Matrix: Soil
Workgroup Number: WG138936
Collect Date: 16-APR-03
Sample Tag: 01

Prep Method: 3050B
Analytical Method: 6010B
Analyst: JYH
Dilution: 1
Units: mg/kg
Percent Solid: 86.8

Instrument: IRIS-ICP
Prep Date: 04/22/2003 09:00
Cal Date: 04/23/2003 10:34
Run Date: 04/23/2003 13:00
File ID: IR.042303.130000

Analyte	CAS. Number	Result	Qual	RL	MDL
Lead, Total	7439-92-1	14.4		5.59	0.559

Sample Number: L0304411-03
Client ID: SB-38(22-24)
Matrix: Soil
Workgroup Number: WG138757
Collect Date: 16-APR-03

Prep Method: 5030B
Analytical Method: 8260B
Analyst: MES
Dilution: 100
Units: ug/kg
Percent Solid: 86.8

Instrument: HPMS10
Prep Date: 04/21/2003 20:24
Cal Date: 02/25/2003 16:59
Run Date: 04/21/2003 20:24
File ID: 10M22386

Analyte	CAS. Number	Result	Qual	RL	MDL
Acetone	67-64-1		U	11500	576
Benzene	71-43-2		U	576	57.6
Bromobenzene	108-86-1		U	576	57.6
Bromochloromethane	74-97-5		U	576	57.6
Bromodichloromethane	75-27-4		U	576	57.6
Bromoform	75-25-2		U	576	57.6
Bromomethane	74-83-9		U	1150	115
2-Butanone	78-93-3		U	11500	288
n-Butylbenzene	104-51-8	3430		576	57.6
sec-Butylbenzene	135-98-8	3020		576	57.6
tert-Butylbenzene	98-06-6	826		576	57.6
Carbon disulfide	75-15-0		U	576	57.6
Carbon tetrachloride	56-23-5		U	576	57.6
Chlorobenzene	108-90-7		U	576	57.6
Chlorodibromomethane	124-48-1		U	576	57.6
Chloroethane	75-00-3		U	1150	115
2-Chloroethyl vinyl ether	110-75-8		U	1150	57.6
Chloroform	67-66-3		U	576	57.6
Chloromethane	74-87-3		U	1150	230
2-Chlorotoluene	95-49-8		U	576	57.6
4-Chlorotoluene	106-43-4		U	576	57.6
1,2-Dibromo-3-chloropropane	96-12-8		U	576	115
1,2-Dibromoethane	106-93-4		U	576	57.6
Dibromomethane	74-95-3		U	576	57.6
1,2-Dichlorobenzene	95-50-1	391	J	576	57.6
1,3-Dichlorobenzene	541-73-1	66.5	J	576	57.6

KEMRON ENVIRONMENTAL SERVICES

Report Number: L0304411
Report Date : April 25, 2003

Sample Number: L0304411-03
Client ID: SB-38(22-24)
Matrix: Soil
Workgroup Number: WG138757
Collect Date: 16-APR-03

Prep Method: 5030B
Analytical Method: 8260B
Analyst: MES
Dilution: 100
Units: ug/kg
Percent Solid: 86.8

Instrument: HPMS10
Prep Date: 04/21/2003 20:24
Cal Date: 02/25/2003 16:59
Run Date: 04/21/2003 20:24
File ID: 10M22386

Analyte	CAS. Number	Result	Qual	RL	MDL
1,4-Dichlorobenzene	106-46-7	243	J	576	57.6
Dichlorodifluoromethane	75-71-8		U	1150	115
1,1-Dichloroethane	75-34-3		U	576	115
1,2-Dichloroethane	107-06-2		U	576	57.6
1,1-Dichloroethene	75-35-4		U	576	57.6
cis-1,2-Dichloroethene	156-59-2		U	576	57.6
trans-1,2-Dichloroethene	156-60-5		U	576	57.6
1,2-Dichloropropane	78-87-5		U	576	57.6
1,3-Dichloropropane	142-28-9		U	576	57.6
2,2-Dichloropropane	594-20-7		U	576	57.6
cis-1,3-Dichloropropene	10061-01-5		U	576	57.6
trans-1,3-Dichloropropene	10061-02-6		U	576	57.6
1,1-Dichloropropene	563-58-6		U	576	57.6
Ethylbenzene	100-41-4		U	576	57.6
2-Hexanone	591-78-6		U	1150	288
Hexachlorobutadiene	87-68-3		U	576	57.6
Isopropylbenzene	98-82-8	349	J	576	57.6
p-Isopropyltoluene	99-87-6		U	576	57.6
4-Methyl-2-pentanone	108-10-1		U	1150	288
Methylene chloride	75-09-2		U	576	115
Naphthalene	91-20-3	218	J	1150	57.6
n-Propylbenzene	103-65-1	1390		576	57.6
Styrene	100-42-5		U	576	57.6
1,1,1,2-Tetrachloroethane	630-20-6		U	576	57.6
1,1,2,2-Tetrachloroethane	79-34-5		U	576	57.6
Tetrachloroethene	127-18-4		U	576	57.6
Toluene	108-88-3		U	576	57.6
1,2,3-Trichlorobenzene	87-61-6		U	576	57.6
1,2,4-Trichlorobenzene	120-82-1		U	576	57.6
1,1,1-Trichloroethane	71-55-6		U	576	57.6
1,1,2-Trichloroethane	79-00-5		U	576	57.6
Trichloroethene	79-01-6		U	576	57.6
Trichlorofluoromethane	75-69-4		U	1150	115
1,2,3-Trichloropropane	96-18-4		U	576	73.7
1,2,4-Trimethylbenzene	95-63-6	235	J	576	57.6
1,3,5-Trimethylbenzene	108-67-8		U	576	57.6
Vinyl acetate	108-05-4		U	1150	115
Vinyl chloride	75-01-4		U	1150	115
o-Xylene	95-47-6		U	576	57.6
m-,p-Xylene	136777-61-2		U	576	57.6

Analyte	% Recovery	Lower	Upper	Qual
Dibromofluoromethane	82.9	80	120	
1,2-Dichloroethane-d4	88.2	80	120	
Toluene-d8	87.4	81	117	
4-Bromofluorobenzene	155	74	121	*

J This compound was detected at a level above the method detection limit, but below the reporting limit.
U This analyte was not detected in the sample.

KEMRON ENVIRONMENTAL SERVICES

Report Number: L0304411

Report Date : April 25, 2003

Sample Number: L0304411-03
Client ID: SB-38(22-24)
Matrix: Soil
Workgroup Number: WG138913
Collect Date: 16-APR-03
Sample Tag: 01

Prep Method: 3550B
Analytical Method: 8270C
Analyst: CLK
Dilution: 1
Units: ug/kg
Percent Solid: 86.8

Instrument: HPMS5
Prep Date: 04/21/2003 10:25
Cal Date: 04/17/2003 17:12
Run Date: 04/23/2003 14:14
File ID: 5M25988

Analyte	CAS. Number	Result	Qual	RL	MDL
Phenol	108-95-2		U	190	94.9
Bis(2-Chloroethyl)ether	111-44-4		U	190	94.9
2-Chlorophenol	95-57-8		U	190	94.9
1,3-Dichlorobenzene	541-73-1		U	190	94.9
1,4-Dichlorobenzene	106-46-7		U	190	94.9
Benzyl alcohol	100-51-6		U	190	94.9
1,2-Dichlorobenzene	95-50-1		U	190	94.9
2-Methylphenol	95-48-7		U	190	94.9
3-,4-Methylphenol	106-44-5		U	190	94.9
bis(2-Chloroisopropyl)ether	108-60-1		U	190	94.9
N-Nitrosodipropylamine	621-64-7		U	190	94.9
Hexachloroethane	67-72-1		U	190	94.9
Nitrobenzene	98-95-3		U	190	94.9
Isophorone	78-59-1		U	190	94.9
2-Nitrophenol	88-75-5		U	190	94.9
2,4-Dimethylphenol	105-67-9		U	190	94.9
Benzoic acid	65-85-0		U	949	380
Bis(2-Chloroethoxy)Methane	111-91-1		U	190	94.9
2,4-Dichlorophenol	120-83-2		U	190	94.9
1,2,4-Trichlorobenzene	120-82-1		U	190	94.9
Naphthalene	91-20-3		U	190	94.9
4-Chloroaniline	106-47-8		U	190	94.9
Hexachlorobutadiene	87-68-3		U	190	94.9
4-Chloro-3-methylphenol	59-50-7		U	190	94.9
2-Methylnaphthalene	91-57-6		U	190	94.9
Hexachlorocyclopentadiene	77-47-4		U	190	94.9
2,4,6-Trichlorophenol	88-06-2		U	190	94.9
2,4,5-Trichlorophenol	95-95-4		U	190	94.9
2-Chloronaphthalene	91-58-7		U	190	94.9
2-Nitroaniline	88-74-4		U	949	380
Dimethylphthalate	131-11-3		U	190	94.9
Acenaphthylene	208-96-8		U	190	94.9
2,6-Dinitrotoluene	606-20-2		U	190	94.9
3-Nitroaniline	99-09-2		U	949	380
Acenaphthene	83-32-9	322		190	94.9
2,4-Dinitrophenol	51-28-5		U	949	380
4-Nitrophenol	100-02-7		U	949	380
Dibenzofuran	132-64-9		U	190	94.9
2,4-Dinitrotoluene	121-14-2		U	190	94.9
Diethylphthalate	84-66-2		U	190	94.9
4-Chlorophenyl-phenyl ether	7005-72-3		U	190	94.9
Fluorene	86-73-7		U	190	94.9
4-Nitroaniline	100-01-6		U	949	380
4,6-Dinitro-2-methylphenol	534-52-1		U	949	380
N-Nitrosodiphenylamine	86-30-6		U	190	94.9
4-Bromophenyl-phenylether	101-55-3		U	190	94.9
Hexachlorobenzene	118-74-1		U	190	94.9
Pentachlorophenol	87-86-5		U	949	380
Phenanthrene	85-01-8	1300		190	94.9
Anthracene	120-12-7		U	190	94.9
Di-N-Butylphthalate	84-74-2	97.0	J	190	94.9
Fluoranthene	206-44-0		U	190	94.9
Pyrene	129-00-0	258		190	94.9
Butylbenzylphthalate	85-68-7		U	190	94.9
3,3'-Dichlorobenzidine	91-94-1		U	380	190
Benzo(a)anthracene	56-55-3		U	190	94.9
Chrysene	218-01-9		U	190	94.9
bis(2-Ethylhexyl)phthalate	117-81-7		U	190	94.9
Di-n-octylphthalate	117-84-0		U	190	94.9

Report Number: L0304411
Report Date : April 25, 2003

Sample Number: L0304411-03
Client ID: SB-38(22-24)
Matrix: Soil
Workgroup Number: WG138913
Collect Date: 16-APR-03
Sample Tag: 01

Prep Method: 3550B
Analytical Method: 8270C
Analyst: CLK
Dilution: 1
Units: ug/kg
Percent Solid: 86.8

Instrument: HPMS5
Prep Date: 04/21/2003 10:25
Cal Date: 04/17/2003 17:12
Run Date: 04/23/2003 14:14
File ID: 5M25988

Analyte	CAS. Number	Result	Qual	RL	MDL
Benzo(b)fluoranthene	205-99-2		U	190	94.9
Benzo(k)fluoranthene	207-08-9		U	190	94.9
Benzo(a)pyrene	50-32-8		U	190	94.9
Indeno(1,2,3-cd)pyrene	193-39-5		U	190	94.9
Dibenzo(a,h)Anthracene	53-70-3		U	190	94.9
Benzo(g,h,i)Perylene	191-24-2		U	190	94.9

Analyte	% Recovery	Lower	Upper	Qual
2-Fluorophenol	45.3	25	121	
Phenol-d5	58.7	24	113	
Nitrobenzene-d5	65.0	23	120	
2-Fluorobiphenyl	80.0	30	115	
2,4,6-Tribromophenol	112	19	122	
p-Terphenyl-d14	86.9	18	137	

J This compound was detected at a level above the method detection limit, but below the reporting limit.
U This analyte was not detected in the sample.

Sample Number: L0304411-03
Client ID: SB-38(22-24)
Matrix: Soil
Workgroup Number: WG138939
Collect Date: 16-APR-03

Prep Method: D2216-90
Analytical Method: D2216-90
Analyst: TMM
Dilution: 1
Units: weight %

Instrument: OVEN
Prep Date: 04/23/2003 11:30
Cal Date:
Run Date: 04/23/2003 11:30
File ID:

Analyte	CAS. Number	Result	Qual	RL	MDL
Percent Solids	10-02-6	86.8		1.00	1.00

Sample Number: L0304411-04
Client ID: SB-38(14-16)
Matrix: Soil
Workgroup Number: WG138936
Collect Date: 16-APR-03
Sample Tag: 01

Prep Method: 3050B
Analytical Method: 6010B
Analyst: JYH
Dilution: 1
Units: mg/kg
Percent Solid: 87.3

Instrument: IRIS-ICP
Prep Date: 04/22/2003 09:00
Cal Date: 04/23/2003 10:34
Run Date: 04/23/2003 13:05
File ID: IR.042303.130500

Analyte	CAS. Number	Result	Qual	RL	MDL
Lead, Total	7439-92-1	16.9		5.73	0.573

KEMRON ENVIRONMENTAL SERVICES

Report Number: L0304411
Report Date : April 25, 2003

Sample Number: L0304411-04
Client ID: SB-38(14-16)
Matrix: Soil
Workgroup Number: WG138640
Collect Date: 16-APR-03

Prep Method: 5030B
Analytical Method: 8260B
Analyst: MES
Dilution: 1
Units: ug/kg
Percent Solid: 87.3

Instrument: HPMS9
Prep Date: 04/18/2003 18:41
Cal Date: 03/14/2003 17:45
Run Date: 04/18/2003 18:41
File ID: 9M24309

Analyte	CAS. Number	Result	Qual	RL	MDL
Acetone	67-64-1		U	114	5.73
Benzene	71-43-2		U	5.73	0.573
Bromobenzene	108-86-1		U	5.73	0.573
Bromochloromethane	74-97-5		U	5.73	0.573
Bromodichloromethane	75-27-4		U	5.73	0.573
Bromoform	75-25-2		U	5.73	0.573
Bromomethane	74-83-9		U	11.4	1.14
2-Butanone	78-93-3		U	114	2.86
n-Butylbenzene	104-51-8		U	5.73	0.573
sec-Butylbenzene	135-98-8		U	5.73	0.573
tert-Butylbenzene	98-06-6		U	5.73	0.573
Carbon disulfide	75-15-0		U	5.73	0.573
Carbon tetrachloride	56-23-5		U	5.73	0.573
Chlorobenzene	108-90-7		U	5.73	0.573
Chlorodibromomethane	124-48-1		U	5.73	0.573
Chloroethane	75-00-3		U	11.4	1.14
2-Chloroethyl vinyl ether	110-75-8		U	11.4	0.573
Chloroform	67-66-3		U	5.73	0.573
Chloromethane	74-87-3		U	11.4	2.29
2-Chlorotoluene	95-49-8		U	5.73	0.573
4-Chlorotoluene	106-43-4		U	5.73	0.573
1,2-Dibromo-3-chloropropane	96-12-8		U	5.73	1.14
1,2-Dibromoethane	106-93-4		U	5.73	0.573
Dibromomethane	74-95-3		U	5.73	0.573
1,2-Dichlorobenzene	95-50-1		U	5.73	0.573
1,3-Dichlorobenzene	541-73-1		U	5.73	0.573
1,4-Dichlorobenzene	106-46-7		U	5.73	0.573
Dichlorodifluoromethane	75-71-8		U	11.4	1.14
1,1-Dichloroethane	75-34-3		U	5.73	1.14
1,2-Dichloroethane	107-06-2		U	5.73	0.573
1,1-Dichloroethene	75-35-4		U	5.73	0.573
cis-1,2-Dichloroethene	156-59-2		U	5.73	0.573
trans-1,2-Dichloroethene	156-60-5		U	5.73	0.573
1,2-Dichloropropane	78-87-5		U	5.73	0.573
1,3-Dichloropropane	142-28-9		U	5.73	0.573
2,2-Dichloropropane	594-20-7		U	5.73	0.573
cis-1,3-Dichloropropene	10061-01-5		U	5.73	0.573
trans-1,3-Dichloropropene	10061-02-6		U	5.73	0.573
1,1-Dichloropropene	563-58-6		U	5.73	0.573
Ethylbenzene	100-41-4		U	5.73	0.573
2-Hexanone	591-78-6		U	11.4	2.86
Hexachlorobutadiene	87-68-3		U	5.73	0.573
Isopropylbenzene	98-82-8		U	5.73	0.573
p-Isopropyltoluene	99-87-6		U	5.73	0.573
4-Methyl-2-pentanone	108-10-1		U	11.4	2.86
Methylene chloride	75-09-2		U	5.73	1.14
Naphthalene	91-20-3		U	11.4	0.573
n-Propylbenzene	103-65-1		U	5.73	0.573
Styrene	100-42-5		U	5.73	0.573
1,1,1,2-Tetrachloroethane	630-20-6		U	5.73	0.573
1,1,2,2-Tetrachloroethane	79-34-5		U	5.73	0.573
Tetrachloroethene	127-18-4		U	5.73	0.573
Toluene	108-88-3		U	5.73	0.573
1,2,3-Trichlorobenzene	87-61-6		U	5.73	0.573
1,2,4-Trichlorobenzene	120-82-1		U	5.73	0.573
1,1,1-Trichloroethane	71-55-6		U	5.73	0.573
1,1,2-Trichloroethane	79-00-5		U	5.73	0.573
Trichloroethene	79-01-6	8.09		5.73	0.573
Trichlorofluoromethane	75-69-4		U	11.4	1.14

Sample Number: L0304411-04
Client ID: SB-38(14-16)
Matrix: Soil
Workgroup Number: WG138640
Collect Date: 16-APR-03

Prep Method: 5030B
Analytical Method: 8260B
Analyst: MES
Dilution: 1
Units: ug/kg
Percent Solid: 87.3

Instrument: HPMS9
Prep Date: 04/18/2003 18:41
Cal Date: 03/14/2003 17:45
Run Date: 04/18/2003 18:41
File ID: 9M24309

Analyte	CAS. Number	Result	Qual	RL	MDL
1,2,3-Trichloropropane	96-18-4		U	5.73	0.733
1,2,4-Trimethylbenzene	95-63-6		U	5.73	0.573
1,3,5-Trimethylbenzene	108-67-8		U	5.73	0.573
Vinyl acetate	108-05-4		U	11.4	1.14
Vinyl chloride	75-01-4		U	11.4	1.14
o-Xylene	95-47-6		U	5.73	0.573
m-,p-Xylene	136777-61-2		U	5.73	0.573

Analyte	% Recovery	Lower	Upper	Qual
Dibromofluoromethane	104	80	120	
1,2-Dichloroethane-d4	105	80	120	
Toluene-d8	106	81	117	
4-Bromofluorobenzene	98.6	74	121	

U This analyte was not detected in the sample.

Sample Number: L0304411-04
Client ID: SB-38(14-16)
Matrix: Soil
Workgroup Number: WG138913
Collect Date: 16-APR-03
Sample Tag: 01

Prep Method: 3550B
Analytical Method: 8270C
Analyst: CLK
Dilution: 1
Units: ug/kg
Percent Solid: 87.3

Instrument: HPMS5
Prep Date: 04/21/2003 10:25
Cal Date: 04/17/2003 17:12
Run Date: 04/23/2003 13:11
File ID: 5M25986

Analyte	CAS. Number	Result	Qual	RL	MDL
Phenol	108-95-2		U	189	94.5
Bis(2-Chloroethyl)ether	111-44-4		U	189	94.5
2-Chlorophenol	95-57-8		U	189	94.5
1,3-Dichlorobenzene	541-73-1		U	189	94.5
1,4-Dichlorobenzene	106-46-7		U	189	94.5
Benzyl alcohol	100-51-6		U	189	94.5
1,2-Dichlorobenzene	95-50-1		U	189	94.5
2-Methylphenol	95-48-7		U	189	94.5
3-,4-Methylphenol	106-44-5		U	189	94.5
bis(2-Chloroisopropyl)ether	108-60-1		U	189	94.5
N-Nitrosodipropylamine	621-64-7		U	189	94.5
Hexachloroethane	67-72-1		U	189	94.5
Nitrobenzene	98-95-3		U	189	94.5
Isophorone	78-59-1		U	189	94.5
2-Nitrophenol	88-75-5		U	189	94.5
2,4-Dimethylphenol	105-67-9		U	189	94.5
Benzoic acid	65-85-0		U	945	378
Bis(2-Chloroethoxy)Methane	111-91-1		U	189	94.5
2,4-Dichlorophenol	120-83-2		U	189	94.5
1,2,4-Trichlorobenzene	120-82-1		U	189	94.5
Naphthalene	91-20-3		U	189	94.5
4-Chloroaniline	106-47-8		U	189	94.5
Hexachlorobutadiene	87-68-3		U	189	94.5
4-Chloro-3-methylphenol	59-50-7		U	189	94.5
2-Methylnaphthalene	91-57-6		U	189	94.5
Hexachlorocyclopentadiene	77-47-4		U	189	94.5
2,4,6-Trichlorophenol	88-06-2		U	189	94.5
2,4,5-Trichlorophenol	95-95-4		U	189	94.5
2-Chloronaphthalene	91-58-7		U	189	94.5
2-Nitroaniline	88-74-4		U	945	378
Dimethylphthalate	131-11-3		U	189	94.5
Acenaphthylene	208-96-8		U	189	94.5
2,6-Dinitrotoluene	606-20-2		U	189	94.5
3-Nitroaniline	99-09-2		U	945	378

KEMRON ENVIRONMENTAL SERVICES

Report Number: **L0304411**

Report Date : **April 25, 2003**

Sample Number: **L0304411-04**
Client ID: **SB-38(14-16)**
Matrix: **Soil**
Workgroup Number: **WG138913**
Collect Date: **16-APR-03**
Sample Tag: **01**

Prep Method: **3550B**
Analytical Method: **8270C**
Analyst: **CLK**
Dilution: **1**
Units: **ug/kg**
Percent Solid: **87.3**

Instrument: **HPMS5**
Prep Date: **04/21/2003 10:25**
Cal Date: **04/17/2003 17:12**
Run Date: **04/23/2003 13:11**
File ID: **5M25986**

Analyte	CAS. Number	Result	Qual	RL	MDL
Acenaphthene	83-32-9		U	189	94.5
2,4-Dinitrophenol	51-28-5		U	945	378
4-Nitrophenol	100-02-7		U	945	378
Dibenzofuran	132-64-9		U	189	94.5
2,4-Dinitrotoluene	121-14-2		U	189	94.5
Diethylphthalate	84-66-2		U	189	94.5
4-Chlorophenyl-phenyl ether	7005-72-3		U	189	94.5
Fluorene	86-73-7		U	189	94.5
4-Nitroaniline	100-01-6		U	945	378
4,6-Dinitro-2-methylphenol	534-52-1		U	945	378
N-Nitrosodiphenylamine	86-30-6		U	189	94.5
4-Bromophenyl-phenylether	101-55-3		U	189	94.5
Hexachlorobenzene	118-74-1		U	189	94.5
Pentachlorophenol	87-86-5		U	945	378
Phenanthrene	85-01-8		U	189	94.5
Anthracene	120-12-7		U	189	94.5
Di-N-Butylphthalate	84-74-2		U	189	94.5
Fluoranthene	206-44-0		U	189	94.5
Pyrene	129-00-0		U	189	94.5
Butylbenzylphthalate	85-68-7		U	189	94.5
3,3'-Dichlorobenzidine	91-94-1		U	378	189
Benzo(a)anthracene	56-55-3		U	189	94.5
Chrysene	218-01-9		U	189	94.5
bis(2-Ethylhexyl)phthalate	117-81-7		U	189	94.5
Di-n-octylphthalate	117-84-0		U	189	94.5
Benzo(b)fluoranthene	205-99-2		U	189	94.5
Benzo(k)fluoranthene	207-08-9		U	189	94.5
Benzo(a)pyrene	50-32-8		U	189	94.5
Indeno(1,2,3-cd)pyrene	193-39-5		U	189	94.5
Dibenzo(a,h)Anthracene	53-70-3		U	189	94.5
Benzo(g,h,i)Perylene	191-24-2		U	189	94.5

Analyte	% Recovery	Lower	Upper	Qual
2-Fluorophenol	39.9	25	121	
Phenol-d5	47.9	24	113	
Nitrobenzene-d5	41.8	23	120	
2-Fluorobiphenyl	57.6	30	115	
2,4,6-Tribromophenol	85.7	19	122	
p-Terphenyl-d14	73.7	18	137	

U This analyte was not detected in the sample.

Sample Number: **L0304411-04**
Client ID: **SB-38(14-16)**
Matrix: **Soil**
Workgroup Number: **WG138939**
Collect Date: **16-APR-03**

Prep Method: **D2216-90**
Analytical Method: **D2216-90**
Analyst: **TMM**
Dilution: **1**
Units: **weight %**

Instrument: **OVEN**
Prep Date: **04/23/2003 11:30**
Cal Date:
Run Date: **04/23/2003 11:30**
File ID:

Analyte	CAS. Number	Result	Qual	RL	MDL
Percent Solids	10-02-6	87.3		1.00	1.00

Sample Number: L0304411-05
Client ID: SB-36(25-27)
Matrix: Soil
Workgroup Number: WG138936
Collect Date: 16-APR-03
Sample Tag: 01

Prep Method: 3050B
Analytical Method: 6010B
Analyst: JYH
Dilution: 1
Units: mg/kg
Percent Solid: 83.3

Instrument: IRIS-ICP
Prep Date: 04/22/2003 09:00
Cal Date: 04/23/2003 10:34
Run Date: 04/23/2003 13:10
File ID: IR.042303.131000

Analyte	CAS. Number	Result	Qual	RL	MDL
Lead, Total	7439-92-1	19.3		5.88	0.588

Sample Number: L0304411-05
Client ID: SB-36(25-27)
Matrix: Soil
Workgroup Number: WG138757
Collect Date: 16-APR-03

Prep Method: 5030B
Analytical Method: 8260B
Analyst: MES
Dilution: 100
Units: ug/kg
Percent Solid: 83.3

Instrument: HPMS10
Prep Date: 04/21/2003 20:56
Cal Date: 02/25/2003 16:59
Run Date: 04/21/2003 20:56
File ID: 10M22387

Analyte	CAS. Number	Result	Qual	RL	MDL
Acetone	67-64-1		U	12000	600
Benzene	71-43-2		U	600	60.0
Bromobenzene	108-86-1		U	600	60.0
Bromochloromethane	74-97-5		U	600	60.0
Bromodichloromethane	75-27-4		U	600	60.0
Bromoform	75-25-2		U	600	60.0
Bromomethane	74-83-9		U	1200	120
2-Butanone	78-93-3		U	12000	300
n-Butylbenzene	104-51-8	174	J	600	60.0
sec-Butylbenzene	135-98-8	209	J	600	60.0
tert-Butylbenzene	98-06-6		U	600	60.0
Carbon disulfide	75-15-0		U	600	60.0
Carbon tetrachloride	56-23-5		U	600	60.0
Chlorobenzene	108-90-7		U	600	60.0
Chlorodibromomethane	124-48-1		U	600	60.0
Chloroethane	75-00-3		U	1200	120
2-Chloroethyl vinyl ether	110-75-8		U	1200	60.0
Chloroform	67-66-3		U	600	60.0
Chloromethane	74-87-3		U	1200	240
2-Chlorotoluene	95-49-8		U	600	60.0
4-Chlorotoluene	106-43-4		U	600	60.0
1,2-Dibromo-3-chloropropane	96-12-8		U	600	120
1,2-Dibromoethane	106-93-4		U	600	60.0
Dibromomethane	74-95-3		U	600	60.0
1,2-Dichlorobenzene	95-50-1		U	600	60.0
1,3-Dichlorobenzene	541-73-1		U	600	60.0
1,4-Dichlorobenzene	106-46-7		U	600	60.0
Dichlorodifluoromethane	75-71-8		U	1200	120
1,1-Dichloroethane	75-34-3		U	600	120
1,2-Dichloroethane	107-06-2		U	600	60.0
1,1-Dichloroethene	75-35-4		U	600	60.0
cis-1,2-Dichloroethene	156-59-2		U	600	60.0
trans-1,2-Dichloroethene	156-60-5		U	600	60.0
1,2-Dichloropropane	78-87-5		U	600	60.0
1,3-Dichloropropane	142-28-9		U	600	60.0
2,2-Dichloropropane	594-20-7		U	600	60.0
cis-1,3-Dichloropropene	10061-01-5		U	600	60.0
trans-1,3-Dichloropropene	10061-02-6		U	600	60.0
1,1-Dichloropropene	563-58-6		U	600	60.0
[illegible]benzene	100-41-4		U	600	60.0
[illegible]exanone	591-78-6		U	1200	300
[illegible]lorobutadiene	87-68-3		U	600	60.0

Sample Number: L0304411-05
Client ID: SB-36(25-27)
Matrix: Soil
Workgroup Number: WG138757
Collect Date: 16-APR-03

Prep Method: 5030B
Analytical Method: 8260B
Analyst: MES
Dilution: 100
Units: ug/kg
Percent Solid: 83.3

Instrument: HPMS10
Prep Date: 04/21/2003 20:56
Cal Date: 02/25/2003 16:59
Run Date: 04/21/2003 20:56
File ID: 10M22387

Analyte	CAS. Number	Result	Qual	RL	MDL
Isopropylbenzene	98-82-8		U	600	60.0
p-Isopropyltoluene	99-87-6		U	600	60.0
4-Methyl-2-pentanone	108-10-1		U	1200	300
Methylene chloride	75-09-2		U	600	120
Naphthalene	91-20-3		U	1200	60.0
n-Propylbenzene	103-65-1		U	600	60.0
Styrene	100-42-5		U	600	60.0
1,1,1,2-Tetrachloroethane	630-20-6		U	600	60.0
1,1,2,2-Tetrachloroethane	79-34-5		U	600	60.0
Tetrachloroethene	127-18-4		U	600	60.0
Toluene	108-88-3		U	600	60.0
1,2,3-Trichlorobenzene	87-61-6		U	600	60.0
1,2,4-Trichlorobenzene	120-82-1		U	600	60.0
1,1,1-Trichloroethane	71-55-6		U	600	60.0
1,1,2-Trichloroethane	79-00-5		U	600	60.0
Trichloroethene	79-01-6		U	600	60.0
Trichlorofluoromethane	75-69-4		U	1200	120
1,2,3-Trichloropropane	96-18-4		U	600	76.8
1,2,4-Trimethylbenzene	95-63-6		U	600	60.0
1,3,5-Trimethylbenzene	108-67-8		U	600	60.0
Vinyl acetate	108-05-4		U	1200	120
Vinyl chloride	75-01-4		U	1200	120
o-Xylene	95-47-6		U	600	60.0
m-,p-Xylene	136777-61-2		U	600	60.0

Analyte	% Recovery	Lower	Upper	Qual
Dibromofluoromethane	82.0	80	120	
1,2-Dichloroethane-d4	85.1	80	120	
Toluene-d8	85.1	81	117	
4-Bromofluorobenzene	171	74	121	*

J This compound was detected at a level above the method detection limit, but below the reporting limit.
U This analyte was not detected in the sample.

Sample Number: L0304411-05
Client ID: SB-36(25-27)
Matrix: Soil
Workgroup Number: WG138913
Collect Date: 16-APR-03
Sample Tag: 01

Prep Method: 3550B
Analytical Method: 8270C
Analyst: CLK
Dilution: 1
Units: ug/kg
Percent Solid: 83.3

Instrument: HPMS5
Prep Date: 04/21/2003 10:25
Cal Date: 04/17/2003 17:12
Run Date: 04/23/2003 13:43
File ID: 5M25987

Analyte	CAS. Number	Result	Qual	RL	MDL
Phenol	108-95-2		U	198	98.8
Bis(2-Chloroethyl)ether	111-44-4		U	198	98.8
2-Chlorophenol	95-57-8		U	198	98.8
1,3-Dichlorobenzene	541-73-1		U	198	98.8
1,4-Dichlorobenzene	106-46-7		U	198	98.8
Benzyl alcohol	100-51-6		U	198	98.8
1,2-Dichlorobenzene	95-50-1		U	198	98.8
2-Methylphenol	95-48-7		U	198	98.8
3-,4-Methylphenol	106-44-5		U	198	98.8
bis(2-Chloroisopropyl)ether	108-60-1		U	198	98.8
N-Nitrosodipropylamine	621-64-7		U	198	98.8
Hexachloroethane	67-72-1		U	198	98.8
Nitrobenzene	98-95-3		U	198	98.8
Isophorone	78-59-1		U	198	98.8
2-Nitrophenol	88-75-5		U	198	98.8

KEMRON ENVIRONMENTAL SERVICES

Report Number: **L0304411**

Report Date : **April 25, 2003**

Sample Number: **L0304411-05**
Client ID: **SB-36(25-27)**
Matrix: **Soil**
Workgroup Number: **WG138913**
Collect Date: **16-APR-03**
Sample Tag: **01**

Prep Method: **3550B**
Analytical Method: **8270C**
Analyst: **CLK**
Dilution: **1**
Units: **ug/kg**
Percent Solid: **83.3**

Instrument: **HPMS5**
Prep Date: **04/21/2003 10:25**
Cal Date: **04/17/2003 17:12**
Run Date: **04/23/2003 13:43**
File ID: **5M25987**

Analyte	CAS. Number	Result	Qual	RL	MDL
2,4-Dimethylphenol	105-67-9		U	198	98.8
Benzoic acid	65-85-0		U	988	395
Bis(2-Chloroethoxy)Methane	111-91-1		U	198	98.8
2,4-Dichlorophenol	120-83-2		U	198	98.8
1,2,4-Trichlorobenzene	120-82-1		U	198	98.8
Naphthalene	91-20-3		U	198	98.8
4-Chloroaniline	106-47-8		U	198	98.8
Hexachlorobutadiene	87-68-3		U	198	98.8
4-Chloro-3-methylphenol	59-50-7		U	198	98.8
2-Methylnaphthalene	91-57-6		U	198	98.8
Hexachlorocyclopentadiene	77-47-4		U	198	98.8
2,4,6-Trichlorophenol	88-06-2		U	198	98.8
2,4,5-Trichlorophenol	95-95-4		U	198	98.8
2-Chloronaphthalene	91-58-7		U	198	98.8
2-Nitroaniline	88-74-4		U	988	395
Dimethylphthalate	131-11-3		U	198	98.8
Acenaphthylene	208-96-8		U	198	98.8
2,6-Dinitrotoluene	606-20-2		U	198	98.8
3-Nitroaniline	99-09-2		U	988	395
Acenaphthene	83-32-9		U	198	98.8
2,4-Dinitrophenol	51-28-5		U	988	395
4-Nitrophenol	100-02-7		U	988	395
Dibenzofuran	132-64-9		U	198	98.8
2,4-Dinitrotoluene	121-14-2		U	198	98.8
Diethylphthalate	84-66-2		U	198	98.8
4-Chlorophenyl-phenyl ether	7005-72-3		U	198	98.8
Fluorene	86-73-7		U	198	98.8
4-Nitroaniline	100-01-6		U	988	395
4,6-Dinitro-2-methylphenol	534-52-1		U	988	395
N-Nitrosodiphenylamine	86-30-6		U	198	98.8
4-Bromophenyl-phenylether	101-55-3		U	198	98.8
Hexachlorobenzene	118-74-1		U	198	98.8
Pentachlorophenol	87-86-5		U	988	395
Phenanthrene	85-01-8		U	198	98.8
Anthracene	120-12-7		U	198	98.8
Di-N-Butylphthalate	84-74-2		U	198	98.8
Fluoranthene	206-44-0	104	J	198	98.8
Pyrene	129-00-0	245		198	98.8
Butylbenzylphthalate	85-68-7		U	198	98.8
3,3'-Dichlorobenzidine	91-94-1		U	395	198
Benzo(a)anthracene	56-55-3		U	198	98.8
Chrysene	218-01-9		U	198	98.8
bis(2-Ethylhexyl)phthalate	117-81-7	138	J	198	98.8
Di-n-octylphthalate	117-84-0		U	198	98.8
Benzo(b)fluoranthene	205-99-2		U	198	98.8
Benzo(k)fluoranthene	207-08-9		U	198	98.8
Benzo(a)pyrene	50-32-8		U	198	98.8
Indeno(1,2,3-cd)pyrene	193-39-5		U	198	98.8
Dibenzo(a,h)Anthracene	53-70-3		U	198	98.8
Benzo(g,h,i)Perylene	191-24-2		U	198	98.8

Sample Number: L0304411-05
Client ID: SB-36(25-27)
Matrix: Soil
Workgroup Number: WG138913
Collect Date: 16-APR-03
Sample Tag: 01

Prep Method: 3550B
Analytical Method: 8270C
Analyst: CLK
Dilution: 1
Units: ug/kg
Percent Solid: 83.3

Instrument: HPMS5
Prep Date: 04/21/2003 10:25
Cal Date: 04/17/2003 17:12
Run Date: 04/23/2003 13:43
File ID: 5M25987

Analyte	% Recovery	Lower	Upper	Qual
2-Fluorophenol	49.4	25	121	
Phenol-d5	62.0	24	113	
Nitrobenzene-d5	61.5	23	120	
2-Fluorobiphenyl	84.2	30	115	
2,4,6-Tribromophenol	131	19	122	*
p-Terphenyl-d14	84.9	18	137	

J This compound was detected at a level above the method detection limit, but below the reporting limit.
U This analyte was not detected in the sample.

Sample Number: L0304411-05
Client ID: SB-36(25-27)
Matrix: Soil
Workgroup Number: WG138939
Collect Date: 16-APR-03

Prep Method: D2216-90
Analytical Method: D2216-90
Analyst: TMM
Dilution: 1
Units: weight %

Instrument: OVEN
Prep Date: 04/23/2003 11:30
Cal Date:
Run Date: 04/23/2003 11:30
File ID:

Analyte	CAS. Number	Result	Qual	RL	MDL
Percent Solids	10-02-6	83.3		1.00	1.00

Sample Number: L0304411-06
Client ID: SB-36(13-15)
Matrix: Soil
Workgroup Number: WG138936
Collect Date: 16-APR-03
Sample Tag: 01

Prep Method: 3050B
Analytical Method: 6010B
Analyst: JYH
Dilution: 1
Units: mg/kg
Percent Solid: 87.8

Instrument: IRIS-ICP
Prep Date: 04/22/2003 09:00
Cal Date: 04/23/2003 10:34
Run Date: 04/23/2003 12:40
File ID: IR.042303.124000

Analyte	CAS. Number	Result	Qual	RL	MDL
Lead, Total	7439-92-1	20.9		5.42	0.542

Sample Number: L0304411-06
Client ID: SB-36(13-15)
Matrix: Soil
Workgroup Number: WG138640
Collect Date: 16-APR-03

Prep Method: 5030B
Analytical Method: 8260B
Analyst: MES
Dilution: 1
Units: ug/kg
Percent Solid: 87.8

Instrument: HPMS9
Prep Date: 04/18/2003 19:13
Cal Date: 03/14/2003 17:45
Run Date: 04/18/2003 19:13
File ID: 9M24310

Analyte	CAS. Number	Result	Qual	RL	MDL
Acetone	67-64-1		U	114	5.70
Benzene	71-43-2		U	5.70	0.570
Bromobenzene	108-86-1		U	5.70	0.570
Bromochloromethane	74-97-5		U	5.70	0.570
Bromodichloromethane	75-27-4		U	5.70	0.570

KEMRON ENVIRONMENTAL SERVICES

Report Number: L0304411
Report Date : April 25, 2003

Sample Number: L0304411-06
Client ID: SB-36(13-15)
Matrix: Soil
Workgroup Number: WG138640
Collect Date: 16-APR-03

Prep Method: 5030B
Analytical Method: 8260B
Analyst: MES
Dilution: 1
Units: ug/kg
Percent Solid: 87.8

Instrument: HPMS9
Prep Date: 04/18/2003 19:13
Cal Date: 03/14/2003 17:45
Run Date: 04/18/2003 19:13
File ID: 9M24310

Analyte	CAS. Number	Result	Qual	RL	MDL
Bromoform	75-25-2		U	5.70	0.570
Bromomethane	74-83-9		U	11.4	1.14
2-Butanone	78-93-3		U	114	2.85
n-Butylbenzene	104-51-8		U	5.70	0.570
sec-Butylbenzene	135-98-8		U	5.70	0.570
tert-Butylbenzene	98-06-6		U	5.70	0.570
Carbon disulfide	75-15-0		U	5.70	0.570
Carbon tetrachloride	56-23-5		U	5.70	0.570
Chlorobenzene	108-90-7		U	5.70	0.570
Chlorodibromomethane	124-48-1		U	5.70	0.570
Chloroethane	75-00-3		U	11.4	1.14
2-Chloroethyl vinyl ether	110-75-8		U	11.4	0.570
Chloroform	67-66-3		U	5.70	0.570
Chloromethane	74-87-3		U	11.4	2.28
2-Chlorotoluene	95-49-8		U	5.70	0.570
4-Chlorotoluene	106-43-4		U	5.70	0.570
1,2-Dibromo-3-chloropropane	96-12-8		U	5.70	1.14
1,2-Dibromoethane	106-93-4		U	5.70	0.570
Dibromomethane	74-95-3		U	5.70	0.570
1,2-Dichlorobenzene	95-50-1		U	5.70	0.570
1,3-Dichlorobenzene	541-73-1		U	5.70	0.570
1,4-Dichlorobenzene	106-46-7		U	5.70	0.570
Dichlorodifluoromethane	75-71-8		U	11.4	1.14
1,1-Dichloroethane	75-34-3		U	5.70	1.14
1,2-Dichloroethane	107-06-2		U	5.70	0.570
1,1-Dichloroethene	75-35-4		U	5.70	0.570
cis-1,2-Dichloroethene	156-59-2	0.958	J	5.70	0.570
trans-1,2-Dichloroethene	156-60-5		U	5.70	0.570
1,2-Dichloropropane	78-87-5		U	5.70	0.570
1,3-Dichloropropane	142-28-9		U	5.70	0.570
2,2-Dichloropropane	594-20-7		U	5.70	0.570
cis-1,3-Dichloropropene	10061-01-5		U	5.70	0.570
trans-1,3-Dichloropropene	10061-02-6		U	5.70	0.570
1,1-Dichloropropene	563-58-6		U	5.70	0.570
Ethylbenzene	100-41-4		U	5.70	0.570
2-Hexanone	591-78-6		U	11.4	2.85
Hexachlorobutadiene	87-68-3		U	5.70	0.570
Isopropylbenzene	98-82-8		U	5.70	0.570
p-Isopropyltoluene	99-87-6		U	5.70	0.570
4-Methyl-2-pentanone	108-10-1		U	11.4	2.85
Methylene chloride	75-09-2		U	5.70	1.14
Naphthalene	91-20-3		U	11.4	0.570
n-Propylbenzene	103-65-1		U	5.70	0.570
Styrene	100-42-5		U	5.70	0.570
1,1,1,2-Tetrachloroethane	630-20-6		U	5.70	0.570
1,1,2,2-Tetrachloroethane	79-34-5		U	5.70	0.570
Tetrachloroethene	127-18-4	0.600	J	5.70	0.570
Toluene	108-88-3		U	5.70	0.570
1,2,3-Trichlorobenzene	87-61-6		U	5.70	0.570
1,2,4-Trichlorobenzene	120-82-1		U	5.70	0.570
1,1,1-Trichloroethane	71-55-6		U	5.70	0.570
1,1,2-Trichloroethane	79-00-5		U	5.70	0.570
Trichloroethene	79-01-6	54.4		5.70	0.570
Trichlorofluoromethane	75-69-4		U	11.4	1.14
1,2,3-Trichloropropane	96-18-4		U	5.70	0.729
1,2,4-Trimethylbenzene	95-63-6		U	5.70	0.570
1,3,5-Trimethylbenzene	108-67-8		U	5.70	0.570
Vinyl acetate	108-05-4		U	11.4	1.14
Vinyl chloride	75-01-4		U	11.4	1.14

Sample Number: L0304411-06
Client ID: SB-36(13-15)
Matrix: Soil
Workgroup Number: WG138640
Collect Date: 16-APR-03

Prep Method: 5030B
Analytical Method: 8260B
Analyst: MES
Dilution: 1
Units: ug/kg
Percent Solid: 87.8

Instrument: HPMS9
Prep Date: 04/18/2003 19:13
Cal Date: 03/14/2003 17:45
Run Date: 04/18/2003 19:13
File ID: 9M24310

Analyte	CAS. Number	Result	Qual	RL	MDL
o-Xylene	95-47-6		U	5.70	0.570
m-,p-Xylene	136777-61-2		U	5.70	0.570

Analyte	% Recovery	Lower	Upper	Qual
Dibromofluoromethane	106	80	120	
1,2-Dichloroethane-d4	107	80	120	
Toluene-d8	104	81	117	
4-Bromofluorobenzene	99.0	74	121	

J This compound was detected at a level above the method detection limit, but below the reporting limit.
U This analyte was not detected in the sample.

Sample Number: L0304411-06
Client ID: SB-36(13-15)
Matrix: Soil
Workgroup Number: WG138913
Collect Date: 16-APR-03
Sample Tag: 01

Prep Method: 3550B
Analytical Method: 8270C
Analyst: CLK
Dilution: 1
Units: ug/kg
Percent Solid: 87.8

Instrument: HPMS4
Prep Date: 04/21/2003 10:25
Cal Date: 04/17/2003 13:04
Run Date: 04/22/2003 20:50
File ID: 4M18319

Analyte	CAS. Number	Result	Qual	RL	MDL
Phenol	108-95-2		U	188	93.8
Bis(2-Chloroethyl)ether	111-44-4		U	188	93.8
2-Chlorophenol	95-57-8		U	188	93.8
1,3-Dichlorobenzene	541-73-1		U	188	93.8
1,4-Dichlorobenzene	106-46-7		U	188	93.8
Benzyl alcohol	100-51-6		U	188	93.8
1,2-Dichlorobenzene	95-50-1		U	188	93.8
2-Methylphenol	95-48-7		U	188	93.8
3-,4-Methylphenol	106-44-5		U	188	93.8
bis(2-Chloroisopropyl)ether	108-60-1		U	188	93.8
N-Nitrosodipropylamine	621-64-7		U	188	93.8
Hexachloroethane	67-72-1		U	188	93.8
Nitrobenzene	98-95-3		U	188	93.8
Isophorone	78-59-1		U	188	93.8
2-Nitrophenol	88-75-5		U	188	93.8
2,4-Dimethylphenol	105-67-9		U	188	93.8
Benzoic acid	65-85-0		U	938	375
Bis(2-Chloroethoxy)Methane	111-91-1		U	188	93.8
2,4-Dichlorophenol	120-83-2		U	188	93.8
1,2,4-Trichlorobenzene	120-82-1		U	188	93.8
Naphthalene	91-20-3		U	188	93.8
4-Chloroaniline	106-47-8		U	188	93.8
Hexachlorobutadiene	87-68-3		U	188	93.8
4-Chloro-3-methylphenol	59-50-7		U	188	93.8
2-Methylnaphthalene	91-57-6		U	188	93.8
Hexachlorocyclopentadiene	77-47-4		U	188	93.8
2,4,6-Trichlorophenol	88-06-2		U	188	93.8
2,4,5-Trichlorophenol	95-95-4		U	188	93.8
2-Chloronaphthalene	91-58-7		U	188	93.8
2-Nitroaniline	88-74-4		U	938	375
Dimethylphthalate	131-11-3		U	188	93.8
Acenaphthylene	208-96-8		U	188	93.8
2,6-Dinitrotoluene	606-20-2		U	188	93.8
3-Nitroaniline	99-09-2		U	938	375
Acenaphthene	83-32-9		U	188	93.8
2,4-Dinitrophenol	51-28-5		U	938	375
4-Nitrophenol	100-02-7		U	938	375
Dibenzofuran	132-64-9		U	188	93.8

Report Number: L0304411
Report Date : April 25, 2003

Sample Number: L0304411-06
Client ID: SB-36(13-15)
Matrix: Soil
Workgroup Number: WG138913
Collect Date: 16-APR-03
Sample Tag: 01

Prep Method: 3550B
Analytical Method: 8270C
Analyst: CLK
Dilution: 1
Units: ug/kg
Percent Solid: 87.8

Instrument: HPMS4
Prep Date: 04/21/2003 10:25
Cal Date: 04/17/2003 13:04
Run Date: 04/22/2003 20:50
File ID: 4M18319

Analyte	CAS. Number	Result	Qual	RL	MDL
2,4-Dinitrotoluene	121-14-2		U	188	93.8
Diethylphthalate	84-66-2		U	188	93.8
4-Chlorophenyl-phenyl ether	7005-72-3		U	188	93.8
Fluorene	86-73-7		U	188	93.8
4-Nitroaniline	100-01-6		U	938	375
4,6-Dinitro-2-methylphenol	534-52-1		U	938	375
N-Nitrosodiphenylamine	86-30-6		U	188	93.8
4-Bromophenyl-phenylether	101-55-3		U	188	93.8
Hexachlorobenzene	118-74-1		U	188	93.8
Pentachlorophenol	87-86-5		U	938	375
Phenanthrene	85-01-8	197		188	93.8
Anthracene	120-12-7		U	188	93.8
Di-N-Butylphthalate	84-74-2		U	188	93.8
Fluoranthene	206-44-0	224		188	93.8
Pyrene	129-00-0	101	J	188	93.8
Butylbenzylphthalate	85-68-7		U	188	93.8
3,3'-Dichlorobenzidine	91-94-1		U	375	188
Benzo(a)anthracene	56-55-3		U	188	93.8
Chrysene	218-01-9		U	188	93.8
bis(2-Ethylhexyl)phthalate	117-81-7		U	188	93.8
Di-n-octylphthalate	117-84-0		U	188	93.8
Benzo(b)fluoranthene	205-99-2	110	J	188	93.8
Benzo(k)fluoranthene	207-08-9		U	188	93.8
Benzo(a)pyrene	50-32-8		U	188	93.8
Indeno(1,2,3-cd)pyrene	193-39-5		U	188	93.8
Dibenzo(a,h)Anthracene	53-70-3		U	188	93.8
Benzo(g,h,i)Perylene	191-24-2		U	188	93.8

Analyte	% Recovery	Lower	Upper	Qual
2-Fluorophenol	39.8	25	121	
Phenol-d5	44.3	24	113	
Nitrobenzene-d5	52.0	23	120	
2-Fluorobiphenyl	47.8	30	115	
2,4,6-Tribromophenol	60.7	19	122	
p-Terphenyl-d14	68.5	18	137	

J This compound was detected at a level above the method detection limit, but below the reporting limit.
U This analyte was not detected in the sample.

Sample Number: L0304411-06
Client ID: SB-36(13-15)
Matrix: Soil
Workgroup Number: WG138939
Collect Date: 16-APR-03

Prep Method: D2216-90
Analytical Method: D2216-90
Analyst: TMM
Dilution: 1
Units: weight %

Instrument: OVEN
Prep Date: 04/23/2003 11:30
Cal Date:
Run Date: 04/23/2003 11:30
File ID:

Analyte	CAS. Number	Result	Qual	RL	MDL
Percent Solids	10-02-6	87.8		1.00	1.00

KEMRON ENVIRONMENTAL SERVICES

Report Number: L0304411
Report Date : April 25, 2003

Sample Number: L0304411-07
Client ID: RINSE BLANK
Matrix: Water
Workgroup Number: WG138813
Collect Date: 16-APR-03

Prep Method: 5030B
Analytical Method: 8260B
Analyst: MES
Dilution: 1
Units: ug/L

Instrument: HPMS10
Prep Date: 04/22/2003 12:33
Cal Date: 02/25/2003 16:59
Run Date: 04/22/2003 12:33
File ID: 10M22403

Analyte	CAS. Number	Result	Qual	RL	MDL
Acetone	67-64-1	3.08	J	100	100
Benzene	71-43-2		U	5.00	5.00
Bromobenzene	108-86-1		U	5.00	5.00
Bromochloromethane	74-97-5		U	5.00	5.00
Bromodichloromethane	75-27-4		U	5.00	5.00
Bromoform	75-25-2		U	5.00	5.00
Bromomethane	74-83-9		U	10.0	10.0
2-Butanone	78-93-3		U	100	100
n-Butylbenzene	104-51-8		U	5.00	5.00
sec-Butylbenzene	135-98-8		U	5.00	5.00
tert-Butylbenzene	98-06-6		U	5.00	5.00
Carbon disulfide	75-15-0		U	5.00	5.00
Carbon tetrachloride	56-23-5		U	5.00	5.00
Chlorobenzene	108-90-7		U	5.00	5.00
Chlorodibromomethane	124-48-1		U	5.00	5.00
Chloroethane	75-00-3		U	10.0	10.0
2-Chloroethyl vinyl ether	110-75-8		U	10.0	10.0
Chloroform	67-66-3		U	5.00	5.00
Chloromethane	74-87-3		U	10.0	10.0
2-Chlorotoluene	95-49-8		U	5.00	5.00
4-Chlorotoluene	106-43-4		U	5.00	5.00
1,2-Dibromo-3-chloropropane	96-12-8		U	5.00	5.00
1,2-Dibromoethane	106-93-4		U	5.00	5.00
Dibromomethane	74-95-3		U	5.00	5.00
1,2-Dichlorobenzene	95-50-1		U	5.00	5.00
1,3-Dichlorobenzene	541-73-1		U	5.00	5.00
1,4-Dichlorobenzene	106-46-7		U	5.00	5.00
Dichlorodifluoromethane	75-71-8		U	10.0	10.0
1,1-Dichloroethane	75-34-3		U	5.00	5.00
1,2-Dichloroethane	107-06-2		U	5.00	5.00
1,1-Dichloroethene	75-35-4		U	5.00	5.00
cis-1,2-Dichloroethene	156-59-2		U	5.00	5.00
trans-1,2-Dichloroethene	156-60-5		U	5.00	5.00
1,2-Dichloropropane	78-87-5		U	5.00	5.00
1,3-Dichloropropane	142-28-9		U	5.00	5.00
2,2-Dichloropropane	594-20-7		U	5.00	5.00
cis-1,3-Dichloropropene	10061-01-5		U	5.00	5.00
trans-1,3-Dichloropropene	10061-02-6		U	5.00	5.00
1,1-Dichloropropene	563-58-6		U	5.00	5.00
Ethylbenzene	100-41-4		U	5.00	5.00
2-Hexanone	591-78-6		U	10.0	10.0
Hexachlorobutadiene	87-68-3		U	5.00	5.00
Isopropylbenzene	98-82-8		U	5.00	5.00
p-Isopropyltoluene	99-87-6		U	5.00	5.00
4-Methyl-2-pentanone	108-10-1		U	10.0	10.0
Methylene chloride	75-09-2		U	5.00	5.00
Naphthalene	91-20-3		U	10.0	10.0
n-Propylbenzene	103-65-1		U	5.00	5.00
Styrene	100-42-5		U	5.00	5.00
1,1,1,2-Tetrachloroethane	630-20-6		U	5.00	5.00
1,1,2,2-Tetrachloroethane	79-34-5		U	5.00	5.00
Tetrachloroethene	127-18-4		U	5.00	5.00
Toluene	108-88-3		U	5.00	5.00
1,2,3-Trichlorobenzene	87-61-6		U	5.00	5.00
1,2,4-Trichlorobenzene	120-82-1		U	5.00	5.00
1,1,1-Trichloroethane	71-55-6		U	5.00	5.00
1,1,2-Trichloroethane	79-00-5		U	5.00	5.00
Trichloroethene	79-01-6		U	5.00	5.00
Trichlorofluoromethane	75-69-4		U	10.0	10.0

Sample Number: L0304411-07
Client ID: RINSE BLANK
Matrix: Water
Workgroup Number: WG138813
Collect Date: 16-APR-03

Prep Method: 5030B
Analytical Method: 8260B
Analyst: MES
Dilution: 1
Units: ug/L

Instrument: HPMS10
Prep Date: 04/22/2003 12:33
Cal Date: 02/25/2003 16:59
Run Date: 04/22/2003 12:33
File ID: 10M22403

Analyte	CAS. Number	Result	Qual	RL	MDL
1,2,3-Trichloropropane	96-18-4		U	5.00	5.00
1,2,4-Trimethylbenzene	95-63-6		U	5.00	5.00
1,3,5-Trimethylbenzene	108-67-8		U	5.00	5.00
Vinyl acetate	108-05-4		U	10.0	10.0
Vinyl chloride	75-01-4		U	10.0	10.0
o-Xylene	95-47-6		U	5.00	5.00
m-,p-Xylene	136777-61-2		U	5.00	5.00

Analyte	% Recovery	Lower	Upper	Qual
Dibromofluoromethane	102	86	118	
1,2-Dichloroethane-d4	99.6	80	120	
Toluene-d8	102	88	110	
4-Bromofluorobenzene	108	86	115	

J This compound was detected at a level above the method detection limit, but below the reporting limit.
U This analyte was not detected in the sample.

Sample Number: L0304411-07
Client ID: RINSE BLANK
Matrix: Water
Workgroup Number: WG139003
Collect Date: 16-APR-03
Sample Tag: 01

Prep Method: 3510C
Analytical Method: 8270C
Analyst: CLK
Dilution: 1
Units: ug/L

Instrument: HPMS5
Prep Date: 04/22/2003 17:30
Cal Date: 04/17/2003 17:12
Run Date: 04/23/2003 12:39
File ID: 5M25985

Analyte	CAS. Number	Result	Qual	RL	MDL
Phenol	108-95-2		U	5.00	5.00
Bis(2-Chloroethyl)ether	111-44-4		U	5.00	5.00
2-Chlorophenol	95-57-8		U	5.00	5.00
1,3-Dichlorobenzene	541-73-1		U	5.00	5.00
1,4-Dichlorobenzene	106-46-7		U	5.00	5.00
Benzyl alcohol	100-51-6		U	5.00	5.00
1,2-Dichlorobenzene	95-50-1		U	5.00	5.00
2-Methylphenol	95-48-7		U	5.00	5.00
3-,4-Methylphenol	106-44-5		U	5.00	5.00
bis(2-Chloroisopropyl)ether	108-60-1		U	5.00	5.00
N-Nitroso-di-n-propylamine	621-64-7		U	5.00	5.00
Hexachloroethane	67-72-1		U	5.00	5.00
Nitrobenzene	98-95-3		U	5.00	5.00
Isophorone	78-59-1		U	5.00	5.00
2-Nitrophenol	88-75-5		U	5.00	5.00
2,4-Dimethylphenol	105-67-9		U	5.00	5.00
Benzoic acid	65-85-0		U	25.0	25.0
Bis(2-Chloroethoxy)Methane	111-91-1		U	5.00	5.00
2,4-Dichlorophenol	120-83-2		U	5.00	5.00
1,2,4-Trichlorobenzene	120-82-1		U	5.00	5.00
Naphthalene	91-20-3		U	5.00	5.00
4-Chloroaniline	106-47-8		U	5.00	5.00
Hexachlorobutadiene	87-68-3		U	5.00	5.00
4-Chloro-3-methylphenol	59-50-7		U	5.00	5.00
2-Methylnaphthalene	91-57-6		U	5.00	5.00
Hexachlorocyclopentadiene	77-47-4		U	5.00	5.00
2,4,6-Trichlorophenol	88-06-2		U	5.00	5.00
2,4,5-Trichlorophenol	95-95-4		U	5.00	5.00
2-Chloronaphthalene	91-58-7		U	5.00	5.00
2-Nitroaniline	88-74-4		U	25.0	25.0
[illegible]thylphthalate	131-11-3		U	5.00	5.00
Acenaphthylene	208-96-8		U	5.00	5.00
2,6-Dinitrotoluene	606-20-2		U	5.00	5.00

KEMRON ENVIRONMENTAL SERVICES

Report Number: L0304411
Report Date : April 25, 2003

Sample Number: L0304411-07
Client ID: RINSE BLANK
Matrix: Water
Workgroup Number: WG139003
Collect Date: 16-APR-03
Sample Tag: 01

Prep Method: 3510C
Analytical Method: 8270C
Analyst: CLK
Dilution: 1
Units: ug/L

Instrument: HPMS5
Prep Date: 04/22/2003 17:30
Cal Date: 04/17/2003 17:12
Run Date: 04/23/2003 12:39
File ID: 5M25985

Analyte	CAS. Number	Result	Qual	RL	MDL
3-Nitroaniline	99-09-2		U	25.0	25.0
Acenaphthene	83-32-9		U	5.00	5.00
2,4-Dinitrophenol	51-28-5		U	25.0	25.0
4-Nitrophenol	100-02-7		U	25.0	25.0
Dibenzofuran	132-64-9		U	5.00	5.00
2,4-Dinitrotoluene	121-14-2		U	5.00	5.00
Diethylphthalate	84-66-2		U	5.00	5.00
4-Chlorophenyl-phenyl ether	7005-72-3		U	5.00	5.00
Fluorene	86-73-7		U	5.00	5.00
4-Nitroaniline	100-01-6		U	25.0	25.0
4,6-Dinitro-2-methylphenol	534-52-1		U	25.0	25.0
N-Nitrosodiphenylamine	86-30-6		U	5.00	5.00
4-Bromophenyl-phenylether	101-55-3		U	5.00	5.00
Hexachlorobenzene	118-74-1		U	5.00	5.00
Pentachlorophenol	87-86-5		U	25.0	25.0
Phenanthrene	85-01-8		U	5.00	5.00
Anthracene	120-12-7		U	5.00	5.00
Di-N-Butylphthalate	84-74-2		U	5.00	5.00
Fluoranthene	206-44-0		U	5.00	5.00
Pyrene	129-00-0		U	5.00	5.00
Butylbenzylphthalate	85-68-7		U	5.00	5.00
3,3'-Dichlorobenzidine	91-94-1		U	10.0	10.0
Benzo(a)anthracene	56-55-3		U	5.00	5.00
Chrysene	218-01-9		U	5.00	5.00
bis(2-Ethylhexyl)phthalate	117-81-7		U	5.00	5.00
Di-n-octylphthalate	117-84-0		U	5.00	5.00
Benzo(b)fluoranthene	205-99-2		U	5.00	5.00
Benzo(k)fluoranthene	207-08-9		U	5.00	5.00
Benzo(a)pyrene	50-32-8		U	5.00	5.00
Indeno(1,2,3-cd)pyrene	193-39-5		U	5.00	5.00
Dibenzo(a,h)Anthracene	53-70-3		U	5.00	5.00
Benzo(g,h,i)Perylene	191-24-2		U	5.00	5.00

Analyte	% Recovery	Lower	Upper	Qual
2-Fluorophenol	40.6	21	100	
Phenol-d5	27.3	10	94	
Nitrobenzene-d5	62.5	35	114	
2-Fluorobiphenyl	76.7	43	116	
2,4,6-Tribromophenol	103	10	123	
p-Terphenyl-d14	120	33	141	

U This analyte was not detected in the sample.

Groundwater Investigation

KEMRON ENVIRONMENTAL SERVICES

Report Number: L0305083
Report Date : May 12, 2003

Sample Number: L0305083-01
Client ID: PZ-6
Matrix: Water
Workgroup Number: WG140187
Collect Date: 02-MAY-03
Sample Tag: 01

Prep Method: 3005A
Analytical Method: 6010B
Analyst: SLP
Dilution: 1
Units: mg/L

Instrument: PE-ICP
Prep Date: 05/06/2003 09:15
Cal Date: 05/08/2003 08:10
Run Date: 05/08/2003 15:59
File ID: PE.050803.155930

Analyte	CAS. Number	Result	Qual	RL	MDL
Lead, Total	7439-92-1	0.218		0.100	0.0100

Sample Number: L0305083-01
Client ID: PZ-6
Matrix: Water
Workgroup Number: WG140140
Collect Date: 02-MAY-03
Sample Tag: 01

Prep Method: 3510C
Analytical Method: 8082
Analyst: ECL
Dilution: 5
Units: ug/L

Instrument: HP4
Prep Date: 05/05/2003 15:30
Cal Date: 05/02/2003 15:00
Run Date: 05/08/2003 22:29
File ID: 4GR18088

Analyte	CAS. Number	Result	Qual	RL	MDL
Aroclor-1016	12674-11-2		U	2.63	1.32
Aroclor-1221	11104-28-2		U	2.63	1.32
Aroclor-1232	11141-16-5		U	2.63	1.32
Aroclor-1242	53469-21-9	10.1		2.63	1.32
Aroclor-1248	12672-29-6		U	2.63	1.32
Aroclor-1254	11097-69-1		U	2.63	1.32
Aroclor-1260	11096-82-5	5.88		2.63	1.32

Analyte	% Recovery	Lower	Upper	Qual
2,4,5,6-Tetrachloro-m-xylene	60.3	30	132	
Decachlorobiphenyl	15.1	36	144	*

U This analyte was not detected in the sample.

Sample Number: L0305083-01
Client ID: PZ-6
Matrix: Water
Workgroup Number: WG140140
Collect Date: 02-MAY-03
Sample Tag: CF1

Prep Method: 3510C
Analytical Method: 8082
Analyst: ECL
Dilution: 5
Units: ug/L

Instrument: HP4
Prep Date: 05/05/2003 15:30
Cal Date: 05/02/2003 15:00
Run Date: 05/10/2003 20:09
File ID: 4GF17788

Analyte	CAS. Number	Result	Qual	RL	MDL
Aroclor-1016	12674-11-2		U	2.63	1.32
Aroclor-1221	11104-28-2		U	2.63	1.32
Aroclor-1232	11141-16-5		U	2.63	1.32
Aroclor-1242	53469-21-9	7.44		2.63	1.32
Aroclor-1248	12672-29-6		U	2.63	1.32
Aroclor-1254	11097-69-1		U	2.63	1.32
Aroclor-1260	11096-82-5	5.34		2.63	1.32

Analyte	% Recovery	Lower	Upper	Qual
2,4,5,6-Tetrachloro-m-xylene		30	132	DL
Decachlorobiphenyl		36	144	DL

DL Surrogate or spike compound was diluted out
U This analyte was not detected in the sample.

KEMRON ENVIRONMENTAL SERVICES

Report Number: L0305083
Report Date : May 12, 2003

Sample Number: L0305083-01
Client ID: PZ-6
Matrix: Water
Workgroup Number: WG139995
Collect Date: 02-MAY-03

Prep Method: 5030B
Analytical Method: 8260B
Analyst: CMS
Dilution: 5
Units: ug/L

Instrument: HPMS11
Prep Date: 05/07/2003 15:28
Cal Date: 04/17/2003 14:20
Run Date: 05/07/2003 15:28
File ID: 11M14841

Analyte	CAS. Number	Result	Qual	RL	MDL
Acetone	67-64-1		U	500	12.5
Benzene	71-43-2	6.02	J	25.0	0.625
Bromobenzene	108-86-1		U	25.0	0.625
Bromochloromethane	74-97-5		U	25.0	1.00
Bromodichloromethane	75-27-4		U	25.0	1.25
Bromoform	75-25-2		U	25.0	2.70
Bromomethane	74-83-9		U	50.0	2.50
2-Butanone	78-93-3		U	500	12.5
n-Butylbenzene	104-51-8	30.8		25.0	1.25
sec-Butylbenzene	135-98-8	16.3	J	25.0	1.25
tert-Butylbenzene	98-06-6		U	25.0	1.25
Carbon disulfide	75-15-0		U	25.0	2.50
Carbon tetrachloride	56-23-5		U	25.0	1.25
Chlorobenzene	108-90-7	470		25.0	0.625
Chlorodibromomethane	124-48-1		U	25.0	1.25
Chloroethane	75-00-3		U	50.0	2.50
2-Chloroethyl vinyl ether	110-75-8		U	50.0	10.0
Chloroform	67-66-3		U	25.0	0.625
Chloromethane	74-87-3		U	50.0	1.25
2-Chlorotoluene	95-49-8		U	25.0	0.625
4-Chlorotoluene	106-43-4		U	25.0	1.25
1,2-Dibromo-3-chloropropane	96-12-8		U	25.0	5.00
1,2-Dibromoethane	106-93-4		U	25.0	1.25
Dibromomethane	74-95-3		U	25.0	1.25
1,2-Dichlorobenzene	95-50-1	48.1		25.0	0.625
1,3-Dichlorobenzene	541-73-1	4.35	J	25.0	1.25
1,4-Dichlorobenzene	106-46-7	29.2		25.0	0.625
Dichlorodifluoromethane	75-71-8		U	50.0	1.25
1,1-Dichloroethane	75-34-3		U	25.0	0.625
1,2-Dichloroethane	107-06-2	2.75	J	25.0	1.25
1,1-Dichloroethene	75-35-4		U	25.0	2.50
cis-1,2-Dichloroethene	156-59-2	30.1		25.0	1.25
trans-1,2-Dichloroethene	156-60-5		U	25.0	1.25
1,2-Dichloropropane	78-87-5		U	25.0	0.625
1,3-Dichloropropane	142-28-9		U	25.0	1.00
2,2-Dichloropropane	594-20-7		U	25.0	1.25
cis-1,3-Dichloropropene	10061-01-5		U	25.0	1.25
trans-1,3-Dichloropropene	10061-02-6		U	25.0	2.50
1,1-Dichloropropene	563-58-6		U	25.0	1.25
Ethylbenzene	100-41-4	154		25.0	1.25
2-Hexanone	591-78-6		U	50.0	12.5
Hexachlorobutadiene	87-68-3		U	25.0	1.25
Isopropylbenzene	98-82-8	20.8	J	25.0	1.25
p-Isopropyltoluene	99-87-6	17.0	J	25.0	1.25
4-Methyl-2-pentanone	108-10-1		U	50.0	12.5
Methylene chloride	75-09-2	2.10	J	25.0	1.25
Naphthalene	91-20-3	84.7		50.0	1.00
n-Propylbenzene	103-65-1	44.2		25.0	0.625
Styrene	100-42-5		U	25.0	0.625
1,1,1,2-Tetrachloroethane	630-20-6		U	25.0	1.25
1,1,2,2-Tetrachloroethane	79-34-5		U	25.0	0.625
Tetrachloroethene	127-18-4		U	25.0	1.25
Toluene	108-88-3	16.4	J	25.0	1.25
1,2,3-Trichlorobenzene	87-61-6		U	25.0	0.625
1,2,4-Trichlorobenzene	120-82-1		U	25.0	1.00
1,1,1-Trichloroethane	71-55-6		U	25.0	1.25
1,1,2-Trichloroethane	79-00-5		U	25.0	1.25
Trichloroethene	79-01-6	5.54	J	25.0	1.25
Trichlorofluoromethane	75-69-4		U	50.0	1.25

KEMRON ENVIRONMENTAL SERVICES

Report Number: L0305083
Report Date : May 12, 2003

Sample Number: L0305083-01
Client ID: PZ-6
Matrix: Water
Workgroup Number: WG139995
Collect Date: 02-MAY-03

Prep Method: 5030B
Analytical Method: 8260B
Analyst: CMS
Dilution: 5
Units: ug/L

Instrument: HPMS11
Prep Date: 05/07/2003 15:28
Cal Date: 04/17/2003 14:20
Run Date: 05/07/2003 15:28
File ID: 11M14841

Analyte	CAS. Number	Result	Qual	RL	MDL
1,2,3-Trichloropropane	96-18-4		U	25.0	3.75
1,2,4-Trimethylbenzene	95-63-6	505		25.0	1.25
1,3,5-Trimethylbenzene	108-67-8	125		25.0	1.25
Vinyl acetate	108-05-4		U	50.0	12.5
Vinyl chloride	75-01-4	8.02	J	50.0	1.25
o-Xylene	95-47-6	251		25.0	1.25
m-,p-Xylene	136777-61-2	475		25.0	2.50

Analyte	% Recovery	Lower	Upper	Qual
Dibromofluoromethane	98.0	86	118	
1,2-Dichloroethane-d4	100	80	120	
Toluene-d8	99.2	88	110	
4-Bromofluorobenzene	101	86	115	

J This compound was detected at a level above the method detection limit, but below the reporting limit.
U This analyte was not detected in the sample.

Sample Number: L0305083-01
Client ID: PZ-6
Matrix: Water
Workgroup Number: WG139703
Collect Date: 02-MAY-03

Prep Method: 9040
Analytical Method: 9040
Analyst: DLP
Dilution: 1
Units: UNITS

Instrument: ORION-710A
Prep Date: 05/03/2003 09:50
Cal Date:
Run Date: 05/03/2003 09:50
File ID:

Analyte	CAS. Number	Result	Qual	RL	MDL
Corrosivity pH		7.47			

Sample Number: L0305083-01
Client ID: PZ-6
Matrix: Water
Workgroup Number: WG139647
Collect Date: 02-MAY-03

Prep Method: SW846 5050
Analytical Method: SW846 5050
Analyst: DLP
Dilution: 1
Units: mg/kg

Instrument: PAAR
Prep Date: 05/03/2003 11:00
Cal Date:
Run Date: 05/03/2003 11:00
File ID:

Analyte	CAS. Number	Result	Qual	RL	MDL
Total Halides			U	500	250

U This analyte was not detected in the sample.

KEMRON ENVIRONMENTAL SERVICES

Report Number: L0305654
Report Date : June 5, 2003

Sample Number: L0305654-01
Client ID: PES-2GW
Matrix: Water
Workgroup Number: WG142261
Collect Date: 21-MAY-03
Sample Tag: 01

Prep Method: 3005A
Analytical Method: 6010B
Analyst: SLP
Dilution: 1
Units: mg/L

Instrument: PE-ICP
Prep Date: 05/23/2003 09:40
Cal Date: 06/04/2003 10:42
Run Date: 06/04/2003 15:23
File ID: PE.060403.152358

Analyte	CAS. Number	Result	Qual	RL	MDL
Lead, Total	7439-92-1		U	0.100	0.0100

U This analyte was not detected in the sample.

Sample Number: L0305654-01
Client ID: PES-2GW
Matrix: Water
Workgroup Number: WG141782
Collect Date: 21-MAY-03

Prep Method: 5030B
Analytical Method: 8260B
Analyst: CMS
Dilution: 1
Units: ug/L

Instrument: HPMS11
Prep Date: 05/29/2003 11:19
Cal Date: 05/08/2003 13:12
Run Date: 05/29/2003 11:19
File ID: 11M15452

Analyte	CAS. Number	Result	Qual	RL	MDL
Acetone	67-64-1		U	100	2.50
Benzene	71-43-2		U	5.00	0.125
Bromobenzene	108-86-1		U	5.00	0.125
Bromochloromethane	74-97-5		U	5.00	0.200
Bromodichloromethane	75-27-4		U	5.00	0.250
Bromoform	75-25-2		U	5.00	0.540
Bromomethane	74-83-9		U	10.0	0.500
2-Butanone	78-93-3		U	100	2.50
n-Butylbenzene	104-51-8		U	5.00	0.250
sec-Butylbenzene	135-98-8		U	5.00	0.250
tert-Butylbenzene	98-06-6		U	5.00	0.250
Carbon disulfide	75-15-0		U	5.00	0.500
Carbon tetrachloride	56-23-5		U	5.00	0.250
Chlorobenzene	108-90-7		U	5.00	0.125
Chlorodibromomethane	124-48-1		U	5.00	0.250
Chloroethane	75-00-3		U	10.0	0.500
2-Chloroethyl vinyl ether	110-75-8		U	10.0	2.00
Chloroform	67-66-3		U	5.00	0.125
Chloromethane	74-87-3		U	10.0	0.250
2-Chlorotoluene	95-49-8		U	5.00	0.125
4-Chlorotoluene	106-43-4		U	5.00	0.250
1,2-Dibromo-3-chloropropane	96-12-8		U	5.00	1.00
1,2-Dibromoethane	106-93-4		U	5.00	0.250
Dibromomethane	74-95-3		U	5.00	0.250
1,2-Dichlorobenzene	95-50-1		U	5.00	0.125
1,3-Dichlorobenzene	541-73-1		U	5.00	0.250
1,4-Dichlorobenzene	106-46-7		U	5.00	0.125
Dichlorodifluoromethane	75-71-8		U	10.0	0.250
1,1-Dichloroethane	75-34-3		U	5.00	0.125
1,2-Dichloroethane	107-06-2		U	5.00	0.250
1,1-Dichloroethene	75-35-4		U	5.00	0.500
cis-1,2-Dichloroethene	156-59-2	2.47	J	5.00	0.250
trans-1,2-Dichloroethene	156-60-5		U	5.00	0.250
1,2-Dichloropropane	78-87-5		U	5.00	0.125
1,3-Dichloropropane	142-28-9		U	5.00	0.200
2,2-Dichloropropane	594-20-7		U	5.00	0.250
cis-1,3-Dichloropropene	10061-01-5		U	5.00	0.250

Report Number: L0305654
Report Date : June 5, 2003

Sample Number: L0305654-01
Client ID: PES-2GW
Matrix: Water
Workgroup Number: WG141782
Collect Date: 21-MAY-03

Prep Method: 5030B
Analytical Method: 8260B
Analyst: CMS
Dilution: 1
Units: ug/L

Instrument: HPMS11
Prep Date: 05/29/2003 11:19
Cal Date: 05/08/2003 13:12
Run Date: 05/29/2003 11:19
File ID: 11M15452

Analyte	CAS. Number	Result	Qual	RL	MDL
trans-1,3-Dichloropropene	10061-02-6		U	5.00	0.500
1,1-Dichloropropene	563-58-6		U	5.00	0.250
Ethylbenzene	100-41-4		U	5.00	0.250
2-Hexanone	591-78-6		U	10.0	2.50
Hexachlorobutadiene	87-68-3		U	5.00	0.250
Isopropylbenzene	98-82-8		U	5.00	0.250
p-Isopropyltoluene	99-87-6		U	5.00	0.250
4-Methyl-2-pentanone	108-10-1		U	10.0	2.50
Methylene chloride	75-09-2		U	5.00	0.250
Naphthalene	91-20-3		U	10.0	0.200
n-Propylbenzene	103-65-1		U	5.00	0.125
Styrene	100-42-5		U	5.00	0.125
1,1,1,2-Tetrachloroethane	630-20-6		U	5.00	0.250
1,1,2,2-Tetrachloroethane	79-34-5		U	5.00	0.125
Tetrachloroethene	127-18-4	3.90	J	5.00	0.250
Toluene	108-88-3		U	5.00	0.250
1,2,3-Trichlorobenzene	87-61-6		U	5.00	0.125
1,2,4-Trichlorobenzene	120-82-1		U	5.00	0.200
1,1,1-Trichloroethane	71-55-6		U	5.00	0.250
1,1,2-Trichloroethane	79-00-5		U	5.00	0.250
Trichloroethene	79-01-6	11.2		5.00	0.250
Trichlorofluoromethane	75-69-4		U	10.0	0.250
1,2,3-Trichloropropane	96-18-4		U	5.00	0.750
1,2,4-Trimethylbenzene	95-63-6		U	5.00	0.250
1,3,5-Trimethylbenzene	108-67-8		U	5.00	0.250
Vinyl acetate	108-05-4		U	10.0	2.50
Vinyl chloride	75-01-4		U	10.0	0.250
o-Xylene	95-47-6		U	5.00	0.250
m-,p-Xylene	136777-61-2		U	5.00	0.500

Analyte	% Recovery	Lower	Upper	Qual
Dibromofluoromethane	97.2	86	118	
1,2-Dichloroethane-d4	94.0	80	120	
Toluene-d8	102	88	110	
4-Bromofluorobenzene	101	86	115	

J This compound was detected at a level above the method detection limit, but below the reporting limit.
U This analyte was not detected in the sample.

Sample Number: L0305654-01
Client ID: PES-2GW
Matrix: Water
Workgroup Number: WG141764
Collect Date: 21-MAY-03
Sample Tag: 01

Prep Method: 3510C
Analytical Method: 8270C
Analyst: CLK
Dilution: 2
Units: ug/L

Instrument: HPMS4
Prep Date: 05/27/2003 12:30
Cal Date: 05/27/2003 15:00
Run Date: 05/29/2003 20:48
File ID: 4M19051

Analyte	CAS. Number	Result	Qual	RL	MDL
Naphthalene	91-20-3		U	10.0	5.00
Acenaphthylene	208-96-8		U	10.0	5.00
Acenaphthene	83-32-9		U	10.0	5.00
Fluorene	86-73-7		U	10.0	5.00
Phenanthrene	85-01-8		U	10.0	5.00

Sample Number: L0305654-01
Client ID: PES-2GW
Matrix: Water
Workgroup Number: WG141764
Collect Date: 21-MAY-03
Sample Tag: 01

Prep Method: 3510C
Analytical Method: 8270C
Analyst: CLK
Dilution: 2
Units: ug/L

Instrument: HPMS4
Prep Date: 05/27/2003 12:30
Cal Date: 05/27/2003 15:00
Run Date: 05/29/2003 20:48
File ID: 4M19051

Analyte	CAS. Number	Result	Qual	RL	MDL
Anthracene	120-12-7		U	10.0	5.00
Fluoranthene	206-44-0		U	10.0	5.00
Pyrene	129-00-0		U	10.0	5.00
Benzo(a)anthracene	56-55-3		U	10.0	5.00
Chrysene	218-01-9		U	10.0	5.00
Benzo(b)fluoranthene	205-99-2		U	10.0	5.00
Benzo(k)fluoranthene	207-08-9		U	10.0	5.00
Benzo(a)pyrene	50-32-8		U	10.0	5.00
Indeno(1,2,3-cd)pyrene	193-39-5		U	10.0	5.00
Dibenzo(a,h)anthracene	53-70-3		U	10.0	5.00
Benzo(g,h,i)perylene	191-24-2		U	10.0	5.00

Analyte	% Recovery	Lower	Upper	Qual
Nitrobenzene-d5	77.1	35	114	
2-Fluorobiphenyl	69.5	43	116	
p-Terphenyl-d14	62.2	33	141	

U This analyte was not detected in the sample.

Sample Number: L0305654-02
Client ID: DP-1(SOIL PILE)
Matrix: Soil
Workgroup Number: WG141635
Collect Date: 21-MAY-03
Sample Tag: 01

Prep Method: 3050B
Analytical Method: 6010B
Analyst: JYH
Dilution: 1
Units: mg/kg
Percent Solid: 91.0

Instrument: IRIS-ICP
Prep Date: 05/23/2003 08:45
Cal Date: 05/27/2003 09:20
Run Date: 05/27/2003 14:13
File ID: IR.052703.141300

Analyte	CAS. Number	Result	Qual	RL	MDL
Lead, Total	7439-92-1	73.6		5.44	0.544

Sample Number: L0305654-02
Client ID: DP-1(SOIL PILE)
Matrix: Soil
Workgroup Number: WG141727
Collect Date: 21-MAY-03
Sample Tag: 01

Prep Method: 3550B
Analytical Method: 8081A
Analyst: ECL
Dilution: 5
Units: ug/kg
Percent Solid: 91.0

Instrument: HP9
Prep Date: 05/27/2003 16:20
Cal Date: 05/30/2003 19:01
Run Date: 05/30/2003 21:02
File ID: 9G23482.F

Analyte	CAS. Number	Result	Qual	RL	MDL
alpha-BHC	319-84-6		U	9.05	2.19
beta-BHC	319-85-7		U	9.05	2.19
delta-BHC	319-86-8		U	9.05	2.19
gamma-BHC (Lindane)	58-89-9		U	9.05	2.19
Heptachlor	76-44-8		U	9.05	2.19
Aldrin	309-00-2		U	9.05	2.19
Heptachlor epoxide	1024-57-3		U	9.05	2.19
Endosulfan I	959-98-8		U	9.05	2.19
Dieldrin	60-57-1		U	18.1	4.53
4,4'-DDE	72-55-9		U	18.1	4.53

Sample Number: L0305654-02
Client ID: DP-1(SOIL PILE)
Matrix: Soil
Workgroup Number: WG141727
Collect Date: 21-MAY-03
Sample Tag: 01

Prep Method: 3550B
Analytical Method: 8081A
Analyst: ECL
Dilution: 5
Units: ug/kg
Percent Solid: 91.0

Instrument: HP9
Prep Date: 05/27/2003 16:20
Cal Date: 05/30/2003 19:01
Run Date: 05/30/2003 21:02
File ID: 9G23482.F

Analyte	CAS. Number	Result	Qual	RL	MDL
Endrin	72-20-8		U	18.1	4.53
Endosulfan II	33213-65-9		U	18.1	4.53
4,4'-DDD	72-54-8		U	18.1	4.53
Endosulfan sulfate	1031-07-8		U	18.1	4.53
4,4'-DDT	50-29-3	36.7		18.1	4.53
Methoxychlor	72-43-5		U	90.5	4.53
Endrin ketone	53494-70-5		U	18.1	4.53
Endrin aldehyde	7421-93-4		U	18.1	4.53
alpha Chlordane	5103-71-9		U	9.05	2.19
gamma Chlordane	5103-74-2		U	9.05	2.19
Toxaphene	8001-35-2		U	181	91.6

Analyte	% Recovery	Lower	Upper	Qual
2,4,5,6-Tetrachloro-m-xylene	74.7	39	130	
Decachlorobiphenyl	107	33	143	

U This analyte was not detected in the sample.

Sample Number: L0305654-02
Client ID: DP-1(SOIL PILE)
Matrix: Soil
Workgroup Number: WG141727
Collect Date: 21-MAY-03
Sample Tag: CF1

Prep Method: 3550B
Analytical Method: 8081A
Analyst: ECL
Dilution: 5
Units: ug/kg
Percent Solid: 91.0

Instrument: HP9
Prep Date: 05/27/2003 16:20
Cal Date: 05/30/2003 19:01
Run Date: 05/30/2003 21:26
File ID: 9G23482.R

Analyte	CAS. Number	Result	Qual	RL	MDL
alpha-BHC	319-84-6		U	9.05	2.19
beta-BHC	319-85-7		U	9.05	2.19
delta-BHC	319-86-8		U	9.05	2.19
gamma-BHC (Lindane)	58-89-9		U	9.05	2.19
Heptachlor	76-44-8		U	9.05	2.19
Aldrin	309-00-2		U	9.05	2.19
Heptachlor epoxide	1024-57-3		U	9.05	2.19
Endosulfan I	959-98-8		U	9.05	2.19
Dieldrin	60-57-1		U	18.1	4.53
4,4'-DDE	72-55-9		U	18.1	4.53
Endrin	72-20-8		U	18.1	4.53
Endosulfan II	33213-65-9		U	18.1	4.53
4,4'-DDD	72-54-8		U	18.1	4.53
Endosulfan sulfate	1031-07-8		U	18.1	4.53
4,4'-DDT	50-29-3	39.4		18.1	4.53
Methoxychlor	72-43-5		U	90.5	4.53
Endrin ketone	53494-70-5		U	18.1	4.53
Endrin aldehyde	7421-93-4		U	18.1	4.53
alpha Chlordane	5103-71-9		U	9.05	2.19
gamma Chlordane	5103-74-2		U	9.05	2.19
Toxaphene	8001-35-2		U	181	91.6

Analyte	% Recovery	Lower	Upper	Qual
2,4,5,6-Tetrachloro-m-xylene	71.9	39	130	
Decachlorobiphenyl	110	33	143	

U This analyte was not detected in the sample.

Sample Number: L0305654-02
Client ID: DP-1(SOIL PILE)
Matrix: Soil
Workgroup Number: WG141524
Collect Date: 21-MAY-03

Prep Method: D2216-90
Analytical Method: D2216-90
Analyst: TMM
Dilution: 1
Units: weight %

Instrument: OVEN
Prep Date: 05/23/2003 17:00
Cal Date:
Run Date: 05/23/2003 17:00
File ID:

Analyte	CAS. Number	Result	Qual	RL	MDL
Percent Solids	10-02-6	91.0		1.00	1.00

Sample Number: L0305654-03
Client ID: PES-3-GW
Matrix: Water
Workgroup Number: WG142261
Collect Date: 21-MAY-03
Sample Tag: 01

Prep Method: 3005A
Analytical Method: 6010B
Analyst: SLP
Dilution: 1
Units: mg/L

Instrument: PE-ICP
Prep Date: 05/23/2003 09:40
Cal Date: 06/04/2003 10:42
Run Date: 06/04/2003 15:28
File ID: PE.060403.152855

Analyte	CAS. Number	Result	Qual	RL	MDL
Lead, Total	7439-92-1	13.5		0.100	0.0100

Sample Number: L0305654-03
Client ID: PES-3-GW
Matrix: Water
Workgroup Number: WG141782
Collect Date: 21-MAY-03

Prep Method: 5030B
Analytical Method: 8260B
Analyst: CMS
Dilution: 10
Units: ug/L

Instrument: HPMS11
Prep Date: 05/29/2003 11:49
Cal Date: 05/08/2003 13:12
Run Date: 05/29/2003 11:49
File ID: 11M15453

Analyte	CAS. Number	Result	Qual	RL	MDL
Acetone	67-64-1	34.3	J	1000	25.0
Benzene	71-43-2	5.00	J	50.0	1.25
Bromobenzene	108-86-1		U	50.0	1.25
Bromochloromethane	74-97-5		U	50.0	2.00
Bromodichloromethane	75-27-4		U	50.0	2.50
Bromoform	75-25-2		U	50.0	5.40
Bromomethane	74-83-9		U	100	5.00
2-Butanone	78-93-3		U	1000	25.0
n-Butylbenzene	104-51-8	47.5	J	50.0	2.50
sec-Butylbenzene	135-98-8	24.6	J	50.0	2.50
tert-Butylbenzene	98-06-6		U	50.0	2.50
Carbon disulfide	75-15-0		U	50.0	5.00
Carbon tetrachloride	56-23-5		U	50.0	2.50
Chlorobenzene	108-90-7	676		50.0	1.25
Chlorodibromomethane	124-48-1		U	50.0	2.50
Chloroethane	75-00-3		U	100	5.00
2-Chloroethyl vinyl ether	110-75-8		U	100	20.0
Chloroform	67-66-3		U	50.0	1.25
Chloromethane	74-87-3		U	100	2.50
2-Chlorotoluene	95-49-8		U	50.0	1.25
4-Chlorotoluene	106-43-4		U	50.0	2.50
1,2-Dibromo-3-chloropropane	96-12-8		U	50.0	10.0

KEMRON ENVIRONMENTAL SERVICES

Report Number: L0305654
Report Date : June 5, 2003

Sample Number: L0305654-03
Client ID: PES-3-GW
Matrix: Water
Workgroup Number: WG141782
Collect Date: 21-MAY-03

Prep Method: 5030B
Analytical Method: 8260B
Analyst: CMS
Dilution: 10
Units: ug/L

Instrument: HPMS11
Prep Date: 05/29/2003 11:49
Cal Date: 05/08/2003 13:12
Run Date: 05/29/2003 11:49
File ID: 11M15453

Analyte	CAS. Number	Result	Qual	RL	MDL
1,2-Dibromoethane	106-93-4		U	50.0	2.50
Dibromomethane	74-95-3		U	50.0	2.50
1,2-Dichlorobenzene	95-50-1	47.8	J	50.0	1.25
1,3-Dichlorobenzene	541-73-1	9.29	J	50.0	2.50
1,4-Dichlorobenzene	106-46-7	62.3		50.0	1.25
Dichlorodifluoromethane	75-71-8		U	100	2.50
1,1-Dichloroethane	75-34-3		U	50.0	1.25
1,2-Dichloroethane	107-06-2	2.99	J	50.0	2.50
1,1-Dichloroethene	75-35-4		U	50.0	5.00
cis-1,2-Dichloroethene	156-59-2	27.1	J	50.0	2.50
trans-1,2-Dichloroethene	156-60-5		U	50.0	2.50
1,2-Dichloropropane	78-87-5		U	50.0	1.25
1,3-Dichloropropane	142-28-9		U	50.0	2.00
2,2-Dichloropropane	594-20-7		U	50.0	2.50
cis-1,3-Dichloropropene	10061-01-5		U	50.0	2.50
trans-1,3-Dichloropropene	10061-02-6		U	50.0	5.00
1,1-Dichloropropene	563-58-6		U	50.0	2.50
Ethylbenzene	100-41-4	246		50.0	2.50
2-Hexanone	591-78-6		U	100	25.0
Hexachlorobutadiene	87-68-3		U	50.0	2.50
Isopropylbenzene	98-82-8	47.9	J	50.0	2.50
p-Isopropyltoluene	99-87-6	29.7	J	50.0	2.50
4-Methyl-2-pentanone	108-10-1		U	100	25.0
Methylene chloride	75-09-2		U	50.0	2.50
Naphthalene	91-20-3	53.2	J	100	2.00
n-Propylbenzene	103-65-1	110		50.0	1.25
Styrene	100-42-5		U	50.0	1.25
1,1,1,2-Tetrachloroethane	630-20-6		U	50.0	2.50
1,1,2,2-Tetrachloroethane	79-34-5		U	50.0	1.25
Tetrachloroethene	127-18-4		U	50.0	2.50
Toluene	108-88-3	8.87	J	50.0	2.50
1,2,3-Trichlorobenzene	87-61-6		U	50.0	1.25
1,2,4-Trichlorobenzene	120-82-1		U	50.0	2.00
1,1,1-Trichloroethane	71-55-6		U	50.0	2.50
1,1,2-Trichloroethane	79-00-5		U	50.0	2.50
Trichloroethene	79-01-6	8.78	J	50.0	2.50
Trichlorofluoromethane	75-69-4		U	100	2.50
1,2,3-Trichloropropane	96-18-4		U	50.0	7.50
1,2,4-Trimethylbenzene	95-63-6	958		50.0	2.50
1,3,5-Trimethylbenzene	108-67-8	142		50.0	2.50
Vinyl acetate	108-05-4		U	100	25.0
Vinyl chloride	75-01-4	8.71	J	100	2.50
o-Xylene	95-47-6	311		50.0	2.50
m-,p-Xylene	136777-61-2	526		50.0	5.00

Analyte	% Recovery	Lower	Upper	Qual
Dibromofluoromethane	95.1	86	118	
1,2-Dichloroethane-d4	91.4	80	120	
Toluene-d8	103	88	110	
4-Bromofluorobenzene	104	86	115	

J This compound was detected at a level above the method detection limit, but below the reporting limit.
U This analyte was not detected in the sample.

KEMRON ENVIRONMENTAL SERVICES

Report Number: L0305654
Report Date : June 5, 2003

Sample Number: L0305654-03
Client ID: PES-3-GW
Matrix: Water
Workgroup Number: WG141764
Collect Date: 21-MAY-03
Sample Tag: 01

Prep Method: 3510C
Analytical Method: 8270C
Analyst: CLK
Dilution: 20
Units: ug/L

Instrument: HPMS4
Prep Date: 05/27/2003 12:30
Cal Date: 05/27/2003 15:00
Run Date: 05/29/2003 21:23
File ID: 4M19052

Analyte	CAS. Number	Result	Qual	RL	MDL
Naphthalene	91-20-3	117		100	50.0
Acenaphthylene	208-96-8		U	100	50.0
Acenaphthene	83-32-9		U	100	50.0
Fluorene	86-73-7	56.5	J	100	50.0
Phenanthrene	85-01-8	118		100	50.0
Anthracene	120-12-7		U	100	50.0
Fluoranthene	206-44-0		U	100	50.0
Pyrene	129-00-0		U	100	50.0
Benzo(a)anthracene	56-55-3		U	100	50.0
Chrysene	218-01-9		U	100	50.0
Benzo(b)fluoranthene	205-99-2		U	100	50.0
Benzo(k)fluoranthene	207-08-9		U	100	50.0
Benzo(a)pyrene	50-32-8		U	100	50.0
Indeno(1,2,3-cd)pyrene	193-39-5		U	100	50.0
Dibenzo(a,h)anthracene	53-70-3		U	100	50.0
Benzo(g,h,i)perylene	191-24-2		U	100	50.0

Analyte	% Recovery	Lower	Upper	Qual
Nitrobenzene-d5		35	114	DL
2-Fluorobiphenyl		43	116	DL
p-Terphenyl-d14		33	141	DL

DL Surrogate or spike compound was diluted out
J This compound was detected at a level above the method detection limit, but below the reporting limit.
U This analyte was not detected in the sample.

0016

Drum Contents

KEMRON ENVIRONMENTAL SERVICES

Report Number: L0304412
Report Date : April 28, 2003

Sample Number: L0304412-01
Client ID: DRUM CONTENT
Matrix: Solidwaste
Workgroup Number: WG139064
Collect Date: 17-APR-03

Prep Method: 1010
Analytical Method: 1010
Analyst: DIH
Dilution: 1
Units: Degrees C

Instrument: PRECISION
Prep Date: 04/24/2003 14:10
Cal Date:
Run Date: 04/24/2003 14:10
File ID:

Analyte	CAS. Number	Result	Qual	RL	MDL
Ignitability			NA		

NA Not applicable

Sample Number: L0304412-01
Client ID: DRUM CONTENT
Matrix: Solidwaste
Workgroup Number: WG139031
Collect Date: 17-APR-03

Prep Method: METHOD
Analytical Method: 418.1
Analyst: CEB
Dilution: 100
Units: mg/kg
Percent Solid: 100

Instrument: FTIR1
Prep Date: 04/24/2003 09:00
Cal Date: 02/04/2003 16:18
Run Date: 04/24/2003 10:12
File ID:

Analyte	CAS. Number	Result	Qual	RL	MDL
Total Petroleum Hydrocarbons		41200		2500	589

Sample Number: L0304412-01
Client ID: DRUM CONTENT
Matrix: Leachate
Sample Tag: 01

Workgroup Number: WG138891
Analytical Method: 6010B
Analyst: CRC
Dilution: 1
Units: mg/L

Instrument: PE-ICP
Cal Date: 04/22/2003 17:11
Run Date: 04/22/2003 19:11
Run Time: 19:11
File ID: PE.042203.191134

Analyte	CAS.Number	Result	Qual	RL	MDL	EPA HW#	Reg. Limit
Silver, TCLP	7440-22-4		U	.1	.05	D011	5
Arsenic, TCLP	7440-38-2		U	1	.1	D004	5
Barium, TCLP	7440-39-3	0.116		.1	.025	D005	100
Cadmium, TCLP	7440-43-9		U	.1	.025	D006	1
Chromium, TCLP	7440-47-3		U	.2	.025	D007	5
Lead, TCLP	7439-92-1	0.214	J	1	.1	D008	5
Selenium, TCLP	7782-49-2		U	.8	.5	D010	1

J This compound was detected at a level above the method detection limit, but below the reporting limit.
U This analyte was not detected in the sample.

Sample Number: L0304412-01
Client ID: DRUM CONTENT
Matrix: Leachate
Sample Tag: 01

Workgroup Number: WG139032
Analytical Method: 7470A
Analyst: MMB
Dilution: 1
Units: mg/L

Instrument: PS202
Cal Date: 04/24/2003 11:30
Run Date: 04/24/2003 12:02
Run Time: 12:02
File ID: PS.042403.120244

Analyte	CAS.Number	Result	Qual	RL	MDL	EPA HW#	Reg. Limit
Mercury, TCLP	7439-97-6		U	.005	.000052	D009	0.2

U This analyte was not detected in the sample.

Sample Number: L0304412-01
Client ID: DRUM CONTENT
Matrix: Leachate
Sample Tag: 01

Workgroup Number: WG139021
Analytical Method: 8081A
Analyst: ECL
Dilution: 1
Units: ug/L

Instrument: HP9
Cal Date: 04/24/2003 20:37
Run Date: 04/25/2003 00:16
Run Time: 00:16
File ID: 9G23016.R

Analyte	CAS.Number	Result	Qual	RL	MDL	EPA HW#	Reg. Limit
Endrin	72-20-8		U	.1	.025	D012	20
Lindane	58-89-9		U	.05	.01	D013	400
Methoxychlor	72-43-5		U	.5	.025	D014	10000
Toxaphene	8001-35-2		U	1	.5	D015	500
Chlordane	57-74-9		U	.5	.01	D020	30
Heptachlor	76-44-8		U	.05	.01	D031	8
Heptachlor Epoxide	1024-57-3		U	.05	.01	D031	8

Surrogate	% Recovery	Lower	Upper
2,4,5,6-Tetrachloro-m-xylene	55.1	20	20
Decachlorobiphenyl	103	25	25

U This analyte was not detected in the sample.

Sample Number: L0304412-01
Client ID: DRUM CONTENT
Matrix: Solidwaste
Workgroup Number: WG138957
Collect Date: 17-APR-03
Sample Tag: 01

Prep Method: 3550B
Analytical Method: 8082
Analyst: ECL
Dilution: 20
Units: ug/kg

Instrument: HP4
Prep Date: 04/23/2003 09:15
Cal Date: 03/17/2003 17:05
Run Date: 04/23/2003 22:41
File ID: 4GR17819

Analyte	CAS. Number	Result	Qual	RL	MDL
Aroclor-1016	12674-11-2		U	330	330
Aroclor-1221	11104-28-2		U	330	330
Aroclor-1232	11141-16-5		U	330	330
Aroclor-1242	53469-21-9		U	330	330
Aroclor-1248	12672-29-6		U	330	330
Aroclor-1254	11097-69-1		U	330	330
Aroclor-1260	11096-82-5		U	330	330

Analyte	% Recovery	Lower	Upper	Qual
2,4,5,6-Tetrachloro-M-Xylene		29	133	DL
Decachlorobiphenyl		30	173	DL

DL Surrogate or spike compound was diluted out
U This analyte was not detected in the sample.

Sample Number: L0304412-01
Client ID: DRUM CONTENT
Matrix: Leachate
Sample Tag: 01

Workgroup Number: WG138963
Analytical Method: 8151A
Analyst: ECL
Dilution: 1
Units: ug/L

Instrument: HP1
Cal Date: 04/15/2003 18:16
Run Date: 04/24/2003 16:51
Run Time: 16:51
File ID: 1G5842.F

Analyte	CAS.Number	Result	Qual	RL	MDL	EPA HW#	Reg. Limit
2,4-D	94-75-7		U	10	1	D016	10000
2,4,5-TP (Silvex)	93-72-1		U	2	.1	D017	1000

Surrogate	% Recovery	Lower	Upper
2,4-Dichlorophenylacetic acid	84.9	20	20

U This analyte was not detected in the sample.

Report Number: L0304412
Report Date : April 28, 2003

Sample Number: L0304412-01
Client ID: DRUM CONTENT
Matrix: Solidwaste
Workgroup Number: WG138757
Collect Date: 17-APR-03

Prep Method: 5030B
Analytical Method: 8260B
Analyst: MES
Dilution: 1000
Units: ug/kg

Instrument: HPMS10
Prep Date: 04/21/2003 22:31
Cal Date: 02/25/2003 16:59
Run Date: 04/21/2003 22:31
File ID: 10M22390

Analyte	CAS. Number	Result	Qual	RL	MDL
Acetone	67-64-1		U	100000	100000
Benzene	71-43-2	774	J	5000	5000
Bromobenzene	108-86-1		U	5000	5000
Bromochloromethane	74-97-5		U	5000	5000
Bromodichloromethane	75-27-4		U	5000	5000
Bromoform	75-25-2		U	5000	5000
Bromomethane	74-83-9		U	10000	10000
2-Butanone	78-93-3		U	100000	100000
n-Butylbenzene	104-51-8	14400		5000	5000
sec-Butylbenzene	135-98-8	6720		5000	5000
tert-Butylbenzene	98-06-6	647	J	5000	5000
Carbon disulfide	75-15-0		U	5000	5000
Carbon tetrachloride	56-23-5		U	5000	5000
Chlorobenzene	108-90-7		U	5000	5000
Chlorodibromomethane	124-48-1		U	5000	5000
Chloroethane	75-00-3		U	10000	10000
2-Chloroethyl vinyl ether	110-75-8		U	10000	10000
Chloroform	67-66-3		U	5000	5000
Chloromethane	74-87-3		U	10000	10000
2-Chlorotoluene	95-49-8		U	5000	5000
4-Chlorotoluene	106-43-4		U	5000	5000
1,2-Dibromo-3-chloropropane	96-12-8		U	5000	5000
1,2-Dibromoethane	106-93-4		U	5000	5000
Dibromomethane	74-95-3		U	5000	5000
1,2-Dichlorobenzene	95-50-1		U	5000	5000
1,3-Dichlorobenzene	541-73-1		U	5000	5000
1,4-Dichlorobenzene	106-46-7		U	5000	5000
Dichlorodifluoromethane	75-71-8		U	10000	10000
1,1-Dichloroethane	75-34-3		U	5000	5000
1,2-Dichloroethane	107-06-2		U	5000	5000
1,1-Dichloroethene	75-35-4		U	5000	5000
cis-1,2-Dichloroethene	156-59-2		U	5000	5000
trans-1,2-Dichloroethene	156-60-5		U	5000	5000
1,2-Dichloropropane	78-87-5		U	5000	5000
1,3-Dichloropropane	142-28-9		U	5000	5000
2,2-Dichloropropane	594-20-7		U	5000	5000
cis-1,3-Dichloropropene	10061-01-5		U	5000	5000
trans-1,3-Dichloropropene	10061-02-6		U	5000	5000
1,1-Dichloropropene	563-58-6		U	5000	5000
Ethylbenzene	100-41-4	16600		5000	5000
2-Hexanone	591-78-6		U	10000	10000
Hexachlorobutadiene	87-68-3		U	5000	5000
Isopropylbenzene	98-82-8	8620		5000	5000
p-Isopropyltoluene	99-87-6	8650		5000	5000
4-Methyl-2-pentanone	108-10-1		U	10000	10000
Methylene chloride	75-09-2		U	5000	5000
Naphthalene	91-20-3	28600		10000	10000
n-Propylbenzene	103-65-1	16200		5000	5000
Styrene	100-42-5		U	5000	5000
1,1,1,2-Tetrachloroethane	630-20-6		U	5000	5000
1,1,2,2-Tetrachloroethane	79-34-5		U	5000	5000
Tetrachloroethene	127-18-4		U	5000	5000
Toluene	108-88-3	13300		5000	5000
1,2,3-Trichlorobenzene	87-61-6		U	5000	5000
1,2,4-Trichlorobenzene	120-82-1		U	5000	5000
1,1,1-Trichloroethane	71-55-6		U	5000	5000
1,1,2-Trichloroethane	79-00-5		U	5000	5000
Trichloroethene	79-01-6		U	5000	5000
Trichlorofluoromethane	75-69-4		U	10000	10000

Sample Number: L0304412-01
Client ID: DRUM CONTENT
Matrix: Solidwaste
Workgroup Number: WG138757
Collect Date: 17-APR-03

Prep Method: 5030B
Analytical Method: 8260B
Analyst: MES
Dilution: 1000
Units: ug/kg

Instrument: HPMS10
Prep Date: 04/21/2003 22:31
Cal Date: 02/25/2003 16:59
Run Date: 04/21/2003 22:31
File ID: 10M22390

Analyte	CAS. Number	Result	Qual	RL	MDL
1,2,3-Trichloropropane	96-18-4		U	5000	5000
1,2,4-Trimethylbenzene	95-63-6	82900		5000	5000
1,3,5-Trimethylbenzene	108-67-8	20800		5000	5000
Vinyl acetate	108-05-4		U	10000	10000
Vinyl chloride	75-01-4		U	10000	10000
o-Xylene	95-47-6	31600		5000	5000
m-,p-Xylene	136777-61-2	58000		5000	5000

Analyte	% Recovery	Lower	Upper	Qual
Dibromofluoromethane		80	120	*
1,2-Dichloroethane-d4		80	120	*
Toluene-d8		81	117	*
4-Bromofluorobenzene		74	121	*

J This compound was detected at a level above the method detection limit, but below the reporting limit.
U This analyte was not detected in the sample.

Sample Number: L0304412-01
Client ID: DRUM CONTENT
Matrix: Leachate

Workgroup Number: WG138899
Analytical Method: 8260B
Analyst: CMS
Dilution: 10
Units: ug/L

Instrument: HPMS8
Cal Date: 04/09/2003 19:37
Run Date: 04/23/2003 11:34
Run Time: 11:34
File ID: 8M306597

Analyte	CAS.Number	Result	Qual	RL	MDL	EPA HW#	Reg. Limit
Benzene	71-43-2	30.5	J	50	1.25	D018	500
Carbon tetrachloride	56-23-5		U	50	2.5	D019	500
Chlorobenzene	108-90-7		U	50	1.25	D021	100000
Chloroform	67-66-3	4.23	J	50	1.25	D022	6000
1,2-Dichloroethane	107-06-2	16.2	J	50	2.5	D028	500
1,1-Dichloroethene	75-35-4		U	50	5	D029	700
Methyl ethyl ketone	78-93-3		U	1000	25		
Tetrachloroethene	127-18-4		U	50	2.5	D039	700
Trichloroethene	79-01-6		U	50	2.5	D040	500
Vinyl chloride	75-01-4		U	100	2.5	D043	200

Surrogate	% Recovery	Lower	Upper
Dibromofluoromethane	94.8	86	86
1,2-Dichloroethane-d4	90.3	80	80
Toluene-d8	100	88	88
4-Bromofluorobenzene	107	86	86

J This compound was detected at a level above the method detection limit, but below the repo
U This analyte was not detected in the sample.

Sample Number: L0304412-01
Client ID: DRUM CONTENT
Matrix: Leachate
Sample Tag: 01

Workgroup Number: WG139003
Analytical Method: 8270C
Analyst: CLK
Dilution: 1
Units: ug/L

Instrument: HPMS4
Cal Date: 04/17/2003 13:04
Run Date: 04/23/2003 12:11
Run Time: 12:11
File ID: 4M18329

Analyte	CAS.Number	Result	Qual	RL	MDL	EPA HW#	Reg. Limit
o-Cresol	95-48-7		U	50	25	D023	200000
m-,p-Cresol	106-44-5		U	50	50	D025	200000
1,4-Dichlorobenzene	106-46-7		U	50	25	D027	7500
2,4-Dinitrotoluene	121-14-2		U	50	25	D030	130
Hexachlorobenzene	118-74-1		U	50	25	D032	130
Hexachlorobutadiene	87-68-3		U	50	25	D033	500
Hexachloroethane	67-72-1		U	50	25	D034	3000
Nitrobenzene	98-95-3		U	50	25	D036	2000
Pentachlorophenol	87-86-5		U	250	25	D037	100000
Pyridine	110-86-1		U	500	250	D038	5000
2,4,5-Trichlorophenol	95-95-4		U	250	25	D041	400000
2,4,6-Trichlorophenol	88-06-2		U	50	25	D042	2000

Surrogate	% Recovery	Lower	Upper
2-Fluorophenol	34.8	21	21
Phenol-d5	22.6	10	10
Nitrobenzene-d5	69.5	35	35
2-Fluorobiphenyl	60.6	43	43
2,4,6-Tribromophenol	103	10	10
p-Terphenyl-d14	102	33	33

U This analyte was not detected in the sample.

Sample Number: L0304412-01
Client ID: DRUM CONTENT
Matrix: Solidwaste
Workgroup Number: WG139075
Collect Date: 17-APR-03

Prep Method: SW-846
Analytical Method: SW-846
Analyst: DLP
Dilution: 1
Units: mg/kg

Instrument: BURET
Prep Date: 04/24/2003 08:15
Cal Date:
Run Date: 04/24/2003 08:15
File ID:

Analyte	CAS. Number	Result	Qual	RL	MDL
Reactivity, Sulfide	18496-25-8		NA	100	50.0

NA Not applicable

Sample Number: L0304412-01
Client ID: DRUM CONTENT
Matrix: Solidwaste
Workgroup Number: WG139076
Collect Date: 17-APR-03

Prep Method: SW-846
Analytical Method: SW-846
Analyst: DLP
Dilution: 1
Units: mg/kg

Instrument: UV-120-1V
Prep Date: 04/24/2003 08:15
Cal Date:
Run Date: 04/24/2003 08:15
File ID:

Analyte	CAS. Number	Result	Qual	RL	MDL
Reactivity, Cyanide			NA	10.0	5.00

NA Not applicable

KEMRON ENVIRONMENTAL SERVICES

Report Number: **L0304412**

Report Date : **April 28, 2003**

Sample Number:	L0304412-01	Prep Method:	9045C	Instrument:	ORION-710A
Client ID:	DRUM CONTENT	Analytical Method:	9045C	Prep Date:	04/24/2003 16:30
Matrix:	Solidwaste	Analyst:	TMM	Cal Date:	
Workgroup Number:	WG139123	Dilution:	1	Run Date:	04/24/2003 16:30
Collect Date:	17-APR-03	Units:	UNITS	File ID:	

Analyte	CAS. Number	Result	Qual	RL	MDL
Corrosivity pH		5.30			

Soil Confirmation

KEMRON ENVIRONMENTAL SERVICES

Report Number: L0305605
Report Date : June 9, 2003

Sample Number: L0305605-01
Client ID: PES-1-NEB
Matrix: Soil
Workgroup Number: WG141635
Collect Date: 20-MAY-03
Sample Tag: 01

Prep Method: 3050B
Analytical Method: 6010B
Analyst: JYH
Dilution: 1
Units: mg/kg
Percent Solid: 96.9

Instrument: IRIS-ICP
Prep Date: 05/23/2003 08:45
Cal Date: 05/27/2003 09:20
Run Date: 05/27/2003 13:30
File ID: IR.052703.133000

Analyte	CAS. Number	Result	Qual	RL	MDL
Lead, Total	7439-92-1	33.4		5.06	0.506

Sample Number: L0305605-01
Client ID: PES-1-NEB
Matrix: Soil
Workgroup Number: WG141457
Collect Date: 20-MAY-03
Sample Tag: CF01

Prep Method: 3550B
Analytical Method: 8081A
Analyst: ECL
Dilution: 1
Units: ug/kg
Percent Solid: 96.9

Instrument: HP9
Prep Date: 05/22/2003 08:25
Cal Date: 05/09/2003 19:51
Run Date: 05/23/2003 17:58
File ID: 9G23402.F

Analyte	CAS. Number	Result	Qual	RL	MDL
alpha-BHC	319-84-6		U	1.70	0.412
beta-BHC	319-85-7		U	1.70	0.412
delta-BHC	319-86-8		U	1.70	0.412
gamma-BHC (Lindane)	58-89-9		U	1.70	0.412
Heptachlor	76-44-8		U	1.70	0.412
Aldrin	309-00-2		U	1.70	0.412
Heptachlor epoxide	1024-57-3		U	1.70	0.412
Endosulfan I	959-98-8		U	1.70	0.412
Dieldrin	60-57-1		U	3.40	0.849
4,4'-DDE	72-55-9	23.8		3.40	0.849
Endrin	72-20-8		U	3.40	0.849
Endosulfan II	33213-65-9		U	3.40	0.849
4,4'-DDD	72-54-8	2.59	J	3.40	0.849
Endosulfan sulfate	1031-07-8		U	3.40	0.849
4,4'-DDT	50-29-3	95.1	I	3.40	0.849
Methoxychlor	72-43-5		U	17.0	0.849
Endrin ketone	53494-70-5		U	3.40	0.849
Endrin aldehyde	7421-93-4		U	3.40	0.849
alpha Chlordane	5103-71-9		U	1.70	0.412
gamma Chlordane	5103-74-2		U	1.70	0.412
Toxaphene	8001-35-2		U	34.0	17.2

Analyte	% Recovery	Lower	Upper	Qual
2,4,5,6-Tetrachloro-m-xylene	62.9	39	130	
Decachlorobiphenyl	62.4	33	143	

J This compound was detected at a level above the method detection limit, but below the reporting limit.
I Semiquantitative result (out of instrument calibration range)
U This analyte was not detected in the sample.

8

KEMRON ENVIRONMENTAL SERVICES

Report Number: L0305605
Report Date : June 9, 2003

Sample Number: L0305605-01
Client ID: PES-1-NEB
Matrix: Soil
Workgroup Number: WG141457
Collect Date: 20-MAY-03
Sample Tag: 01

Prep Method: 3550B
Analytical Method: 8081A
Analyst: ECL
Dilution: 1
Units: ug/kg
Percent Solid: 96.9

Instrument: HP9
Prep Date: 05/22/2003 08:25
Cal Date: 05/09/2003 19:51
Run Date: 05/23/2003 18:22
File ID: 9G23402.R

Analyte	CAS. Number	Result	Qual	RL	MDL
alpha-BHC	319-84-6		U	1.70	0.412
beta-BHC	319-85-7		U	1.70	0.412
delta-BHC	319-86-8		U	1.70	0.412
gamma-BHC (Lindane)	58-89-9		U	1.70	0.412
Heptachlor	76-44-8		U	1.70	0.412
Aldrin	309-00-2		U	1.70	0.412
Heptachlor epoxide	1024-57-3		U	1.70	0.412
Endosulfan I	959-98-8		U	1.70	0.412
Dieldrin	60-57-1		U	3.40	0.849
4,4'-DDE	72-55-9	30.5		3.40	0.849
Endrin	72-20-8		U	3.40	0.849
Endosulfan II	33213-65-9		U	3.40	0.849
4,4'-DDD	72-54-8	2.22	J	3.40	0.849
Endosulfan sulfate	1031-07-8		U	3.40	0.849
4,4'-DDT	50-29-3	122	I	3.40	0.849
Methoxychlor	72-43-5		U	17.0	0.849
Endrin ketone	53494-70-5		U	3.40	0.849
Endrin aldehyde	7421-93-4		U	3.40	0.849
alpha Chlordane	5103-71-9		U	1.70	0.412
gamma Chlordane	5103-74-2		U	1.70	0.412
Toxaphene	8001-35-2		U	34.0	17.2

Analyte	% Recovery	Lower	Upper	Qual
2,4,5,6-Tetrachloro-m-xylene	62.1	39	130	
Decachlorobiphenyl	72.1	33	143	

J This compound was detected at a level above the method detection limit, but below the reporting limit.
I Semiquantitative result (out of instrument calibration range)
U This analyte was not detected in the sample.

Sample Number: L0305605-01
Client ID: PES-1-NEB
Matrix: Soil
Workgroup Number: WG141457
Collect Date: 20-MAY-03
Sample Tag: DL01

Prep Method: 3550B
Analytical Method: 8081A
Analyst: ECL
Dilution: 10
Units: ug/kg
Percent Solid: 96.9

Instrument: HP9
Prep Date: 05/22/2003 08:25
Cal Date: 05/09/2003 19:51
Run Date: 05/27/2003 22:23
File ID: 9G23440.R

Analyte	CAS. Number	Result	Qual	RL	MDL
alpha-BHC	319-84-6		U	17.0	4.12
beta-BHC	319-85-7		U	17.0	4.12
delta-BHC	319-86-8		U	17.0	4.12
gamma-BHC (Lindane)	58-89-9		U	17.0	4.12
Heptachlor	76-44-8		U	17.0	4.12
Aldrin	309-00-2		U	17.0	4.12
Heptachlor epoxide	1024-57-3		U	17.0	4.12
Endosulfan I	959-98-8		U	17.0	4.12
Dieldrin	60-57-1		U	34.0	8.49
4,4'-DDE	72-55-9	25.3	J	34.0	8.49
Endrin	72-20-8		U	34.0	8.49
Endosulfan II	33213-65-9		U	34.0	8.49
4,4'-DDD	72-54-8		U	34.0	8.49
Endosulfan sulfate	1031-07-8		U	34.0	8.49
4,4'-DDT	50-29-3	101		34.0	8.49
Methoxychlor	72-43-5		U	170	8.49
Endrin ketone	53494-70-5		U	34.0	8.49
Endrin aldehyde	7421-93-4		U	34.0	8.49
alpha Chlordane	5103-71-9		U	17.0	4.12
gamma Chlordane	5103-74-2		U	17.0	4.12

9

Report Number: L0305605
Report Date : June 9, 2003

Sample Number: L0305605-01
Client ID: PES-1-NEB
Matrix: Soil
Workgroup Number: WG141457
Collect Date: 20-MAY-03
Sample Tag: DL01

Prep Method: 3550B
Analytical Method: 8081A
Analyst: ECL
Dilution: 10
Units: ug/kg
Percent Solid: 96.9

Instrument: HP9
Prep Date: 05/22/2003 08:25
Cal Date: 05/09/2003 19:51
Run Date: 05/27/2003 22:23
File ID: 9G23440.R

Analyte	CAS. Number	Result	Qual	RL	MDL
Toxaphene	8001-35-2		U	340	172

Analyte	% Recovery	Lower	Upper	Qual
2,4,5,6-Tetrachloro-m-xylene	63.4	39	130	
Decachlorobiphenyl	77.0	33	143	

J This compound was detected at a level above the method detection limit, but below the reporting limit.
U This analyte was not detected in the sample.

Sample Number: L0305605-01
Client ID: PES-1-NEB
Matrix: Soil
Workgroup Number: WG141457
Collect Date: 20-MAY-03
Sample Tag: CFDL01

Prep Method: 3550B
Analytical Method: 8081A
Analyst: ECL
Dilution: 10
Units: ug/kg
Percent Solid: 96.9

Instrument: HP9
Prep Date: 05/22/2003 08:25
Cal Date: 05/09/2003 19:51
Run Date: 05/27/2003 21:59
File ID: 9G23440.F

Analyte	CAS. Number	Result	Qual	RL	MDL
alpha-BHC	319-84-6		U	17.0	4.12
beta-BHC	319-85-7		U	17.0	4.12
delta-BHC	319-86-8		U	17.0	4.12
gamma-BHC (Lindane)	58-89-9		U	17.0	4.12
Heptachlor	76-44-8		U	17.0	4.12
Aldrin	309-00-2		U	17.0	4.12
Heptachlor epoxide	1024-57-3		U	17.0	4.12
Endosulfan I	959-98-8		U	17.0	4.12
Dieldrin	60-57-1		U	34.0	8.49
4,4'-DDE	72-55-9	27.5	J	34.0	8.49
Endrin	72-20-8		U	34.0	8.49
Endosulfan II	33213-65-9		U	34.0	8.49
4,4'-DDD	72-54-8		U	34.0	8.49
Endosulfan sulfate	1031-07-8		U	34.0	8.49
4,4'-DDT	50-29-3	101		34.0	8.49
Methoxychlor	72-43-5		U	170	8.49
Endrin ketone	53494-70-5		U	34.0	8.49
Endrin aldehyde	7421-93-4		U	34.0	8.49
alpha Chlordane	5103-71-9		U	17.0	4.12
gamma Chlordane	5103-74-2		U	17.0	4.12
Toxaphene	8001-35-2		U	340	172

Analyte	% Recovery	Lower	Upper	Qual
2,4,5,6-Tetrachloro-m-xylene	67.0	39	130	
Decachlorobiphenyl	73.1	33	143	

J This compound was detected at a level above the method detection limit, but below the reporting limit.
U This analyte was not detected in the sample.

Report Number: L0305605
Report Date : June 9, 2003

Sample Number: L0305605-01
Client ID: PES-1-NEB
Matrix: Soil
Workgroup Number: WG141402
Collect Date: 20-MAY-03

Prep Method: D2216-90
Analytical Method: D2216-90
Analyst: TMM
Dilution: 1
Units: weight %

Instrument: OVEN
Prep Date: 05/22/2003 16:00
Cal Date:
Run Date: 05/22/2003 16:00
File ID:

Analyte	CAS. Number	Result	Qual	RL	MDL
Percent Solids	10-02-6	96.9		1.00	1.00

Sample Number: L0305605-02
Client ID: PES-1-NWB
Matrix: Soil
Workgroup Number: WG141635
Collect Date: 20-MAY-03
Sample Tag: 01

Prep Method: 3050B
Analytical Method: 6010B
Analyst: JYH
Dilution: 1
Units: mg/kg
Percent Solid: 93.5

Instrument: IRIS-ICP
Prep Date: 05/23/2003 08:45
Cal Date: 05/27/2003 09:20
Run Date: 05/27/2003 13:45
File ID: IR.052703.134500

Analyte	CAS. Number	Result	Qual	RL	MDL
Lead, Total	7439-92-1	22.3		5.00	0.500

Sample Number: L0305605-02
Client ID: PES-1-NWB
Matrix: Soil
Workgroup Number: WG141457
Collect Date: 20-MAY-03
Sample Tag: 01

Prep Method: 3550B
Analytical Method: 8081A
Analyst: ECL
Dilution: 1
Units: ug/kg
Percent Solid: 93.5

Instrument: HP9
Prep Date: 05/22/2003 08:25
Cal Date: 05/09/2003 19:51
Run Date: 05/23/2003 18:46
File ID: 9G23403.R

Analyte	CAS. Number	Result	Qual	RL	MDL
alpha-BHC	319-84-6		U	1.76	0.427
beta-BHC	319-85-7		U	1.76	0.427
delta-BHC	319-86-8		U	1.76	0.427
gamma-BHC (Lindane)	58-89-9		U	1.76	0.427
Heptachlor	76-44-8		U	1.76	0.427
Aldrin	309-00-2		U	1.76	0.427
Heptachlor epoxide	1024-57-3		U	1.76	0.427
Endosulfan I	959-98-8		U	1.76	0.427
Dieldrin	60-57-1		U	3.52	0.881
4,4'-DDE	72-55-9		U	3.52	0.881
Endrin	72-20-8		U	3.52	0.881
Endosulfan II	33213-65-9		U	3.52	0.881
4,4'-DDD	72-54-8		U	3.52	0.881
Endosulfan sulfate	1031-07-8		U	3.52	0.881
4,4'-DDT	50-29-3		U	3.52	0.881
Methoxychlor	72-43-5		U	17.6	0.881
Endrin ketone	53494-70-5		U	3.52	0.881
Endrin aldehyde	7421-93-4		U	3.52	0.881
alpha Chlordane	5103-71-9		U	1.76	0.427
gamma Chlordane	5103-74-2		U	1.76	0.427
Toxaphene	8001-35-2		U	35.2	17.8

Analyte	% Recovery	Lower	Upper	Qual
5,6-Tetrachloro-m-xylene	92.9	39	130	
Decachlorobiphenyl	99.5	33	143	

U This analyte was not detected in the sample.

Report Number: L0305605
Report Date : June 9, 2003

Sample Number: L0305605-02
Client ID: PES-1-NWB
Matrix: Soil
Workgroup Number: WG141402
Collect Date: 20-MAY-03

Prep Method: D2216-90
Analytical Method: D2216-90
Analyst: TMM
Dilution: 1
Units: weight %

Instrument: OVEN
Prep Date: 05/22/2003 16:00
Cal Date:
Run Date: 05/22/2003 16:00
File ID:

Analyte	CAS. Number	Result	Qual	RL	MDL
Percent Solids	10-02-6	93.5		1.00	1.00

Sample Number: L0305605-03
Client ID: PES-1-SEB
Matrix: Soil
Workgroup Number: WG141635
Collect Date: 20-MAY-03
Sample Tag: 01

Prep Method: 3050B
Analytical Method: 6010B
Analyst: JYH
Dilution: 1
Units: mg/kg
Percent Solid: 92.7

Instrument: IRIS-ICP
Prep Date: 05/23/2003 08:45
Cal Date: 05/27/2003 09:20
Run Date: 05/27/2003 13:49
File ID: IR.052703.134900

Analyte	CAS. Number	Result	Qual	RL	MDL
Lead, Total	7439-92-1	22.2		4.95	0.495

Sample Number: L0305605-03
Client ID: PES-1-SEB
Matrix: Soil
Workgroup Number: WG141457
Collect Date: 20-MAY-03
Sample Tag: CF01

Prep Method: 3550B
Analytical Method: 8081A
Analyst: ECL
Dilution: 1
Units: ug/kg
Percent Solid: 92.7

Instrument: HP9
Prep Date: 05/22/2003 08:25
Cal Date: 05/09/2003 19:51
Run Date: 05/23/2003 18:46
File ID: 9G23404.F

Analyte	CAS. Number	Result	Qual	RL	MDL
alpha-BHC	319-84-6		U	1.78	0.431
beta-BHC	319-85-7		U	1.78	0.431
delta-BHC	319-86-8		U	1.78	0.431
gamma-BHC (Lindane)	58-89-9		U	1.78	0.431
Heptachlor	76-44-8		U	1.78	0.431
Aldrin	309-00-2		U	1.78	0.431
Heptachlor epoxide	1024-57-3		U	1.78	0.431
Endosulfan I	959-98-8		U	1.78	0.431
Dieldrin	60-57-1		U	3.56	0.889
4,4'-DDE	72-55-9		U	3.56	0.889
Endrin	72-20-8		U	3.56	0.889
Endosulfan II	33213-65-9		U	3.56	0.889
4,4'-DDD	72-54-8		U	3.56	0.889
Endosulfan sulfate	1031-07-8		U	3.56	0.889
4,4'-DDT	50-29-3	9.24		3.56	0.889
Methoxychlor	72-43-5		U	17.8	0.889
Endrin ketone	53494-70-5		U	3.56	0.889
Endrin aldehyde	7421-93-4		U	3.56	0.889
alpha Chlordane	5103-71-9		U	1.78	0.431
gamma Chlordane	5103-74-2		U	1.78	0.431
Toxaphene	8001-35-2		U	35.6	18.0

Analyte	% Recovery	Lower	Upper	Qual
2,4,5,6-Tetrachloro-m-xylene	81.3	39	130	
Decachlorobiphenyl	91.0	33	143	

U This analyte was not detected in the sample.

Sample Number: L0305605-03
Client ID: PES-1-SEB
Matrix: Soil
Workgroup Number: WG141457
Collect Date: 20-MAY-03
Sample Tag: 01

Prep Method: 3550B
Analytical Method: 8081A
Analyst: ECL
Dilution: 1
Units: ug/kg
Percent Solid: 92.7

Instrument: HP9
Prep Date: 05/22/2003 08:25
Cal Date: 05/09/2003 19:51
Run Date: 05/23/2003 19:10
File ID: 9G23404.R

Analyte	CAS. Number	Result	Qual	RL	MDL
alpha-BHC	319-84-6		U	1.78	0.431
beta-BHC	319-85-7		U	1.78	0.431
delta-BHC	319-86-8		U	1.78	0.431
gamma-BHC (Lindane)	58-89-9		U	1.78	0.431
Heptachlor	76-44-8		U	1.78	0.431
Aldrin	309-00-2		U	1.78	0.431
Heptachlor epoxide	1024-57-3		U	1.78	0.431
Endosulfan I	959-98-8		U	1.78	0.431
Dieldrin	60-57-1		U	3.56	0.889
4,4'-DDE	72-55-9		U	3.56	0.889
Endrin	72-20-8		U	3.56	0.889
Endosulfan II	33213-65-9		U	3.56	0.889
4,4'-DDD	72-54-8		U	3.56	0.889
Endosulfan sulfate	1031-07-8		U	3.56	0.889
4,4'-DDT	50-29-3	11.0		3.56	0.889
Methoxychlor	72-43-5		U	17.8	0.889
Endrin ketone	53494-70-5		U	3.56	0.889
Endrin aldehyde	7421-93-4		U	3.56	0.889
alpha Chlordane	5103-71-9		U	1.78	0.431
gamma Chlordane	5103-74-2		U	1.78	0.431
Toxaphene	8001-35-2		U	35.6	18.0

Analyte	% Recovery	Lower	Upper	Qual
2,4,5,6-Tetrachloro-m-xylene	85.3	39	130	
Decachlorobiphenyl	100	33	143	

U This analyte was not detected in the sample.

Sample Number: L0305605-03
Client ID: PES-1-SEB
Matrix: Soil
Workgroup Number: WG141402
Collect Date: 20-MAY-03

Prep Method: D2216-90
Analytical Method: D2216-90
Analyst: TMM
Dilution: 1
Units: weight %

Instrument: OVEN
Prep Date: 05/22/2003 16:00
Cal Date:
Run Date: 05/22/2003 16:00
File ID:

Analyte	CAS. Number	Result	Qual	RL	MDL
Percent Solids	10-02-6	92.7		1.00	1.00

Sample Number: L0305605-04
Client ID: PES-1-SWB
Matrix: Soil
Workgroup Number: WG141635
Collect Date: 20-MAY-03
Sample Tag: 01

Prep Method: 3050B
Analytical Method: 6010B
Analyst: JYH
Dilution: 1
Units: mg/kg
Percent Solid: 96.3

Instrument: IRIS-ICP
Prep Date: 05/23/2003 08:45
Cal Date: 05/27/2003 09:20
Run Date: 05/27/2003 13:54
File ID: IR.052703.135400

Analyte	CAS. Number	Result	Qual	RL	MDL
Lead, Total	7439-92-1	21.1		4.99	0.499

Report Number: L0305605
Report Date : June 9, 2003

Sample Number: L0305605-04
Client ID: PES-1-SWB
Matrix: Soil
Workgroup Number: WG141457
Collect Date: 20-MAY-03
Sample Tag: 01

Prep Method: 3550B
Analytical Method: 8081A
Analyst: ECL
Dilution: 1
Units: ug/kg
Percent Solid: 96.3

Instrument: HP9
Prep Date: 05/22/2003 08:25
Cal Date: 05/09/2003 19:51
Run Date: 05/23/2003 19:35
File ID: 9G23405.R

Analyte	CAS. Number	Result	Qual	RL	MDL
alpha-BHC	319-84-6		U	1.71	0.414
beta-BHC	319-85-7		U	1.71	0.414
delta-BHC	319-86-8		U	1.71	0.414
gamma-BHC (Lindane)	58-89-9		U	1.71	0.414
Heptachlor	76-44-8		U	1.71	0.414
Aldrin	309-00-2		U	1.71	0.414
Heptachlor epoxide	1024-57-3		U	1.71	0.414
Endosulfan I	959-98-8		U	1.71	0.414
Dieldrin	60-57-1		U	3.42	0.854
4,4'-DDE	72-55-9		U	3.42	0.854
Endrin	72-20-8		U	3.42	0.854
Endosulfan II	33213-65-9		U	3.42	0.854
4,4'-DDD	72-54-8		U	3.42	0.854
Endosulfan sulfate	1031-07-8		U	3.42	0.854
4,4'-DDT	50-29-3	1.01	J	3.42	0.854
Methoxychlor	72-43-5		U	17.1	0.854
Endrin ketone	53494-70-5		U	3.42	0.854
Endrin aldehyde	7421-93-4		U	3.42	0.854
alpha Chlordane	5103-71-9		U	1.71	0.414
gamma Chlordane	5103-74-2		U	1.71	0.414
Toxaphene	8001-35-2		U	34.2	17.3

Analyte	% Recovery	Lower	Upper	Qual
2,4,5,6-Tetrachloro-m-xylene	90.2	39	130	
Decachlorobiphenyl	98.5	33	143	

J This compound was detected at a level above the method detection limit, but below the reporting limit.
U This analyte was not detected in the sample.

Sample Number: L0305605-04
Client ID: PES-1-SWB
Matrix: Soil
Workgroup Number: WG141402
Collect Date: 20-MAY-03

Prep Method: D2216-90
Analytical Method: D2216-90
Analyst: TMM
Dilution: 1
Units: weight %

Instrument: OVEN
Prep Date: 05/22/2003 16:00
Cal Date:
Run Date: 05/22/2003 16:00
File ID:

Analyte	CAS. Number	Result	Qual	RL	MDL
Percent Solids	10-02-6	96.3		1.00	1.00

KEMRON ENVIRONMENTAL SERVICES

Report Number: L0305664
Report Date : May 30, 2003

Sample Number: L0305664-01
Client ID: PES-3-1W1-SWS-2
Matrix: Soil
Workgroup Number: WG141768
Collect Date: 22-MAY-03
Sample Tag: 01

Prep Method: 3050B
Analytical Method: 6010B
Analyst: CRC
Dilution: 1
Units: mg/kg
Percent Solid: 91.2

Instrument: IRIS-ICP
Prep Date: 05/27/2003 09:21
Cal Date: 05/27/2003 22:24
Run Date: 05/28/2003 18:30
File ID: IR.052803.183000

Analyte	CAS. Number	Result	Qual	RL	MDL
Lead, Total	7439-92-1	23.6		4.99	0.499

Sample Number: L0305664-01
Client ID: PES-3-1W1-SWS-2
Matrix: Soil
Workgroup Number: WG141837
Collect Date: 22-MAY-03

Prep Method: D2216-90
Analytical Method: D2216-90
Analyst: TMM
Dilution: 1
Units: weight %

Instrument: OVEN
Prep Date: 05/29/2003 13:30
Cal Date:
Run Date: 05/29/2003 13:30
File ID:

Analyte	CAS. Number	Result	Qual	RL	MDL
Percent Solids	10-02-6	91.2		1.00	1.00

Sample Number: L0305664-02
Client ID: PES-3-1-S-SWS-2
Matrix: Soil
Workgroup Number: WG141768
Collect Date: 22-MAY-03
Sample Tag: 01

Prep Method: 3050B
Analytical Method: 6010B
Analyst: CRC
Dilution: 1
Units: mg/kg
Percent Solid: 90.8

Instrument: IRIS-ICP
Prep Date: 05/27/2003 09:21
Cal Date: 05/27/2003 22:24
Run Date: 05/28/2003 18:44
File ID: IR.052803.184400

Analyte	CAS. Number	Result	Qual	RL	MDL
Lead, Total	7439-92-1	17.9		5.40	0.540

Sample Number: L0305664-02
Client ID: PES-3-1-S-SWS-2
Matrix: Soil
Workgroup Number: WG141837
Collect Date: 22-MAY-03

Prep Method: D2216-90
Analytical Method: D2216-90
Analyst: TMM
Dilution: 1
Units: weight %

Instrument: OVEN
Prep Date: 05/29/2003 13:30
Cal Date:
Run Date: 05/29/2003 13:30
File ID:

Analyte	CAS. Number	Result	Qual	RL	MDL
Percent Solids	10-02-6	90.8		1.00	1.00

7

Report Number: L0305664
Report Date : May 30, 2003

Sample Number: L0305664-03
Client ID: DUPLICATE
Matrix: Soil
Workgroup Number: WG141768
Collect Date: 22-MAY-03
Sample Tag: 01

Prep Method: 3050B
Analytical Method: 6010B
Analyst: CRC
Dilution: 1
Units: mg/kg
Percent Solid: 90.1

Instrument: IRIS-ICP
Prep Date: 05/27/2003 09:21
Cal Date: 05/27/2003 22:24
Run Date: 05/28/2003 18:53
File ID: IR.052803.185300

Analyte	CAS. Number	Result	Qual	RL	MDL
Lead, Total	7439-92-1	21.2		5.44	0.544

Sample Number: L0305664-03
Client ID: DUPLICATE
Matrix: Soil
Workgroup Number: WG141837
Collect Date: 22-MAY-03

Prep Method: D2216-90
Analytical Method: D2216-90
Analyst: TMM
Dilution: 1
Units: weight %

Instrument: OVEN
Prep Date: 05/29/2003 13:30
Cal Date:
Run Date: 05/29/2003 13:30
File ID:

Analyte	CAS. Number	Result	Qual	RL	MDL
Percent Solids	10-02-6	90.1		1.00	1.00

U.S. EPA

1

INORGANIC ANALYSES DATA SHEET

EPA SAMPLE NO.

E1SWS

Lab Name: LIONVILLE_LABORATORY_____ Contract: 60107_____
Lab Code: LVLI__ Case No.: SCHEN SAS No.: _____ SDG No.: E1SWS_
Matrix (soil/water): SOIL_ Lab Sample ID: 0305L437-005
Level (low/med): LOW__ Date Received: 05/20/03
% Solids: _88.0

Concentration Units (ug/L or mg/kg dry weight): MG/KG

CAS No.	Analyte	Concentration	C	Q	M
7439-92-1	Lead	15.3		N*	P

Color Before: _____ Clarity Before: _____ Texture: _____
Color After: _____ Clarity After: _____ Artifacts: _____

Comments:
PES-3-E-1-SWS

FORM I - IN

1
INORGANIC ANALYSES DATA SHEET

EPA SAMPLE NO.
E2SWS

Lab Name: LIONVILLE_LABORATORY_____ Contract: 60107_____
Lab Code: LVLI__ Case No.: SCHEN SAS No.: _____ SDG No.: E1SWS_
Matrix (soil/water): SOIL_ Lab Sample ID: 0305L437-006
Level (low/med): LOW__ Date Received: 05/20/03
% Solids: _92.7

Concentration Units (ug/L or mg/kg dry weight): MG/KG

CAS No.	Analyte	Concentration	C	Q	M
7439-92-1	Lead	14.2		N*	P

Color Before: _____ Clarity Before: _____ Texture: _____
Color After: _____ Clarity After: _____ Artifacts: _____

Comments:
PES-3-E-2-SWS

U.S. EPA

1

EPA SAMPLE NO.

INORGANIC ANALYSES DATA SHEET

N1SWS

Lab Name: LIONVILLE_LABORATORY_____ Contract: 60107_____
Lab Code: LVLI__ Case No.: SCHEN SAS No.: _____ SDG No.: E1SWS_
Matrix (soil/water): SOIL_ Lab Sample ID: 0305L437-007
Level (low/med): LOW__ Date Received: 05/20/03
% Solids: _94.5

Concentration Units (ug/L or mg/kg dry weight): MG/KG

CAS No.	Analyte	Concentration	C	Q	M
7439-92-1	Lead	25.1		N*	P

Color Before: _____ Clarity Before: _____ Texture: _____
Color After: _____ Clarity After: _____ Artifacts: _____

Comments:
PES-3-N-1-SWS_____

FORM I - IN

U.S. EPA

1

EPA SAMPLE NO.

INORGANIC ANALYSES DATA SHEET

N2SWS

Lab Name: LIONVILLE_LABORATORY Contract: 60107

Lab Code: LVLI Case No.: SCHEN SAS No.: SDG No.: E1SWS

Matrix (soil/water): SOIL Lab Sample ID: 0305L437-008

Level (low/med): LOW Date Received: 05/20/03

% Solids: 85.8

Concentration Units (ug/L or mg/kg dry weight): MG/KG

CAS No.	Analyte	Concentration	C	Q	M
7439-92-1	Lead	72.4		N*	P

Color Before: Clarity Before: Texture:

Color After: Clarity After: Artifacts:

Comments:

PES-3-N-2-SWS

FORM I - IN

U.S. EPA

1

INORGANIC ANALYSES DATA SHEET

EPA SAMPLE NO.

W1SWS

Lab Name: LIONVILLE_LABORATORY_____ Contract: 60107_____
Lab Code: LVLI__ Case No.: SCHEN SAS No.: _____ SDG No.: E1SWS_
Matrix (soil/water): SOIL_ Lab Sample ID: 0305L437-001
Level (low/med): LOW__ Date Received: 05/20/03
% Solids: _90.3

Concentration Units (ug/L or mg/kg dry weight): MG/KG

CAS No.	Analyte	Concentration	C	Q	M
7439-92-1	Lead	90.8		N*	P

Color Before: _____ Clarity Before: _____ Texture: _____
Color After: _____ Clarity After: _____ Artifacts: _____

Comments:
PES-3-W-1-SWS

U.S. EPA

1

INORGANIC ANALYSES DATA SHEET

EPA SAMPLE NO.

W2SWS

Lab Name: LIONVILLE_LABORATORY_____ Contract: 60107_____
Lab Code: LVLI__ Case No.: SCHEN SAS No.: _____ SDG No.: E1SWS_
Matrix (soil/water): SOIL_ Lab Sample ID: 0305L437-002
Level (low/med): LOW__ Date Received: 05/20/03
% Solids: _93.6

Concentration Units (ug/L or mg/kg dry weight): MG/KG

CAS No.	Analyte	Concentration	C	Q	M
7439-92-1	Lead	16.9		N*	P

Color Before: _____ Clarity Before: _____ Texture: _____
Color After: _____ Clarity After: _____ Artifacts: _____

Comments:
PES-3-W-2-SWS

U.S. EPA

1

INORGANIC ANALYSES DATA SHEET

EPA SAMPLE NO.

W3SWS

Lab Name: LIONVILLE_LABORATORY_____ Contract: 60107_____
Lab Code: LVLI__ Case No.: SCHEN SAS No.: _____ SDG No.: E1SWS_
Matrix (soil/water): SOIL_ Lab Sample ID: 0305L437-003
Level (low/med): LOW__ Date Received: 05/20/03
% Solids: _93.5

Concentration Units (ug/L or mg/kg dry weight): MG/KG

CAS No.	Analyte	Concentration	C	Q	M
7439-92-1	Lead	8.2		N*	P

Color Before: _____ Clarity Before: _____ Texture: _____
Color After: _____ Clarity After: _____ Artifacts: _____

Comments:
PES-3-W-3-SWS

1B

SEMIVOLATILE ORGANICS ANALYSIS DATA SHEET

CLIENT SAMPLE NO.

PES-3-W-1-SWS

Lab Name: Lionville Labs, Inc. Work Order: 60107003001

Client: SHAW-SCHENECTADY

Matrix: (soil/water) SOIL

Lab Sample ID: 0305L437-001

Sample wt/vol: 30.0 (g/mL) G

Lab File ID: A052109

Level: (low/med) LOW

Date Received: 05/20/03

% Moisture: 10 decanted: (Y/N)__

Date Extracted: 05/20/03

Concentrated Extract Volume: 1000(uL)

Date Analyzed: 05/22/03

Injection Volume: 2.0(uL)

Dilution Factor: 2.00

GPC Cleanup: (Y/N) N pH: 7.0

CAS NO.	COMPOUND	CONCENTRATION UNITS: (ug/L or ug/Kg) UG/KG	Q
91-20-3	Naphthalene	740	U
91-57-6	2-Methylnaphthalene	73	J
208-96-8	Acenaphthylene	740	U
83-32-9	Acenaphthene	740	U
132-64-9	Dibenzofuran	740	U
86-73-7	Fluorene	740	U
85-01-8	Phenanthrene	740	U
120-12-7	Anthracene	740	U
206-44-0	Fluoranthene	740	U
129-00-0	Pyrene	740	U
218-01-9	Chrysene	740	U
56-55-3	Benzo(a)anthracene	740	U
205-99-2	Benzo(b)fluoranthene	740	U
207-08-9	Benzo(k)fluoranthene	740	U
50-32-8	Benzo(a)pyrene	740	U
193-39-5	Indeno(1,2,3-cd)pyrene	740	U
53-70-3	Dibenzo(a,h)anthracene	740	U
191-24-2	Benzo(g,h,i)perylene	740	U

1B

SEMIVOLATILE ORGANICS ANALYSIS DATA SHEET

CLIENT SAMPLE NO.

PES-3-W-2-SWS

Lab Name: Lionville Labs, Inc. Work Order: 60107003001

Client: SHAW-SCHENECTADY

Matrix: (soil/water) SOIL

Lab Sample ID: 0305L437-002

Sample wt/vol: 30.0 (g/mL) G

Lab File ID: A052203

Level: (low/med) LOW

Date Received: 05/20/03

% Moisture: 6 decanted: (Y/N)__

Date Extracted: 05/20/03

Concentrated Extract Volume: 1000(uL)

Date Analyzed: 05/22/03

Injection Volume: 2.0(uL)

Dilution Factor: 2.00

GPC Cleanup: (Y/N) N pH: 7.0

CAS NO.	COMPOUND	CONCENTRATION UNITS: (ug/L or ug/Kg) UG/KG	Q
91-20-3	Naphthalene	63	J
91-57-6	2-Methylnaphthalene	210	J
208-96-8	Acenaphthylene	710	U
83-32-9	Acenaphthene	710	U
132-64-9	Dibenzofuran	37	J
86-73-7	Fluorene	710	U
85-01-8	Phenanthrene	150	J
120-12-7	Anthracene	710	U
206-44-0	Fluoranthene	710	U
129-00-0	Pyrene	710	U
218-01-9	Chrysene	710	U
56-55-3	Benzo(a)anthracene	710	U
205-99-2	Benzo(b)fluoranthene	710	U
207-08-9	Benzo(k)fluoranthene	710	U
50-32-8	Benzo(a)pyrene	710	U
193-39-5	Indeno(1,2,3-cd)pyrene	710	U
53-70-3	Dibenzo(a,h)anthracene	710	U
191-24-2	Benzo(g,h,i)perylene	710	U

1B

SEMIVOLATILE ORGANICS ANALYSIS DATA SHEET

CLIENT SAMPLE NO.

PES-3-W-3-SWS

Lab Name: Lionville Labs, Inc. Work Order: 60107003001

Client: SHAW-SCHENECTADY

Matrix: (soil/water) SOIL

Lab Sample ID: 0305L437-003

Sample wt/vol: 30.0 (g/mL) G

Lab File ID: A052107

Level: (low/med) LOW

Date Received: 05/20/03

% Moisture: 7 decanted: (Y/N)

Date Extracted: 05/20/03

Concentrated Extract Volume: 1000 (uL)

Date Analyzed: 05/21/03

Injection Volume: 2.0 (uL)

Dilution Factor: 1.00

GPC Cleanup: (Y/N) N pH: 7.0

CAS NO.	COMPOUND	CONCENTRATION UNITS: (ug/L or ug/Kg) UG/KG	Q
91-20-3	Naphthalene	360	U
91-57-6	2-Methylnaphthalene	360	U
208-96-8	Acenaphthylene	360	U
83-32-9	Acenaphthene	360	U
132-64-9	Dibenzofuran	360	U
86-73-7	Fluorene	360	U
85-01-8	Phenanthrene	360	U
120-12-7	Anthracene	360	U
206-44-0	Fluoranthene	360	U
129-00-0	Pyrene	360	U
218-01-9	Chrysene	360	U
56-55-3	Benzo(a)anthracene	360	U
205-99-2	Benzo(b)fluoranthene	360	U
207-08-9	Benzo(k)fluoranthene	360	U
50-32-8	Benzo(a)pyrene	360	U
193-39-5	Indeno(1,2,3-cd)pyrene	360	U
53-70-3	Dibenzo(a,h)anthracene	360	U
191-24-2	Benzo(g,h,i)perylene	360	U

1B

SEMIVOLATILE ORGANICS ANALYSIS DATA SHEET

CLIENT SAMPLE NO.

PES-3-S-1-SWS

Lab Name: Lionville Labs, Inc. Work Order: 60107003001

Client: SHAW-SCHENECTADY

Matrix: (soil/water) SOIL

Lab Sample ID: 0305L437-004

Sample wt/vol: 30.0 (g/mL) G

Lab File ID: A052204

Level: (low/med) LOW

Date Received: 05/20/03

% Moisture: 10 decanted: (Y/N)__

Date Extracted: 05/20/03

Concentrated Extract Volume: 1000(uL)

Date Analyzed: 05/22/03

Injection Volume: 2.0(uL)

Dilution Factor: 2.00

GPC Cleanup: (Y/N) N

pH: 7.0

CAS NO.	COMPOUND	CONCENTRATION UNITS: (ug/L or ug/Kg) UG/KG	Q
91-20-3	Naphthalene	740	U
91-57-6	2-Methylnaphthalene	78	J
208-96-8	Acenaphthylene	740	U
83-32-9	Acenaphthene	740	U
132-64-9	Dibenzofuran	740	U
86-73-7	Fluorene	740	U
85-01-8	Phenanthrene	38	J
120-12-7	Anthracene	740	U
206-44-0	Fluoranthene	740	U
129-00-0	Pyrene	740	U
218-01-9	Chrysene	740	U
56-55-3	Benzo(a)anthracene	740	U
205-99-2	Benzo(b)fluoranthene	740	U
207-08-9	Benzo(k)fluoranthene	740	U
50-32-8	Benzo(a)pyrene	740	U
193-39-5	Indeno(1,2,3-cd)pyrene	740	U
53-70-3	Dibenzo(a,h)anthracene	740	U
191-24-2	Benzo(g,h,i)perylene	740	U

1B

SEMIVOLATILE ORGANICS ANALYSIS DATA SHEET

CLIENT SAMPLE NO.

PES-3-E-1-SWS

Lab Name: Lionville Labs, Inc. Work Order: 60107003001

Client: SHAW-SCHENECTADY

Matrix: (soil/water) SOIL

Lab Sample ID: 0305L437-005

Sample wt/vol: 30.0 (g/mL) G

Lab File ID: A052108

Level: (low/med) LOW

Date Received: 05/20/03

% Moisture: 12 decanted: (Y/N)__

Date Extracted: 05/20/03

Concentrated Extract Volume: 1000(uL)

Date Analyzed: 05/21/03

Injection Volume: 2.0(uL)

Dilution Factor: 1.00

GPC Cleanup: (Y/N) N

pH: 7.0

CAS NO.	COMPOUND	CONCENTRATION UNITS: (ug/L or ug/Kg) UG/KG	Q
91-20-3	Naphthalene	380	U
91-57-6	2-Methylnaphthalene	380	U
208-96-8	Acenaphthylene	380	U
83-32-9	Acenaphthene	380	U
132-64-9	Dibenzofuran	380	U
86-73-7	Fluorene	380	U
85-01-8	Phenanthrene	380	U
120-12-7	Anthracene	380	U
206-44-0	Fluoranthene	380	U
129-00-0	Pyrene	380	U
218-01-9	Chrysene	380	U
56-55-3	Benzo(a)anthracene	380	U
205-99-2	Benzo(b)fluoranthene	380	U
207-08-9	Benzo(k)fluoranthene	380	U
50-32-8	Benzo(a)pyrene	380	U
193-39-5	Indeno(1,2,3-cd)pyrene	380	U
53-70-3	Dibenzo(a,h)anthracene	380	U
191-24-2	Benzo(g,h,i)perylene	380	U

1B

SEMIVOLATILE ORGANICS ANALYSIS DATA SHEET

CLIENT SAMPLE NO.

PES-3-E-2-SWS

Lab Name: Lionville Labs, Inc. Work Order: 60107003001

Client: SHAW-SCHENECTADY

Matrix: (soil/water) SOIL

Lab Sample ID: 0305L437-006

Sample wt/vol: 30.0 (g/mL) G

Lab File ID: A052205

Level: (low/med) LOW

Date Received: 05/20/03

% Moisture: 7 decanted: (Y/N)

Date Extracted: 05/20/03

Concentrated Extract Volume: 1000(uL)

Date Analyzed: 05/22/03

Injection Volume: 2.0(uL)

Dilution Factor: 2.00

GPC Cleanup: (Y/N) N pH: 7.0

CAS NO.	COMPOUND	CONCENTRATION UNITS: (ug/L or ug/Kg) UG/KG	Q
91-20-3	Naphthalene	720	U
91-57-6	2-Methylnaphthalene	85	J
208-96-8	Acenaphthylene	720	U
83-32-9	Acenaphthene	720	U
132-64-9	Dibenzofuran	720	U
86-73-7	Fluorene	720	U
85-01-8	Phenanthrene	720	U
120-12-7	Anthracene	720	U
206-44-0	Fluoranthene	720	U
129-00-0	Pyrene	720	U
218-01-9	Chrysene	720	U
56-55-3	Benzo(a)anthracene	720	U
205-99-2	Benzo(b)fluoranthene	720	U
207-08-9	Benzo(k)fluoranthene	720	U
50-32-8	Benzo(a)pyrene	720	U
193-39-5	Indeno(1,2,3-cd)pyrene	720	U
53-70-3	Dibenzo(a,h)anthracene	720	U
191-24-2	Benzo(g,h,i)perylene	720	U

1B

SEMIVOLATILE ORGANICS ANALYSIS DATA SHEET

CLIENT SAMPLE NO.

PES-3-N-1-SWS

Lab Name: Lionville Labs, Inc. Work Order: 60107003001

Client: SHAW-SCHENECTADY

Matrix: (soil/water) SOIL

Lab Sample ID: 0305L437-007

Sample wt/vol: 30.0 (g/mL) G

Lab File ID: A052206

Level: (low/med) LOW

Date Received: 05/20/03

% Moisture: 5 decanted: (Y/N)__

Date Extracted: 05/20/03

Concentrated Extract Volume: 1000(uL)

Date Analyzed: 05/22/03

Injection Volume: 2.0(uL)

Dilution Factor: 2.00

GPC Cleanup: (Y/N) N pH: 7.0

CAS NO.	COMPOUND	CONCENTRATION UNITS: (ug/L or ug/Kg) UG/KG	Q
91-20-3	Naphthalene	700	U
91-57-6	2-Methylnaphthalene	88	J
208-96-8	Acenaphthylene	700	U
83-32-9	Acenaphthene	700	U
132-64-9	Dibenzofuran	700	U
86-73-7	Fluorene	700	U
85-01-8	Phenanthrene	54	J
120-12-7	Anthracene	700	U
206-44-0	Fluoranthene	700	U
129-00-0	Pyrene	700	U
218-01-9	Chrysene	700	U
56-55-3	Benzo(a)anthracene	700	U
205-99-2	Benzo(b)fluoranthene	700	U
207-08-9	Benzo(k)fluoranthene	700	U
50-32-8	Benzo(a)pyrene	700	U
193-39-5	Indeno(1,2,3-cd)pyrene	700	U
53-70-3	Dibenzo(a,h)anthracene	700	U
191-24-2	Benzo(g,h,i)perylene	700	U

1B

SEMIVOLATILE ORGANICS ANALYSIS DATA SHEET

CLIENT SAMPLE NO.

PES-3-N-2-SWS

Lab Name: Lionville Labs, Inc. Work Order: 60107003001

Client: SHAW-SCHENECTADY

Matrix: (soil/water) SOIL

Lab Sample ID: 0305L437-008

Sample wt/vol: 30.0 (g/mL) G

Lab File ID: A052207

Level: (low/med) LOW

Date Received: 05/20/03

% Moisture: 14 decanted: (Y/N)__

Date Extracted: 05/20/03

Concentrated Extract Volume: 1000(uL)

Date Analyzed: 05/22/03

Injection Volume: 2.0(uL)

Dilution Factor: 2.00

GPC Cleanup: (Y/N) N

pH: 7.0

CAS NO.	COMPOUND	CONCENTRATION UNITS: (ug/L or ug/Kg) UG/KG	Q
91-20-3	Naphthalene	140	J
91-57-6	2-Methylnaphthalene	250	J
208-96-8	Acenaphthylene	780	U
83-32-9	Acenaphthene	83	J
132-64-9	Dibenzofuran	780	U
86-73-7	Fluorene	140	J
85-01-8	Phenanthrene	420	J
120-12-7	Anthracene	66	J
206-44-0	Fluoranthene	780	U
129-00-0	Pyrene	67	J
218-01-9	Chrysene	46	J
56-55-3	Benzo(a)anthracene	780	U
205-99-2	Benzo(b)fluoranthene	780	U
207-08-9	Benzo(k)fluoranthene	780	U
50-32-8	Benzo(a)pyrene	780	U
193-39-5	Indeno(1,2,3-cd)pyrene	780	U
53-70-3	Dibenzo(a,h)anthracene	780	U
191-24-2	Benzo(g,h,i)perylene	780	U

1A

VOLATILE ORGANICS ANALYSIS SHEET

CLIENT SAMPLE NO.

PES-3-N-2-SWS

Lab Name: Lionville Labs, Inc. Work Order: 60107003001

Client: SHAW-SCHENECTADY

Matrix: SOIL

Lab Sample ID: 0305L437-008

Sample wt/vol: 1.10 (g/mL) G

Lab File ID: x052113

Level: (low/med) LOW

Date Received: 05/20/03

% Moisture: not dec. 14

Date Analyzed: 05/21/03

Column: (pack/cap) CAP

Dilution Factor: 4.55

CAS NO.	COMPOUND	CONCENTRATION UNITS: (ug/L or ug/Kg) ug/Kg	
74-87-3	Chloromethane	53	U
74-83-9	Bromomethane	53	U
75-01-4	Vinyl Chloride	53	U
75-00-3	Chloroethane	53	U
75-09-2	Methylene Chloride	43	J
67-64-1	Acetone	41	J
75-15-0	Carbon Disulfide	53	U
75-35-4	1,1-Dichloroethene	53	U
75-34-3	1,1-Dichloroethane	53	U
540-59-0	1,2-Dichloroethene (total)	53	U
67-66-3	Chloroform	53	U
107-06-2	1,2-Dichloroethane	53	U
78-93-3	2-Butanone	53	U
71-55-6	1,1,1-Trichloroethane	53	U
56-23-5	Carbon Tetrachloride	53	U
75-27-4	Bromodichloromethane	53	U
78-87-5	1,2-Dichloropropane	53	U
10061-01-5	cis-1,3-Dichloropropene	53	U
79-01-6	Trichloroethene	43	J
124-48-1	Dibromochloromethane	53	U
79-00-5	1,1,2-Trichloroethane	53	U
71-43-2	Benzene	53	U
10061-02-6	Trans-1,3-Dichloropropene	53	U
75-25-2	Bromoform	53	U
108-10-1	4-Methyl-2-pentanone	53	U
591-78-6	2-Hexanone	53	U
127-18-4	Tetrachloroethene	53	U
79-34-5	1,1,2,2-Tetrachloroethane	53	U
108-88-3	Toluene	6	J
108-90-7	Chlorobenzene	96	
100-41-4	Ethylbenzene	66	
100-42-5	Styrene	53	U
1330-20-7	Xylene (total)	110	

1A

VOLATILE ORGANICS ANALYSIS SHEET

CLIENT SAMPLE NO.

PES-3-N-1-SWS

Lab Name: Lionville Labs, Inc. Work Order: 60107003001

Client: SHAW-SCHENECTADY

Matrix: SOIL Lab Sample ID: 0305L437-007

Sample wt/vol: 5.30 (g/mL) G Lab File ID: x052121

Level: (low/med) LOW Date Received: 05/20/03

% Moisture: not dec. 5 Date Analyzed: 05/21/03

Column: (pack/cap) CAP Dilution Factor: 0.943

CAS NO.	COMPOUND	CONCENTRATION UNITS: (ug/L or ug/Kg) ug/Kg	
74-87-3	Chloromethane	10	U
74-83-9	Bromomethane	10	U
75-01-4	Vinyl Chloride	10	U
75-00-3	Chloroethane	10	U
75-09-2	Methylene Chloride	5	J
67-64-1	Acetone	10	U
75-15-0	Carbon Disulfide	10	U
75-35-4	1,1-Dichloroethene	10	U
75-34-3	1,1-Dichloroethane	10	U
540-59-0	1,2-Dichloroethene (total)	10	U
67-66-3	Chloroform	10	U
107-06-2	1,2-Dichloroethane	10	U
78-93-3	2-Butanone	10	U
71-55-6	1,1,1-Trichloroethane	10	U
56-23-5	Carbon Tetrachloride	10	U
75-27-4	Bromodichloromethane	10	U
78-87-5	1,2-Dichloropropane	10	U
10061-01-5	cis-1,3-Dichloropropene	10	U
79-01-6	Trichloroethene	2	J
124-48-1	Dibromochloromethane	10	U
79-00-5	1,1,2-Trichloroethane	10	U
71-43-2	Benzene	10	U
10061-02-6	Trans-1,3-Dichloropropene	10	U
75-25-2	Bromoform	10	U
108-10-1	4-Methyl-2-pentanone	10	U
591-78-6	2-Hexanone	10	U
127-18-4	Tetrachloroethene	10	U
79-34-5	1,1,2,2-Tetrachloroethane	10	U
108-88-3	Toluene	10	U
108-90-7	Chlorobenzene	10	U
100-41-4	Ethylbenzene	10	U
100-42-5	Styrene	10	U
1330-20-7	Xylene (total)	10	U

1A

VOLATILE ORGANICS ANALYSIS SHEET

CLIENT SAMPLE NO.

PES-3-E-2-SWS

Lab Name: Lionville Labs, Inc. Work Order: 60107003001

Client: SHAW-SCHENECTADY

Matrix: SOIL

Lab Sample ID: 0305L437-006

Sample wt/vol: 4.60 (g/mL) G

Lab File ID: x052115

Level: (low/med) LOW

Date Received: 05/20/03

% Moisture: not dec. 7

Date Analyzed: 05/21/03

Column: (pack/cap) CAP

Dilution Factor: 1.09

CONCENTRATION UNITS:
(ug/L or ug/Kg) ug/Kg

CAS NO.	COMPOUND		
74-87-3	Chloromethane	12	U
74-83-9	Bromomethane	12	U
75-01-4	Vinyl Chloride	12	U
75-00-3	Chloroethane	12	U
75-09-2	Methylene Chloride	18	
67-64-1	Acetone	12	U
75-15-0	Carbon Disulfide	12	U
75-35-4	1,1-Dichloroethene	12	U
75-34-3	1,1-Dichloroethane	12	U
540-59-0	1,2-Dichloroethene (total)	12	U
67-66-3	Chloroform	12	U
107-06-2	1,2-Dichloroethane	12	U
78-93-3	2-Butanone	12	U
71-55-6	1,1,1-Trichloroethane	12	U
56-23-5	Carbon Tetrachloride	12	U
75-27-4	Bromodichloromethane	12	U
78-87-5	1,2-Dichloropropane	12	U
10061-01-5	cis-1,3-Dichloropropene	12	U
79-01-6	Trichloroethene	3	J
124-48-1	Dibromochloromethane	12	U
79-00-5	1,1,2-Trichloroethane	12	U
71-43-2	Benzene	12	U
10061-02-6	Trans-1,3-Dichloropropene	12	U
75-25-2	Bromoform	12	U
108-10-1	4-Methyl-2-pentanone	12	U
591-78-6	2-Hexanone	12	U
127-18-4	Tetrachloroethene	12	U
79-34-5	1,1,2,2-Tetrachloroethane	12	U
108-88-3	Toluene	12	U
108-90-7	Chlorobenzene	12	U
100-41-4	Ethylbenzene	12	U
100-42-5	Styrene	12	U
1330-20-7	Xylene (total)	12	U

1A

VOLATILE ORGANICS ANALYSIS SHEET

CLIENT SAMPLE NO.

PES-3-E-1-SWS

Lab Name: Lionville Labs, Inc. Work Order: 60107003001

Client: SHAW-SCHENECTADY

Matrix: SOIL

Lab Sample ID: 0305L437-005

Sample wt/vol: 4.80 (g/mL) G

Lab File ID: x052116

Level: (low/med) LOW

Date Received: 05/20/03

% Moisture: not dec. 12

Date Analyzed: 05/21/03

Column: (pack/cap) CAP

Dilution Factor: 1.04

CAS NO.	COMPOUND	CONCENTRATION UNITS: (ug/L or ug/Kg) ug/Kg	
74-87-3	Chloromethane	12	U
74-83-9	Bromomethane	12	U
75-01-4	Vinyl Chloride	12	U
75-00-3	Chloroethane	12	U
75-09-2	Methylene Chloride	19	
67-64-1	Acetone	13	
75-15-0	Carbon Disulfide	12	U
75-35-4	1,1-Dichloroethene	12	U
75-34-3	1,1-Dichloroethane	12	U
540-59-0	1,2-Dichloroethene (total)	12	U
67-66-3	Chloroform	12	U
107-06-2	1,2-Dichloroethane	12	U
78-93-3	2-Butanone	12	U
71-55-6	1,1,1-Trichloroethane	12	U
56-23-5	Carbon Tetrachloride	12	U
75-27-4	Bromodichloromethane	12	U
78-87-5	1,2-Dichloropropane	12	U
10061-01-5	cis-1,3-Dichloropropene	12	U
79-01-6	Trichloroethene	19	
124-48-1	Dibromochloromethane	12	U
79-00-5	1,1,2-Trichloroethane	12	U
71-43-2	Benzene	12	U
10061-02-6	Trans-1,3-Dichloropropene	12	U
75-25-2	Bromoform	12	U
108-10-1	4-Methyl-2-pentanone	12	U
591-78-6	2-Hexanone	12	U
127-18-4	Tetrachloroethene	12	U
79-34-5	1,1,2,2-Tetrachloroethane	12	U
108-88-3	Toluene	12	U
108-90-7	Chlorobenzene	12	U
100-41-4	Ethylbenzene	12	U
100-42-5	Styrene	12	U
1330-20-7	Xylene (total)	12	U

1A

VOLATILE ORGANICS ANALYSIS SHEET

CLIENT SAMPLE NO.

PES-3-S-1-SWS

Lab Name: Lionville Labs, Inc. Work Order: 60107003001

Client: SHAW-SCHENECTADY

Matrix: SOIL

Lab Sample ID: 0305L437-004

Sample wt/vol: 5.20 (g/mL) G

Lab File ID: x052122

Level: (low/med) LOW

Date Received: 05/20/03

% Moisture: not dec. 10

Date Analyzed: 05/21/03

Column: (pack/cap) CAP

Dilution Factor: 0.962

CAS NO.	COMPOUND	CONCENTRATION UNITS: (ug/L or ug/Kg) ug/Kg	
74-87-3	Chloromethane	11	U
74-83-9	Bromomethane	11	U
75-01-4	Vinyl Chloride	11	U
75-00-3	Chloroethane	11	U
75-09-2	Methylene Chloride	11	J
67-64-1	Acetone	11	U
75-15-0	Carbon Disulfide	11	U
75-35-4	1,1-Dichloroethene	11	U
75-34-3	1,1-Dichloroethane	11	U
540-59-0	1,2-Dichloroethene (total)	11	U
67-66-3	Chloroform	11	U
107-06-2	1,2-Dichloroethane	11	U
78-93-3	2-Butanone	11	U
71-55-6	1,1,1-Trichloroethane	11	U
56-23-5	Carbon Tetrachloride	11	U
75-27-4	Bromodichloromethane	11	U
78-87-5	1,2-Dichloropropane	11	U
10061-01-5	cis-1,3-Dichloropropene	11	U
79-01-6	Trichloroethene	5	J
124-48-1	Dibromochloromethane	11	U
79-00-5	1,1,2-Trichloroethane	11	U
71-43-2	Benzene	11	U
10061-02-6	Trans-1,3-Dichloropropene	11	U
75-25-2	Bromoform	11	U
108-10-1	4-Methyl-2-pentanone	11	U
591-78-6	2-Hexanone	11	U
127-18-4	Tetrachloroethene	11	U
79-34-5	1,1,2,2-Tetrachloroethane	11	U
108-88-3	Toluene	11	U
108-90-7	Chlorobenzene	11	U
100-41-4	Ethylbenzene	11	U
100-42-5	Styrene	11	U
1330-20-7	Xylene (total)	11	U

1A

VOLATILE ORGANICS ANALYSIS SHEET

CLIENT SAMPLE NO.

PES-3-W-3-SWS

Lab Name: Lionville Labs, Inc. Work Order: 60107003001

Client: SHAW-SCHENECTADY

Matrix: SOIL

Lab Sample ID: 0305L437-003

Sample wt/vol: 5.30 (g/mL) G

Lab File ID: x052132

Level: (low/med) LOW

Date Received: 05/20/03

% Moisture: not dec. 7

Date Analyzed: 05/21/03

Column: (pack/cap) CAP

Dilution Factor: 0.943

CONCENTRATION UNITS:

CAS NO. COMPOUND (ug/L or ug/Kg) ug/Kg

CAS NO.	COMPOUND		
74-87-3	Chloromethane	10	U
74-83-9	Bromomethane	10	U
75-01-4	Vinyl Chloride	10	U
75-00-3	Chloroethane	10	U
75-09-2	Methylene Chloride	28	B
67-64-1	Acetone	10	U
75-15-0	Carbon Disulfide	10	U
75-35-4	1,1-Dichloroethene	10	U
75-34-3	1,1-Dichloroethane	10	U
540-59-0	1,2-Dichloroethene (total)	10	U
67-66-3	Chloroform	10	U
107-06-2	1,2-Dichloroethane	10	U
78-93-3	2-Butanone	10	U
71-55-6	1,1,1-Trichloroethane	10	U
56-23-5	Carbon Tetrachloride	10	U
75-27-4	Bromodichloromethane	10	U
78-87-5	1,2-Dichloropropane	10	U
10061-01-5	cis-1,3-Dichloropropene	10	U
79-01-6	Trichloroethene	17	
124-48-1	Dibromochloromethane	10	U
79-00-5	1,1,2-Trichloroethane	10	U
71-43-2	Benzene	10	U
10061-02-6	Trans-1,3-Dichloropropene	10	U
75-25-2	Bromoform	10	U
108-10-1	4-Methyl-2-pentanone	10	U
591-78-6	2-Hexanone	10	U
127-18-4	Tetrachloroethene	10	U
79-34-5	1,1,2,2-Tetrachloroethane	10	U
108-88-3	Toluene	10	U
108-90-7	Chlorobenzene	10	U
100-41-4	Ethylbenzene	10	U
100-42-5	Styrene	10	U
1330-20-7	Xylene (total)	10	U

1A

VOLATILE ORGANICS ANALYSIS SHEET

CLIENT SAMPLE NO.

PES-3-W-2-SWS

Lab Name: Lionville Labs, Inc. Work Order: 60107003001

Client: SHAW-SCHENECTADY

Matrix: SOIL

Lab Sample ID: 0305L437-002

Sample wt/vol: 5.00 (g/mL) G

Lab File ID: x052119

Level: (low/med) LOW

Date Received: 05/20/03

% Moisture: not dec. 6

Date Analyzed: 05/21/03

Column: (pack/cap) CAP

Dilution Factor: 1.00

CAS NO.	COMPOUND	CONCENTRATION UNITS: (ug/L or ug/Kg) ug/Kg	
74-87-3	Chloromethane	11	U
74-83-9	Bromomethane	11	U
75-01-4	Vinyl Chloride	11	U
75-00-3	Chloroethane	11	U
75-09-2	Methylene Chloride	6	J
67-64-1	Acetone	11	U
75-15-0	Carbon Disulfide	11	U
75-35-4	1,1-Dichloroethene	11	U
75-34-3	1,1-Dichloroethane	11	U
540-59-0	1,2-Dichloroethene (total)	4	J
67-66-3	Chloroform	11	U
107-06-2	1,2-Dichloroethane	11	U
78-93-3	2-Butanone	11	U
71-55-6	1,1,1-Trichloroethane	11	U
56-23-5	Carbon Tetrachloride	11	U
75-27-4	Bromodichloromethane	11	U
78-87-5	1,2-Dichloropropane	11	U
10061-01-5	cis-1,3-Dichloropropene	11	U
79-01-6	Trichloroethene	32	
124-48-1	Dibromochloromethane	11	U
79-00-5	1,1,2-Trichloroethane	11	U
71-43-2	Benzene	11	U
10061-02-6	Trans-1,3-Dichloropropene	11	U
75-25-2	Bromoform	11	U
108-10-1	4-Methyl-2-pentanone	11	U
591-78-6	2-Hexanone	11	U
127-18-4	Tetrachloroethene	8	J
79-34-5	1,1,2,2-Tetrachloroethane	11	U
108-88-3	Toluene	11	U
108-90-7	Chlorobenzene	11	U
100-41-4	Ethylbenzene	11	U
100-42-5	Styrene	11	U
1330-20-7	Xylene (total)	11	U

1A

VOLATILE ORGANICS ANALYSIS SHEET

CLIENT SAMPLE NO.

PES-3-W-1-SWS

Lab Name: Lionville Labs, Inc. Work Order: 60107003001

Client: SHAW-SCHENECTADY

Matrix: SOIL Lab Sample ID: 0305L437-001

Sample wt/vol: 4.70 (g/mL) G Lab File ID: x052120

Level: (low/med) LOW Date Received: 05/20/03

% Moisture: not dec. 10 Date Analyzed: 05/21/03

Column: (pack/cap) CAP Dilution Factor: 1.06

CAS NO.	COMPOUND	CONCENTRATION UNITS: (ug/L or ug/Kg) ug/Kg	
74-87-3	Chloromethane	12	U
74-83-9	Bromomethane	12	U
75-01-4	Vinyl Chloride	12	U
75-00-3	Chloroethane	12	U
75-09-2	Methylene Chloride	12	
67-64-1	Acetone	12	U
75-15-0	Carbon Disulfide	12	U
75-35-4	1,1-Dichloroethene	12	U
75-34-3	1,1-Dichloroethane	12	U
540-59-0	1,2-Dichloroethene (total)	5	J
67-66-3	Chloroform	12	U
107-06-2	1,2-Dichloroethane	12	U
78-93-3	2-Butanone	12	U
71-55-6	1,1,1-Trichloroethane	12	U
56-23-5	Carbon Tetrachloride	12	U
75-27-4	Bromodichloromethane	12	U
78-87-5	1,2-Dichloropropane	12	U
10061-01-5	cis-1,3-Dichloropropene	12	U
79-01-6	Trichloroethene	17	
124-48-1	Dibromochloromethane	12	U
79-00-5	1,1,2-Trichloroethane	12	U
71-43-2	Benzene	12	U
10061-02-6	Trans-1,3-Dichloropropene	12	U
75-25-2	Bromoform	12	U
108-10-1	4-Methyl-2-pentanone	12	U
591-78-6	2-Hexanone	12	U
127-18-4	Tetrachloroethene	2	J
79-34-5	1,1,2,2-Tetrachloroethane	12	U
108-88-3	Toluene	12	U
108-90-7	Chlorobenzene	12	U
100-41-4	Ethylbenzene	12	U
100-42-5	Styrene	12	U
1330-20-7	Xylene (total)	12	U

U.S. EPA

1

INORGANIC ANALYSES DATA SHEET

EPA SAMPLE NO.

PES1

Lab Name: LIONVILLE_LABORATORY_____ Contract: 60107_____ SDG No.: PES1__

Lab Code: LVLI__ Case No.: _____ SAS No.: _____

Matrix (soil/water): SOIL_ Lab Sample ID: 0306L716-001

Level (low/med): LOW__ Date Received: 06/28/03

% Solids: _94.9

Concentration Units (ug/L or mg/kg dry weight): MG/KG

CAS No.	Analyte	Concentration	C	Q	M
7439-92-1	Lead	33.3		N*	P

Color Before: _____ Clarity Before: _____ Texture: _____

Color After: _____ Clarity After: _____ Artifacts: _____

Comments:

PES-1-NEB-R_____

FORM I - IN

KEMRON ENVIRONMENTAL SERVICES

Report Number: L0307465
Report Date : July 31, 2003

Sample Number: L0307465-01
Client ID: IV COMPOSITE
Matrix: Soil
Workgroup Number: WG146184
Collect Date: 22-JUL-03
Sample Tag: 02

Prep Method: 3050B
Analytical Method: 6010B
Analyst: JYH
Dilution: 1
Units: mg/kg
Percent Solid: 88.2

Instrument: IRIS-ICP
Prep Date: 07/24/2003 08:02
Cal Date: 07/29/2003 11:16
Run Date: 07/29/2003 13:16
File ID: IR.072903.131600

Analyte	CAS. Number	Result	Qual	RL	MDL
Aluminum, Total	7429-90-5	18900		19.9	9.95
Silver, Total	7440-22-4	1.13	J	1.99	0.249
Barium, Total	7440-39-3	75.3		0.498	0.0995
Beryllium, Total	7440-41-7	0.856		0.498	0.0119
Calcium, Total	7440-70-2	2090		9.95	4.98
Cadmium, Total	7440-43-9	0.374	J	0.498	0.0498
Cobalt, Total	7440-48-4	13.4		0.995	0.119
Chromium, Total	7440-47-3	23.4		0.995	0.119
Copper, Total	7440-50-8	36.3		0.995	0.498
Potassium, Total	7440-09-7	2200		49.8	24.9
Magnesium, Total	7439-95-4	6390		24.9	11.9
Manganese, Total	7439-96-5	457		0.498	0.0995
Sodium, Total	7440-23-5	54.4		24.9	4.98
Nickel, Total	7440-02-0	30.7		1.99	0.498
Vanadium, Total	7440-62-2	29.7		0.498	0.249
Zinc, Total	7440-66-6	89.4		0.995	0.498

J This compound was detected at a level above the method detection limit, but below the reporting limit.

Sample Number: L0307465-01
Client ID: IV COMPOSITE
Matrix: Soil
Workgroup Number: WG146184
Collect Date: 22-JUL-03
Sample Tag: DL03

Prep Method: 3050B
Analytical Method: 6010B
Analyst: JYH
Dilution: 5
Units: mg/kg
Percent Solid: 88.2

Instrument: IRIS-ICP
Prep Date: 07/24/2003 08:02
Cal Date: 07/29/2003 11:16
Run Date: 07/29/2003 13:39
File ID: IR.072903.133900

Analyte	CAS. Number	Result	Qual	RL	MDL
Iron, Total	7439-89-6	39600		9.95	4.98

Sample Number: L0307465-01
Client ID: IV COMPOSITE
Matrix: Soil
Workgroup Number: WG146183
Collect Date: 22-JUL-03
Sample Tag: DL01

Prep Method: 3051
Analytical Method: 6020A
Analyst: JYH
Dilution: 4
Units: mg/kg
Percent Solid: 88.2

Instrument: ELAN-ICP
Prep Date: 07/25/2003 08:13
Cal Date: 07/28/2003 15:27
Run Date: 07/28/2003 18:20
File ID: EL.072803.182033

Analyte	CAS. Number	Result	Qual	RL	MDL
Arsenic, Total	7440-38-2	11.5		0.567	0.284
Lead, Total	7439-92-1	14.2		0.567	0.284
Antimony, Total	7440-36-0	3.39		0.227	0.113
Selenium, Total	7782-49-2	7.71		0.227	0.113
Thallium, Total	7440-28-0	11.7		0.113	0.0567

6000

Sample Number: L0307465-01
Client ID: IV COMPOSITE
Matrix: Soil
Workgroup Number: WG145867
Collect Date: 22-JUL-03

Prep Method: 5030B
Analytical Method: 8260B
Analyst: MES
Dilution: 1
Units: ug/kg
Percent Solid: 88.2

Instrument: HPMS9
Prep Date: 07/24/2003 14:31
Cal Date: 07/21/2003 20:09
Run Date: 07/24/2003 14:31
File ID: 9M25781

Analyte	CAS. Number	Result	Qual	RL	MDL
Isopropylbenzene	98-82-8		U	5.67	0.567
p-Isopropyltoluene	99-87-6		U	5.67	0.567
4-Methyl-2-pentanone	108-10-1		U	11.3	2.84
Methylene chloride	75-09-2		U	5.67	1.13
Naphthalene	91-20-3		U	11.3	0.567
n-Propylbenzene	103-65-1		U	5.67	0.567
Styrene	100-42-5		U	5.67	0.567
1,1,1,2-Tetrachloroethane	630-20-6		U	5.67	0.567
1,1,2,2-Tetrachloroethane	79-34-5		U	5.67	0.567
Tetrachloroethene	127-18-4		U	5.67	0.567
Toluene	108-88-3		U	5.67	0.567
1,2,3-Trichlorobenzene	87-61-6		U	5.67	0.567
1,2,4-Trichlorobenzene	120-82-1		U	5.67	0.567
1,1,1-Trichloroethane	71-55-6		U	5.67	0.567
1,1,2-Trichloroethane	79-00-5		U	5.67	0.567
Trichloroethene	79-01-6		U	5.67	0.567
Trichlorofluoromethane	75-69-4		U	11.3	1.13
1,2,3-Trichloropropane	96-18-4		U	5.67	0.726
1,2,4-Trimethylbenzene	95-63-6		U	5.67	0.567
1,3,5-Trimethylbenzene	108-67-8		U	5.67	0.567
Vinyl acetate	108-05-4		U	11.3	1.13
Vinyl chloride	75-01-4		U	11.3	1.13
o-Xylene	95-47-6		U	5.67	0.567
m-,p-Xylene	136777-61-2		U	5.67	0.567

Analyte	% Recovery	Lower	Upper	Qual
Dibromofluoromethane	108	80	120	
1,2-Dichloroethane-d4	114	80	120	
Toluene-d8	106	81	117	
4-Bromofluorobenzene	114	74	121	

U This analyte was not detected in the sample.

Sample Number: L0307465-01
Client ID: IV COMPOSITE
Matrix: Soil
Workgroup Number: WG146271
Collect Date: 22-JUL-03
Sample Tag: 01

Prep Method: 3550B
Analytical Method: 8270C
Analyst: MDC
Dilution: 1
Units: ug/kg
Percent Solid: 88.2

Instrument: HPMS5
Prep Date: 07/24/2003 08:40
Cal Date: 07/29/2003 23:42
Run Date: 07/30/2003 05:47
File ID: 5M27796

Analyte	CAS. Number	Result	Qual	RL	MDL
Phenol	108-95-2		U	191	95.5
Bis(2-Chloroethyl)ether	111-44-4		U	191	95.5
2-Chlorophenol	95-57-8		U	191	95.5
1,3-Dichlorobenzene	541-73-1		U	191	95.5
1,4-Dichlorobenzene	106-46-7		U	191	95.5
Benzyl alcohol	100-51-6		U	191	95.5
1,2-Dichlorobenzene	95-50-1		U	191	95.5
2-Methylphenol	95-48-7		U	191	95.5
3-,4-Methylphenol	106-44-5		U	191	95.5
bis(2-Chloroisopropyl)ether	39638-32-9		U	191	95.5
N-Nitrosodipropylamine	621-64-7		U	191	95.5
Hexachloroethane	67-72-1		U	191	95.5
Nitrobenzene	98-95-3		U	191	95.5
Isophorone	78-59-1		U	191	95.5
[illegible]trophenol	88-75-5		U	191	95.5
2,4-Dimethylphenol	105-67-9		U	191	95.5
Benzoic acid	65-85-0		U	955	382

KEMRON ENVIRONMENTAL SERVICES

Report Number: L0307465
Report Date : July 31, 2003

Sample Number: L0307465-01
Client ID: IV COMPOSITE
Matrix: Soil
Workgroup Number: WG146271
Collect Date: 22-JUL-03
Sample Tag: 01

Prep Method: 3550B
Analytical Method: 8270C
Analyst: MDC
Dilution: 1
Units: ug/kg
Percent Solid: 88.2

Instrument: HPMS5
Prep Date: 07/24/2003 08:40
Cal Date: 07/29/2003 23:42
Run Date: 07/30/2003 05:47
File ID: 5M27796

Analyte	CAS. Number	Result	Qual	RL	MDL
Bis(2-Chloroethoxy)Methane	111-91-1		U	191	95.5
2,4-Dichlorophenol	120-83-2		U	191	95.5
1,2,4-Trichlorobenzene	120-82-1		U	191	95.5
Naphthalene	91-20-3		U	191	95.5
4-Chloroaniline	106-47-8		U	191	95.5
Hexachlorobutadiene	87-68-3		U	191	95.5
4-Chloro-3-methylphenol	59-50-7		U	191	95.5
2-Methylnaphthalene	91-57-6		U	191	95.5
Hexachlorocyclopentadiene	77-47-4		U	191	95.5
2,4,6-Trichlorophenol	88-06-2		U	191	95.5
2,4,5-Trichlorophenol	95-95-4		U	191	95.5
2-Chloronaphthalene	91-58-7		U	191	95.5
2-Nitroaniline	88-74-4		U	955	382
Dimethylphthalate	131-11-3		U	191	95.5
Acenaphthylene	208-96-8		U	191	95.5
2,6-Dinitrotoluene	606-20-2		U	191	95.5
3-Nitroaniline	99-09-2		U	955	382
Acenaphthene	83-32-9		U	191	95.5
2,4-Dinitrophenol	51-28-5		U	955	382
4-Nitrophenol	100-02-7		U	955	382
Dibenzofuran	132-64-9		U	191	95.5
2,4-Dinitrotoluene	121-14-2		U	191	95.5
Diethylphthalate	84-66-2		U	191	95.5
4-Chlorophenyl-phenyl ether	7005-72-3		U	191	95.5
Fluorene	86-73-7		U	191	95.5
4-Nitroaniline	100-01-6		U	955	382
4,6-Dinitro-2-methylphenol	534-52-1		U	955	382
N-Nitrosodiphenylamine	86-30-6		U	191	95.5
4-Bromophenyl-phenylether	101-55-3		U	191	95.5
Hexachlorobenzene	118-74-1		U	191	95.5
Pentachlorophenol	87-86-5		U	955	382
Phenanthrene	85-01-8		U	191	95.5
Anthracene	120-12-7		U	191	95.5
Di-N-Butylphthalate	84-74-2		U	191	95.5
Fluoranthene	206-44-0		U	191	95.5
Pyrene	129-00-0		U	191	95.5
Butylbenzylphthalate	85-68-7		U	191	95.5
3,3'-Dichlorobenzidine	91-94-1		U	382	191
Benzo(a)anthracene	56-55-3		U	191	95.5
Chrysene	218-01-9		U	191	95.5
bis(2-Ethylhexyl)phthalate	117-81-7		U	191	95.5
Di-n-octylphthalate	117-84-0		U	191	95.5
Benzo(b)fluoranthene	205-99-2		U	191	95.5
Benzo(k)fluoranthene	207-08-9		U	191	95.5
Benzo(a)pyrene	50-32-8		U	191	95.5
Indeno(1,2,3-cd)pyrene	193-39-5		U	191	95.5
Dibenzo(a,h)Anthracene	53-70-3		U	191	95.5
Benzo(g,h,i)Perylene	191-24-2		U	191	95.5

Analyte	% Recovery	Lower	Upper	Qual
2-Fluorophenol	46.9	25	121	
Phenol-d5	51.8	24	113	
Nitrobenzene-d5	49.3	23	120	
2-Fluorobiphenyl	54.6	30	115	
2,4,6-Tribromophenol	59.9	19	122	
p-Terphenyl-d14	69.5	18	137	

U This analyte was not detected in the sample.

Backfill Analysis

KEMRON ENVIRONMENTAL SERVICES

Report Number: L0305456
Report Date : May 23, 2003

Sample Number: L0305456-01
Client ID: BACKFILL 1
Matrix: Soil
Workgroup Number: WG141212
Collect Date: 14-MAY-03
Sample Tag: 01

Prep Method: 3050B
Analytical Method: 6010B
Analyst: JYH
Dilution: 1
Units: mg/kg
Percent Solid: 91.5

Instrument: IRIS-ICP
Prep Date: 05/20/2003 07:15
Cal Date: 05/21/2003 09:27
Run Date: 05/21/2003 10:16
File ID: IR.052103.101600

Analyte	CAS. Number	Result	Qual	RL	MDL
Aluminum, Total	7429-90-5	7710		1080	541
Silver, Total	7440-22-4		U	108	13.5
Barium, Total	7440-39-3	43.2		27.0	5.41
Beryllium, Total	7440-41-7		U	27.0	0.649
Calcium, Total	7440-70-2	26100		541	270
Cadmium, Total	7440-43-9		U	27.0	2.70
Cobalt, Total	7440-48-4		U	54.1	6.49
Chromium, Total	7440-47-3	11.3	J	54.1	6.49
Copper, Total	7440-50-8		U	54.1	27.0
Iron, Total	7439-89-6	18700		108	54.1
Potassium, Total	7440-09-7		U	2700	1350
Magnesium, Total	7439-95-4	7720		1350	649
Manganese, Total	7439-96-5	338		27.0	5.41
Sodium, Total	7440-23-5		U	1350	270
Nickel, Total	7440-02-0		U	108	27.0
Vanadium, Total	7440-62-2	14.5	J	27.0	13.5
Zinc, Total	7440-66-6	50.1	J	54.1	27.0

J This compound was detected at a level above the method detection limit, but below the reporting limit.
U This analyte was not detected in the sample.

Sample Number: L0305456-01
Client ID: BACKFILL 1
Matrix: Soil
Workgroup Number: WG141080
Collect Date: 14-MAY-03
Sample Tag: DL01

Prep Method: 3051
Analytical Method: 6020A
Analyst: JYH
Dilution: 4
Units: mg/kg
Percent Solid: 91.5

Instrument: ELAN-ICP
Prep Date: 05/19/2003 12:30
Cal Date: 05/20/2003 11:10
Run Date: 05/20/2003 15:05
File ID: EL.052003.150520

Analyte	CAS. Number	Result	Qual	RL	MDL
Arsenic, Total	7440-38-2	3.54		0.546	0.273
Lead, Total	7439-92-1	9.03		0.546	0.273
Antimony, Total	7440-36-0		U	0.219	0.109
Selenium, Total	7782-49-2	0.364		0.219	0.109
Thallium, Total	7440-28-0		U	0.109	0.0546

U This analyte was not detected in the sample.

Sample Number: L0305456-01
Client ID: BACKFILL 1
Matrix: Soil
Workgroup Number: WG141254
Collect Date: 14-MAY-03
Sample Tag: 01

Prep Method: METHOD
Analytical Method: 7471A
Analyst: KHR
Dilution: 1
Units: mg/kg
Percent Solid: 91.5

Instrument: PS202
Prep Date: 05/19/2003 11:30
Cal Date: 05/21/2003 14:35
Run Date: 05/21/2003 14:46
File ID: PS.052103.144613

Analyte	CAS. Number	Result	Qual	RL	MDL
Mercury, Total	7439-97-6		U	0.273	0.0197

U This analyte was not detected in the sample.

Report Number: L0305456
Report Date : May 23, 2003

Sample Number: L0305456-01
Client ID: BACKFILL 1
Matrix: Soil
Workgroup Number: WG141100
Collect Date: 14-MAY-03
Sample Tag: 01

Prep Method: 3550B
Analytical Method: 8081A
Analyst: ECL
Dilution: 1
Units: ug/kg
Percent Solid: 91.5

Instrument: HP9
Prep Date: 05/19/2003 08:15
Cal Date: 05/09/2003 19:51
Run Date: 05/20/2003 18:48
File ID: 9G23344.R

Analyte	CAS. Number	Result	Qual	RL	MDL
alpha-BHC	319-84-6		U	1.80	0.437
beta-BHC	319-85-7		U	1.80	0.437
delta-BHC	319-86-8		U	1.80	0.437
gamma-BHC (Lindane)	58-89-9		U	1.80	0.437
Heptachlor	76-44-8		U	1.80	0.437
Aldrin	309-00-2		U	1.80	0.437
Heptachlor epoxide	1024-57-3		U	1.80	0.437
Endosulfan I	959-98-8		U	1.80	0.437
Dieldrin	60-57-1		U	3.60	0.901
4,4'-DDE	72-55-9		U	3.60	0.901
Endrin	72-20-8		U	3.60	0.901
Endosulfan II	33213-65-9		U	3.60	0.901
4,4'-DDD	72-54-8		U	3.60	0.901
Endosulfan sulfate	1031-07-8		U	3.60	0.901
4,4'-DDT	50-29-3		U	3.60	0.901
Methoxychlor	72-43-5		U	18.0	0.901
Endrin ketone	53494-70-5		U	3.60	0.901
Endrin aldehyde	7421-93-4		U	3.60	0.901
alpha Chlordane	5103-71-9		U	1.80	0.437
gamma Chlordane	5103-74-2		U	1.80	0.437
Toxaphene	8001-35-2		U	36.0	18.2

Analyte	% Recovery	Lower	Upper	Qual
2,4,5,6-Tetrachloro-m-xylene	83.1	39	130	
Decachlorobiphenyl	98.8	33	143	

U This analyte was not detected in the sample.

Sample Number: L0305456-01
Client ID: BACKFILL 1
Matrix: Soil
Workgroup Number: WG141113
Collect Date: 14-MAY-03
Sample Tag: 01

Prep Method: 3550B
Analytical Method: 8082
Analyst: ECL
Dilution: 1
Units: ug/kg
Percent Solid: 91.5

Instrument: HP4
Prep Date: 05/19/2003 08:15
Cal Date: 05/02/2003 15:00
Run Date: 05/20/2003 20:22
File ID: 4GF17858

Analyte	CAS. Number	Result	Qual	RL	MDL
Aroclor-1016	12674-11-2		U	18.0	9.01
Aroclor-1221	11104-28-2		U	18.0	9.01
Aroclor-1232	11141-16-5		U	18.0	9.01
Aroclor-1242	53469-21-9		U	18.0	9.01
Aroclor-1248	12672-29-6		U	18.0	9.01
Aroclor-1254	11097-69-1		U	18.0	9.01
Aroclor-1260	11096-82-5		U	18.0	9.01

Analyte	% Recovery	Lower	Upper	Qual
2,4,5,6-Tetrachloro-M-Xylene	92.6	29	133	
Decachlorobiphenyl	100	30	173	

U This analyte was not detected in the sample.

Sample Number: L0305456-01
Client ID: BACKFILL 1
Matrix: Soil
Workgroup Number: WG141092
Collect Date: 14-MAY-03
Sample Tag: 01

Prep Method: METHOD
Analytical Method: 8151A
Analyst: ECL
Dilution: 1
Units: ug/kg
Percent Solid: 91.5

Instrument: HP1
Prep Date: 05/19/2003 15:35
Cal Date: 04/30/2003 13:37
Run Date: 05/20/2003 16:38
File ID: 1G6001.R

Analyte	CAS. Number	Result	Qual	RL	MDL
2,4-D	94-75-7		U	43.7	21.8
2,4-DB	94-82-6		U	43.7	21.8
2,4,5-T	93-76-5		U	4.37	2.18
2,4,5-TP (Silvex)	93-72-1		U	3.27	1.64
Dalapon	75-99-0		U	109	54.6
Dicamba	1918-00-9		U	4.37	2.18
Dichloroprop	120-36-5		U	43.7	21.8
Dinoseb	88-85-7		U	21.8	10.9
MCPA	94-74-6		U	4370	2180
MCPP	93-65-2		U	4370	2180
Pentachlorophenol	87-86-5		U	4.37	2.18

Analyte	% Recovery	Lower	Upper	Qual
2,4-Dichlorophenylacetic acid	62.7	51	146	

U This analyte was not detected in the sample.

Sample Number: L0305456-01
Client ID: BACKFILL 1
Matrix: Soil
Workgroup Number: WG140944
Collect Date: 14-MAY-03

Prep Method: 5030B
Analytical Method: 8260B
Analyst: CMS
Dilution: 1
Units: ug/kg
Percent Solid: 91.5

Instrument: HPMS11
Prep Date: 05/19/2003 11:35
Cal Date: 05/15/2003 09:38
Run Date: 05/19/2003 11:35
File ID: 11M15115

Analyte	CAS. Number	Result	Qual	RL	MDL
Acetone	67-64-1		U	109	5.46
Benzene	71-43-2		U	5.46	0.546
Bromobenzene	108-86-1		U	5.46	0.546
Bromochloromethane	74-97-5		U	5.46	0.546
Bromodichloromethane	75-27-4		U	5.46	0.546
Bromoform	75-25-2		U	5.46	0.546
Bromomethane	74-83-9		U	10.9	1.09
2-Butanone	78-93-3		U	109	2.73
n-Butylbenzene	104-51-8		U	5.46	0.546
sec-Butylbenzene	135-98-8		U	5.46	0.546
tert-Butylbenzene	98-06-6		U	5.46	0.546
Carbon disulfide	75-15-0		U	5.46	0.546
Carbon tetrachloride	56-23-5		U	5.46	0.546
Chlorobenzene	108-90-7		U	5.46	0.546
Chlorodibromomethane	124-48-1		U	5.46	0.546
Chloroethane	75-00-3		U	10.9	1.09
2-Chloroethyl vinyl ether	110-75-8		U	10.9	0.546
Chloroform	67-66-3		U	5.46	0.546
Chloromethane	74-87-3		U	10.9	2.19
2-Chlorotoluene	95-49-8		U	5.46	0.546
4-Chlorotoluene	106-43-4		U	5.46	0.546
1,2-Dibromo-3-chloropropane	96-12-8		U	5.46	1.09
1,2-Dibromoethane	106-93-4		U	5.46	0.546
Dibromomethane	74-95-3		U	5.46	0.546
1,2-Dichlorobenzene	95-50-1		U	5.46	0.546
1,3-Dichlorobenzene	541-73-1		U	5.46	0.546
1,4-Dichlorobenzene	106-46-7		U	5.46	0.546
Dichlorodifluoromethane	75-71-8		U	10.9	1.09
1,1-Dichloroethane	75-34-3		U	5.46	1.09
1,2-Dichloroethane	107-06-2		U	5.46	0.546
1,1-Dichloroethene	75-35-4		U	5.46	0.546
cis-1,2-Dichloroethene	156-59-2		U	5.46	0.546
trans-1,2-Dichloroethene	156-60-5		U	5.46	0.546

Sample Number: L0305456-01
Client ID: BACKFILL 1
Matrix: Soil
Workgroup Number: WG140944
Collect Date: 14-MAY-03

Prep Method: 5030B
Analytical Method: 8260B
Analyst: CMS
Dilution: 1
Units: ug/kg
Percent Solid: 91.5

Instrument: HPMS11
Prep Date: 05/19/2003 11:35
Cal Date: 05/15/2003 09:38
Run Date: 05/19/2003 11:35
File ID: 11M15115

Analyte	CAS. Number	Result	Qual	RL	MDL
1,2-Dichloropropane	78-87-5		U	5.46	0.546
1,3-Dichloropropane	142-28-9		U	5.46	0.546
2,2-Dichloropropane	594-20-7		U	5.46	0.546
cis-1,3-Dichloropropene	10061-01-5		U	5.46	0.546
trans-1,3-Dichloropropene	10061-02-6		U	5.46	0.546
1,1-Dichloropropene	563-58-6		U	5.46	0.546
Ethylbenzene	100-41-4		U	5.46	0.546
2-Hexanone	591-78-6		U	10.9	2.73
Hexachlorobutadiene	87-68-3		U	5.46	0.546
Isopropylbenzene	98-82-8		U	5.46	0.546
p-Isopropyltoluene	99-87-6		U	5.46	0.546
4-Methyl-2-pentanone	108-10-1		U	10.9	2.73
Methylene chloride	75-09-2		U	5.46	1.09
Naphthalene	91-20-3		U	10.9	0.546
n-Propylbenzene	103-65-1		U	5.46	0.546
Styrene	100-42-5		U	5.46	0.546
1,1,1,2-Tetrachloroethane	630-20-6		U	5.46	0.546
1,1,2,2-Tetrachloroethane	79-34-5		U	5.46	0.546
Tetrachloroethene	127-18-4		U	5.46	0.546
Toluene	108-88-3		U	5.46	0.546
1,2,3-Trichlorobenzene	87-61-6		U	5.46	0.546
1,2,4-Trichlorobenzene	120-82-1		U	5.46	0.546
1,1,1-Trichloroethane	71-55-6		U	5.46	0.546
1,1,2-Trichloroethane	79-00-5		U	5.46	0.546
Trichloroethene	79-01-6		U	5.46	0.546
Trichlorofluoromethane	75-69-4		U	10.9	1.09
1,2,3-Trichloropropane	96-18-4		U	5.46	0.699
1,2,4-Trimethylbenzene	95-63-6		U	5.46	0.546
1,3,5-Trimethylbenzene	108-67-8		U	5.46	0.546
Vinyl acetate	108-05-4		U	10.9	1.09
Vinyl chloride	75-01-4		U	10.9	1.09
o-Xylene	95-47-6		U	5.46	0.546
m-,p-Xylene	136777-61-2		U	5.46	0.546

Analyte	% Recovery	Lower	Upper	Qual
Dibromofluoromethane	99.0	80	120	
1,2-Dichloroethane-d4	95.6	80	120	
Toluene-d8	108	81	117	
4-Bromofluorobenzene	103	74	121	

U This analyte was not detected in the sample.

Sample Number: L0305456-01
Client ID: BACKFILL 1
Matrix: Soil
Workgroup Number: WG141184
Collect Date: 14-MAY-03
Sample Tag: 01

Prep Method: 3550B
Analytical Method: 8270C
Analyst: CLK
Dilution: 1
Units: ug/kg
Percent Solid: 91.5

Instrument: HPMS4
Prep Date: 05/19/2003 12:30
Cal Date: 05/13/2003 15:05
Run Date: 05/20/2003 11:47
File ID: 4M18851

Analyte	CAS. Number	Result	Qual	RL	MDL
Phenol	108-95-2		U	180	90.0
Bis(2-Chloroethyl)ether	111-44-4		U	180	90.0
2-Chlorophenol	95-57-8		U	180	90.0
1,3-Dichlorobenzene	541-73-1		U	180	90.0
1,4-Dichlorobenzene	106-46-7		U	180	90.0
[illegible]yl alcohol	100-51-6		U	180	90.0
1,2-Dichlorobenzene	95-50-1		U	180	90.0
2-Methylphenol	95-48-7		U	180	90.0

KEMRON ENVIRONMENTAL SERVICES

Report Number: L0305456
Report Date : May 23, 2003

Sample Number: L0305456-01
Client ID: BACKFILL 1
Matrix: Soil
Workgroup Number: WG141184
Collect Date: 14-MAY-03
Sample Tag: 01

Prep Method: 3550B
Analytical Method: 8270C
Analyst: CLK
Dilution: 1
Units: ug/kg
Percent Solid: 91.5

Instrument: HPMS4
Prep Date: 05/19/2003 12:30
Cal Date: 05/13/2003 15:05
Run Date: 05/20/2003 11:47
File ID: 4M18851

Analyte	CAS. Number	Result	Qual	RL	MDL
3-,4-Methylphenol	106-44-5		U	180	90.0
bis(2-Chloroisopropyl)ether	108-60-1		U	180	90.0
N-Nitrosodipropylamine	621-64-7		U	180	90.0
Hexachloroethane	67-72-1		U	180	90.0
Nitrobenzene	98-95-3		U	180	90.0
Isophorone	78-59-1		U	180	90.0
2-Nitrophenol	88-75-5		U	180	90.0
2,4-Dimethylphenol	105-67-9		U	180	90.0
Benzoic acid	65-85-0		U	900	360
Bis(2-Chloroethoxy)Methane	111-91-1		U	180	90.0
2,4-Dichlorophenol	120-83-2		U	180	90.0
1,2,4-Trichlorobenzene	120-82-1		U	180	90.0
Naphthalene	91-20-3		U	180	90.0
4-Chloroaniline	106-47-8		U	180	90.0
Hexachlorobutadiene	87-68-3		U	180	90.0
4-Chloro-3-methylphenol	59-50-7		U	180	90.0
2-Methylnaphthalene	91-57-6		U	180	90.0
Hexachlorocyclopentadiene	77-47-4		U	180	90.0
2,4,6-Trichlorophenol	88-06-2		U	180	90.0
2,4,5-Trichlorophenol	95-95-4		U	180	90.0
2-Chloronaphthalene	91-58-7		U	180	90.0
2-Nitroaniline	88-74-4		U	900	360
Dimethylphthalate	131-11-3		U	180	90.0
Acenaphthylene	208-96-8		U	180	90.0
2,6-Dinitrotoluene	606-20-2		U	180	90.0
3-Nitroaniline	99-09-2		U	900	360
Acenaphthene	83-32-9		U	180	90.0
2,4-Dinitrophenol	51-28-5		U	900	360
4-Nitrophenol	100-02-7		U	900	360
Dibenzofuran	132-64-9		U	180	90.0
2,4-Dinitrotoluene	121-14-2		U	180	90.0
Diethylphthalate	84-66-2		U	180	90.0
4-Chlorophenyl-phenyl ether	7005-72-3		U	180	90.0
Fluorene	86-73-7		U	180	90.0
4-Nitroaniline	100-01-6		U	900	360
4,6-Dinitro-2-methylphenol	534-52-1		U	900	360
N-Nitrosodiphenylamine	86-30-6		U	180	90.0
4-Bromophenyl-phenylether	101-55-3		U	180	90.0
Hexachlorobenzene	118-74-1		U	180	90.0
Pentachlorophenol	87-86-5		U	900	360
Phenanthrene	85-01-8		U	180	90.0
Anthracene	120-12-7		U	180	90.0
Di-N-Butylphthalate	84-74-2		U	180	90.0
Fluoranthene	206-44-0		U	180	90.0
Pyrene	129-00-0		U	180	90.0
Butylbenzylphthalate	85-68-7		U	180	90.0
3,3'-Dichlorobenzidine	91-94-1		U	360	180
Benzo(a)anthracene	56-55-3		U	180	90.0
Chrysene	218-01-9		U	180	90.0
bis(2-Ethylhexyl)phthalate	117-81-7		U	180	90.0
Di-n-octylphthalate	117-84-0		U	180	90.0
Benzo(b)fluoranthene	205-99-2		U	180	90.0
Benzo(k)fluoranthene	207-08-9		U	180	90.0
Benzo(a)pyrene	50-32-8		U	180	90.0
Indeno(1,2,3-cd)pyrene	193-39-5		U	180	90.0
Dibenzo(a,h)Anthracene	53-70-3		U	180	90.0
Benzo(g,h,i)Perylene	191-24-2		U	180	90.0

0016

Report Number: L0305456
Report Date : May 23, 2003

Sample Number: L0305456-01
Client ID: BACKFILL 1
Matrix: Soil
Workgroup Number: WG141184
Collect Date: 14-MAY-03
Sample Tag: 01

Prep Method: 3550B
Analytical Method: 8270C
Analyst: CLK
Dilution: 1
Units: ug/kg
Percent Solid: 91.5

Instrument: HPMS4
Prep Date: 05/19/2003 12:30
Cal Date: 05/13/2003 15:05
Run Date: 05/20/2003 11:47
File ID: 4M18851

Analyte	% Recovery	Lower	Upper	Qual
2-Fluorophenol	46.5	25	121	
Phenol-d5	53.5	24	113	
Nitrobenzene-d5	57.8	23	120	
2-Fluorobiphenyl	62.2	30	115	
2,4,6-Tribromophenol	48.0	19	122	
p-Terphenyl-d14	84.4	18	137	

U This analyte was not detected in the sample.

Sample Number: L0305456-01
Client ID: BACKFILL 1
Matrix: Soil
Workgroup Number: WG141013
Collect Date: 14-MAY-03

Prep Method: D2216-90
Analytical Method: D2216-90
Analyst: TMM
Dilution: 1
Units: weight %

Instrument: OVEN
Prep Date: 05/19/2003 14:15
Cal Date:
Run Date: 05/19/2003 14:15
File ID:

Analyte	CAS. Number	Result	Qual	RL	MDL
Percent Solids	10-02-6	91.5		1.00	1.00

Sample Number: L0305456-02
Client ID: BACKFILL 2
Matrix: Soil
Workgroup Number: WG141212
Collect Date: 14-MAY-03
Sample Tag: 01

Prep Method: 3050B
Analytical Method: 6010B
Analyst: JYH
Dilution: 1
Units: mg/kg
Percent Solid: 96.4

Instrument: IRIS-ICP
Prep Date: 05/20/2003 07:15
Cal Date: 05/21/2003 09:27
Run Date: 05/21/2003 10:25
File ID: IR.052103.102500

Analyte	CAS. Number	Result	Qual	RL	MDL
Aluminum, Total	7429-90-5	8230		1050	524
Silver, Total	7440-22-4		U	105	13.1
Barium, Total	7440-39-3	61.4		26.2	5.24
Beryllium, Total	7440-41-7		U	26.2	0.629
Calcium, Total	7440-70-2	31700		524	262
Cadmium, Total	7440-43-9		U	26.2	2.62
Cobalt, Total	7440-48-4	7.11	J	52.4	6.29
Chromium, Total	7440-47-3	11.8	J	52.4	6.29
Copper, Total	7440-50-8		U	52.4	26.2
Iron, Total	7439-89-6	20400		105	52.4
Potassium, Total	7440-09-7		U	2620	1310
Magnesium, Total	7439-95-4	9790		1310	629
Manganese, Total	7439-96-5	390		26.2	5.24
Sodium, Total	7440-23-5		U	1310	262
Nickel, Total	7440-02-0		U	105	26.2
Vanadium, Total	7440-62-2	14.8	J	26.2	13.1
Zinc, Total	7440-66-6	54.6		52.4	26.2

J This compound was detected at a level above the method detection limit, but below the reporting limit.
U This analyte was not detected in the sample.

Report Number: L0305456
Report Date : May 23, 2003

Sample Number: L0305456-02
Client ID: BACKFILL 2
Matrix: Soil
Workgroup Number: WG141080
Collect Date: 14-MAY-03
Sample Tag: DL01

Prep Method: 3051
Analytical Method: 6020A
Analyst: JYH
Dilution: 4
Units: mg/kg
Percent Solid: 96.4

Instrument: ELAN-ICP
Prep Date: 05/19/2003 12:30
Cal Date: 05/20/2003 11:10
Run Date: 05/20/2003 15:29
File ID: EL.052003.152945

Analyte	CAS. Number	Result	Qual	RL	MDL
Arsenic, Total	7440-38-2	4.63		0.489	0.245
Lead, Total	7439-92-1	10.3		0.489	0.245
Antimony, Total	7440-36-0		U	0.196	0.0978
Selenium, Total	7782-49-2	0.445		0.196	0.0978
Thallium, Total	7440-28-0	0.0912	J	0.0978	0.0489

J This compound was detected at a level above the method detection limit, but below the reporting limit.
U This analyte was not detected in the sample.

Sample Number: L0305456-02
Client ID: BACKFILL 2
Matrix: Soil
Workgroup Number: WG141254
Collect Date: 14-MAY-03
Sample Tag: 01

Prep Method: METHOD
Analytical Method: 7471A
Analyst: KHR
Dilution: 1
Units: mg/kg
Percent Solid: 96.4

Instrument: PS202
Prep Date: 05/19/2003 11:30
Cal Date: 05/21/2003 14:35
Run Date: 05/21/2003 14:48
File ID: PS.052103.144835

Analyte	CAS. Number	Result	Qual	RL	MDL
Mercury, Total	7439-97-6		U	0.259	0.0187

U This analyte was not detected in the sample.

Sample Number: L0305456-02
Client ID: BACKFILL 2
Matrix: Soil
Workgroup Number: WG141100
Collect Date: 14-MAY-03
Sample Tag: 01

Prep Method: 3550B
Analytical Method: 8081A
Analyst: ECL
Dilution: 1
Units: ug/kg
Percent Solid: 96.4

Instrument: HP9
Prep Date: 05/19/2003 08:15
Cal Date: 05/09/2003 19:51
Run Date: 05/20/2003 19:13
File ID: 9G23345.R

Analyte	CAS. Number	Result	Qual	RL	MDL
alpha-BHC	319-84-6		U	1.71	0.414
beta-BHC	319-85-7		U	1.71	0.414
delta-BHC	319-86-8		U	1.71	0.414
gamma-BHC (Lindane)	58-89-9		U	1.71	0.414
Heptachlor	76-44-8		U	1.71	0.414
Aldrin	309-00-2		U	1.71	0.414
Heptachlor epoxide	1024-57-3		U	1.71	0.414
Endosulfan I	959-98-8		U	1.71	0.414
Dieldrin	60-57-1		U	3.42	0.854
4,4'-DDE	72-55-9		U	3.42	0.854
Endrin	72-20-8		U	3.42	0.854
Endosulfan II	33213-65-9		U	3.42	0.854
4,4'-DDD	72-54-8		U	3.42	0.854
Endosulfan sulfate	1031-07-8		U	3.42	0.854
4,4'-DDT	50-29-3		U	3.42	0.854
Methoxychlor	72-43-5		U	17.1	0.854
Endrin ketone	53494-70-5		U	3.42	0.854
Endrin aldehyde	7421-93-4		U	3.42	0.854
alpha Chlordane	5103-71-9		U	1.71	0.414
gamma Chlordane	5103-74-2		U	1.71	0.414
Toxaphene	8001-35-2		U	34.2	17.3

0018

Sample Number: L0305456-02
Client ID: BACKFILL 2
Matrix: Soil
Workgroup Number: WG141100
Collect Date: 14-MAY-03
Sample Tag: 01

Prep Method: 3550B
Analytical Method: 8081A
Analyst: ECL
Dilution: 1
Units: ug/kg
Percent Solid: 96.4

Instrument: HP9
Prep Date: 05/19/2003 08:15
Cal Date: 05/09/2003 19:51
Run Date: 05/20/2003 19:13
File ID: 9G23345.R

Analyte	% Recovery	Lower	Upper	Qual
2,4,5,6-Tetrachloro-m-xylene	82.3	39	130	
Decachlorobiphenyl	102	33	143	

U This analyte was not detected in the sample.

Sample Number: L0305456-02
Client ID: BACKFILL 2
Matrix: Soil
Workgroup Number: WG141113
Collect Date: 14-MAY-03
Sample Tag: 01

Prep Method: 3550B
Analytical Method: 8082
Analyst: ECL
Dilution: 1
Units: ug/kg
Percent Solid: 96.4

Instrument: HP4
Prep Date: 05/19/2003 08:15
Cal Date: 05/02/2003 15:00
Run Date: 05/20/2003 20:40
File ID: 4GF17859

Analyte	CAS. Number	Result	Qual	RL	MDL
Aroclor-1016	12674-11-2		U	17.1	8.54
Aroclor-1221	11104-28-2		U	17.1	8.54
Aroclor-1232	11141-16-5		U	17.1	8.54
Aroclor-1242	53469-21-9		U	17.1	8.54
Aroclor-1248	12672-29-6		U	17.1	8.54
Aroclor-1254	11097-69-1		U	17.1	8.54
Aroclor-1260	11096-82-5		U	17.1	8.54

Analyte	% Recovery	Lower	Upper	Qual
2,4,5,6-Tetrachloro-M-Xylene	80.5	29	133	
Decachlorobiphenyl	95.6	30	173	

U This analyte was not detected in the sample.

Sample Number: L0305456-02
Client ID: BACKFILL 2
Matrix: Soil
Workgroup Number: WG141092
Collect Date: 14-MAY-03
Sample Tag: 01

Prep Method: METHOD
Analytical Method: 8151A
Analyst: ECL
Dilution: 1
Units: ug/kg
Percent Solid: 96.4

Instrument: HP1
Prep Date: 05/19/2003 15:35
Cal Date: 04/30/2003 13:37
Run Date: 05/20/2003 17:13
File ID: 1G6002.R

Analyte	CAS. Number	Result	Qual	RL	MDL
2,4-D	94-75-7		U	409	205
2,4-DB	94-82-6		U	409	205
2,4,5-T	93-76-5		U	40.9	20.5
2,4,5-TP (Silvex)	93-72-1		U	30.7	15.3
Dalapon	75-99-0		U	1020	511
Dicamba	1918-00-9		U	40.9	20.5
Dichloroprop	120-36-5		U	409	205
Dinoseb	88-85-7		U	205	102
MCPA	94-74-6		U	40900	20500
MCPP	93-65-2		U	40900	20500
Pentachlorophenol	87-86-5		U	40.9	20.5

Analyte	% Recovery	Lower	Upper	Qual
2,4-Dichlorophenylacetic acid	72.7	51	146	

U This analyte was not detected in the sample.

KEMRON ENVIRONMENTAL SERVICES

Report Number: L0305456
Report Date : May 23, 2003

Sample Number: L0305456-02
Client ID: BACKFILL 2
Matrix: Soil
Workgroup Number: WG140944
Collect Date: 14-MAY-03

Prep Method: 5030B
Analytical Method: 8260B
Analyst: CMS
Dilution: 1
Units: ug/kg
Percent Solid: 96.4

Instrument: HPMS11
Prep Date: 05/19/2003 12:05
Cal Date: 05/15/2003 09:38
Run Date: 05/19/2003 12:05
File ID: 11M15116

Analyte	CAS. Number	Result	Qual	RL	MDL
Acetone	67-64-1		U	104	5.19
Benzene	71-43-2		U	5.19	0.519
Bromobenzene	108-86-1		U	5.19	0.519
Bromochloromethane	74-97-5		U	5.19	0.519
Bromodichloromethane	75-27-4		U	5.19	0.519
Bromoform	75-25-2		U	5.19	0.519
Bromomethane	74-83-9		U	10.4	1.04
2-Butanone	78-93-3		U	104	2.59
n-Butylbenzene	104-51-8		U	5.19	0.519
sec-Butylbenzene	135-98-8		U	5.19	0.519
tert-Butylbenzene	98-06-6		U	5.19	0.519
Carbon disulfide	75-15-0		U	5.19	0.519
Carbon tetrachloride	56-23-5		U	5.19	0.519
Chlorobenzene	108-90-7		U	5.19	0.519
Chlorodibromomethane	124-48-1		U	5.19	0.519
Chloroethane	75-00-3		U	10.4	1.04
2-Chloroethyl vinyl ether	110-75-8		U	10.4	0.519
Chloroform	67-66-3		U	5.19	0.519
Chloromethane	74-87-3		U	10.4	2.07
2-Chlorotoluene	95-49-8		U	5.19	0.519
4-Chlorotoluene	106-43-4		U	5.19	0.519
1,2-Dibromo-3-chloropropane	96-12-8		U	5.19	1.04
1,2-Dibromoethane	106-93-4		U	5.19	0.519
Dibromomethane	74-95-3		U	5.19	0.519
1,2-Dichlorobenzene	95-50-1		U	5.19	0.519
1,3-Dichlorobenzene	541-73-1		U	5.19	0.519
1,4-Dichlorobenzene	106-46-7		U	5.19	0.519
Dichlorodifluoromethane	75-71-8		U	10.4	1.04
1,1-Dichloroethane	75-34-3		U	5.19	1.04
1,2-Dichloroethane	107-06-2		U	5.19	0.519
1,1-Dichloroethene	75-35-4		U	5.19	0.519
cis-1,2-Dichloroethene	156-59-2		U	5.19	0.519
trans-1,2-Dichloroethene	156-60-5		U	5.19	0.519
1,2-Dichloropropane	78-87-5		U	5.19	0.519
1,3-Dichloropropane	142-28-9		U	5.19	0.519
2,2-Dichloropropane	594-20-7		U	5.19	0.519
cis-1,3-Dichloropropene	10061-01-5		U	5.19	0.519
trans-1,3-Dichloropropene	10061-02-6		U	5.19	0.519
1,1-Dichloropropene	563-58-6		U	5.19	0.519
Ethylbenzene	100-41-4		U	5.19	0.519
2-Hexanone	591-78-6		U	10.4	2.59
Hexachlorobutadiene	87-68-3		U	5.19	0.519
Isopropylbenzene	98-82-8		U	5.19	0.519
p-Isopropyltoluene	99-87-6		U	5.19	0.519
4-Methyl-2-pentanone	108-10-1		U	10.4	2.59
Methylene chloride	75-09-2		U	5.19	1.04
Naphthalene	91-20-3		U	10.4	0.519
n-Propylbenzene	103-65-1		U	5.19	0.519
Styrene	100-42-5		U	5.19	0.519
1,1,1,2-Tetrachloroethane	630-20-6		U	5.19	0.519
1,1,2,2-Tetrachloroethane	79-34-5		U	5.19	0.519
Tetrachloroethene	127-18-4		U	5.19	0.519
Toluene	108-88-3		U	5.19	0.519
1,2,3-Trichlorobenzene	87-61-6		U	5.19	0.519
1,2,4-Trichlorobenzene	120-82-1		U	5.19	0.519
1,1,1-Trichloroethane	71-55-6		U	5.19	0.519
1,1,2-Trichloroethane	79-00-5		U	5.19	0.519
Trichloroethene	79-01-6		U	5.19	0.519
Trichlorofluoromethane	75-69-4		U	10.4	1.04

Sample Number: L0305456-02
Client ID: BACKFILL 2
Matrix: Soil
Workgroup Number: WG140944
Collect Date: 14-MAY-03

Prep Method: 5030B
Analytical Method: 8260B
Analyst: CMS
Dilution: 1
Units: ug/kg
Percent Solid: 96.4

Instrument: HPMS11
Prep Date: 05/19/2003 12:05
Cal Date: 05/15/2003 09:38
Run Date: 05/19/2003 12:05
File ID: 11M15116

Analyte	CAS. Number	Result	Qual	RL	MDL
1,2,3-Trichloropropane	96-18-4		U	5.19	0.664
1,2,4-Trimethylbenzene	95-63-6		U	5.19	0.519
1,3,5-Trimethylbenzene	108-67-8		U	5.19	0.519
Vinyl acetate	108-05-4		U	10.4	1.04
Vinyl chloride	75-01-4		U	10.4	1.04
o-Xylene	95-47-6		U	5.19	0.519
m-,p-Xylene	136777-61-2		U	5.19	0.519

Analyte	% Recovery	Lower	Upper	Qual
Dibromofluoromethane	100	80	120	
1,2-Dichloroethane-d4	97.3	80	120	
Toluene-d8	107	81	117	
4-Bromofluorobenzene	104	74	121	

U This analyte was not detected in the sample.

Sample Number: L0305456-02
Client ID: BACKFILL 2
Matrix: Soil
Workgroup Number: WG141184
Collect Date: 14-MAY-03
Sample Tag: 01

Prep Method: 3550B
Analytical Method: 8270C
Analyst: CLK
Dilution: 1
Units: ug/kg
Percent Solid: 96.4

Instrument: HPMS4
Prep Date: 05/19/2003 12:30
Cal Date: 05/13/2003 15:05
Run Date: 05/20/2003 12:21
File ID: 4M18852

Analyte	CAS. Number	Result	Qual	RL	MDL
Phenol	108-95-2		U	171	85.5
Bis(2-Chloroethyl)ether	111-44-4		U	171	85.5
2-Chlorophenol	95-57-8		U	171	85.5
1,3-Dichlorobenzene	541-73-1		U	171	85.5
1,4-Dichlorobenzene	106-46-7		U	171	85.5
Benzyl alcohol	100-51-6		U	171	85.5
1,2-Dichlorobenzene	95-50-1		U	171	85.5
2-Methylphenol	95-48-7		U	171	85.5
3-,4-Methylphenol	106-44-5		U	171	85.5
bis(2-Chloroisopropyl)ether	108-60-1		U	171	85.5
N-Nitrosodipropylamine	621-64-7		U	171	85.5
Hexachloroethane	67-72-1		U	171	85.5
Nitrobenzene	98-95-3		U	171	85.5
Isophorone	78-59-1		U	171	85.5
2-Nitrophenol	88-75-5		U	171	85.5
2,4-Dimethylphenol	105-67-9		U	171	85.5
Benzoic acid	65-85-0		U	855	342
Bis(2-Chloroethoxy)Methane	111-91-1		U	171	85.5
2,4-Dichlorophenol	120-83-2		U	171	85.5
1,2,4-Trichlorobenzene	120-82-1		U	171	85.5
Naphthalene	91-20-3		U	171	85.5
4-Chloroaniline	106-47-8		U	171	85.5
Hexachlorobutadiene	87-68-3		U	171	85.5
4-Chloro-3-methylphenol	59-50-7		U	171	85.5
2-Methylnaphthalene	91-57-6		U	171	85.5
Hexachlorocyclopentadiene	77-47-4		U	171	85.5
2,4,6-Trichlorophenol	88-06-2		U	171	85.5
2,4,5-Trichlorophenol	95-95-4		U	171	85.5
2-Chloronaphthalene	91-58-7		U	171	85.5
2-Nitroaniline	88-74-4		U	855	342
Dimethylphthalate	131-11-3		U	171	85.5
[illegible]aphthylene	208-96-8		U	171	85.5
2,6-Dinitrotoluene	606-20-2		U	171	85.5
3-Nitroaniline	99-09-2		U	855	342

KEMRON ENVIRONMENTAL SERVICES

Report Number: L0305456
Report Date : May 23, 2003

Sample Number: L0305456-02
Client ID: BACKFILL 2
Matrix: Soil
Workgroup Number: WG141184
Collect Date: 14-MAY-03
Sample Tag: 01

Prep Method: 3550B
Analytical Method: 8270C
Analyst: CLK
Dilution: 1
Units: ug/kg
Percent Solid: 96.4

Instrument: HPMS4
Prep Date: 05/19/2003 12:30
Cal Date: 05/13/2003 15:05
Run Date: 05/20/2003 12:21
File ID: 4M18852

Analyte	CAS. Number	Result	Qual	RL	MDL
Acenaphthene	83-32-9		U	171	85.5
2,4-Dinitrophenol	51-28-5		U	855	342
4-Nitrophenol	100-02-7		U	855	342
Dibenzofuran	132-64-9		U	171	85.5
2,4-Dinitrotoluene	121-14-2		U	171	85.5
Diethylphthalate	84-66-2		U	171	85.5
4-Chlorophenyl-phenyl ether	7005-72-3		U	171	85.5
Fluorene	86-73-7		U	171	85.5
4-Nitroaniline	100-01-6		U	855	342
4,6-Dinitro-2-methylphenol	534-52-1		U	855	342
N-Nitrosodiphenylamine	86-30-6		U	171	85.5
4-Bromophenyl-phenylether	101-55-3		U	171	85.5
Hexachlorobenzene	118-74-1		U	171	85.5
Pentachlorophenol	87-86-5		U	855	342
Phenanthrene	85-01-8		U	171	85.5
Anthracene	120-12-7		U	171	85.5
Di-N-Butylphthalate	84-74-2		U	171	85.5
Fluoranthene	206-44-0		U	171	85.5
Pyrene	129-00-0		U	171	85.5
Butylbenzylphthalate	85-68-7		U	171	85.5
3,3'-Dichlorobenzidine	91-94-1		U	342	171
Benzo(a)anthracene	56-55-3		U	171	85.5
Chrysene	218-01-9		U	171	85.5
bis(2-Ethylhexyl)phthalate	117-81-7		U	171	85.5
Di-n-octylphthalate	117-84-0		U	171	85.5
Benzo(b)fluoranthene	205-99-2		U	171	85.5
Benzo(k)fluoranthene	207-08-9		U	171	85.5
Benzo(a)pyrene	50-32-8		U	171	85.5
Indeno(1,2,3-cd)pyrene	193-39-5		U	171	85.5
Dibenzo(a,h)Anthracene	53-70-3		U	171	85.5
Benzo(g,h,i)Perylene	191-24-2		U	171	85.5

Analyte	% Recovery	Lower	Upper	Qual
2-Fluorophenol	47.8	25	121	
Phenol-d5	54.4	24	113	
Nitrobenzene-d5	59.9	23	120	
2-Fluorobiphenyl	63.2	30	115	
2,4,6-Tribromophenol	44.7	19	122	
p-Terphenyl-d14	80.4	18	137	

U This analyte was not detected in the sample.

Sample Number: L0305456-02
Client ID: BACKFILL 2
Matrix: Soil
Workgroup Number: WG141013
Collect Date: 14-MAY-03

Prep Method: D2216-90
Analytical Method: D2216-90
Analyst: TMM
Dilution: 1
Units: weight %

Instrument: OVEN
Prep Date: 05/19/2003 14:15
Cal Date:
Run Date: 05/19/2003 14:15
File ID:

Analyte	CAS. Number	Result	Qual	RL	MDL
Percent Solids	10-02-6	96.4		1.00	1.00

Report Number: L0305456
Report Date : May 23, 2003

Sample Number: L0305456-03
Client ID: BACKFILL 3
Matrix: Soil
Workgroup Number: WG141212
Collect Date: 14-MAY-03
Sample Tag: 01

Prep Method: 3050B
Analytical Method: 6010B
Analyst: JYH
Dilution: 1
Units: mg/kg
Percent Solid: 95.6

Instrument: IRIS-ICP
Prep Date: 05/20/2003 07:15
Cal Date: 05/21/2003 09:27
Run Date: 05/21/2003 10:40
File ID: IR.052103.104000

Analyte	CAS. Number	Result	Qual	RL	MDL
Aluminum, Total	7429-90-5	9680		1040	518
Silver, Total	7440-22-4		U	104	12.9
Barium, Total	7440-39-3	42.6		25.9	5.18
Beryllium, Total	7440-41-7		U	25.9	0.622
Calcium, Total	7440-70-2	43700		518	259
Cadmium, Total	7440-43-9		U	25.9	2.59
Cobalt, Total	7440-48-4	6.59	J	51.8	6.22
Chromium, Total	7440-47-3	14.0	J	51.8	6.22
Copper, Total	7440-50-8		U	51.8	25.9
Iron, Total	7439-89-6	22600		104	51.8
Potassium, Total	7440-09-7		U	2590	1290
Magnesium, Total	7439-95-4	10800		1290	622
Manganese, Total	7439-96-5	435		25.9	5.18
Sodium, Total	7440-23-5		U	1290	259
Nickel, Total	7440-02-0		U	104	25.9
Vanadium, Total	7440-62-2	16.7	J	25.9	12.9
Zinc, Total	7440-66-6	60.2		51.8	25.9

J This compound was detected at a level above the method detection limit, but below the reporting limit.
U This analyte was not detected in the sample.

Sample Number: L0305456-03
Client ID: BACKFILL 3
Matrix: Soil
Workgroup Number: WG141080
Collect Date: 14-MAY-03
Sample Tag: DL01

Prep Method: 3051
Analytical Method: 6020A
Analyst: JYH
Dilution: 4
Units: mg/kg
Percent Solid: 95.6

Instrument: ELAN-ICP
Prep Date: 05/19/2003 12:30
Cal Date: 05/20/2003 11:10
Run Date: 05/20/2003 15:15
File ID: EL.052003.151505

Analyte	CAS. Number	Result	Qual	RL	MDL
Arsenic, Total	7440-38-2	3.56		0.557	0.278
Lead, Total	7439-92-1	7.90		0.557	0.278
Antimony, Total	7440-36-0		U	0.223	0.111
Selenium, Total	7782-49-2	0.273		0.223	0.111
Thallium, Total	7440-28-0		U	0.111	0.0557

U This analyte was not detected in the sample.

Sample Number: L0305456-03
Client ID: BACKFILL 3
Matrix: Soil
Workgroup Number: WG141254
Collect Date: 14-MAY-03
Sample Tag: 01

Prep Method: METHOD
Analytical Method: 7471A
Analyst: KHR
Dilution: 1
Units: mg/kg
Percent Solid: 95.6

Instrument: PS202
Prep Date: 05/19/2003 11:30
Cal Date: 05/21/2003 14:35
Run Date: 05/21/2003 14:51
File ID: PS.052103.145153

Analyte	CAS. Number	Result	Qual	RL	MDL
Mercury, Total	7439-97-6		U	0.262	0.0188

U This analyte was not detected in the sample.

000273

Report Number: L0305456
Report Date : May 23, 2003

Sample Number: L0305456-03
Client ID: BACKFILL 3
Matrix: Soil
Workgroup Number: WG141100
Collect Date: 14-MAY-03
Sample Tag: 01

Prep Method: 3550B
Analytical Method: 8081A
Analyst: ECL
Dilution: 1
Units: ug/kg
Percent Solid: 95.6

Instrument: HP9
Prep Date: 05/19/2003 08:15
Cal Date: 05/09/2003 19:51
Run Date: 05/20/2003 19:37
File ID: 9G23346.R

Analyte	CAS. Number	Result	Qual	RL	MDL
alpha-BHC	319-84-6		U	1.73	0.418
beta-BHC	319-85-7		U	1.73	0.418
delta-BHC	319-86-8		U	1.73	0.418
gamma-BHC (Lindane)	58-89-9		U	1.73	0.418
Heptachlor	76-44-8		U	1.73	0.418
Aldrin	309-00-2		U	1.73	0.418
Heptachlor epoxide	1024-57-3		U	1.73	0.418
Endosulfan I	959-98-8		U	1.73	0.418
Dieldrin	60-57-1		U	3.45	0.863
4,4'-DDE	72-55-9		U	3.45	0.863
Endrin	72-20-8		U	3.45	0.863
Endosulfan II	33213-65-9		U	3.45	0.863
4,4'-DDD	72-54-8		U	3.45	0.863
Endosulfan sulfate	1031-07-8		U	3.45	0.863
4,4'-DDT	50-29-3		U	3.45	0.863
Methoxychlor	72-43-5		U	17.3	0.863
Endrin ketone	53494-70-5		U	3.45	0.863
Endrin aldehyde	7421-93-4		U	3.45	0.863
alpha Chlordane	5103-71-9		U	1.73	0.418
gamma Chlordane	5103-74-2		U	1.73	0.418
Toxaphene	8001-35-2		U	34.5	17.5

Analyte	% Recovery	Lower	Upper	Qual
2,4,5,6-Tetrachloro-m-xylene	99.5	39	130	
Decachlorobiphenyl	124	33	143	

U This analyte was not detected in the sample.

Sample Number: L0305456-03
Client ID: BACKFILL 3
Matrix: Soil
Workgroup Number: WG141113
Collect Date: 14-MAY-03
Sample Tag: 01

Prep Method: 3550B
Analytical Method: 8082
Analyst: ECL
Dilution: 1
Units: ug/kg
Percent Solid: 95.6

Instrument: HP4
Prep Date: 05/19/2003 08:15
Cal Date: 05/02/2003 15:00
Run Date: 05/20/2003 20:57
File ID: 4GF17860

Analyte	CAS. Number	Result	Qual	RL	MDL
Aroclor-1016	12674-11-2		U	17.3	8.63
Aroclor-1221	11104-28-2		U	17.3	8.63
Aroclor-1232	11141-16-5		U	17.3	8.63
Aroclor-1242	53469-21-9		U	17.3	8.63
Aroclor-1248	12672-29-6		U	17.3	8.63
Aroclor-1254	11097-69-1		U	17.3	8.63
Aroclor-1260	11096-82-5		U	17.3	8.63

Analyte	% Recovery	Lower	Upper	Qual
2,4,5,6-Tetrachloro-M-Xylene	85.2	29	133	
Decachlorobiphenyl	105	30	173	

U This analyte was not detected in the sample.

Report Number: L0305456
Report Date : May 23, 2003

Sample Number: L0305456-03
Client ID: BACKFILL 3
Matrix: Soil
Workgroup Number: WG141092
Collect Date: 14-MAY-03
Sample Tag: 01

Prep Method: METHOD
Analytical Method: 8151A
Analyst: ECL
Dilution: 1
Units: ug/kg
Percent Solid: 95.6

Instrument: HP1
Prep Date: 05/19/2003 15:35
Cal Date: 04/30/2003 13:37
Run Date: 05/20/2003 17:48
File ID: 1G6003.R

Analyte	CAS. Number	Result	Qual	RL	MDL
2,4-D	94-75-7		U	41.8	20.9
2,4-DB	94-82-6		U	41.8	20.9
2,4,5-T	93-76-5		U	4.18	2.09
2,4,5-TP (Silvex)	93-72-1		U	3.13	1.57
Dalapon	75-99-0		U	104	52.2
Dicamba	1918-00-9		U	4.18	2.09
Dichloroprop	120-36-5		U	41.8	20.9
Dinoseb	88-85-7		U	20.9	10.4
MCPA	94-74-6		U	4180	2090
MCPP	93-65-2		U	4180	2090
Pentachlorophenol	87-86-5		U	4.18	2.09

Analyte	% Recovery	Lower	Upper	Qual
2,4-Dichlorophenylacetic acid	59.1	51	146	

U This analyte was not detected in the sample.

Sample Number: L0305456-03
Client ID: BACKFILL 3
Matrix: Soil
Workgroup Number: WG140944
Collect Date: 14-MAY-03

Prep Method: 5030B
Analytical Method: 8260B
Analyst: CMS
Dilution: 1
Units: ug/kg
Percent Solid: 95.6

Instrument: HPMS11
Prep Date: 05/19/2003 12:36
Cal Date: 05/15/2003 09:38
Run Date: 05/19/2003 12:36
File ID: 11M15117

Analyte	CAS. Number	Result	Qual	RL	MDL
Acetone	67-64-1		U	105	5.23
Benzene	71-43-2		U	5.23	0.523
Bromobenzene	108-86-1		U	5.23	0.523
Bromochloromethane	74-97-5		U	5.23	0.523
Bromodichloromethane	75-27-4		U	5.23	0.523
Bromoform	75-25-2		U	5.23	0.523
Bromomethane	74-83-9		U	10.5	1.05
2-Butanone	78-93-3		U	105	2.62
n-Butylbenzene	104-51-8		U	5.23	0.523
sec-Butylbenzene	135-98-8		U	5.23	0.523
tert-Butylbenzene	98-06-6		U	5.23	0.523
Carbon disulfide	75-15-0		U	5.23	0.523
Carbon tetrachloride	56-23-5		U	5.23	0.523
Chlorobenzene	108-90-7		U	5.23	0.523
Chlorodibromomethane	124-48-1		U	5.23	0.523
Chloroethane	75-00-3		U	10.5	1.05
2-Chloroethyl vinyl ether	110-75-8		U	10.5	0.523
Chloroform	67-66-3		U	5.23	0.523
Chloromethane	74-87-3		U	10.5	2.09
2-Chlorotoluene	95-49-8		U	5.23	0.523
4-Chlorotoluene	106-43-4		U	5.23	0.523
1,2-Dibromo-3-chloropropane	96-12-8		U	5.23	1.05
1,2-Dibromoethane	106-93-4		U	5.23	0.523
Dibromomethane	74-95-3		U	5.23	0.523
1,2-Dichlorobenzene	95-50-1		U	5.23	0.523
1,3-Dichlorobenzene	541-73-1		U	5.23	0.523
1,4-Dichlorobenzene	106-46-7		U	5.23	0.523
Dichlorodifluoromethane	75-71-8		U	10.5	1.05
1,1-Dichloroethane	75-34-3		U	5.23	1.05
1,2-Dichloroethane	107-06-2		U	5.23	0.523
1,1-Dichloroethene	75-35-4		U	5.23	0.523
cis-1,2-Dichloroethene	156-59-2		U	5.23	0.523
trans-1,2-Dichloroethene	156-60-5		U	5.23	0.523

0023

Sample Number: L0305456-03
Client ID: BACKFILL 3
Matrix: Soil
Workgroup Number: WG140944
Collect Date: 14-MAY-03

Prep Method: 5030B
Analytical Method: 8260B
Analyst: CMS
Dilution: 1
Units: ug/kg
Percent Solid: 95.6

Instrument: HPMS11
Prep Date: 05/19/2003 12:36
Cal Date: 05/15/2003 09:38
Run Date: 05/19/2003 12:36
File ID: 11M15117

Analyte	CAS. Number	Result	Qual	RL	MDL
1,2-Dichloropropane	78-87-5		U	5.23	0.523
1,3-Dichloropropane	142-28-9		U	5.23	0.523
2,2-Dichloropropane	594-20-7		U	5.23	0.523
cis-1,3-Dichloropropene	10061-01-5		U	5.23	0.523
trans-1,3-Dichloropropene	10061-02-6		U	5.23	0.523
1,1-Dichloropropene	563-58-6		U	5.23	0.523
Ethylbenzene	100-41-4		U	5.23	0.523
2-Hexanone	591-78-6		U	10.5	2.62
Hexachlorobutadiene	87-68-3		U	5.23	0.523
Isopropylbenzene	98-82-8		U	5.23	0.523
p-Isopropyltoluene	99-87-6		U	5.23	0.523
4-Methyl-2-pentanone	108-10-1		U	10.5	2.62
Methylene chloride	75-09-2		U	5.23	1.05
Naphthalene	91-20-3		U	10.5	0.523
n-Propylbenzene	103-65-1		U	5.23	0.523
Styrene	100-42-5		U	5.23	0.523
1,1,1,2-Tetrachloroethane	630-20-6		U	5.23	0.523
1,1,2,2-Tetrachloroethane	79-34-5		U	5.23	0.523
Tetrachloroethene	127-18-4		U	5.23	0.523
Toluene	108-88-3		U	5.23	0.523
1,2,3-Trichlorobenzene	87-61-6		U	5.23	0.523
1,2,4-Trichlorobenzene	120-82-1		U	5.23	0.523
1,1,1-Trichloroethane	71-55-6		U	5.23	0.523
1,1,2-Trichloroethane	79-00-5		U	5.23	0.523
Trichloroethene	79-01-6		U	5.23	0.523
Trichlorofluoromethane	75-69-4		U	10.5	1.05
1,2,3-Trichloropropane	96-18-4		U	5.23	0.670
1,2,4-Trimethylbenzene	95-63-6		U	5.23	0.523
1,3,5-Trimethylbenzene	108-67-8		U	5.23	0.523
Vinyl acetate	108-05-4		U	10.5	1.05
Vinyl chloride	75-01-4		U	10.5	1.05
o-Xylene	95-47-6		U	5.23	0.523
m-,p-Xylene	136777-61-2		U	5.23	0.523

Analyte	% Recovery	Lower	Upper	Qual
Dibromofluoromethane	100	80	120	
1,2-Dichloroethane-d4	97.6	80	120	
Toluene-d8	107	81	117	
4-Bromofluorobenzene	101	74	121	

U This analyte was not detected in the sample.

Sample Number: L0305456-03
Client ID: BACKFILL 3
Matrix: Soil
Workgroup Number: WG141184
Collect Date: 14-MAY-03
Sample Tag: 01

Prep Method: 3550B
Analytical Method: 8270C
Analyst: CLK
Dilution: 1
Units: ug/kg
Percent Solid: 95.6

Instrument: HPMS4
Prep Date: 05/19/2003 12:30
Cal Date: 05/13/2003 15:05
Run Date: 05/20/2003 12:56
File ID: 4M18853

Analyte	CAS. Number	Result	Qual	RL	MDL
Phenol	108-95-2		U	172	86.2
Bis(2-Chloroethyl)ether	111-44-4		U	172	86.2
2-Chlorophenol	95-57-8		U	172	86.2
1,3-Dichlorobenzene	541-73-1		U	172	86.2
1,4-Dichlorobenzene	106-46-7		U	172	86.2
Benzyl alcohol	100-51-6		U	172	86.2
1,2-Dichlorobenzene	95-50-1		U	172	86.2
2-Methylphenol	95-48-7		U	172	86.2

KEMRON ENVIRONMENTAL SERVICES

Report Number: L0305456
Report Date : May 23, 2003

Sample Number: L0305456-03
Client ID: BACKFILL 3
Matrix: Soil
Workgroup Number: WG141184
Collect Date: 14-MAY-03
Sample Tag: 01

Prep Method: 3550B
Analytical Method: 8270C
Analyst: CLK
Dilution: 1
Units: ug/kg
Percent Solid: 95.6

Instrument: HPMS4
Prep Date: 05/19/2003 12:30
Cal Date: 05/13/2003 15:05
Run Date: 05/20/2003 12:56
File ID: 4M18853

Analyte	CAS. Number	Result	Qual	RL	MDL
3-,4-Methylphenol	106-44-5		U	172	86.2
bis(2-Chloroisopropyl)ether	108-60-1		U	172	86.2
N-Nitrosodipropylamine	621-64-7		U	172	86.2
Hexachloroethane	67-72-1		U	172	86.2
Nitrobenzene	98-95-3		U	172	86.2
Isophorone	78-59-1		U	172	86.2
2-Nitrophenol	88-75-5		U	172	86.2
2,4-Dimethylphenol	105-67-9		U	172	86.2
Benzoic acid	65-85-0		U	862	345
Bis(2-Chloroethoxy)Methane	111-91-1		U	172	86.2
2,4-Dichlorophenol	120-83-2		U	172	86.2
1,2,4-Trichlorobenzene	120-82-1		U	172	86.2
Naphthalene	91-20-3		U	172	86.2
4-Chloroaniline	106-47-8		U	172	86.2
Hexachlorobutadiene	87-68-3		U	172	86.2
4-Chloro-3-methylphenol	59-50-7		U	172	86.2
2-Methylnaphthalene	91-57-6		U	172	86.2
Hexachlorocyclopentadiene	77-47-4		U	172	86.2
2,4,6-Trichlorophenol	88-06-2		U	172	86.2
2,4,5-Trichlorophenol	95-95-4		U	172	86.2
2-Chloronaphthalene	91-58-7		U	172	86.2
2-Nitroaniline	88-74-4		U	862	345
Dimethylphthalate	131-11-3		U	172	86.2
Acenaphthylene	208-96-8		U	172	86.2
2,6-Dinitrotoluene	606-20-2		U	172	86.2
3-Nitroaniline	99-09-2		U	862	345
Acenaphthene	83-32-9		U	172	86.2
2,4-Dinitrophenol	51-28-5		U	862	345
4-Nitrophenol	100-02-7		U	862	345
Dibenzofuran	132-64-9		U	172	86.2
2,4-Dinitrotoluene	121-14-2		U	172	86.2
Diethylphthalate	84-66-2		U	172	86.2
4-Chlorophenyl-phenyl ether	7005-72-3		U	172	86.2
Fluorene	86-73-7		U	172	86.2
4-Nitroaniline	100-01-6		U	862	345
4,6-Dinitro-2-methylphenol	534-52-1		U	862	345
N-Nitrosodiphenylamine	86-30-6		U	172	86.2
4-Bromophenyl-phenylether	101-55-3		U	172	86.2
Hexachlorobenzene	118-74-1		U	172	86.2
Pentachlorophenol	87-86-5		U	862	345
Phenanthrene	85-01-8		U	172	86.2
Anthracene	120-12-7		U	172	86.2
Di-N-Butylphthalate	84-74-2		U	172	86.2
Fluoranthene	206-44-0		U	172	86.2
Pyrene	129-00-0		U	172	86.2
Butylbenzylphthalate	85-68-7		U	172	86.2
3,3'-Dichlorobenzidine	91-94-1		U	345	172
Benzo(a)anthracene	56-55-3		U	172	86.2
Chrysene	218-01-9		U	172	86.2
bis(2-Ethylhexyl)phthalate	117-81-7		U	172	86.2
Di-n-octylphthalate	117-84-0		U	172	86.2
Benzo(b)fluoranthene	205-99-2		U	172	86.2
Benzo(k)fluoranthene	207-08-9		U	172	86.2
Benzo(a)pyrene	50-32-8		U	172	86.2
Indeno(1,2,3-cd)pyrene	193-39-5		U	172	86.2
Dibenzo(a,h)Anthracene	53-70-3		U	172	86.2
[redacted]o(g,h,i)Perylene	191-24-2		U	172	86.2

Report Number: L0305456
Report Date : May 23, 2003

Sample Number: L0305456-03
Client ID: BACKFILL 3
Matrix: Soil
Workgroup Number: WG141184
Collect Date: 14-MAY-03
Sample Tag: 01

Prep Method: 3550B
Analytical Method: 8270C
Analyst: CLK
Dilution: 1
Units: ug/kg
Percent Solid: 95.6

Instrument: HPMS4
Prep Date: 05/19/2003 12:30
Cal Date: 05/13/2003 15:05
Run Date: 05/20/2003 12:56
File ID: 4M18853

Analyte	% Recovery	Lower	Upper	Qual
2-Fluorophenol	45.1	25	121	
Phenol-d5	52.1	24	113	
Nitrobenzene-d5	56.7	23	120	
2-Fluorobiphenyl	61.1	30	115	
2,4,6-Tribromophenol	43.4	19	122	
p-Terphenyl-d14	92.5	18	137	

U This analyte was not detected in the sample.

Sample Number: L0305456-03
Client ID: BACKFILL 3
Matrix: Soil
Workgroup Number: WG141013
Collect Date: 14-MAY-03

Prep Method: D2216-90
Analytical Method: D2216-90
Analyst: TMM
Dilution: 1
Units: weight %

Instrument: OVEN
Prep Date: 05/19/2003 14:15
Cal Date:
Run Date: 05/19/2003 14:15
File ID:

Analyte	CAS. Number	Result	Qual	RL	MDL
Percent Solids	10-02-6	95.6		1.00	1.00

Excavated Soil Piles

KEMRON ENVIRONMENTAL SERVICES

Report Number: L0305487
Report Date : May 23, 2003

Sample Number: L0305487-01
Client ID: EP-2-SOILPILE 1W
Matrix: Soil
Workgroup Number: WG141212
Collect Date: 16-MAY-03
Sample Tag: 01

Prep Method: 3050B
Analytical Method: 6010B
Analyst: JYH
Dilution: 1
Units: mg/kg
Percent Solid: 90.0

Instrument: IRIS-ICP
Prep Date: 05/20/2003 07:15
Cal Date: 05/21/2003 09:27
Run Date: 05/21/2003 11:14
File ID: IR.052103.111400

Analyte	CAS. Number	Result	Qual	RL	MDL
Lead, Total	7439-92-1		U	5.55	0.555

U This analyte was not detected in the sample.

Sample Number: L0305487-01
Client ID: EP-2-SOILPILE 1W
Matrix: Soil
Workgroup Number: WG141147
Collect Date: 16-MAY-03

Prep Method: D2216-90
Analytical Method: D2216-90
Analyst: TMM
Dilution: 1
Units: weight %

Instrument: OVEN
Prep Date: 05/20/2003 16:20
Cal Date:
Run Date: 05/20/2003 16:20
File ID:

Analyte	CAS. Number	Result	Qual	RL	MDL
Percent Solids	10-02-6	90.0		1.00	1.00

Sample Number: L0305487-02
Client ID: EP-2-SOILPILE 2W
Matrix: Soil
Workgroup Number: WG141212
Collect Date: 16-MAY-03
Sample Tag: 01

Prep Method: 3050B
Analytical Method: 6010B
Analyst: JYH
Dilution: 1
Units: mg/kg
Percent Solid: 91.0

Instrument: IRIS-ICP
Prep Date: 05/20/2003 07:15
Cal Date: 05/21/2003 09:27
Run Date: 05/21/2003 11:19
File ID: IR.052103.111900

Analyte	CAS. Number	Result	Qual	RL	MDL
Lead, Total	7439-92-1		U	5.50	0.550

U This analyte was not detected in the sample.

Sample Number: L0305487-02
Client ID: EP-2-SOILPILE 2W
Matrix: Soil
Workgroup Number: WG141147
Collect Date: 16-MAY-03

Prep Method: D2216-90
Analytical Method: D2216-90
Analyst: TMM
Dilution: 1
Units: weight %

Instrument: OVEN
Prep Date: 05/20/2003 16:20
Cal Date:
Run Date: 05/20/2003 16:20
File ID:

Analyte	CAS. Number	Result	Qual	RL	MDL
Percent Solids	10-02-6	91.0		1.00	1.00

Report Number: L0305487
Report Date : May 23, 2003

Sample Number: L0305487-03
Client ID: EP-2-SOILPILE 3E
Matrix: Soil
Workgroup Number: WG141212
Collect Date: 16-MAY-03
Sample Tag: 01

Prep Method: 3050B
Analytical Method: 6010B
Analyst: JYH
Dilution: 1
Units: mg/kg
Percent Solid: 88.9

Instrument: IRIS-ICP
Prep Date: 05/20/2003 07:15
Cal Date: 05/21/2003 09:27
Run Date: 05/21/2003 11:29
File ID: IR.052103.112900

Analyte	CAS. Number	Result	Qual	RL	MDL
Lead, Total	7439-92-1		U	5.62	0.562

U This analyte was not detected in the sample.

Sample Number: L0305487-03
Client ID: EP-2-SOILPILE 3E
Matrix: Soil
Workgroup Number: WG141147
Collect Date: 16-MAY-03

Prep Method: D2216-90
Analytical Method: D2216-90
Analyst: TMM
Dilution: 1
Units: weight %

Instrument: OVEN
Prep Date: 05/20/2003 16:20
Cal Date:
Run Date: 05/20/2003 16:20
File ID:

Analyte	CAS. Number	Result	Qual	RL	MDL
Percent Solids	10-02-6	88.9		1.00	1.00

Sample Number: L0305487-04
Client ID: EP-2-SOILPILE 4E
Matrix: Soil
Workgroup Number: WG141212
Collect Date: 16-MAY-03
Sample Tag: 01

Prep Method: 3050B
Analytical Method: 6010B
Analyst: JYH
Dilution: 1
Units: mg/kg
Percent Solid: 91.2

Instrument: IRIS-ICP
Prep Date: 05/20/2003 07:15
Cal Date: 05/21/2003 09:27
Run Date: 05/21/2003 11:33
File ID: IR.052103.113300

Analyte	CAS. Number	Result	Qual	RL	MDL
Lead, Total	7439-92-1		U	5.48	0.548

U This analyte was not detected in the sample.

Sample Number: L0305487-04
Client ID: EP-2-SOILPILE 4E
Matrix: Soil
Workgroup Number: WG141147
Collect Date: 16-MAY-03

Prep Method: D2216-90
Analytical Method: D2216-90
Analyst: TMM
Dilution: 1
Units: weight %

Instrument: OVEN
Prep Date: 05/20/2003 16:20
Cal Date:
Run Date: 05/20/2003 16:20
File ID:

Analyte	CAS. Number	Result	Qual	RL	MDL
Percent Solids	10-02-6	91.2		1.00	1.00

KEMRON ENVIRONMENTAL SERVICES

Report Number: L0305487
Report Date : May 23, 2003

Sample Number: L0305487-05
Client ID: PES-2-NSWC
Matrix: Soil
Workgroup Number: WG141058
Collect Date: 16-MAY-03

Prep Method: 5030B
Analytical Method: 8260B
Analyst: CMS
Dilution: 1
Units: ug/kg
Percent Solid: 88.7

Instrument: HPMS11
Prep Date: 05/20/2003 09:41
Cal Date: 05/15/2003 09:38
Run Date: 05/20/2003 09:41
File ID: 11M15157

Analyte	CAS. Number	Result	Qual	RL	MDL
Acetone	67-64-1		U	113	5.64
Benzene	71-43-2		U	5.64	0.564
Bromobenzene	108-86-1		U	5.64	0.564
Bromochloromethane	74-97-5		U	5.64	0.564
Bromodichloromethane	75-27-4		U	5.64	0.564
Bromoform	75-25-2		U	5.64	0.564
Bromomethane	74-83-9		U	11.3	1.13
2-Butanone	78-93-3		U	113	2.82
n-Butylbenzene	104-51-8		U	5.64	0.564
sec-Butylbenzene	135-98-8		U	5.64	0.564
tert-Butylbenzene	98-06-6		U	5.64	0.564
Carbon disulfide	75-15-0		U	5.64	0.564
Carbon tetrachloride	56-23-5		U	5.64	0.564
Chlorobenzene	108-90-7		U	5.64	0.564
Chlorodibromomethane	124-48-1		U	5.64	0.564
Chloroethane	75-00-3		U	11.3	1.13
2-Chloroethyl vinyl ether	110-75-8		U	11.3	0.564
Chloroform	67-66-3		U	5.64	0.564
Chloromethane	74-87-3		U	11.3	2.26
2-Chlorotoluene	95-49-8		U	5.64	0.564
4-Chlorotoluene	106-43-4		U	5.64	0.564
1,2-Dibromo-3-chloropropane	96-12-8		U	5.64	1.13
1,2-Dibromoethane	106-93-4		U	5.64	0.564
Dibromomethane	74-95-3		U	5.64	0.564
1,2-Dichlorobenzene	95-50-1		U	5.64	0.564
1,3-Dichlorobenzene	541-73-1		U	5.64	0.564
1,4-Dichlorobenzene	106-46-7		U	5.64	0.564
Dichlorodifluoromethane	75-71-8		U	11.3	1.13
1,1-Dichloroethane	75-34-3		U	5.64	1.13
1,2-Dichloroethane	107-06-2		U	5.64	0.564
1,1-Dichloroethene	75-35-4		U	5.64	0.564
cis-1,2-Dichloroethene	156-59-2		U	5.64	0.564
trans-1,2-Dichloroethene	156-60-5		U	5.64	0.564
1,2-Dichloropropane	78-87-5		U	5.64	0.564
1,3-Dichloropropane	142-28-9		U	5.64	0.564
2,2-Dichloropropane	594-20-7		U	5.64	0.564
cis-1,3-Dichloropropene	10061-01-5		U	5.64	0.564
trans-1,3-Dichloropropene	10061-02-6		U	5.64	0.564
1,1-Dichloropropene	563-58-6		U	5.64	0.564
Ethylbenzene	100-41-4		U	5.64	0.564
2-Hexanone	591-78-6		U	11.3	2.82
Hexachlorobutadiene	87-68-3		U	5.64	0.564
Isopropylbenzene	98-82-8		U	5.64	0.564
p-Isopropyltoluene	99-87-6		U	5.64	0.564
4-Methyl-2-pentanone	108-10-1		U	11.3	2.82
Methylene chloride	75-09-2		U	5.64	1.13
Naphthalene	91-20-3		U	11.3	0.564
n-Propylbenzene	103-65-1		U	5.64	0.564
Styrene	100-42-5		U	5.64	0.564
1,1,1,2-Tetrachloroethane	630-20-6		U	5.64	0.564
1,1,2,2-Tetrachloroethane	79-34-5		U	5.64	0.564

Report Number: L0305487
Report Date : May 23, 2003

Sample Number: L0305487-05
Client ID: PES-2-NSWC
Matrix: Soil
Workgroup Number: WG141058
Collect Date: 16-MAY-03

Prep Method: 5030B
Analytical Method: 8260B
Analyst: CMS
Dilution: 1
Units: ug/kg
Percent Solid: 88.7

Instrument: HPMS11
Prep Date: 05/20/2003 09:41
Cal Date: 05/15/2003 09:38
Run Date: 05/20/2003 09:41
File ID: 11M15157

Analyte	CAS. Number	Result	Qual	RL	MDL
Tetrachloroethene	127-18-4	1.00	J	5.64	0.564
Toluene	108-88-3		U	5.64	0.564
1,2,3-Trichlorobenzene	87-61-6		U	5.64	0.564
1,2,4-Trichlorobenzene	120-82-1		U	5.64	0.564
1,1,1-Trichloroethane	71-55-6		U	5.64	0.564
1,1,2-Trichloroethane	79-00-5		U	5.64	0.564
Trichloroethene	79-01-6	7.38		5.64	0.564
Trichlorofluoromethane	75-69-4		U	11.3	1.13
1,2,3-Trichloropropane	96-18-4		U	5.64	0.722
1,2,4-Trimethylbenzene	95-63-6		U	5.64	0.564
1,3,5-Trimethylbenzene	108-67-8		U	5.64	0.564
Vinyl acetate	108-05-4		U	11.3	1.13
Vinyl chloride	75-01-4		U	11.3	1.13
o-Xylene	95-47-6		U	5.64	0.564
m-,p-Xylene	136777-61-2		U	5.64	0.564

Analyte	% Recovery	Lower	Upper	Qual
Dibromofluoromethane	101	80	120	
1,2-Dichloroethane-d4	101	80	120	
Toluene-d8	110	81	117	
4-Bromofluorobenzene	101	74	121	

J This compound was detected at a level above the method detection limit, but below the reporting limit.
U This analyte was not detected in the sample.

Sample Number: L0305487-05
Client ID: PES-2-NSWC
Matrix: Soil
Workgroup Number: WG141178
Collect Date: 16-MAY-03
Sample Tag: 01

Prep Method: 3550B
Analytical Method: 8270C
Analyst: ALT
Dilution: 1
Units: ug/kg
Percent Solid: 88.7

Instrument: HPMS5
Prep Date: 05/20/2003 15:45
Cal Date: 05/20/2003 20:48
Run Date: 05/21/2003 01:15
File ID: 5M26543

Analyte	CAS. Number	Result	Qual	RL	MDL
Naphthalene	91-20-3		U	186	93.0
Acenaphthylene	208-96-8		U	186	93.0
Acenaphthene	83-32-9		U	186	93.0
Fluorene	86-73-7		U	186	93.0
Phenanthrene	85-01-8		U	186	93.0
Anthracene	120-12-7		U	186	93.0
Fluoranthene	206-44-0		U	186	93.0
Pyrene	129-00-0		U	186	93.0
Benzo(a)anthracene	56-55-3		U	186	93.0
Chrysene	218-01-9		U	186	93.0
Benzo(b)fluoranthene	205-99-2		U	186	93.0
Benzo(k)fluoranthene	207-08-9		U	186	93.0
Benzo(a)pyrene	50-32-8		U	113	93.0
Indeno(1,2,3-cd)pyrene	193-39-5		U	186	93.0
Dibenzo(a,h)anthracene	53-70-3		U	113	93.0
Benzo(g,h,i)perylene	191-24-2		U	186	93.0

Sample Number: L0305487-05
Client ID: PES-2-NSWC
Matrix: Soil
Workgroup Number: WG141178
Collect Date: 16-MAY-03
Sample Tag: 01

Prep Method: 3550B
Analytical Method: 8270C
Analyst: ALT
Dilution: 1
Units: ug/kg
Percent Solid: 88.7

Instrument: HPMS5
Prep Date: 05/20/2003 15:45
Cal Date: 05/20/2003 20:48
Run Date: 05/21/2003 01:15
File ID: 5M26543

Analyte	% Recovery	Lower	Upper	Qual
Nitrobenzene-d5	66.8	23	120	
2-Fluorobiphenyl	68.1	30	115	
p-Terphenyl-d14	76.2	18	137	

U This analyte was not detected in the sample.

Sample Number: L0305487-05
Client ID: PES-2-NSWC
Matrix: Soil
Workgroup Number: WG141011
Collect Date: 16-MAY-03

Prep Method: D2216-90
Analytical Method: D2216-90
Analyst: TMM
Dilution: 1
Units: weight %

Instrument: OVEN
Prep Date: 05/19/2003 14:00
Cal Date:
Run Date: 05/19/2003 14:00
File ID:

Analyte	CAS. Number	Result	Qual	RL	MDL
Percent Solids	10-02-6	88.7		1.00	1.00

Sample Number: L0305487-06
Client ID: PES-2-WSWC
Matrix: Soil
Workgroup Number: WG141058
Collect Date: 16-MAY-03

Prep Method: 5030B
Analytical Method: 8260B
Analyst: CMS
Dilution: 1
Units: ug/kg
Percent Solid: 89.5

Instrument: HPMS11
Prep Date: 05/20/2003 10:12
Cal Date: 05/15/2003 09:38
Run Date: 05/20/2003 10:12
File ID: 11M15158

Analyte	CAS. Number	Result	Qual	RL	MDL
Acetone	67-64-1		U	112	5.59
Benzene	71-43-2		U	5.59	0.559
Bromobenzene	108-86-1		U	5.59	0.559
Bromochloromethane	74-97-5		U	5.59	0.559
Bromodichloromethane	75-27-4		U	5.59	0.559
Bromoform	75-25-2		U	5.59	0.559
Bromomethane	74-83-9		U	11.2	1.12
2-Butanone	78-93-3		U	112	2.79
n-Butylbenzene	104-51-8		U	5.59	0.559
sec-Butylbenzene	135-98-8		U	5.59	0.559
tert-Butylbenzene	98-06-6		U	5.59	0.559
Carbon disulfide	75-15-0		U	5.59	0.559
Carbon tetrachloride	56-23-5		U	5.59	0.559
Chlorobenzene	108-90-7		U	5.59	0.559
Chlorodibromomethane	124-48-1		U	5.59	0.559
Chloroethane	75-00-3		U	11.2	1.12
2-Chloroethyl vinyl ether	110-75-8		U	11.2	0.559
Chloroform	67-66-3		U	5.59	0.559
Chloromethane	74-87-3		U	11.2	2.23
2-Chlorotoluene	95-49-8		U	5.59	0.559
4-Chlorotoluene	106-43-4		U	5.59	0.559
1,2-Dibromo-3-chloropropane	96-12-8		U	5.59	1.12
1,2-Dibromoethane	106-93-4		U	5.59	0.559

KEMRON ENVIRONMENTAL SERVICES

Report Number: L0305487
Report Date : May 23, 2003

Sample Number: L0305487-06
Client ID: PES-2-WSWC
Matrix: Soil
Workgroup Number: WG141058
Collect Date: 16-MAY-03

Prep Method: 5030B
Analytical Method: 8260B
Analyst: CMS
Dilution: 1
Units: ug/kg
Percent Solid: 89.5

Instrument: HPMS11
Prep Date: 05/20/2003 10:12
Cal Date: 05/15/2003 09:38
Run Date: 05/20/2003 10:12
File ID: 11M15158

Analyte	CAS. Number	Result	Qual	RL	MDL
Dibromomethane	74-95-3		U	5.59	0.559
1,2-Dichlorobenzene	95-50-1		U	5.59	0.559
1,3-Dichlorobenzene	541-73-1		U	5.59	0.559
1,4-Dichlorobenzene	106-46-7		U	5.59	0.559
Dichlorodifluoromethane	75-71-8		U	11.2	1.12
1,1-Dichloroethane	75-34-3		U	5.59	1.12
1,2-Dichloroethane	107-06-2		U	5.59	0.559
1,1-Dichloroethene	75-35-4		U	5.59	0.559
cis-1,2-Dichloroethene	156-59-2		U	5.59	0.559
trans-1,2-Dichloroethene	156-60-5		U	5.59	0.559
1,2-Dichloropropane	78-87-5		U	5.59	0.559
1,3-Dichloropropane	142-28-9		U	5.59	0.559
2,2-Dichloropropane	594-20-7		U	5.59	0.559
cis-1,3-Dichloropropene	10061-01-5		U	5.59	0.559
trans-1,3-Dichloropropene	10061-02-6		U	5.59	0.559
1,1-Dichloropropene	563-58-6		U	5.59	0.559
Ethylbenzene	100-41-4		U	5.59	0.559
2-Hexanone	591-78-6		U	11.2	2.79
Hexachlorobutadiene	87-68-3		U	5.59	0.559
Isopropylbenzene	98-82-8		U	5.59	0.559
p-Isopropyltoluene	99-87-6		U	5.59	0.559
4-Methyl-2-pentanone	108-10-1		U	11.2	2.79
Methylene chloride	75-09-2		U	5.59	1.12
Naphthalene	91-20-3		U	11.2	0.559
n-Propylbenzene	103-65-1		U	5.59	0.559
Styrene	100-42-5		U	5.59	0.559
1,1,1,2-Tetrachloroethane	630-20-6		U	5.59	0.559
1,1,2,2-Tetrachloroethane	79-34-5		U	5.59	0.559
Tetrachloroethene	127-18-4	1.40	J	5.59	0.559
Toluene	108-88-3		U	5.59	0.559
1,2,3-Trichlorobenzene	87-61-6		U	5.59	0.559
1,2,4-Trichlorobenzene	120-82-1		U	5.59	0.559
1,1,1-Trichloroethane	71-55-6		U	5.59	0.559
1,1,2-Trichloroethane	79-00-5		U	5.59	0.559
Trichloroethene	79-01-6	6.03		5.59	0.559
Trichlorofluoromethane	75-69-4		U	11.2	1.12
1,2,3-Trichloropropane	96-18-4		U	5.59	0.715
1,2,4-Trimethylbenzene	95-63-6		U	5.59	0.559
1,3,5-Trimethylbenzene	108-67-8		U	5.59	0.559
Vinyl acetate	108-05-4		U	11.2	1.12
Vinyl chloride	75-01-4		U	11.2	1.12
o-Xylene	95-47-6		U	5.59	0.559
m-,p-Xylene	136777-61-2		U	5.59	0.559

Analyte	% Recovery	Lower	Upper	Qual
Dibromofluoromethane	102	80	120	
1,2-Dichloroethane-d4	99.3	80	120	
Toluene-d8	110	81	117	
4-Bromofluorobenzene	103	74	121	

J This compound was detected at a level above the method detection limit, but below the reporting limit.
U This analyte was not detected in the sample.

Report Number: L0305487
Report Date : May 23, 2003

Sample Number: L0305487-06
Client ID: PES-2-WSWC
Matrix: Soil
Workgroup Number: WG141178
Collect Date: 16-MAY-03
Sample Tag: 01

Prep Method: 3550B
Analytical Method: 8270C
Analyst: ALT
Dilution: 1
Units: ug/kg
Percent Solid: 89.5

Instrument: HPMS5
Prep Date: 05/20/2003 15:45
Cal Date: 05/20/2003 20:48
Run Date: 05/21/2003 01:44
File ID: 5M26544

Analyte	CAS. Number	Result	Qual	RL	MDL
Naphthalene	91-20-3		U	184	92.0
Acenaphthylene	208-96-8		U	184	92.0
Acenaphthene	83-32-9		U	184	92.0
Fluorene	86-73-7		U	184	92.0
Phenanthrene	85-01-8		U	184	92.0
Anthracene	120-12-7		U	184	92.0
Fluoranthene	206-44-0		U	184	92.0
Pyrene	129-00-0		U	184	92.0
Benzo(a)anthracene	56-55-3		U	184	92.0
Chrysene	218-01-9		U	184	92.0
Benzo(b)fluoranthene	205-99-2		U	184	92.0
Benzo(k)fluoranthene	207-08-9		U	184	92.0
Benzo(a)pyrene	50-32-8		U	112	92.0
Indeno(1,2,3-cd)pyrene	193-39-5		U	184	92.0
Dibenzo(a,h)anthracene	53-70-3		U	112	92.0
Benzo(g,h,i)perylene	191-24-2		U	184	92.0

Analyte	% Recovery	Lower	Upper	Qual
Nitrobenzene-d5	70.7	23	120	
2-Fluorobiphenyl	72.7	30	115	
p-Terphenyl-d14	78.1	18	137	

U This analyte was not detected in the sample.

Sample Number: L0305487-06
Client ID: PES-2-WSWC
Matrix: Soil
Workgroup Number: WG141011
Collect Date: 16-MAY-03

Prep Method: D2216-90
Analytical Method: D2216-90
Analyst: TMM
Dilution: 1
Units: weight %

Instrument: OVEN
Prep Date: 05/19/2003 14:00
Cal Date:
Run Date: 05/19/2003 14:00
File ID:

Analyte	CAS. Number	Result	Qual	RL	MDL
Percent Solids	10-02-6	89.5		1.00	1.00

Sample Number: L0305487-07
Client ID: PES-2-ESWC
Matrix: Soil
Workgroup Number: WG141058
Collect Date: 16-MAY-03

Prep Method: 5030B
Analytical Method: 8260B
Analyst: CMS
Dilution: 1
Units: ug/kg
Percent Solid: 91.5

Instrument: HPMS11
Prep Date: 05/20/2003 10:43
Cal Date: 05/15/2003 09:38
Run Date: 05/20/2003 10:43
File ID: 11M15159

Analyte	CAS. Number	Result	Qual	RL	MDL
Acetone	67-64-1	10.3	J	109	5.46
Benzene	71-43-2		U	5.46	0.546
Bromobenzene	108-86-1		U	5.46	0.546
Bromochloromethane	74-97-5		U	5.46	0.546
Bromodichloromethane	75-27-4		U	5.46	0.546

Report Number: L0305487
Report Date : May 23, 2003

Sample Number: L0305487-07
Client ID: PES-2-ESWC
Matrix: Soil
Workgroup Number: WG141058
Collect Date: 16-MAY-03

Prep Method: 5030B
Analytical Method: 8260B
Analyst: CMS
Dilution: 1
Units: ug/kg
Percent Solid: 91.5

Instrument: HPMS11
Prep Date: 05/20/2003 10:43
Cal Date: 05/15/2003 09:38
Run Date: 05/20/2003 10:43
File ID: 11M15159

Analyte	CAS. Number	Result	Qual	RL	MDL
Bromoform	75-25-2		U	5.46	0.546
Bromomethane	74-83-9		U	10.9	1.09
2-Butanone	78-93-3		U	109	2.73
n-Butylbenzene	104-51-8		U	5.46	0.546
sec-Butylbenzene	135-98-8		U	5.46	0.546
tert-Butylbenzene	98-06-6		U	5.46	0.546
Carbon disulfide	75-15-0		U	5.46	0.546
Carbon tetrachloride	56-23-5		U	5.46	0.546
Chlorobenzene	108-90-7		U	5.46	0.546
Chlorodibromomethane	124-48-1		U	5.46	0.546
Chloroethane	75-00-3		U	10.9	1.09
2-Chloroethyl vinyl ether	110-75-8		U	10.9	0.546
Chloroform	67-66-3		U	5.46	0.546
Chloromethane	74-87-3		U	10.9	2.19
2-Chlorotoluene	95-49-8		U	5.46	0.546
4-Chlorotoluene	106-43-4		U	5.46	0.546
1,2-Dibromo-3-chloropropane	96-12-8		U	5.46	1.09
1,2-Dibromoethane	106-93-4		U	5.46	0.546
Dibromomethane	74-95-3		U	5.46	0.546
1,2-Dichlorobenzene	95-50-1		U	5.46	0.546
1,3-Dichlorobenzene	541-73-1		U	5.46	0.546
1,4-Dichlorobenzene	106-46-7		U	5.46	0.546
Dichlorodifluoromethane	75-71-8		U	10.9	1.09
1,1-Dichloroethane	75-34-3		U	5.46	1.09
1,2-Dichloroethane	107-06-2		U	5.46	0.546
1,1-Dichloroethene	75-35-4		U	5.46	0.546
cis-1,2-Dichloroethene	156-59-2		U	5.46	0.546
trans-1,2-Dichloroethene	156-60-5		U	5.46	0.546
1,2-Dichloropropane	78-87-5		U	5.46	0.546
1,3-Dichloropropane	142-28-9		U	5.46	0.546
2,2-Dichloropropane	594-20-7		U	5.46	0.546
cis-1,3-Dichloropropene	10061-01-5		U	5.46	0.546
trans-1,3-Dichloropropene	10061-02-6		U	5.46	0.546
1,1-Dichloropropene	563-58-6		U	5.46	0.546
Ethylbenzene	100-41-4		U	5.46	0.546
2-Hexanone	591-78-6		U	10.9	2.73
Hexachlorobutadiene	87-68-3		U	5.46	0.546
Isopropylbenzene	98-82-8		U	5.46	0.546
p-Isopropyltoluene	99-87-6		U	5.46	0.546
4-Methyl-2-pentanone	108-10-1		U	10.9	2.73
Methylene chloride	75-09-2		U	5.46	1.09
Naphthalene	91-20-3		U	10.9	0.546
n-Propylbenzene	103-65-1		U	5.46	0.546
Styrene	100-42-5		U	5.46	0.546
1,1,1,2-Tetrachloroethane	630-20-6		U	5.46	0.546
1,1,2,2-Tetrachloroethane	79-34-5		U	5.46	0.546
Tetrachloroethene	127-18-4	0.854	J	5.46	0.546
Toluene	108-88-3		U	5.46	0.546
1,2,3-Trichlorobenzene	87-61-6		U	5.46	0.546
1,2,4-Trichlorobenzene	120-82-1		U	5.46	0.546
1,1,1-Trichloroethane	71-55-6		U	5.46	0.546

Sample Number: L0305487-07
Client ID: PES-2-ESWC
Matrix: Soil
Workgroup Number: WG141058
Collect Date: 16-MAY-03

Prep Method: 5030B
Analytical Method: 8260B
Analyst: CMS
Dilution: 1
Units: ug/kg
Percent Solid: 91.5

Instrument: HPMS11
Prep Date: 05/20/2003 10:43
Cal Date: 05/15/2003 09:38
Run Date: 05/20/2003 10:43
File ID: 11M15159

Analyte	CAS. Number	Result	Qual	RL	MDL
1,1,2-Trichloroethane	79-00-5		U	5.46	0.546
Trichloroethene	79-01-6	4.55	J	5.46	0.546
Trichlorofluoromethane	75-69-4		U	10.9	1.09
1,2,3-Trichloropropane	96-18-4		U	5.46	0.699
1,2,4-Trimethylbenzene	95-63-6		U	5.46	0.546
1,3,5-Trimethylbenzene	108-67-8		U	5.46	0.546
Vinyl acetate	108-05-4		U	10.9	1.09
Vinyl chloride	75-01-4		U	10.9	1.09
o-Xylene	95-47-6		U	5.46	0.546
m-,p-Xylene	136777-61-2		U	5.46	0.546

Analyte	% Recovery	Lower	Upper	Qual
Dibromofluoromethane	102	80	120	
1,2-Dichloroethane-d4	101	80	120	
Toluene-d8	110	81	117	
4-Bromofluorobenzene	103	74	121	

J This compound was detected at a level above the method detection limit, but below the reporting limit.
U This analyte was not detected in the sample.

Sample Number: L0305487-07
Client ID: PES-2-ESWC
Matrix: Soil
Workgroup Number: WG141178
Collect Date: 16-MAY-03
Sample Tag: 01

Prep Method: 3550B
Analytical Method: 8270C
Analyst: ALT
Dilution: 1
Units: ug/kg
Percent Solid: 91.5

Instrument: HPMS5
Prep Date: 05/20/2003 15:45
Cal Date: 05/20/2003 20:48
Run Date: 05/21/2003 02:13
File ID: 5M26545

Analyte	CAS. Number	Result	Qual	RL	MDL
Naphthalene	91-20-3		U	180	90.1
Acenaphthylene	208-96-8		U	180	90.1
Acenaphthene	83-32-9		U	180	90.1
Fluorene	86-73-7		U	180	90.1
Phenanthrene	85-01-8		U	180	90.1
Anthracene	120-12-7		U	180	90.1
Fluoranthene	206-44-0		U	180	90.1
Pyrene	129-00-0		U	180	90.1
Benzo(a)anthracene	56-55-3		U	180	90.1
Chrysene	218-01-9		U	180	90.1
Benzo(b)fluoranthene	205-99-2		U	180	90.1
Benzo(k)fluoranthene	207-08-9		U	180	90.1
Benzo(a)pyrene	50-32-8		U	109	90.1
Indeno(1,2,3-cd)pyrene	193-39-5		U	180	90.1
Dibenzo(a,h)anthracene	53-70-3		U	109	90.1
Benzo(g,h,i)perylene	191-24-2		U	180	90.1

Analyte	% Recovery	Lower	Upper	Qual
Nitrobenzene-d5	65.5	23	120	
2-Fluorobiphenyl	67.7	30	115	
p-Terphenyl-d14	87.5	18	137	

U This analyte was not detected in the sample.

Report Number: L0305487
Report Date : May 23, 2003

Sample Number: L0305487-07
Client ID: PES-2-ESWC
Matrix: Soil
Workgroup Number: WG141147
Collect Date: 16-MAY-03

Prep Method: D2216-90
Analytical Method: D2216-90
Analyst: TMM
Dilution: 1
Units: weight %

Instrument: OVEN
Prep Date: 05/20/2003 16:20
Cal Date:
Run Date: 05/20/2003 16:20
File ID:

Analyte	CAS. Number	Result	Qual	RL	MDL
Percent Solids	10-02-6	91.5		1.00	1.00

Sample Number: L0305487-08
Client ID: PES-2-SSWC
Matrix: Soil
Workgroup Number: WG141058
Collect Date: 16-MAY-03

Prep Method: 5030B
Analytical Method: 8260B
Analyst: CMS
Dilution: 1
Units: ug/kg
Percent Solid: 90.3

Instrument: HPMS11
Prep Date: 05/20/2003 11:13
Cal Date: 05/15/2003 09:38
Run Date: 05/20/2003 11:13
File ID: 11M15160

Analyte	CAS. Number	Result	Qual	RL	MDL
Acetone	67-64-1		U	111	5.54
Benzene	71-43-2		U	5.54	0.554
Bromobenzene	108-86-1		U	5.54	0.554
Bromochloromethane	74-97-5		U	5.54	0.554
Bromodichloromethane	75-27-4		U	5.54	0.554
Bromoform	75-25-2		U	5.54	0.554
Bromomethane	74-83-9		U	11.1	1.11
2-Butanone	78-93-3		U	111	2.77
n-Butylbenzene	104-51-8		U	5.54	0.554
sec-Butylbenzene	135-98-8		U	5.54	0.554
tert-Butylbenzene	98-06-6		U	5.54	0.554
Carbon disulfide	75-15-0		U	5.54	0.554
Carbon tetrachloride	56-23-5		U	5.54	0.554
Chlorobenzene	108-90-7		U	5.54	0.554
Chlorodibromomethane	124-48-1		U	5.54	0.554
Chloroethane	75-00-3		U	11.1	1.11
2-Chloroethyl vinyl ether	110-75-8		U	11.1	0.554
Chloroform	67-66-3		U	5.54	0.554
Chloromethane	74-87-3		U	11.1	2.22
2-Chlorotoluene	95-49-8		U	5.54	0.554
4-Chlorotoluene	106-43-4		U	5.54	0.554
1,2-Dibromo-3-chloropropane	96-12-8		U	5.54	1.11
1,2-Dibromoethane	106-93-4		U	5.54	0.554
Dibromomethane	74-95-3		U	5.54	0.554
1,2-Dichlorobenzene	95-50-1		U	5.54	0.554
1,3-Dichlorobenzene	541-73-1		U	5.54	0.554
1,4-Dichlorobenzene	106-46-7		U	5.54	0.554
Dichlorodifluoromethane	75-71-8		U	11.1	1.11
1,1-Dichloroethane	75-34-3		U	5.54	1.11
1,2-Dichloroethane	107-06-2		U	5.54	0.554
1,1-Dichloroethene	75-35-4		U	5.54	0.554
cis-1,2-Dichloroethene	156-59-2	1.20	J	5.54	0.554
trans-1,2-Dichloroethene	156-60-5		U	5.54	0.554
1,2-Dichloropropane	78-87-5		U	5.54	0.554
1,3-Dichloropropane	142-28-9		U	5.54	0.554
2,2-Dichloropropane	594-20-7		U	5.54	0.554
cis-1,3-Dichloropropene	10061-01-5		U	5.54	0.554

Sample Number: L0305487-08
Client ID: PES-2-SSWC
Matrix: Soil
Workgroup Number: WG141058
Collect Date: 16-MAY-03

Prep Method: 5030B
Analytical Method: 8260B
Analyst: CMS
Dilution: 1
Units: ug/kg
Percent Solid: 90.3

Instrument: HPMS11
Prep Date: 05/20/2003 11:13
Cal Date: 05/15/2003 09:38
Run Date: 05/20/2003 11:13
File ID: 11M15160

Analyte	CAS. Number	Result	Qual	RL	MDL
trans-1,3-Dichloropropene	10061-02-6		U	5.54	0.554
1,1-Dichloropropene	563-58-6		U	5.54	0.554
Ethylbenzene	100-41-4		U	5.54	0.554
2-Hexanone	591-78-6		U	11.1	2.77
Hexachlorobutadiene	87-68-3		U	5.54	0.554
Isopropylbenzene	98-82-8		U	5.54	0.554
p-Isopropyltoluene	99-87-6		U	5.54	0.554
4-Methyl-2-pentanone	108-10-1		U	11.1	2.77
Methylene chloride	75-09-2		U	5.54	1.11
Naphthalene	91-20-3		U	11.1	0.554
n-Propylbenzene	103-65-1		U	5.54	0.554
Styrene	100-42-5		U	5.54	0.554
1,1,1,2-Tetrachloroethane	630-20-6		U	5.54	0.554
1,1,2,2-Tetrachloroethane	79-34-5		U	5.54	0.554
Tetrachloroethene	127-18-4	2.36	J	5.54	0.554
Toluene	108-88-3		U	5.54	0.554
1,2,3-Trichlorobenzene	87-61-6		U	5.54	0.554
1,2,4-Trichlorobenzene	120-82-1		U	5.54	0.554
1,1,1-Trichloroethane	71-55-6		U	5.54	0.554
1,1,2-Trichloroethane	79-00-5		U	5.54	0.554
Trichloroethene	79-01-6	8.71		5.54	0.554
Trichlorofluoromethane	75-69-4		U	11.1	1.11
1,2,3-Trichloropropane	96-18-4		U	5.54	0.709
1,2,4-Trimethylbenzene	95-63-6		U	5.54	0.554
1,3,5-Trimethylbenzene	108-67-8		U	5.54	0.554
Vinyl acetate	108-05-4		U	11.1	1.11
Vinyl chloride	75-01-4		U	11.1	1.11
o-Xylene	95-47-6		U	5.54	0.554
m-,p-Xylene	136777-61-2		U	5.54	0.554

Analyte	% Recovery	Lower	Upper	Qual
Dibromofluoromethane	102	80	120	
1,2-Dichloroethane-d4	101	80	120	
Toluene-d8	108	81	117	
4-Bromofluorobenzene	101	74	121	

J This compound was detected at a level above the method detection limit, but below the reporting limit.
U This analyte was not detected in the sample.

Sample Number: L0305487-08
Client ID: PES-2-SSWC
Matrix: Soil
Workgroup Number: WG141178
Collect Date: 16-MAY-03
Sample Tag: 01

Prep Method: 3550B
Analytical Method: 8270C
Analyst: ALT
Dilution: 1
Units: ug/kg
Percent Solid: 90.3

Instrument: HPMS5
Prep Date: 05/20/2003 15:45
Cal Date: 05/20/2003 20:48
Run Date: 05/21/2003 02:42
File ID: 5M26546

Analyte	CAS. Number	Result	Qual	RL	MDL
Naphthalene	91-20-3		U	183	91.3
Acenaphthylene	208-96-8		U	183	91.3
Acenaphthene	83-32-9		U	183	91.3
Fluorene	86-73-7		U	183	91.3
Phenanthrene	85-01-8		U	183	91.3

Report Number: L0305487
Report Date : May 23, 2003

Sample Number: L0305487-08
Client ID: PES-2-SSWC
Matrix: Soil
Workgroup Number: WG141178
Collect Date: 16-MAY-03
Sample Tag: 01

Prep Method: 3550B
Analytical Method: 8270C
Analyst: ALT
Dilution: 1
Units: ug/kg
Percent Solid: 90.3

Instrument: HPMS5
Prep Date: 05/20/2003 15:45
Cal Date: 05/20/2003 20:48
Run Date: 05/21/2003 02:42
File ID: 5M26546

Analyte	CAS. Number	Result	Qual	RL	MDL
Anthracene	120-12-7		U	183	91.3
Fluoranthene	206-44-0		U	183	91.3
Pyrene	129-00-0		U	183	91.3
Benzo(a)anthracene	56-55-3		U	183	91.3
Chrysene	218-01-9		U	183	91.3
Benzo(b)fluoranthene	205-99-2		U	183	91.3
Benzo(k)fluoranthene	207-08-9		U	183	91.3
Benzo(a)pyrene	50-32-8		U	111	91.3
Indeno(1,2,3-cd)pyrene	193-39-5		U	183	91.3
Dibenzo(a,h)anthracene	53-70-3		U	111	91.3
Benzo(g,h,i)perylene	191-24-2		U	183	91.3

Analyte	% Recovery	Lower	Upper	Qual
Nitrobenzene-d5	64.2	23	120	
2-Fluorobiphenyl	65.8	30	115	
p-Terphenyl-d14	82.3	18	137	

U This analyte was not detected in the sample.

Sample Number: L0305487-08
Client ID: PES-2-SSWC
Matrix: Soil
Workgroup Number: WG141011
Collect Date: 16-MAY-03

Prep Method: D2216-90
Analytical Method: D2216-90
Analyst: TMM
Dilution: 1
Units: weight %

Instrument: OVEN
Prep Date: 05/19/2003 14:00
Cal Date:
Run Date: 05/19/2003 14:00
File ID:

Analyte	CAS. Number	Result	Qual	RL	MDL
Percent Solids	10-02-6	90.3		1.00	1.00

20

U.S. EPA

1

INORGANIC ANALYSES DATA SHEET

EPA SAMPLE NO.

1COMP1

Lab Name: LIONVILLE_LABORATORY_____ Contract: 60107_____ SDG No.: 1COMP1

Lab Code: LVLI__ Case No.: _____ SAS No.: _____

Matrix (soil/water): WATER Lab Sample ID: 0305L538-012

Level (low/med): LOW__ Date Received: 05/31/03

% Solids: __0.0

Concentration Units (ug/L or mg/kg dry weight): UG/L_

CAS No.	Analyte	Concentration	C	Q	M
7440-38-2	Arsenic	79.0			P
7440-39-3	Barium	282			P
7440-43-9	Cadmium	4.7	U		P
7440-47-3	Chromium	7.9	U		P
7439-92-1	Lead	38.5	U		P
7439-97-6	Mercury	0.10	U		AV
7782-49-2	Selenium	70.3	U		P
7440-22-4	Silver	6.3	U		P

Color Before: _____ Clarity Before: _____ Texture: _____

Color After: _____ Clarity After: _____ Artifacts: _____

Comments:

ED1_COMP1

TCLP_OF_004

U.S. EPA

1

INORGANIC ANALYSES DATA SHEET

EPA SAMPLE NO.

3COMP2

Lab Name: LIONVILLE_LABORATORY_____ Contract: 60107_____
Lab Code: LVLI__ Case No.: _____ SAS No.: _____ SDG No.: 1COMP1
Matrix (soil/water): WATER Lab Sample ID: 0305L538-010
Level (low/med): LOW__ Date Received: 05/31/03
% Solids: __0.0

Concentration Units (ug/L or mg/kg dry weight): UG/L_

CAS No.	Analyte	Concentration	C	Q	M
7440-38-2	Arsenic	50.4	U		P
7440-39-3	Barium	438			P
7440-43-9	Cadmium	5.1			P
7440-47-3	Chromium	7.9	U		P
7439-92-1	Lead	38.5	U		P
7439-97-6	Mercury	0.18			AV
7782-49-2	Selenium	70.3	U		P
7440-22-4	Silver	6.3	U		P

Color Before: _____ Clarity Before: _____ Texture: _____
Color After: _____ Clarity After: _____ Artifacts: _____

Comments:
ED3_COMP2
TCLP_OF_002

FORM I - IN

U.S. EPA

1

INORGANIC ANALYSES DATA SHEET

EPA SAMPLE NO.

3COMP3

Lab Name: LIONVILLE_LABORATORY_____ Contract: 60107_____ SDG No.: 1COMP1

Lab Code: LVLI__ Case No.: _____ SAS No.: _____

Matrix (soil/water): WATER Lab Sample ID: 0305L538-011

Level (low/med): LOW__ Date Received: 05/31/03

% Solids: __0.0

Concentration Units (ug/L or mg/kg dry weight): UG/L_

CAS No.	Analyte	Concentration	C	Q	M
7440-38-2	Arsenic__	70.5			P
7440-39-3	Barium___	420			P
7440-43-9	Cadmium__	9.4			P
7440-47-3	Chromium_	7.9	U		P
7439-92-1	Lead_____	853			P
7439-97-6	Mercury__	0.10	U		AV
7782-49-2	Selenium_	70.3	U		P
7440-22-4	Silver___	6.3	U		P

Color Before: _____ Clarity Before: _____ Texture: _____

Color After: _____ Clarity After: _____ Artifacts: _____

Comments:

ED3_COMP3

TCLP_OF_003

FORM I - IN

1D

PESTICIDE ORGANICS ANALYSIS SHEET

CLIENT SAMPLE NO.

ED3 COMP1

Lab Name: Lionville Labs, Inc. Work Order: 60107003001

Client: SHAW-SCHENECTADY

Matrix: WATER

Lab Sample ID: 0305L538-009

Sample wt/vol: 100 (g/mL) ML

Lab File ID: BLKO8330.01

Level: (low/med) LOW

Date Received: 05/31/03

% Moisture: not dec. _____ dec.

Date Extracted: 06/03/03

Extraction: (SepF/Cont/Sonc) SEPF

Date Analyzed: 06/11/03

GPC Cleanup: (Y/N) N pH: 7.0

Dilution Factor: 1.00

CAS NO.	COMPOUND	CONCENTRATION UNITS: (ug/L or ug/Kg) UG/L	
94-75-7	2,4-D	10	U
93-72-1	2,4,5-TP (Silvex)	5.0	U

6/11/03

FORM 1 PEST 12/88 Rev.

1D

PESTICIDE ORGANICS ANALYSIS SHEET

CLIENT SAMPLE NO.

ED3 COMP2

Lab Name: Lionville Labs, Inc. Work Order: 60107003001

Client: SHAW-SCHENECTADY

Matrix: WATER Lab Sample ID: 0305L538-010

Sample wt/vol: 100 (g/mL) ML Lab File ID: BLK08330.01

Level: (low/med) LOW Date Received: 05/31/03

% Moisture: not dec. _____ dec. Date Extracted: 06/03/03

Extraction: (SepF/Cont/Sonc) SEPF Date Analyzed: 06/11/03

GPC Cleanup: (Y/N) N pH: 7.0 Dilution Factor: 1.00

CAS NO.	COMPOUND	CONCENTRATION UNITS: (ug/L or ug/Kg) UG/L	
94-75-7	2,4-D	10	U
93-72-1	2,4,5-TP (Silvex)	5.0	U

FORM 1 PEST 12/88 Rev.

1D

PESTICIDE ORGANICS ANALYSIS SHEET

CLIENT SAMPLE NO.

ED3 COMP3

Lab Name: Lionville Labs, Inc. Work Order: 60107003001

Client: SHAW-SCHENECTADY

Matrix: WATER

Lab Sample ID: 0305L538-011

Sample wt/vol: 100 (g/mL) ML

Lab File ID: BLK08330.01

Level: (low/med) LOW

Date Received: 05/31/03

% Moisture: not dec. _____ dec.

Date Extracted: 06/03/03

Extraction: (SepF/Cont/Sonc) SEPF

Date Analyzed: 06/11/03

GPC Cleanup: (Y/N) N pH: 7.0

Dilution Factor: 1.00

CAS NO.	COMPOUND	CONCENTRATION UNITS: (ug/L or ug/Kg) UG/L	
94-75-7	2,4-D	10	U
93-72-1	2,4,5-TP (Silvex)	5.0	U

FORM 1 PEST 12/88 Rev.

1D

PESTICIDE ORGANICS ANALYSIS SHEET

CLIENT SAMPLE NO.

ED3 COMP1

Lab Name: Lionville Labs, Inc. Work Order: 60107003001

Client: SHAW-SCHENECTADY

Matrix: WATER

Lab Sample ID: 0305L538-009

Sample wt/vol: 100 (g/mL) ML

Lab File ID: BLKOOPPB.02

Level: (low/med) LOW

Date Received: 05/31/03

% Moisture: not dec. _____ dec.

Date Extracted: 06/03/03

Extraction: (SepF/Cont/Sonc) CONT

Date Analyzed: 06/07/03

GPC Cleanup: (Y/N) N pH: 7.0

Dilution Factor: 1.00

CAS NO.	COMPOUND	CONCENTRATION UNITS: (ug/L or ug/Kg) ug/L	
76-44-8	Heptachlor	0.50	U
5103-71-9	alpha-Chlordane	0.50	U
5103-74-2	gamma-Chlordane	0.50	U
58-89-9	gamma-BHC (Lindane)	0.50	U
72-20-8	Endrin	1.0	U
72-43-5	Methoxychlor	5.0	U
8001-35-2	Toxaphene	50	U
1024-57-3	Heptachlor Epoxide	0.50	U

6/13/03

FORM 1 PEST 12/88 Rev.

1D

PESTICIDE ORGANICS ANALYSIS SHEET

CLIENT SAMPLE NO.

ED3 COMP2

Lab Name: Lionville Labs, Inc. Work Order: 60107003001

Client: SHAW-SCHENECTADY

Matrix: WATER

Lab Sample ID: 0305L538-010

Sample wt/vol: 100 (g/mL) ML

Lab File ID: BLKOOPPB.02

Level: (low/med) LOW

Date Received: 05/31/03

% Moisture: not dec. _____ dec.

Date Extracted: 06/03/03

Extraction: (SepF/Cont/Sonc) CONT

Date Analyzed: 06/07/03

GPC Cleanup: (Y/N) N pH: 7.0

Dilution Factor: 1.00

CAS NO.	COMPOUND	CONCENTRATION UNITS: (ug/L or ug/Kg) ug/L	
76-44-8	Heptachlor	0.50	U
5103-71-9	alpha-Chlordane	0.50	U
5103-74-2	gamma-Chlordane	0.50	U
58-89-9	gamma-BHC (Lindane)	0.50	U
72-20-8	Endrin	1.0	U
72-43-5	Methoxychlor	5.0	U
8001-35-2	Toxaphene	50	U
1024-57-3	Heptachlor Epoxide	0.50	U

6/11/03

FORM 1 PEST 12/88 Rev.

1D

PESTICIDE ORGANICS ANALYSIS SHEET

CLIENT SAMPLE NO.

ED3 COMP3

Lab Name: Lionville Labs, Inc. Work Order: 60107003001

Client: SHAW-SCHENECTADY

Matrix: WATER

Lab Sample ID: 0305L538-011

Sample wt/vol: 100 (g/mL) ML

Lab File ID: BLKOOPPB.02

Level: (low/med) LOW

Date Received: 05/31/03

% Moisture: not dec. _____ dec.

Date Extracted: 06/03/03

Extraction: (SepF/Cont/Sonc) CONT

Date Analyzed: 06/07/03

GPC Cleanup: (Y/N) N pH: 7.0

Dilution Factor: 1.00

CAS NO.	COMPOUND	CONCENTRATION UNITS: (ug/L or ug/Kg) ug/L	
76-44-8	Heptachlor	0.50	U
5103-71-9	alpha-Chlordane	0.50	U
5103-74-2	gamma-Chlordane	0.50	U
58-89-9	gamma-BHC (Lindane)	0.50	U
72-20-8	Endrin	1.0	U
72-43-5	Methoxychlor	5.0	U
8001-35-2	Toxaphene	50	U
1024-57-3	Heptachlor Epoxide	0.50	U

FORM 1 PEST

12/88 Rev.

1B

SEMIVOLATILE ORGANICS ANALYSIS DATA SHEET

CLIENT SAMPLE NO.

ED3 COMP1

Lab Name: Lionville Labs, Inc. Work Order: 60107003001

Client: SHAW-SCHENECTADY

Matrix: (soil/water) WATER

Lab Sample ID: 0305L538-009

Sample wt/vol: 200 (g/mL) ML

Lab File ID: C061107

Level: (low/med) LOW

Date Received: 05/31/03

% Moisture: _____ decanted: (Y/N)__

Date Extracted: 06/03/03

Concentrated Extract Volume: 1000(uL)

Date Analyzed: 06/11/03

Injection Volume: 2.0(uL)

Dilution Factor: 1.00

GPC Cleanup: (Y/N) N

pH: 7.0

CAS NO.	COMPOUND	CONCENTRATION UNITS: (ug/L or ug/Kg) MG/L	Q
110-86-1	Pyridine	0.050	U
106-46-7	1,4-Dichlorobenzene	0.050	U
95-48-7	2-Methylphenol	0.050	U
106-44-5	3- and/or 4-Methylphenol	0.050	U
67-72-1	Hexachloroethane	0.050	U
98-95-3	Nitrobenzene	0.050	U
87-68-3	Hexachlorobutadiene	0.050	U
88-06-2	2,4,6-Trichlorophenol	0.050	U
95-95-4	2,4,5-Trichlorophenol	0.12	U
121-14-2	2,4-Dinitrotoluene	0.050	U
118-74-1	Hexachlorobenzene	0.050	U
87-86-5	Pentachlorophenol	0.12	U

FORM 1 SV-1 RFW (v3.3)

1B

SEMIVOLATILE ORGANICS ANALYSIS DATA SHEET

CLIENT SAMPLE NO.

ED3 COMP2

Lab Name: Lionville Labs, Inc. Work Order: 60107003001

Client: SHAW-SCHENECTADY

Matrix: (soil/water) WATER

Lab Sample ID: 0305L538-010

Sample wt/vol: 200 (g/mL) ML

Lab File ID: C061108

Level: (low/med) LOW

Date Received: 05/31/03

% Moisture: _____ decanted: (Y/N)__

Date Extracted: 06/03/03

Concentrated Extract Volume: 1000(uL)

Date Analyzed: 06/11/03

Injection Volume: 2.0(uL)

Dilution Factor: 1.00

GPC Cleanup: (Y/N) N

pH: 7.0

CAS NO.	COMPOUND	CONCENTRATION UNITS: (ug/L or ug/Kg) MG/L	Q
110-86-1	Pyridine	0.050	U
106-46-7	1,4-Dichlorobenzene	0.050	U
95-48-7	2-Methylphenol	0.050	U
106-44-5	3- and/or 4-Methylphenol	0.050	U
67-72-1	Hexachloroethane	0.050	U
98-95-3	Nitrobenzene	0.050	U
87-68-3	Hexachlorobutadiene	0.050	U
88-06-2	2,4,6-Trichlorophenol	0.050	U
95-95-4	2,4,5-Trichlorophenol	0.12	U
121-14-2	2,4-Dinitrotoluene	0.050	U
118-74-1	Hexachlorobenzene	0.050	U
87-86-5	Pentachlorophenol	0.12	U

1B

SEMIVOLATILE ORGANICS ANALYSIS DATA SHEET

CLIENT SAMPLE NO.

ED3 COMP3

Lab Name: Lionville Labs, Inc. Work Order: 60107003001

Client: SHAW-SCHENECTADY

Matrix: (soil/water) WATER

Lab Sample ID: 0305L538-011

Sample wt/vol: 200 (g/mL) ML

Lab File ID: C061109

Level: (low/med) LOW

Date Received: 05/31/03

% Moisture: _____ decanted: (Y/N)__

Date Extracted: 06/03/03

Concentrated Extract Volume: 1000(uL)

Date Analyzed: 06/11/03

Injection Volume: 2.0(uL)

Dilution Factor: 1.00

GPC Cleanup: (Y/N) N

pH: 7.0

CAS NO.	COMPOUND	CONCENTRATION UNITS: (ug/L or ug/Kg) MG/L	Q
110-86-1	Pyridine	0.050	U
106-46-7	1,4-Dichlorobenzene	0.050	U
95-48-7	2-Methylphenol	0.050	U
106-44-5	3- and/or 4-Methylphenol	0.050	U
67-72-1	Hexachloroethane	0.050	U
98-95-3	Nitrobenzene	0.050	U
87-68-3	Hexachlorobutadiene	0.050	U
88-06-2	2,4,6-Trichlorophenol	0.050	U
95-95-4	2,4,5-Trichlorophenol	0.12	U
121-14-2	2,4-Dinitrotoluene	0.050	U
118-74-1	Hexachlorobenzene	0.050	U
87-86-5	Pentachlorophenol	0.12	U

FORM 1 SV-1

RFW (v3.3)

1B

SEMIVOLATILE ORGANICS ANALYSIS DATA SHEET

CLIENT SAMPLE NO.

ED1 COMP1

Lab Name: Lionville Labs, Inc. Work Order: 60107003001

Client: SHAW-SCHENECTADY

Matrix: (soil/water) WATER

Lab Sample ID: 0305L538-012

Sample wt/vol: 200 (g/mL) ML

Lab File ID: C061110

Level: (low/med) LOW

Date Received: 05/31/03

% Moisture: _____ decanted: (Y/N)__

Date Extracted: 06/03/03

Concentrated Extract Volume: 1000(uL)

Date Analyzed: 06/11/03

Injection Volume: 2.0(uL)

Dilution Factor: 1.00

GPC Cleanup: (Y/N) N

pH: 7.0

CAS NO.	COMPOUND	CONCENTRATION UNITS: (ug/L or ug/Kg) MG/L	Q
110-86-1	Pyridine	0.050	U
106-46-7	1,4-Dichlorobenzene	0.050	U
95-48-7	2-Methylphenol	0.050	U
106-44-5	3- and/or 4-Methylphenol	0.050	U
67-72-1	Hexachloroethane	0.050	U
98-95-3	Nitrobenzene	0.050	U
87-68-3	Hexachlorobutadiene	0.050	U
88-06-2	2,4,6-Trichlorophenol	0.050	U
95-95-4	2,4,5-Trichlorophenol	0.12	U
121-14-2	2,4-Dinitrotoluene	0.050	U
118-74-1	Hexachlorobenzene	0.050	U
87-86-5	Pentachlorophenol	0.12	U

FORM 1 SV-1

RFW (v3.3)

1D

PESTICIDE ORGANICS ANALYSIS SHEET

CLIENT SAMPLE NO.

ED3 COMP2

Lab Name: Lionville Labs, Inc. Work Order: 60107003001

Client: SHAW-SCHENECTADY

Matrix: SOLID Lab Sample ID: 0305L538-002

Sample wt/vol: 30.0 (g/mL) G Lab File ID: BLKLACHJ.02

Level: (low/med) LOW Date Received: 05/31/03

% Moisture: not dec. 15 dec. Date Extracted: 06/03/03

Extraction: (SepF/Cont/Sonc) SONC Date Analyzed: 06/25/03

GPC Cleanup: (Y/N) N pH: 7.0 Dilution Factor: 2.00

CAS NO.	COMPOUND	CONCENTRATION UNITS: (ug/L or ug/Kg) UG/KG	
12674-11-2	Aroclor-1016	1200	U
11104-28-2	Aroclor-1221	1200	U
11141-16-5	Aroclor-1232	1200	U
53469-21-9	Aroclor-1242	1200	U
12672-29-6	Aroclor-1248	1200	U
11097-69-1	Aroclor-1254	1200	U
11096-82-5	Aroclor-1260	1200	U

FORM 1 PEST 12/88 Rev.

1D

PESTICIDE ORGANICS ANALYSIS SHEET

CLIENT SAMPLE NO.

ED3 COMP3

Lab Name: Lionville Labs, Inc. Work Order: 60107003001

Client: SHAW-SCHENECTADY

Matrix: SOLID Lab Sample ID: 0305L538-003

Sample wt/vol: 30.0 (g/mL) G Lab File ID: BLKLACHJ.02

Level: (low/med) LOW Date Received: 05/31/03

% Moisture: not dec. 7 dec. Date Extracted: 06/03/03

Extraction: (SepF/Cont/Sonc) SONC Date Analyzed: 06/25/03

GPC Cleanup: (Y/N) N pH: 7.0 Dilution Factor: 2.00

CAS NO.	COMPOUND	CONCENTRATION UNITS: (ug/L or ug/Kg) UG/KG	
12674-11-2	Aroclor-1016	1100	U
11104-28-2	Aroclor-1221	1100	U
11141-16-5	Aroclor-1232	1100	U
53469-21-9	Aroclor-1242	1100	U
12672-29-6	Aroclor-1248	1100	U
11097-69-1	Aroclor-1254	1100	U
11096-82-5	Aroclor-1260	1100	U

FORM 1 PEST 12/88 Rev.

1D

PESTICIDE ORGANICS ANALYSIS SHEET

CLIENT SAMPLE NO.

ED1 COMP1

Lab Name: Lionville Labs, Inc. Work Order: 60107003001

Client: SHAW-SCHENECTADY

Matrix: SOLID Lab Sample ID: 0305L538-004

Sample wt/vol: 30.0 (g/mL) G Lab File ID: BLKLACHJ.02

Level: (low/med) LOW Date Received: 05/31/03

% Moisture: not dec. 5 dec. Date Extracted: 06/03/03

Extraction: (SepF/Cont/Sonc) SONC Date Analyzed: 06/25/03

GPC Cleanup: (Y/N) N pH: 7.0 Dilution Factor: 2.00

CAS NO.	COMPOUND	CONCENTRATION UNITS: (ug/L or ug/Kg) UG/KG	
12674-11-2	Aroclor-1016	1100	U
11104-28-2	Aroclor-1221	1100	U
11141-16-5	Aroclor-1232	1100	U
53469-21-9	Aroclor-1242	1100	U
12672-29-6	Aroclor-1248	1100	U
11097-69-1	Aroclor-1254	1100	U
11096-82-5	Aroclor-1260	1100	U

FORM 1 PEST 12/88 Rev.

1D

PESTICIDE ORGANICS ANALYSIS SHEET

CLIENT SAMPLE NO.

ED3 COMP1

Lab Name: Lionville Labs, Inc. Work Order: 60107003001

Client: SHAW-SCHENECTADY

Matrix: SOLID

Lab Sample ID: 0305L538-001

Sample wt/vol: 30.0 (g/mL) G

Lab File ID: BLKLACHJ.02

Level: (low/med) LOW

Date Received: 05/31/03

% Moisture: not dec. 10 dec.

Date Extracted: 06/03/03

Extraction: (SepF/Cont/Sonc) SONC

Date Analyzed: 06/25/03

GPC Cleanup: (Y/N) N pH: 7.0

Dilution Factor: 2.00

CAS NO.	COMPOUND	CONCENTRATION UNITS: (ug/L or ug/Kg) UG/KG	
12674-11-2	Aroclor-1016	1100	U
11104-28-2	Aroclor-1221	1100	U
11141-16-5	Aroclor-1232	1100	U
53469-21-9	Aroclor-1242	1100	U
12672-29-6	Aroclor-1248	1100	U
11097-69-1	Aroclor-1254	1100	U
11096-82-5	Aroclor-1260	1100	U

FORM 1 PEST 12/88 Rev.

1A
VOLATILE ORGANICS ANALYSIS SHEET

EPA SAMPLE NO.

ED3 COMP1

Lab Name: Lionville Labs, Inc. Contract: 60107003001

Lab Code: Lionvi Case No.: _____ SAS No.: _____ SDG No.: _____

Matrix: (soil/water) WATER Lab Sample ID: 0305L538-005

Sample wt/vol: 5.00 (g/mL) ML Lab File ID: x060216

Level: (low/med) LOW Date Received: 05/31/03

% Moisture: not dec. _____ Date Analyzed: 06/02/03

Column: (pack/cap) CAP Dilution Factor: 5.00

CAS NO.	COMPOUND	CONCENTRATION UNITS: (ug/L or ug/Kg) UG/L	
75-01-4	Vinyl Chloride	50	U
75-35-4	1,1-Dichloroethene	50	U
67-66-3	Chloroform	50	U
107-06-2	1,2-Dichloroethane	50	U
78-93-3	Methylethylketone	50	U
56-23-5	Carbon Tetrachloride	50	U
79-01-6	Trichloroethene	50	U
71-43-2	Benzene	50	U
127-18-4	Tetrachloroethene	50	U
108-90-7	Chlorobenzene	50	U

FORM 1 V-1 1/87 Rev.

1A

VOLATILE ORGANICS ANALYSIS SHEET

EPA SAMPLE NO.

ED3 COMP2

Lab Name: Lionville Labs, Inc. Contract: 60107003001

Lab Code: Lionvi Case No.: _____ SAS No.: _____ SDG No.: _____

Matrix: (soil/water) WATER Lab Sample ID: 0305L538-006

Sample wt/vol: 5.00 (g/mL) ML Lab File ID: x060217

Level: (low/med) LOW Date Received: 05/31/03

% Moisture: not dec. _____ Date Analyzed: 06/02/03

Column: (pack/cap) CAP Dilution Factor: 5.00

CAS NO.	COMPOUND	CONCENTRATION UNITS: (ug/L or ug/Kg) UG/L	
75-01-4	Vinyl Chloride	50	U
75-35-4	1,1-Dichloroethene	50	U
67-66-3	Chloroform	50	U
107-06-2	1,2-Dichloroethane	50	U
78-93-3	Methylethylketone	50	U
56-23-5	Carbon Tetrachloride	50	U
79-01-6	Trichloroethene	20	J
71-43-2	Benzene	50	U
127-18-4	Tetrachloroethene	50	U
108-90-7	Chlorobenzene	50	U

FORM 1 V-1 1/87 Rev.

1A

VOLATILE ORGANICS ANALYSIS SHEET

EPA SAMPLE NO.

ED3 COMP3

Lab Name: Lionville Labs, Inc. Contract: 60107003001

Lab Code: Lionvi Case No.: _____ SAS No.: _____ SDG No.: _____

Matrix: (soil/water) WATER Lab Sample ID: 0305L538-007

Sample wt/vol: 5.00 (g/mL) ML Lab File ID: x060218

Level: (low/med) LOW Date Received: 05/31/03

% Moisture: not dec. _____ Date Analyzed: 06/02/03

Column: (pack/cap) CAP Dilution Factor: 5.00

CAS NO.	COMPOUND	CONCENTRATION UNITS: (ug/L or ug/Kg) UG/L	
75-01-4	Vinyl Chloride	50	U
75-35-4	1,1-Dichloroethene	50	U
67-66-3	Chloroform	50	U
107-06-2	1,2-Dichloroethane	50	U
78-93-3	Methylethylketone	50	U
56-23-5	Carbon Tetrachloride	50	U
79-01-6	Trichloroethene	50	U
71-43-2	Benzene	50	U
127-18-4	Tetrachloroethene	50	U
108-90-7	Chlorobenzene	50	U

FORM 1 V-1 1/87 Rev.

1A

VOLATILE ORGANICS ANALYSIS SHEET

EPA SAMPLE NO.

ED1 COMP1

Lab Name: Lionville Labs, Inc. Contract: 60107003001

Lab Code: Lionvi Case No.: _____ SAS No.: _____ SDG No.: _____

Matrix: (soil/water) WATER Lab Sample ID: 0305L538-008

Sample wt/vol: 5.00 (g/mL) ML Lab File ID: x060219

Level: (low/med) LOW Date Received: 05/31/03

% Moisture: not dec. _____ Date Analyzed: 06/02/03

Column: (pack/cap) CAP Dilution Factor: 5.00

CAS NO.	COMPOUND	CONCENTRATION UNITS: (ug/L or ug/Kg) UG/L	
75-01-4	Vinyl Chloride	50	U
75-35-4	1,1-Dichloroethene	50	U
67-66-3	Chloroform	50	U
107-06-2	1,2-Dichloroethane	50	U
78-93-3	Methylethylketone	50	U
56-23-5	Carbon Tetrachloride	50	U
79-01-6	Trichloroethene	50	U
71-43-2	Benzene	50	U
127-18-4	Tetrachloroethene	50	U
108-90-7	Chlorobenzene	50	U

FORM 1 V-1 1/87 Rev.

Paint filter

9175 715 AM START time
End time 800
6-2-03

Prep Batch
03LPA006
6-2-03

Sample ID	Result Yes/No - free liquid
030SL538-001	No
002	No
003	No
004	No



JH 6-2-03

6-2-03

Jack J. Perrone 6-2-03

JH 6-2-03

Lionville Laboratory, Inc.

INORGANICS DATA SUMMARY REPORT 06/12/03

CLIENT: SHAW-SCHENECTADY LVL LOT #: 0305L538

WORK ORDER: 60107-003-001-9999-00

SAMPLE	SITE ID	ANALYTE	RESULT	UNITS	REPORTING LIMIT	DILUTION FACTOR
-001	ED3 COMP1	% Solids	89.8	%	0.01	1.0
		Cyanide, Reactive	0.48 u	MG/KG	0.48	1.0
		Petroleum Hydrocarbons	895	MG/KG	18.5	5.0
		Sulfide, Reactive	41.1 u	MG/KG	41.1	1.0
-002	ED3 COMP2	% Solids	84.9	%	0.01	1.0
		Cyanide, Reactive	0.50 u	MG/KG	0.50	1.0
		Petroleum Hydrocarbons	1760	MG/KG	39.3	10.0
		Sulfide, Reactive	54.5 u	MG/KG	54.5	1.0
-003	ED3 COMP3	% Solids	93.2	%	0.01	1.0
		Cyanide, Reactive	0.50 u	MG/KG	0.50	1.0
		Petroleum Hydrocarbons	1950	MG/KG	35.8	10.0
		Sulfide, Reactive	49.2 u	MG/KG	49.2	1.0
-004	ED1 COMP1	% Solids	94.6	%	0.01	1.0
		Cyanide, Reactive	0.49 u	MG/KG	0.49	1.0
		Petroleum Hydrocarbons	128	MG/KG	3.5	1.0
		Sulfide, Reactive	43.4 u	MG/KG	43.4	1.0

APPENDIX F
BORING LOGS

Drilling Log

Monitoring Well **PZ-06**

Project *SADVA (Army Depot)* Owner *U.S. Army Corps of Engineers (USACE)*

Location *Northeast Industrial Park* Proj. No. *838360*

Surface Elev. *NA* Total Hole Depth *35.0 ft.* North _____ East _____

Top of Casing *NA* Water Level Initial ∇ *15.0 ft.* Static *NA* Diameter *2 in.*

Screen: Dia *3/4 in.* Length *10 ft.* Type/Size *PVC*

Casing: Dia *NA* Length *NA* Type *NA*

Fill Material *Sand* Rig/Core *Geoprobe*

Drill Co. *ADT* Method *Direct Push*

Driller *S. Przybylski* Log By *C. Slaughter* Date *4/8/03* Permit # *NA*

Checked By _____ License No. _____

COMMENTS

Depth (ft.)	Well Completion	PID (ppm)	Sample ID % Recovery	Blow Count Recovery	Graphic Log	USCS Class.	Description (Color, Texture, Structure) Geologic descriptions are based on ASTM Standard D 2487-93 and the USCS.
0						ML	Silt and very fine sand with a little clay
2		0.0	35%			GP	Gravel and coal with some silt
							Railroad tie (wood)
4						GM	Silt and gravel with a trace of clay, wood and plastic fabric fragments
6		0.0	35%				
8						CL	Mottled clay with a few coarse grains (PID=0.0)
10		0.0/94.2	30%			GP	Coal, wood fragments, and small gravel, black in color could be staining, oderous, no sheen (PID=94.2)
12						CL ML	Silty clay with some coarse grains (PID=19)
14		19/282	35%			GM	Silt and fine to medium grained sand with gravel and some wood fragments, very moist, oderous, sheen (PID=282)
16						SW	Medium grained sand, oderous, sheen and staining
18		448	75%				
20							

Continued Next Page

IT COMMERCIAL Rev 12/6/99 SADVA.GPJ IT_CORP.GDT 5/6/03

Drilling Log

Monitoring Well **PZ-06**

Project *SADVA (Army Depot)* Owner *U.S. Army Corps of Engineers (USACE)*

Location *Northeast Industrial Park* Proj. No. *838360*

Depth (ft.)	Well Completion	PID (ppm)	Sample ID / % Recovery	Blow Count Recovery	Graphic Log	USCS Class.	Description (Color, Texture, Structure) — Geologic descriptions are based on ASTM Standard D 2487-93 and the USCS.
20							*Continued*
							Medium grained sand with some coarse material, oderous, sheen and staining
22		428	70%			SP	
24						GM	Silt and gravel, oderous, sheen, stained
26		449	40%			SW	Medium to coarse grained sand, oderous, sheen, stained
						GM	Silt and gravel, oderous, sheen, stained
28							
30						GP	Medium grained sand with abundant gravel, very few fines
32		0.0	50%				
34							
36							
38							
40							
42							
44							
46							

IT_COMMERCIAL Rev: 12/6/99 SADVA.GPJ IT_CORP.GDT 5/6/03

Drilling Log

Monitoring Well **PZ-30**

Project *SADVA (Army Depot)* Owner *U.S. Army Corps of Engineers (USACE)*

Location *Northeast Industrial Park* Proj. No. *838360*

Surface Elev. *NA* Total Hole Depth *24.0 ft.* North _____ East _____

Top of Casing *NA* Water Level Initial ▽ *16.5 ft.* Static *NA* Diameter *2 in.*

Screen: Dia *3/4 in.* Length *10 ft.* Type/Size *PVC*

Casing: Dia *NA* Length *NA* Type *NA*

Fill Material *Sand* Rig/Core *Geoprobe*

Drill Co. *ADT* Method *Direct Push*

Driller *S. Przybylski* Log By *C. Slaughter* Date *4/7/03* Permit # *NA*

Checked By _____ License No. _____

COMMENTS

Depth (ft.)	Well Completion	PID (ppm)	Sample ID / % Recovery	Blow Count / Recovery	Graphic Log	USCS Class.	Description (Color, Texture, Structure) — Geologic descriptions are based on ASTM Standard D 2487-93 and the USCS.
0							
2		15.4	65%			GM	Silt and very fine sand with abundant gravel and shale fragments
4							Clayey silt with some gravel and shale fragments
6		16.2	10%			GM GC	
8							Silty clay with some gravel and shale fragments
10		10.4	10%			GM GC	
12							Clay and silt with no coarse material, very moist (soup)
14		16.4	25%			ML	
16 ▽							Clay and silt with no coarse material, very moist (soup)
18		15.01	55%			ML	
20							

Continued Next Page

IT CORPORATION Rev. 12/6/99 SADVA.GPJ IT_CORP.GDT 5/6/03

Drilling Log

Monitoring Well **PZ-30**

Project *SADVA (Army Depot)* Owner *U.S. Army Corps of Engineers (USACE)*

Location *Northeast Industrial Park* Proj. No. *838360*

Depth (ft.)	Well Completion	PID (ppm)	Sample ID / % Recovery	Blow Count / Recovery	Graphic Log	USCS Class.	Description (Color, Texture, Structure) Geologic descriptions are based on ASTM Standard D 2487-93 and the USCS.
20							*Continued*
22		42.0	75%			GP	Gravel and shale fragments with clay and silt, very moist, stained and oderous, Refusal at 24 ft
24							
26							
28							
30							
32							
34							
36							
38							
40							
42							
44							
46							

IT_COMMERCIAL Rev: 12/6/99 SADVA.GPJ IT_CORP.GDT 5/6/03

Drilling Log

Soil Boring **SB-12**

Project *SADVA (Army Depot)* Owner *U.S. Army Corps of Engineers (USACE)*

Location *Northeast Industrial Park* Proj. No. *838360*

Surface Elev. *NA* Total Hole Depth *35.0 ft.* North _____ East _____

Top of Casing *NA* Water Level Initial ▽ *16.0 ft.* Static *NA* Diameter _____

Screen: Dia *NA* Length *NA* Type/Size *NA*

Casing: Dia *NA* Length *NA* Type *NA*

Fill Material _____ Rig/Core *Geoprobe*

Drill Co. *ADT* Method *Direct Push*

Driller *S. Przybylski* Log By *C. Slaughter* Date *4/8/03* Permit # *NA*

Checked By _____ License No. _____

COMMENTS

Depth (ft.)	PID (ppm)	Sample ID / % Recovery	Blow Count / Recovery	Graphic Log	USCS Class.	Description (Color, Texture, Structure)
						Geologic descriptions are based on ASTM Standard D 2487-93 and the USCS.
0						Silt and very fine sand with a little clay, coarse material throughout
2	0.0	55%			GM	
4						Silt with coarse sands and gravel, with a little clay
6	0.0	SB-12 4'-5' 75%			GM	
8						Med grained sand and coarse material
10	0.0	60%			GP	
					GM	Silt with gravel and some clay
12						Medium grained sand with some shale fragments
14	0.0	SB-12 13'-15' 65%			SP	
16 ▽					GM	Silt and fine sand with shale fragements
						Silt and fine sand with gravel throughout, clay content increases with depth
18	0.0	55%			GM	
20						

Continued Next Page

12/6/99 SADVA.GPJ IT_CORP.GDT 5/6/03

Drilling Log

Soil Boring **SB-12**

Project *SADVA (Army Depot)* Owner *U.S. Army Corps of Engineers (USACE)*

Location *Northeast Industrial Park* Proj. No. *838360*

Depth (ft.)	PID (ppm)	Sample ID / % Recovery	Blow Count / Recovery	Graphic Log	USCS Class.	Description (Color, Texture, Structure) Geologic descriptions are based on ASTM Standard D 2487-93 and the USCS.
20						*Continued*
					SP	Medium to coarse grained sand (PID=11.5)
22	11.5/221	SB-12 23'-25' 100%				
					GM	Silt and coarse sand with shale fragments, heavily stained, oderous and metallic sheen (PID=221)
24						
					GM	Silt and coarse sand with shale fragments, heavily stained, oderous and metallic sheen (PID=510)
26	510/33	30%				
					SP	Medium to coarse grained sand (PID=33)
28						
					SW	Coarse sand (PID=0.0 @ 29'-35', PID=1.1 @ 30')
30						
32	1.1/0.0	65%				
34						
36						
38						
40						
42						
44						
46						

IT_COMMERCIAL Rev: 12/6/99 SADVA.GPJ IT_CORP.GDT 5/6/03

Drilling Log

Soil Boring **SB-13**

Project *SADVA (Army Depot)* Owner *U.S. Army Corps of Engineers (USACE)*

Location *Northeast Industrial Park* Proj. No. *838360*

Surface Elev. *NA* Total Hole Depth *30.0 ft.* North _____ East _____

Top of Casing *NA* Water Level Initial ▽ *15.0 ft.* Static *NA* Diameter _____

Screen: Dia *NA* Length *NA* Type/Size *NA*

Casing: Dia *NA* Length *NA* Type *NA*

Fill Material _____ Rig/Core *Geoprobe*

Drill Co. *ADT* Method *Direct Push*

Driller *S. Przybylski* Log By *C. Slaughter* Date *4/16/03* Permit # *NA*

Checked By _____ License No. _____

COMMENTS

Depth (ft.)	PID (ppm)	Sample ID / % Recovery	Blow Count Recovery	Graphic Log	USCS Class.	Description (Color, Texture, Structure) Geologic descriptions are based on ASTM Standard D 2487-93 and the USCS.
0						
2	0.0	35%			GM GC	Clayey silt with gravel, dry.
4					GM	Silt with shale fragments, dry.
6	0.0	SB-13 5'-7' 90%			GM GC	Silt with clay, gravel and shale fragments.
8					GM	Gravel with silt, moist.
10	0.0	85%			GM	Silt and fine to medium grained sand with some gravel.
					SW	Medium grained sand.
12					SM	Medium grained sand with silt, clay, cobble and some gravel.
14 ▽	0.0	SB-13 13'-15' 75%			SM	Medium grained sand with some gravel and shale fragments, liquified clay and silt, very wet.
16					GW	Small gravel, moist.
18	0.0	100%			SP	Medium grained sand with some gravel.
20					ML CL	Clayey silt with some gravel, tightly packed.

Continued Next Page

IT_COMMERCIAL Rev. 12/6/99 SADVA.GPJ IT_CORP.GDT 5/6/03

Drilling Log

Soil Boring **SB-13**

Project *SADVA (Army Depot)* Owner *U.S. Army Corps of Engineers (USACE)*

Location *Northeast Industrial Park* Proj. No. *838360*

Depth (ft.)	PID (ppm)	Sample ID / % Recovery	Blow Count / Recovery	Graphic Log	USCS Class.	Description (Color, Texture, Structure) Geologic descriptions are based on ASTM Standard D 2487-93 and the USCS.
20					GP	*Continued* Small gravel with medium to coarse sand, moist.
22	0.0/231	100%			SC	Medium grained sand, clay content appears, moist (PID=0.0).
					ML	Stained clayey silts with cobbles, sheen and odor (PID=231).
24					GM	Gravel with silt and medium grained sand, stained, sheen and odor (PID=77.0).
					SW	Gravelly medium grained sand (PID=13.2).
26	77/13.2/0.0	SB-13 24'-26' 100%			SW	Medium and coarse grained sand (PID=0.0).
28						
30						
32						
34						
36						
38						
40						
42						
44						
46						

IT_COMMERCIAL Rev: 12/6/99 SADVA.GPJ IT_CORP.GDT 5/6/03

Drilling Log

Soil Boring **SB-16**

Project *SADVA (Army Depot)* Owner *U.S. Army Corps of Engineers (USACE)*

Location *Northeast Industrial Park* Proj. No. *838360*

Surface Elev. *NA* Total Hole Depth *29.5 ft.* North _____ East _____

Top of Casing *NA* Water Level Initial ▽ *15.0 ft.* Static *NA* Diameter _____

Screen: Dia *NA* Length *NA* Type/Size *NA*

Casing: Dia *NA* Length *NA* Type *NA*

Fill Material _____ Rig/Core *Geoprobe*

Drill Co. *ADT* Method *Direct Push*

Driller *S. Pryzbylski* Log By *C. Slaughter* Date *4/16/03* Permit # *NA*

Checked By _____ License No. _____

COMMENTS

Depth (ft.)	PID (ppm)	Sample ID / % Recovery	Blow Count / Recovery	Graphic Log	USCS Class.	Description (Color, Texture, Structure) — Geologic descriptions are based on ASTM Standard D 2487-93 and the USCS.
0						
2	0.0	80%			GM	Silt with gravel and shale fragments, dry.
4					GM	Silt with gravleel and shale fragments, dry.
6	0.0	80%			SW	Fine to medium grained sand with gravel and cobbles.
8					GM	Silt with gravel and fine to medium sand.
10	0.0	55%			GM	Silt and medium grained sand with cobbles and some gravels.
12					SP	Medium grained sand with some shale fragments, liquified silt, very wet.
14 ▽	0.0	SB-16 14'-16' 65%				
16					SW	Medium grained sand.
18	0.0	50%				Shale and cobble fragments.
20					SW	Medium grained sand.

Continued Next Page

COMMERCIAL Rev. 12/6/99 SADVA.GPJ IT_CORP.GDT 5/6/03

Drilling Log

Soil Boring **SB-16**

Project *SADVA (Army Depot)* Owner *U.S. Army Corps of Engineers (USACE)*

Location *Northeast Industrial Park* Proj. No. *838360*

Depth (ft.)	PID (ppm)	Sample ID / % Recovery	Blow Count / Recovery	Graphic Log	USCS Class.	Description (Color, Texture, Structure) — Geologic descriptions are based on ASTM Standard D 2487-93 and the USCS.
20						*Continued*
22	0.0	85%			SW	Medium grained sand.
24						Gravel and coarse sand, stained and odoreous with a sheen, Refusal @ 29.5 ft.
26	190	65%			GP	
28						
30						
32						
34						
36						
38						
40						
42						
44						
46						

Drilling Log

Soil Boring **SB-33**

Project *SADVA (Army Depot)* Owner *U.S. Army Corps of Engineers (USACE)*

Location *Northeast Industrial Park* Proj. No. *838360*

Surface Elev. *NA* Total Hole Depth *24.0 ft.* North _____ East _____

Top of Casing *NA* Water Level Initial ▽ *17.0 ft.* Static *NA* Diameter _____

Screen: Dia *NA* Length *NA* Type/Size *NA*

Casing: Dia *NA* Length *NA* Type *NA*

Fill Material _____ Rig/Core *Geoprobe*

Drill Co. *ADT* Method *Direct Push*

Driller *S. Przybylski* Log By *C. Slaughter* Date *4/8/03* Permit # *NA*

Checked By _____ License No. _____

COMMENTS

Depth (ft.)	PID (ppm)	Sample ID / % Recovery	Blow Count / Recovery	Graphic Log	USCS Class.	Description (Color, Texture, Structure) — Geologic descriptions are based on ASTM Standard D 2487-93 and the USCS.
0						
2	7.1	65%			GM GC	Clayey silt with gravel and shale fragments throughout
4						
6	0.0	SB-12 3'-5' 55%			GP	Shale fragments and gravel with some silt and very fine sand
8					CL	Silty clay, very moist
10	0.0	50%			SP	Medium grained sand with some coarse material
12					GM	Silt and very fine to medium grained sand with abundant gravel
					GP	Medium to coarse grained sand with abundant gravel and cobbles
14	0.0	85%				
16					GM	Silt and very fine sand with abundant gravel (PID=10)
18	10/384	SB-12 16'-18' 20' 90%			SW	Medium grained sand, oderous, stained, sheen (PID=384)
20						

Continued Next Page

12/6/99 SADVA.GPJ IT_CORP.GDT 5/6/03

Drilling Log

Soil Boring **SB-33**

Project *SADVA (Army Depot)* Owner *U.S. Army Corps of Engineers (USACE)*

Location *Northeast Industrial Park* Proj. No. *838360*

Depth (ft.)	PID (ppm)	Sample ID / % Recovery	Blow Count / Recovery	Graphic Log	USCS Class.	Description (Color, Texture, Structure) Geologic descriptions are based on ASTM Standard D 2487-93 and the USCS.
20						*Continued*
					GP	Coarse grained sand and gravel, oderous, sheen (PID=99)
22	99/189	80%			GP	Medium grained sand and gravel, oderous, sheen, Refusal @ 24 ft (PID=189)
24						
26						
28						
30						
32						
34						
36						
38						
40						
42						
44						
46						

Drilling Log

Soil Boring **SB-34**

Project *SADVA (Army Depot)* Owner *U.S. Army Corps of Engineers (USACE)*

Location *Northeast Industrial Park* Proj. No. *838360*

Surface Elev. *NA* Total Hole Depth *24.0 ft.* North _____ East _____

Top of Casing *NA* Water Level Initial ▽ *16.0 ft.* Static *NA* Diameter _____

Screen: Dia *NA* Length *NA* Type/Size *NA*

Casing: Dia *NA* Length *NA* Type *NA*

Fill Material _____ Rig/Core *Geoprobe*

Drill Co. *ADT* Method *Direct Push*

Driller *S. Przybylski* Log By *C. Slaughter* Date *4/16/03* Permit # *NA*

Checked By _____ License No. _____

COMMENTS

Depth (ft.)	PID (ppm)	Sample ID / % Recovery	Blow Count / Recovery	Graphic Log	USCS Class.	Description (Color, Texture, Structure) — Geologic descriptions are based on ASTM Standard D 2487-93 and the USCS.
0						
2	0.0	90%			GM	Silt with abbundant shale fragments, clay content appears in the last 6" of the section.
4					GM	Silt with gravel.
6	0.0	65%			GM GC	Silty clay with gravel, shale fragments and cobble fragments.
8					SP	Fine to medium grained sand with rock fragments and a little silt.
10	0.0	75%			SP	Medium grained sand with some gravel.
12					GM	Shale fragments with some silt and fine to medium grained sand.
					GP	Rock and shale fragments with medium grained sand.
14	0.0	SB-34 14'-16' 75%			SW	Medium grained sand with some gravel and shale fragement, moist.
16 ▽						
					SW	Medium grained sand, clay content increases with depth, no coarse material present, moist.
18	51.9	40%				
20						

Continued Next Page

IT CONFIDENTIAL Rev. 12/6/99 SADVA.GPJ IT_CORP.GDT 5/6/03

Drilling Log

Soil Boring **SB-34**

Project *SADVA (Army Depot)* Owner *U.S. Army Corps of Engineers (USACE)*

Location *Northeast Industrial Park* Proj. No. *838360*

Depth (ft.)	PID (ppm)	Sample ID / % Recovery	Blow Count Recovery	Graphic Log	USCS Class.	Description (Color, Texture, Structure) — Geologic descriptions are based on ASTM Standard D 2487-93 and the USCS.
20						*Continued*
22	393	SB-34 21'-23' 65%			SW	Stained medium grained sand and gravel with some silt and clay content increasing with depth, moist (Refusal @ 24 ft.).
24						
26						
28						
30						
32						
34						
36						
38						
40						
42						
44						
46						

IT_COMMERCIAL Rev: 12/6/99 SADVA.GPJ IT_CORP.GDT 5/6/03

Drilling Log

Soil Boring **SB-35**

Project *SADVA (Army Depot)* Owner *U.S. Army Corps of Engineers (USACE)*

Location *Northeast Industrial Park* Proj. No. *838360*

Surface Elev. *NA* Total Hole Depth *29.0 ft.* North _____ East _____

Top of Casing *NA* Water Level Initial ▽ *16.0 ft.* Static *NA* Diameter _____

Screen: Dia *NA* Length *NA* Type/Size *NA*

Casing: Dia *NA* Length *NA* Type *NA*

Fill Material _____ Rig/Core *Geoprobe*

Drill Co. *ADT* Method *Direct Push*

Driller *S. Przybylski* Log By *C. Slaughter* Date *4/8/03* Permit # *NA*

Checked By _____ License No. _____

COMMENTS

Depth (ft.)	PID (ppm)	Sample ID / % Recovery	Blow Count / Recovery	Graphic Log	USCS Class.	Description (Color, Texture, Structure) — Geologic descriptions are based on ASTM Standard D 2487-93 and the USCS.
0						
2	0.9	75%			GP	Shale fragments and gravel with some silt
4						
6	0.0	SB-35 3'-5' 65%			GM GC	Clayey silt and medium to coasre grained sand and gravel
8					SP	Medium grained sand with some gravel
10	0.0	70%			GM	Silt and very fine grained sand with abundant gravel and shale fragments
12					SP	Medium and coarse grained sands with gravel, very few fines
14	0.0	SB-35 14'-16' 80%				
16 ▽					SP	Medium grained sand with some silt and gravel (PID=0.0)
18	0.0/0.9/49	95%			GM	Silt with shale fragments and some coarse sands (PID=0.9)
20					GM	

Continued Next Page

[illegible] Rev. 12/6/99 SADVA.GPJ IT_CORP.GDT 5/6/03

Drilling Log

Soil Boring **SB-35**

Project *SADVA (Army Depot)* Owner *U.S. Army Corps of Engineers (USACE)*

Location *Northeast Industrial Park* Proj. No. *838360*

Depth (ft.)	PID (ppm)	Sample ID / % Recovery	Blow Count / Recovery	Graphic Log	USCS Class.	Description (Color, Texture, Structure) Geologic descriptions are based on ASTM Standard D 2487-93 and the USCS.
						Continued
20					SW	Silt with shale fragments and some coarse sands, stained (PID=49) Medium grained sand, oderous, sheen, stained, sampling tube broke dumped out core (PID=99.1)
22	99.1/201	SB-35 20'-24' %				
					ML	Clayey silt with no coarse material, oderous, sheen, stained (PID=201)
24					GC	Silty clay with abundant gravel
26					CL	Clay
	343	75%			SW	Medium grained sand with gravel and some clay, oderous, sheen, stained (Boring terminated due to equipment failure and lack of time)
28						
30						
32						
34						
36						
38						
40						
42						
44						
46						

IT_COMMERCIAL Rev: 12/6/99 SADVA.GPJ IT_CORP.GDT 5/6/03

Drilling Log

Soil Boring **SB-36**

Project *SADVA (Army Depot)* Owner *U.S. Army Corps of Engineers (USACE)*

Location *Northeast Industrial Park* Proj. No. *838360*

Surface Elev. *NA* Total Hole Depth *30.0 ft.* North _____ East _____

Top of Casing *NA* Water Level Initial ▽ *30.0 ft.* Static *NA* Diameter _____

Screen: Dia *NA* Length *NA* Type/Size *NA*

Casing: Dia *NA* Length *NA* Type *NA*

Fill Material _____ Rig/Core *Geoprobe*

Drill Co. *ADT* Method *Direct Push*

Driller *S. Pryzbylski* Log By *C. Slaughter* Date *4/16/03* Permit # *NA*

Checked By _____ License No. _____

COMMENTS

Depth (ft.)	PID (ppm)	Sample ID / % Recovery	Blow Count / Recovery	Graphic Log	USCS Class.	Description (Color, Texture, Structure) — Geologic descriptions are based on ASTM Standard D 2487-93 and the USCS.
0						
2	0.0	75%			GM	Silt with shale fragments, dry.
4						Silt with shale fragments, clay content increase with depth.
6	0.0	75%			GM GC	
8						Silt with shale fragments and some cobbles, dry.
10	0.0	75%			GM	
12						Shale fragments with a little silt, dry.
14	0.0	SB-36 13'-15' 80%			GM	Wet silt and clay with shale fragments and gravel.
16						Gravel and shale fragments with a little silt.
18	0.0	40%			GP	
20						

Continued Next Page

12/6/99 SADVA.GPJ IT_CORP.GDT 5/6/03

Drilling Log

Soil Boring **SB-36**

Project *SADVA (Army Depot)* Owner *U.S. Army Corps of Engineers (USACE)*

Location *Northeast Industrial Park* Proj. No. *838360*

Depth (ft.)	PID (ppm)	Sample ID / % Recovery	Blow Count / Recovery	Graphic Log	USCS Class.	Description (Color, Texture, Structure) Geologic descriptions are based on ASTM Standard D 2487-93 and the USCS.
20						*Continued*
					GM	Silt and fine grained sand with lots of gravel.
22	0.0	65%			ML CL	Clayey silt with a few gravels and shale fragments.
24					GM GC	Clayey silt with rock fragments (PID=160).
26	160/0.0	85%				
28					GM GC	Clayey silt with rock fragments (PID=0.0).
30 ▽						
32						
34						
36						
38						
40						
42						
44						
46						

IT_COMMERCIAL Rev: 12/6/99 SADVA.GPJ IT_CORP.GDT 5/6/03

Drilling Log

Soil Boring **SB-37**

Project *SADVA (Army Depot)* Owner *U.S. Army Corps of Engineers (USACE)*

Location *Northeast Industrial Park* Proj. No. *838360*

Surface Elev. *NA* Total Hole Depth *26.0 ft.* North _____ East _____

Top of Casing *NA* Water Level Initial ▽ *16.0 ft.* Static *NA* Diameter _____

Screen: Dia *NA* Length *NA* Type/Size *NA*

Casing: Dia *NA* Length *NA* Type *NA*

Fill Material _____ Rig/Core *Geoprobe*

Drill Co. *ADT* Method *Direct Push*

Driller *S. Przybylski* Log By *C. Slaughter* Date *4/16/03* Permit # *NA*

Checked By _____ License No. _____

COMMENTS

Depth (ft.)	PID (ppm)	Sample ID / % Recovery	Blow Count / Recovery	Graphic Log	USCS Class.	Description (Color, Texture, Structure)
						Geologic descriptions are based on ASTM Standard D 2487-93 and the USCS.
0					GM	Silt with gravel and shale fragements.
2	0.0	75%				
4					GM GC	Clayey silt with gravel and shale fragments.
					GM	Silt with gravel and shale fragments.
6	0.0	SB-37 4'-6' 75%			GM GC	Clayey silt with gravel and shale fragments.
8					GP	Fine to medium grained sand with coarse sand and gravels.
10	0.0	65%				
						Shale fragments.
12					GP	Fine to medium grained sand with coarse sands and gravels.
					GW	Gravel with very few fines (PID=0.0).
14	0.0/24.9	SB-37 14'-16' 50%			GP	Gravel and rock fragments, silt and clay content increases, moist.
					SW	Medium grained sand with slight odor, moist (PID=24.9).
16 ▽					SW	Medium grained sand with slight odor, moist (PID=51.9).
18	51.9/496	100%			SW	Stained medium grained sand with a sheen and odor, moist (PID=496).
20						

Continued Next Page

CONFIDENTIAL Rev. 12/6/99 SADVA.GPJ IT_CORP.GDT 5/6/03

Drilling Log

Soil Boring **SB-37**

Project *SADVA (Army Depot)* Owner *U.S. Army Corps of Engineers (USACE)*

Location *Northeast Industrial Park* Proj. No. *838360*

Depth (ft.)	PID (ppm)	Sample ID / % Recovery	Blow Count / Recovery	Graphic Log	USCS Class.	Description (Color, Texture, Structure) Geologic descriptions are based on ASTM Standard D 2487-93 and the USCS.
20						*Continued*
						Stained medium grained sand with a sheen and odor, moist.
22	279	35%			SW	
						Stained medium grained sand with sheen and odor, moist (Boring collapsed).
24	201	35%			SW	
26						
28						
30						
32						
34						
36						
38						
40						
42						
44						
46						

IT_COMMERCIAL Rev: 12/6/99 SADVA.GPJ IT_CORP.GDT 5/6/03

Drilling Log

Soil Boring **SB-38**

Project *SADVA (Army Depot)* Owner *U.S. Army Corps of Engineers (USACE)*

Location *Northeast Industrial Park* Proj. No. *838360*

Surface Elev. *NA* Total Hole Depth *29.0 ft.* North _____ East _____

Top of Casing *NA* Water Level Initial ▽ *16.0 ft.* Static *NA* Diameter _____

Screen: Dia *NA* Length *NA* Type/Size *NA*

Casing: Dia *NA* Length *NA* Type *NA*

Fill Material _____ Rig/Core *Geoprobe*

Drill Co. *ADT* Method *Direct Push*

Driller *S. Pryzbylski* Log By *C. Slaughter* Date *4/16/03* Permit # *NA*

Checked By _____ License No. _____

COMMENTS

Depth (ft.)	PID (ppm)	Sample ID / % Recovery	Blow Count / Recovery	Graphic Log	USCS Class.	Description (Color, Texture, Structure) — Geologic descriptions are based on ASTM Standard D 2487-93 and the USCS.
0						
2	0.0	70%			GM	Silt with gravel, shale and cobble fragments.
4						Rock fragments with some silt.
6	0.0	85%			ML	Clayey silt.
8					GM	Silt with gravel.
10	0.0	65%			GM	Silt with gravel and shale fragments.
12						Silt and medium grained sand with gravel.
14	0.0	SB-38 14'-16' 75%			GM	
16 ▽					SW	Medium grained sand with gravel.
18	0.0/201	100%			GM GC	Clayey silty gravel (PID=0.0).
20					SW	Fine to medium grained sand, stained and oderous with a sheen (PID=201).

Continued Next Page

COMMERCIAL Rev: 12/6/99 SADVA.GPJ IT_CORP.GDT 5/6/03

Drilling Log

Soil Boring **SB-38**

Project *SADVA (Army Depot)* Owner *U.S. Army Corps of Engineers (USACE)*

Location *Northeast Industrial Park* Proj. No. *838360*

Depth (ft.)	PID (ppm)	Sample ID / % Recovery	Blow Count / Recovery	Graphic Log	USCS Class.	Description (Color, Texture, Structure). Geologic descriptions are based on ASTM Standard D 2487-93 and the USCS.
20						*Continued*
					GM	Silty sandy gravel (PID=0.0).
22	290	SB-38 22'-24' 100%			SW	Medium grained sand, stained and oderous with a sheen (PID=290).
24						
					SP	Medium grained sand with cobbles, stained and oderous with a sheen (PID=316).
26	316	75%				
28						
30						
32						
34						
36						
38						
40						
42						
44						
46						

Drilling Log

Soil Boring **SB-39**

Project *SADVA (Army Depot)* Owner *U.S. Army Corps of Engineers (USACE)*

Location *Northeast Industrial Park* Proj. No. *838360*

Surface Elev. *NA* Total Hole Depth *28.0 ft.* North _____ East _____

Top of Casing *NA* Water Level Initial ▽ *14.0 ft.* Static *NA* Diameter _____

Screen: Dia *NA* Length *NA* Type/Size *NA*

Casing: Dia *NA* Length *NA* Type *NA*

Fill Material _____ Rig/Core *Geoprobe*

Drill Co. *ADT* Method *Direct Push*

Driller *S. Pryzbylski* Log By *C. Slaughter* Date *4/16/03* Permit # *NA*

Checked By _____ License No. _____

COMMENTS

Depth (ft.)	PID (ppm)	Sample ID / % Recovery	Blow Count / Recovery	Graphic Log	USCS Class.	Description (Color, Texture, Structure) — Geologic descriptions are based on ASTM Standard D 2487-93 and the USCS.
0						
2	0.0	85%			GM	Silt with rock and shale fragments, dry.
4					GM	Silt with gravel.
6	0.0	75%				Rock fragments.
					GM	Silt and gravel with clay content increasing with depth, dry.
8						Rock and shale fragments with some silt, dry.
10	0.0	75%			GM	Silt with fine to medium sand with gravel and shale fragment and some clay, dry.
					SW	Medium grained sand with gravel, mosit.
12						
14 ▽	0.0	SB-39 13'-15' 65%			SP	Medium grained sand with abbundant gravel and coarse sand, minor clay content, very wet, high plasticity.
16					SW	Medium to coarse grained sand with some gravel.
18	0.0	100%			SP SM	Medium grained sand with silt and rock fragments, clay liquified.
					GC	Medium grained sand with clay and some gravel, very wet.
20						

Continued Next Page

Rev. 12/6/99 SADVA.GPJ IT_CORP.GDT 5/6/03

Drilling Log

Soil Boring **SB-39**

Project *SADVA (Army Depot)* Owner *U.S. Army Corps of Engineers (USACE)*

Location *Northeast Industrial Park* Proj. No. *838360*

Depth (ft.)	PID (ppm)	Sample ID / % Recovery	Blow Count / Recovery	Graphic Log	USCS Class.	Description (Color, Texture, Structure) — Geologic descriptions are based on ASTM Standard D 2487-93 and the USCS.
20						*Continued*
					GM GC	Gravel with liquified silt and clay, becomes dryer as gravel content decreased (PID=0.0).
22	0.0/229	SB-39 21'-23' 100%				
					ML	Stained silt and very fine sand with a sheen and odor, tightly packed (PID=229).
24					GM	Small gravel and coarse sand with liquified silt.
26	412	65%			GW	Large gravel, no fines.
					SP	Medium to coarse sand and small gravel, clay content increases with depth.
28						
30						
32						
34						
36						
38						
40						
42						
44						
46						

Drilling Log

Soil Boring **SB-40**

Project *SADVA (Army Depot)* Owner *U.S. Army Corps of Engineers (USACE)*

Location *Northeast Industrial Park* Proj. No. *838360*

Surface Elev. *NA* Total Hole Depth *29.0 ft.* North _____ East _____

Top of Casing *NA* Water Level Initial ∇ *16.0 ft.* Static *NA* Diameter _____

Screen: Dia *NA* Length *NA* Type/Size *NA*

Casing: Dia *NA* Length *NA* Type *NA*

Fill Material _____ Rig/Core *Geoprobe*

Drill Co. *ADT* Method *Direct Push*

Driller *S. Pryzbylski* Log By *C. Slaughter* Date *4/16/03* Permit # *NA*

Checked By _____ License No. _____

COMMENTS

Depth (ft.)	PID (ppm)	Sample ID % Recovery	Blow Count Recovery	Graphic Log	USCS Class.	Description (Color, Texture, Structure) Geologic descriptions are based on ASTM Standard D 2487-93 and the USCS.
0						Shale fragments and silt.
2	0.0	90%			GM	
4						Silt with fine to medium grained sand, gravel and shale fragments throughout.
6	0.0	75%			GM	
8					GM	Sith wtih rock and shale fragments.
10	0.0	60%			SW	Medium grained sand with a few cobbles.
12					SW	Medium grained sand with some gravel.
14	0.0	SB-40 13'-15' 75%			GC	Medium grained sand and clay with gravels and cobbles.
16 ∇						Medium grained sand and clay with cobbles, very wet.
18	0.0	85%			GC	
20						

Continued Next Page

IT_COMMERCIAL Rev 12/6/99 SADVA.GPJ IT_CORP.GDT 5/6/03

Drilling Log

Soil Boring **SB-40**

Project *SADVA (Army Depot)* Owner *U.S. Army Corps of Engineers (USACE)*

Location *Northeast Industrial Park* Proj. No. *838360*

Depth (ft.)	PID (ppm)	Sample ID / % Recovery	Blow Count / Recovery	Graphic Log	USCS Class.	Description (Color, Texture, Structure). Geologic descriptions are based on ASTM Standard D 2487-93 and the USCS.
20						*Continued*
						Medium grained sand (PID=0.0).
22	0.0/92	80%			SW	
					SW	Medium grained sand stained with a odor and a sheen (PID=92).
24						Medium grained sand stained with a odor and a sheen.
26	395	SB-40 25'-27' 70%			SW	
28						
30						
32						
34						
36						
38						
40						
42						
44						
46						

IT_COMMERCIAL Rev: 12/6/99 SADVA.GPJ IT_CORP.GDT 5/6/03

Drilling Log

Soil Boring **SB-41**

Project *SADVA (Army Depot)* Owner *U.S. Army Corps of Engineers (USACE)*

Location *Northeast Industrial Park* Proj. No. *838360*

Surface Elev. *NA* Total Hole Depth *35.0 ft.* North _____ East _____

Top of Casing *NA* Water Level Initial ∇ *16.0 ft.* Static *NA* Diameter _____

Screen: Dia *NA* Length *NA* Type/Size *NA*

Casing: Dia *NA* Length *NA* Type *NA*

Fill Material _____ Rig/Core *Geoprobe*

Drill Co. *ADT* Method *Direct Push*

Driller *S. Przybylski* Log By *C. Slaughter* Date *4/7/03* Permit # *NA*

Checked By _____ License No. _____

COMMENTS

Depth (ft.)	PID (ppm)	Sample ID % Recovery	Blow Count Recovery	Graphic Log	USCS Class.	Description (Color, Texture, Structure) Geologic descriptions are based on ASTM Standard D 2487-93 and the USCS.
0						Topsoil containing abundant shale fragments
2	0.1	95%			SM	Fine sand and Silt with little to no coarse material
4					GM GC	Clayey silt with abundant shale fragments and coal
6	0.0	75%			GM GC	Clay and silt matrix with shale fragments and gravel, clay content decreases with depth
8					GM	Silty fine sand and gravel
10	6.05	75%			GM GC	Clayey silty fine sand and gravel
12						Gravel and shale fragments with some fine sand and silt with a small amount of clay content
14	14.1	SB-41 15.5' 85%			GP	
16 ∇						Gravel and shale fragments with some silt
18	16.1	SB-41 18.5' 80%			GP	
					CH	High plasticity mottled clay
						Shale fragments
20						

Continued Next Page

IT_COMMERCIAL Rev. 12/6/99 SADVA.GPJ IT_CORP.GDT 5/6/03

Drilling Log

Soil Boring **SB-41**

Project *SADVA (Army Depot)* Owner *U.S. Army Corps of Engineers (USACE)*

Location *Northeast Industrial Park* Proj. No. *838360*

Depth (ft.)	PID (ppm)	Sample ID / % Recovery	Blow Count / Recovery	Graphic Log	USCS Class.	Description (Color, Texture, Structure) Geologic descriptions are based on ASTM Standard D 2487-93 and the USCS.
20						*Continued* No Recovery
22	N/A	0%				
24						Very moist mottled clay with abundant gravel and shale fragments, very dark in color possible staining
26	17.0	90%			GC	
28						
30						Fine to medium sand and gravel with some clay, very moist and stained
32	16.6	SB-41 29'-31' 60%			GC	
34						
36						
38						
40						
42						
44						
46						

IT_COMMERCIAL Rev: 12/6/99 SADVA.GPJ IT_CORP.GDT 5/6/03

Drilling Log

Soil Boring **SB-42**

Project SADVA (Army Depot) Owner U.S. Army Corps of Engineers (USACE)

Location Northeast Industrial Park Proj. No. 838360

Surface Elev. NA Total Hole Depth 35.0 ft. North ____ East ____

Top of Casing NA Water Level Initial ▽ 16.0 ft. Static NA Diameter ____

Screen: Dia NA Length NA Type/Size NA

Casing: Dia NA Length NA Type NA

Fill Material ____ Rig/Core Geoprobe

Drill Co. ADT Method Direct Push

Driller S. Przybylski Log By C. Slaughter Date 4/7/03 Permit # NA

Checked By ____ License No. ____

COMMENTS

Depth (ft.)	PID (ppm)	Sample ID / % Recovery	Blow Count Recovery	Graphic Log	USCS Class.	Description (Color, Texture, Structure) — Geologic descriptions are based on ASTM Standard D 2487-93 and the USCS.
0						
2	0.0	75%			GM	Silt and very fine to fine sand with gravel, dry
4						Silt and fine sand with gravel, dry
6	0.0	75%			GM	
8						Shale fragments and gravel with a little silt and fine sand
10	0.0	75%			GP	
12						Wet clayey silt and very fine sand with abundant shale fragments and gravel
14	72	SB-42 13'-16' 65%			GM GC	
16 ▽						Silty clayey gravel and shale fragments (PID=118 @ 18')
18	118	SB-42 18'-20' 55%			GM GC	Shale fragments with a little silt
20						

Continued Next Page

12/6/99 SADVA.GPJ IT_CORP.GDT 5/6/03

Drilling Log

Soil Boring **SB-42**

Project *SADVA (Army Depot)* Owner *U.S. Army Corps of Engineers (USACE)*

Location *Northeast Industrial Park* Proj. No. *838360*

Depth (ft.)	PID (ppm)	Sample ID / % Recovery	Blow Count / Recovery	Graphic Log	USCS Class.	Description (Color, Texture, Structure) Geologic descriptions are based on ASTM Standard D 2487-93 and the USCS.
20						*Continued*
						Gravel with some silt and clay
22	24.0	10%			GM GC	
24						Silty clay, oderous with a sheen, (PID=650)
					ML CL	
26	650/90	65%				Silty clay with abundant gravel (PID=90)
28					GM GC	
						Silty clay, oderous with sheen, Refusal @ 30.5 ft
30	103	100%			ML CL	
32						
34						
36						
38						
40						
42						
44						
46						

APPENDIX G
SURVEY COORDINATES

Shaw Environmental

Project: 028548 Mon Jun 30 11:44:44 2003

Point statistics:

Starting point number: 1

Current point number: 162 ('L' indicates locked point)

Current Coordinate Listing (All)

Point	Northing	Easting	Elevation	Description
1	1403463.000000	635340.000000	-99999.00	HP06
2	1400789.000000	641140.000000	-99999.00	SW05/SD05
3	1401164.000000	640993.000000	-99999.00	SW06/SD06
4	1400931.000000	640822.000000	-99999.00	SW07/SD07
5	1400768.000000	641028.000000	-99999.00	GW11R
6	1403496.000000	635356.000000	-99999.00	HP01
7	1403481.000000	635356.000000	-99999.00	HP02
8	1403470.000000	635357.000000	-99999.00	HP03
9	1407813.630000	636931.493000	327.02	HP04
10	1403465.000000	635374.000000	-99999.00	HP05
11	1403463.000000	635340.000000	-999999.00	HP06
12	1403464.000000	635324.000000	-99999.00	HP07
13	1403443.000000	635358.000000	-99999.00	HP08
14	1400701.770000	641208.040000	326.43	MW2B
15	1400622.170000	641299.390000	325.63	AMW1
16	1400542.370000	641323.770000	325.21	ACE2
17	1400535.140000	641328.390000	325.62	AMW2
18	1400398.260000	641236.110000	328.36	AMW4
19	1400515.730000	641094.610000	329.24	AMW3
20	1400785.260000	641038.380000	330.74	AMW11
21	1400791.360000	641038.340000	330.33	ACE6
22	1401161.320000	640405.100000	324.20	BB_
23	1401271.890000	640490.340000	324.68	BB
24	1401368.200000	640541.850000	325.48	B
25	1401151.190000	640685.350000	325.63	B_
26	1401089.580000	640886.280000	327.63	2AMW6
27	1401156.450000	640794.800000	326.81	2AMW7
28	1401284.830000	640706.290000	326.58	AMW5
29	1408445.570000	636867.910000	325.36	ISA101
30	1401827.910000	640359.620000	328.24	SB02
31	1402037.020000	640050.620000	324.24	ACE3
32	1402173.060000	638313.820000	323.56	MW1-2
33	1403722.420000	638180.910000	321.72	MW7
34	1408122.000000	637025.000000	-99999.00	SB06
35	1407956.000000	637014.000000	-99999.00	SB07
36	1407890.000000	637066.000000	-99999.00	SB08
37	1408022.450000	637018.320000	333.96	A_
38	1408419.980000	637056.190000	327.96	A
39	1408797.860000	637361.460000	322.36	MW4-2
40	1403495.260000	635042.450000	330.88	CC
41	1403493.560000	635119.400000	333.91	MW5
42	1403465.780000	635340.220000	346.38	CC_

43	1403244.010000	635271.680000	347.24	C
44	1403517.970000	635391.030000	346.23	C_
45	1403927.000000	639074.410000	320.21	BLDG 4 NE
46	1403877.160000	638880.990000	320.21	BLDG 4 NW
47	1403050.330000	639300.320000	320.54	BLDG 4 SE
48	1403000.480000	639106.890000	320.54	BLDG 4 SW
49	1406250.310000	638455.370000	320.54	BLDG 1 SE
50	1406204.660000	638278.550000	320.54	BLDG 1 SW
51	1407182.360000	638214.760000	320.54	BLDG 1 NE
52	1408190.000000	637147.000000	-999999.00	SB10
53	1405332.890000	637111.620000	319.88	BLDG 22 NE
54	1405282.930000	636917.990000	320.21	BLDG 22 NW
55	1404779.420000	637047.910000	320.21	BLDG 22 SW
56	1404829.380000	637241.540000	320.21	BLDG 22 SE
57	1408373.911000	637193.732000	324.09	SB11
58	1408234.574000	636794.809000	333.41	SB02
59	1408479.050000	636772.720000	328.15	HP02
60	1408554.080000	637087.040000	321.96	HP03
61	1408518.410000	637621.420000	320.39	HP03
62	1408504.350000	637607.630000	323.03	HP03
63	1407559.810000	636777.970000	0.00	
64	1407733.330000	636443.710000	326.17	HP01
65	1401784.181000	636902.049000	324.37	SW02
66	1401385.000000	640540.000000	-99999.00	AOC7SB01
67	1401227.000000	640465.000000	-99999.00	AOC7SB02
68	1401264.000000	640610.000000	-99999.00	AOC7SB03
69	1401206.000000	640666.000000	-99999.00	AOC7SB04
70	1401452.898000	637378.642000	333.75	SW5
71	1401375.790000	637617.374000	330.47	SW6
72	1401373.159000	637897.519000	330.88	SW13
73	1401550.699000	638058.374000	320.60	SW3
74	1402193.856000	637811.627000	320.59	SW4
75	1408148.000000	637315.000000	-99999.00	SW14/SD14
76	1402439.000000	637527.000000	-99999.00	SW15/SD15
77	1403133.000000	639545.000000	-99999.00	SW16/SD16
78	1402356.000000	639729.000000	-99999.00	SW17/SD17
79	1401552.000000	639789.000000	-99999.00	SW18/SD18
80	1400521.000000	639412.000000	-99999.00	SW19/SD19
81	1400280.000000	640325.000000	-99999.00	SW20/SD20
82	1402711.042000	636469.521000	324.72	SW1
83	1403303.422000	635306.160000	346.60	AOC2/SB01
84	1403351.341000	635284.207000	344.21	AOC2/SB02
85	1403464.857000	635373.876000	345.49	HP05
86	1403495.678000	635355.772000	343.88	HP01
87	1403481.394000	635356.039000	343.95	HP02
88	1403469.746000	635357.099000	344.41	HP03
89	1403457.432000	635356.720000	345.11	HP04
90	1403443.073000	635357.632000	345.95	HP08
91	1403430.171000	635357.314000	346.50	HP09
92	1403304.183000	635305.152000	346.15	SB01
93	1403351.528000	635283.161000	343.36	SB02
94	1403462.536000	635340.442000	344.00	HP06
95	1403465.965000	635324.775000	342.36	HP07
96	1403468.577000	635185.762000	334.36	TRAV
97	1403466.573000	635393.110000	346.04	TRAV
98	1408518.150000	637621.434000	320.27	HP04
99	1408373.877000	637193.892000	324.15	SB11

100	1408554.347000	637087.184000	321.89	HP03
101	1402347.520000	640007.170000	325.58	ACE4
102	1406030.770000	638681.930000	321.59	MW3
103	1407468.380000	638337.450000	323.76	MW9
104	1408445.566000	636867.912000	325.36	SB01
105	1408481.036000	636773.451000	325.38	HP02
106	1408234.510000	636794.910000	333.42	SB02
107	1408221.138000	636893.959000	328.82	SB03
108	1408306.520000	636982.180000	327.84	SB04
109	1408308.901000	637069.907000	326.84	SB05
110	1408190.268000	637147.485000	328.16	SB10
111	1408122.182000	637025.800000	330.58	SB06
112	1407956.429000	637014.071000	329.84	SB07
113	1407890.376000	637065.219000	326.59	SB08
114	1407814.934000	636930.276000	327.57	SB09
115	1407733.254000	636443.696000	326.22	HP01
116	1401181.605000	641033.595000	320.62	SW06/SD06
117	1407105.150000	636979.013000	320.52	
118	1400806.733000	641037.652000	326.73	MW-11R
119	1400718.308000	641226.303000	320.49	SW04
120	1400935.641000	640975.753000	322.82	SW07/SD07
121	1401762.934000	639875.748000	325.57	SW-05/SD-05
122	1401519.449000	639776.081000	286.49	SW18/SD18
123	1402412.864000	639716.027000	314.18	SW17/SD17
124	1403130.140000	639521.999000	314.24	SW-16/SD-16
125	1402439.326000	637565.053000	317.63	SW-15/SD-15
126	1402782.903000	637203.065000	323.91	SW-08/SD-08
127	1402544.022000	637340.414000	323.41	HP-03
128	1401982.805000	638098.015000	320.91	HP-04
129	1401649.715000	638234.738000	320.55	SW-07/SD-07
130	1401827.925000	640359.631000	328.24	ISA100
131	1407003.039000	636478.209000	325.73	SW-24/SD-24
132	1408172.379000	637320.768000	312.74	SW-14/SD-14
133	1411048.159000	633277.214000	309.69	SW-25/SD-25
134	1400556.231000	639414.171000	314.51	SW-19/SD-19
135	1400310.915000	640466.840000	326.79	MAGNAIL
136	1400311.350000	640610.766000	328.02	MAGNAIL
137	1403112.010000	635176.707000	338.32	EXISTING WELL
138	1403014.734000	634826.639000	328.32	RCSK
139	1403081.292000	634989.394000	328.00	RCSK
140	1407105.150000	636979.013000	320.52	
141	0.000000	0.000000	0.00	Description
142	1407105.150000	636979.013000	320.52	
143	1407105.150000	636979.013000	320.52	
144	0.000000	0.000000	0.00	Description
145	1407105.150000	636979.013000	320.52	
146	1407105.150000	636979.013000	320.52	
147	0.000000	0.000000	0.00	Description
148	1402297.433000	637846.302000	316.69	SW26/SD26
149	1401385.107000	640542.851000	322.57	SB01
150	1401270.569000	640609.621000	323.34	SB-03
151	1401201.673000	640663.584000	323.16	SB-04
152	1401127.436000	640618.524000	320.31	HP-02
153	1401227.231000	640464.691000	321.26	SB-02
154	1401510.206000	639772.663000	326.94	SW-18/SD-18
155	1401339.075000	640427.199000	321.21	HP-03
156	1401228.654000	640519.990000	322.25	HP-01

157	1407105.150000	636979.013000	320.52	
158	1407105.150000	636979.013000	320.52	
159	1400310.117072	641125.468315	329.77	MAG
160	1400643.443428	641314.546710	322.85	TOP STAFF GAUGE
161	1408165.535330	637265.818063	326.20	TRAV MW CL TOP
200	1403352.534000	635382.558000	349.80	AOC2-TP9
201	1403391.217000	635353.217000	346.66	TP7-AOC2
202	1403377.794000	635319.558000	345.49	TP11-AOC2
203	1403392.593000	635284.930000	343.68	TP6-AOC2
204	1403350.986000	635282.721000	343.02	SB02 AOC2
205	1403331.842000	635280.010000	343.90	TP5-AOC2
206	1403279.467000	635287.761000	346.27	TP4-AOC2
207	1403273.465000	635315.604000	346.81	TP3-AOC2
208	1403256.120000	635361.829000	349.92	TP1-AOC2
209	1403286.900000	635350.756000	349.14	TP2-AOC2
210	1403304.915000	635305.366000	346.08	SB01-AOC2
211	1403321.031000	635309.244000	346.08	TP10-AOC2
212	1403352.485000	635359.170000	346.98	TP8-AOC2
213	1403466.748000	635351.761000	344.22	TP12-AOC2
214	1403459.737000	635196.623000	334.21	SW/SD08-AOC2
215	1403450.483000	635198.505000	334.02	TP13-AOC2
216	1403462.864000	635179.311000	333.49	TP14-AOC2
217	1403666.752000	636141.601000	332.66	BURNSWELL
218	1402016.086000	636597.963000	331.69	GW01-AOC5 TOP WELL
219	1402016.217000	636597.823000	329.39	GW01-AOC5 BASE WELL
220	1402170.563000	636485.513000	334.42	SS09-AOC5
221	1402227.089000	636443.780000	335.35	HP01-AOC5
222	1402261.269000	636464.408000	335.72	SS08-AOC5
223	1402604.090000	636542.503000	327.45	TP1<SS01>-AOC5
224	1402727.125000	636718.338000	327.35	HP02AOC5
225	1402686.436000	636999.811000	325.50	TP2<SS02>-AOC5
226	1402248.729000	636954.498000	326.72	TP3<SS03>-AOC5
227	1401921.226000	637133.974000	326.25	TP4<SS04>-AOC5
228	1401963.080000	637309.554000	326.71	TP7<SS07>-AOC5
229	1401956.751000	637827.362000	322.61	TP5<SS05>-AOC5
230	1401584.103000	637791.755000	326.50	TP6<SS06>-AOC5
231	1401285.186000	640706.273000	324.52	2AMW-5-AOC7
232	1401157.111000	640794.606000	324.59	2AMW-7-AOC7
233	1408509.087000	637945.374000	317.90	TP6-AOC6
234	1408366.835000	637857.888000	320.22	TP4-AOC6
235	1408268.559000	637938.760000	320.47	TP2-AOC6
236	1408312.987000	637977.394000	319.50	TP3-AOC6
237	1408261.266000	638017.096000	319.71	TP1-AOC6
238	1408434.377000	638037.490000	317.30	TP5-AOC6
239	1408119.707000	637031.290000	323.75	SB14-AOC3
240	1408081.081000	637011.990000	323.42	SB16-AOC3
241	1408137.031000	637041.455000	323.74	<SB06>-AOC3
242	1408150.396000	637024.019000	323.99	SB15-AOC3
243	1408156.858000	637051.303000	323.61	SB12-AOC3
244	1408129.711000	637057.621000	323.33	SB13-AOC3
245	1407608.189000	638244.446000	321.60	SB02-AOC9
246	1407622.329000	638270.340000	321.54	SB03-AOC9
247	1407626.934000	638292.558000	321.57	SB04-AOC9
248	1407468.260000	638337.262000	321.28	MW9-AOC9
249	1407608.815000	638212.755000	0.00	
250	1407915.939000	638223.112000	321.79	COEMW-10-AOC9
251	1407408.158000	637962.204000	320.47	COEMW11-AOC9

252	1400314.393000	639990.633000	324.64	FDPK
253	1400367.684000	639720.354000	323.97	MAG
254	1400361.641000	639561.548000	316.81	SW/SD21-AOC8
255	1407860.095000	628170.440000	388.05	HP10-AOC2
256	1405005.624000	627940.898000	348.01	HP11-AOC2
257	1398659.410000	631050.435000	0.00	
258	1395252.382000	630856.581000	0.00	
259	1394228.757000	636348.005000	0.00	
260	1407624.946000	638290.883000	0.00	
261	1406033.721000	641727.855000	433.85	HP15-AOC2
262	1404916.845000	643466.591000	348.78	H&T
263	1403951.598000	644419.315000	0.00	
264	1401398.941000	644359.917000	408.23	HP17-AOC2
265	1409604.832000	636039.443000	316.57	GMW3
266	1409604.842000	636039.441000	316.54	GMW3B
267	1409517.774000	636126.613000	319.74	GMW4
268	1409517.770000	636126.606000	319.75	GMW4B
269	1409667.240000	636046.805000	316.39	GMW5
270	1409667.237000	636046.799000	316.39	GMW5A
271	1409525.421000	636206.981000	317.33	GMW6
272	1409525.423000	636206.982000	317.34	GMW6A
273	1394599.354000	644888.254000	328.19	M300(BM)
274L	1407892.821000	636879.513000	326.57	MW1-AOC3
275	1408288.678000	636628.730000	325.44	MW2-AOC3
276	1408274.200000	637436.341000	322.21	MW3-AOC3
277	1408165.610000	637265.794000	326.45	MW3-AOC3-REVISED
278	1408802.692000	637355.006000	318.73	MW4-2A-AOC3
279	1408797.984000	637361.744000	319.08	MW4-2-AOC3
280	1408836.795000	636872.360000	333.61	MW5
281	1408942.129000	636316.365000	316.47	MW6
282	1408942.100000	636316.342000	316.46	MW6A
283	1408303.092000	636343.699000	327.83	MW7
284	1408303.092000	636343.698000	327.84	MW7A
285L	1407105.150000	636979.013000	320.51	SAD1
286	1408572.009000	636866.006000	321.74	SB17-AOC3
287	1408571.489000	637010.203000	328.06	SB17-AOC3-REVISE
288	1408576.927000	636913.801000	319.07	SB18-AOC3
289	1408521.936000	636837.436000	321.72	SB19-AOC3
290	1408518.364000	637018.294000	327.88	SB19-AOC3-REVISE
291	1408520.540000	636894.893000	319.82	SB20-AOC3
292	1408518.914000	636951.577000	320.36	SB21-AOC3
293	1408355.460000	636751.162000	320.53	SB22-AOC2
294	1408355.460000	636751.162000	320.53	SB22-AOC3
295	1408350.336000	636783.455000	318.84	SB23-AOC3
296	1408339.811000	636828.386000	319.92	SB24-AOC3
297	1408325.518000	636891.955000	324.31	SB25-AOC3
298	1408131.052000	636931.878000	324.00	SB26-AOC3
299	1408109.352000	636970.137000	323.91	SB27-AOC3
300	1408062.663000	637059.518000	318.99	SB28-AOC3
301	1408030.853000	637122.673000	325.33	SB29-AOC3
302	1408149.404000	636891.679000	327.99	SB30-AOC3
303	1408175.247000	636841.458000	326.90	SB31-AOC3
304	1409714.965000	635973.749000	316.56	SG1
305	1409688.726000	635980.444000	316.17	SGA
306	1409688.723000	635980.478000	316.15	SGA2
307	1409699.550000	635977.639000	316.52	SGB
308	1408758.822000	637232.815000	324.19	WHE-NE

309	1408323.849000	637123.160000	324.06	WHE-SE
310	1408379.608000	636904.962000	328.86	WHE-SW
311	1406973.734514	637021.859361	322.22	TIE HYD CL TOP
312	1406925.388680	636832.495311	324.78	TIE RH UP NM14
313	1407018.275232	637195.222102	325.37	TIE RH UP NM11
314	1408165.549090	637265.797804	326.22	277 CHECK MW TOP
315	1408165.538904	637265.803250	325.94	277 CHECK PVC
316	1408165.525959	637265.824664	326.20	161 CHECK
317	1407843.419217	636786.234920	328.79	TIE HYD CL TOP
318	1407843.689500	636786.527378	328.06	BMS HYD NHOA
319	1408121.963384	637024.980339	323.10	34 G
320	1407955.977845	637013.942136	323.35	35 G
321	1408156.835433	637051.214564	326.73	243 TOP STK
322	1408355.510388	636751.165369	323.08	294 G
323	1408339.892631	636828.469228	330.89	296 G
324	1408325.362950	636891.955010	327.71	297 G
325	1408306.567063	636982.206160	323.63	108
326	1408308.908334	637069.906627	324.16	109 G
327	1408190.253835	637147.522654	328.60	110 G
328	1408156.616277	637051.153940	323.98	243
329	1408129.657255	637057.588963	323.49	244 G
330	1408119.701287	637031.287094	323.00	239 G
331	1408150.400264	637024.037646	323.50	242 G
332	1408081.086828	637011.987420	323.24	240 G
333	1408109.354020	636970.135803	324.44	299
334	1408131.014704	636931.873045	323.58	298 G
335	1408149.420109	636891.703108	331.38	302
336	1408175.257294	636841.446777	323.68	303 G
337	1408221.167187	636893.970985	325.56	107
338	1408234.521166	636794.909519	331.28	106 G
339	1408062.630295	637059.476814	323.58	300
340	1408030.882224	637122.713635	328.86	301
341	1407890.357800	637065.163874	326.34	113
342	1407814.967818	636930.255954	327.22	114 G
343	1408377.961999	636909.224551	327.55	BMS PIPE 4IN TOP
344	1408326.781015	637134.035358	324.77	BMS BCSTP BT
345	1408288.968336	636629.284760	326.09	275 MW CL TOP
346	1408445.155429	636867.880403	323.98	SB01 LATH SET
347	1408379.249738	636904.761007	325.65	BLDC
348	1408323.326675	637123.113198	324.90	BLDC BTC
349	1408289.242091	637252.361869	325.82	EP COR
350	1408154.749842	637071.941432	322.51	SB39
351	1408098.939102	637044.172004	322.68	SB33
352	1408117.403767	637024.781325	323.20	PZ06 GROUND
353	1408117.404256	637025.129369	326.12	PZ06 TOP 1IN PVC
354	1408096.896566	637018.675413	323.17	SB37
355	1408115.803650	636995.894992	323.94	SB34
356	1408176.632641	637032.474584	323.56	SB38
357	1408154.602595	637000.282993	325.08	SB35
358	1408185.536151	636994.565073	324.53	SB40
359	1408172.933069	636963.212586	324.01	SB36
360	1408130.458353	636893.003032	322.91	SB42
361	1408148.683675	636890.934699	323.88	PZ30 GROUND
362	1408148.648733	636891.262489	326.15	PZ30 TOP 1IN PVC
363	1408176.845757	636887.069702	323.99	SB41
364	1408349.600354	636783.697421	323.05	SB23 LATH SET
365	1407913.893796	636512.388656	328.04	BLDC

366	1408016.783188	636415.454113	328.13	EP COR
367	1407858.315629	636730.805461	328.35	BLDC
368	1407891.886991	636902.322281	326.73	EP COR
369	1407878.097819	636898.502270	326.69	EP COR
370	1407871.960970	636910.825307	326.78	EP COR
371	1407829.876869	637029.065339	325.79	EP
372	1407830.037575	637053.288360	325.89	EP POC
373	1407841.885088	637070.621505	326.43	EP EPS COR
374	1407762.753178	637038.737139	325.27	EP EPS COR
375	1407792.755505	637025.873230	325.52	EP PCC
376	1407807.575704	637003.081114	326.04	EP PCC
377	1407821.466507	636966.448780	326.91	EP
378	1407836.122785	636922.181506	326.64	EP
379	1407841.425833	636900.352945	326.24	EP PCC
380	1407836.235226	636867.688311	325.98	EP POC
381	1407819.453654	636849.162188	325.81	EP PCC
382	1407777.918529	636834.321490	324.89	EP
383	1407345.021979	636722.515944	323.53	EP COR
384	1407347.933096	636711.459739	323.98	EP COR
385	1407320.071946	636702.821244	323.83	EP COR
386	1407321.900727	636697.456871	323.97	EP COR
387	1407343.149866	636678.523447	324.04	EP POC
388	1407364.617944	636644.521195	324.69	EP
389	1407373.879730	636607.394686	325.62	BLDF EP COR
390	1407228.134909	636570.303823	328.20	BLDC
392	1407843.794591	636786.415077	328.10	BM HYD NHOA
393	1407858.317622	636730.764920	328.34	BLDC CHECK
394	1408323.407517	637123.131383	324.72	BLDC CHECK
395	1408379.281874	636904.774499	325.62	BLDC CHECK
396	1408378.058323	636909.124192	327.56	BM TOP PVC
397	1408271.805164	636816.935937	340.98	TRAV
398	1408073.281499	637033.567522	323.28	TB COR ED-3
399	1408079.508973	637014.055571	323.02	TB RAMP COR
400	1408090.883502	636988.694753	323.90	TB RAMP COR
401	1408104.804801	636994.832529	318.86	RAMP EDGE
402	1408130.329687	636996.305315	323.53	TB COR ED-3
403	1408148.003972	637022.319221	323.56	TB ED-3
404	1408124.179484	637059.173511	322.86	TB COR ED-3
405	1408379.296671	636904.757178	325.65	BLDC CHECK
406	1408377.782798	636909.188644	327.63	BM TOP PVC CHECK
407	1408176.772058	636886.871361	323.89	TB COR ED-2
408	1408153.859971	636922.801807	323.60	TB COR ED-2
409	1408115.560042	636899.899736	323.43	TB COR ED-2
410	1408144.013062	636852.805513	323.35	TB COR ED-2
411	1408386.143928	636895.875606	324.46	TB COR ED-1
412	1408392.249090	636897.948512	323.94	TB COR ED-1
413	1408390.205245	636905.453716	324.29	TB COR ED-1
414	1408476.590790	636926.992391	323.70	TB COR ED-1
415	1408488.986588	636888.588456	323.98	TB COR ED-1
416	1408497.765987	636876.562999	323.66	TB COR ED-1
417	1408510.962842	636836.821884	322.85	TB COR ED-1
418	1408408.130446	636803.249790	323.18	TB COR ED-1
419	1408394.631300	636839.926257	323.38	TB COR ED-1
420	1408396.166768	636855.519211	323.77	TB COR ED-1
421	1408289.003210	636629.287164	326.16	MW2 CHECK
422	1408291.975930	636634.971874	326.41	IPF 1
423	1408298.742195	636610.713880	326.23	CLF

424	1408292.554607	636634.950190	326.36	CLF COR
425	1408362.727519	636682.562164	327.57	CLF
426	1408468.723852	636754.844085	324.83	CLF
427	1408535.901624	636800.142410	323.38	CLF COR
428	1408535.459271	636800.619681	323.36	IPF 1
429	1408670.039314	636834.672100	321.49	CLF
430	1408852.726705	636881.805098	318.73	CLF
431	1408990.362490	636916.076848	316.78	CLF
432	1409126.757521	636950.646914	316.30	CLF COR
433	1409129.272081	636955.437929	316.61	DOCK SPK TRAV
434	1409096.628532	636943.627701	315.94	TRENCH COR
435	1409090.882475	636942.939901	315.89	TRENCH COR
436	1408812.502678	636965.788593	326.28	TBM HYD NHOA
437	1408839.892548	636933.788773	321.78	TRAV SPK
438	1409089.100269	636949.878888	316.07	TRENCH COR
439	1409095.464129	636951.098675	316.01	TRENCH COR
440	1408992.716208	637094.704773	316.21	TP 1
441	1408945.875779	637122.228968	316.24	TP 2
442	1408925.895375	637114.286681	316.45	TP 3
443	1408853.012163	636933.915927	322.46	TP 4
444	1408812.437843	636965.887106	326.28	TBM HYD CHECK
445	1408379.332187	636904.736455	325.75	BLDC CHECK
446	1407892.815290	636879.504505	326.61	TRAV MW1
1145	1400358.976431	640327.218989	315.39	AOC8SWSD20
1146	1400358.492938	640326.895251	320.12	AOC8SWSD20
1147	1403502.916918	635020.529751	328.71	TRAV
1148	1403687.496408	635125.842835	329.19	AOC2/SWSD01
1149	1403556.035437	635045.877356	328.28	AOC2/SWSD2
1150	1403460.675356	635017.674499	328.51	AOC2/SWSD3
1151	1403400.792423	634978.965540	328.41	AOC2/SWSD04
1152	1403383.713193	634995.686519	327.83	AOC2/SWSD06
1153	1403328.197255	635010.535392	327.65	AOC2/SWSD07
1154	1403258.831115	634999.294570	328.50	AOC2/SWSD08
1155	1403397.662971	634851.667764	328.40	AOC2/SWSD05
1156	1403119.454177	635038.059960	331.43	TOP_CONC-WELL

LIST OF AVAILABLE POINTS:

162-199,391,447-1144,1157+

DRAWN BY: TCB	DATE: 5/2003
CHECKED BY:	DRAWING NO.: WS1_MONITOR
JOB NO.: 02.8548	SHEET OF

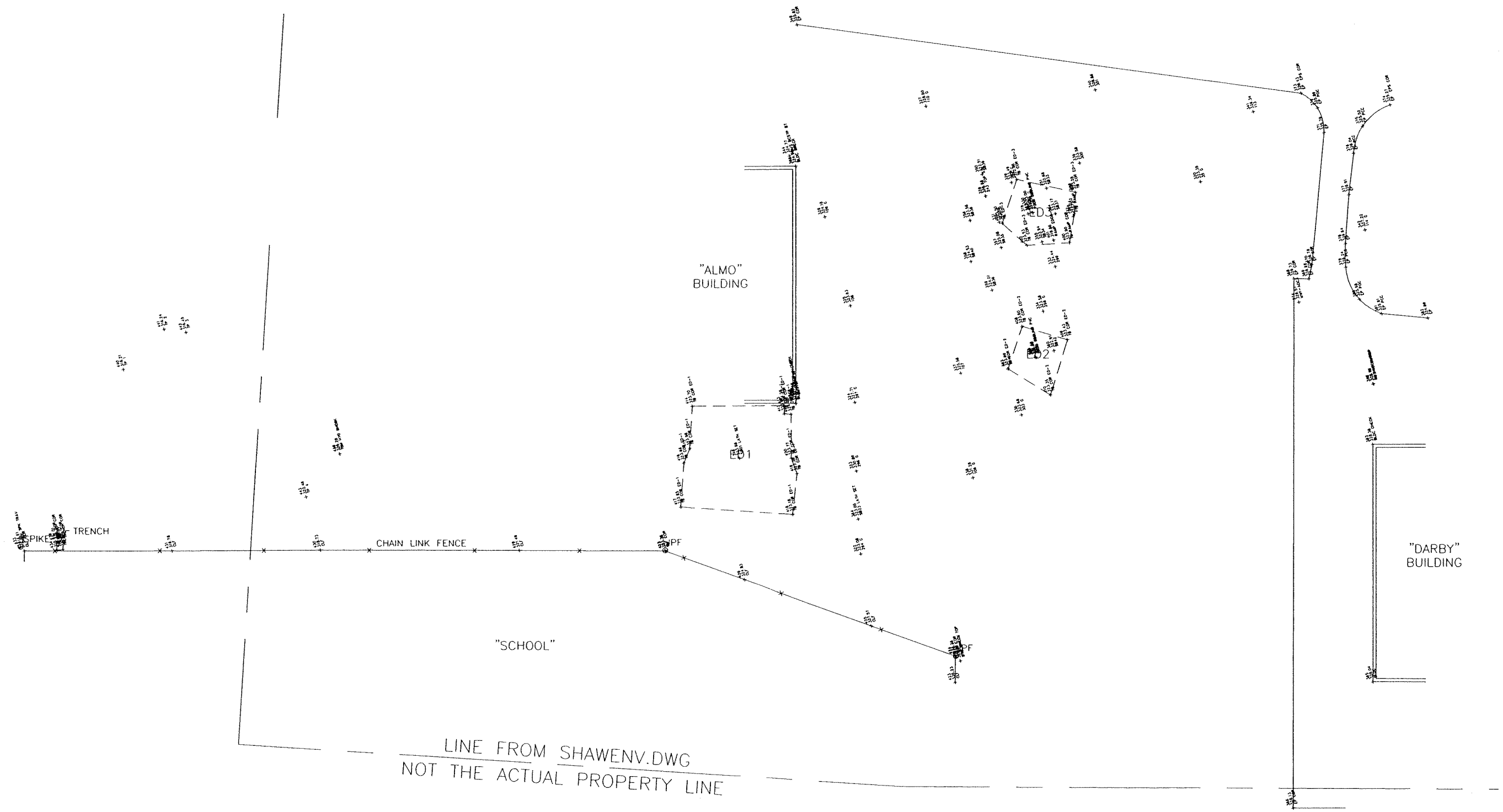

APPENDIX H
WASTE PROFILES, DISPOSAL MANIFESTS AND WEIGHT TICKETS

ALBANY SOLID WASTE MANAGEMENT FACILITY
WASTE PROFILE SHEET

PLEASE PRINT IN INK OR TYPE

DATE: 7/10/03

LOT NUMBER: (ASSIGNED BY CITY)

A. WASTE GENERATOR INFORMATION

1. GENERATOR NAME: Former Schenectady Army Depot
2. PHONE: 402-293-2520
3. FACILITY STREET ADDRESS: Route 146
4. FACILITY CITY: Guilderland
5. FACILTY COUNTY: Albany
6. STATE: NY
7. ZIP/POSTAL CODE: 12009
8. GENERATOR USEPA/FEDERAL ID #: NYP000953349

Generator Mailing Address: P.O. Box 13287, Offutt AFB, NE 68113

B. CUSTOMER INFORMATION

1. CUSTOMER NAME: Capitol Environmental Services, Inc.
2. CUSTOMER CONTACT: Mike Schubert
3. CUSTOMER PHONE: 302--652-8999 EXT. 108
4. CUSTOMER FAX: 302-652-5330
5. BILLING ADDRESS: 8229 Boone Blvd., Suite 310
   Vienna, VA 22182
6. BILL TO #:

B. WASTE STREAM INFORMATION

1. DESCRIPTION
   - A. NAME OF WASTE: Nonhazardous Debris
   - B. PROCESS GENERATING WASTE: Cleanup of a former army depot; removal of soil where surplus supplies were buried.
   - C. COLOR: Brown/Black/varies
   - D. STRONG ODOR (DESCRIBE): None
   - E. PHYSICAL STATE @70 DEGRESS FARENHEIT: __X__SOLID _____LIQUID _____GAS _____SLUDGE _____OTHER
   - F. PERCENT (%) SOLIDS: approx. 95
   - G. DENSITY: est. 0.8 LBS/CUBIC YD.
   - H. LIQUID FLASH POINT: ____<73 °F ____73-99 °F _____ 100-139°F _____140-199 °F _____>200 °F __X__N/A
2. QUANTITY OF WASTE
   ESTIMATED VOLUME: 200-800 tons TONS/YARDS/DRUMS/OTHER (SPECIFY)
3. SHIPPING FREQUENCY: _____PER ____MONTH _____QUARTER _____YEAR __X__1 TIME
4. PACKAGING:
   __X__BULK SOLID: TYPE/SIZE dump trailers/50 yd (AGGREGATE/BAGS/BOXES/BALED)
   ____OTHER: _____
5. __X__TCLP PROVIDED
6. ____MSDS PROVIDED

(NOTE: WASTE PROFILE SUBMITTALS MUST CONTAIN EITHER A TCLP OR MSDS TO BE CONSIDERED!)

7. DOES THE WASTE REPRESENTED BY THIS PROFILE CONTAIN ANY OF THE CARCINOGENS WHICH REQUIRE OSHA NOTIFICATION? ____YES _X_ NO

8. DOES THE WASTE REPRESENTED BY THIS PROFILE CONTAIN ANY DIOXINS? ____YES _X_ NO

9. DOES THE WASTE REPRESENTED BY THIS PROFILE CONTAIN ASBESTOS? ____YES _X_ NO
IF YES ____FRIABLE ____NON-FRIABLE

10. DOES THE WASTE REPRESENTTED BY THIS PROFILE CONTAIN BENZENE? ____YES _X_ NO
IF YES, CONCENTRATION _____PPM

11. DOES THE WASTE CONTAIN DEBRIS? (DESCRIBE) wood/plastic/cloth/paper/metal _X_ YES ____NO

12. WILL DISPOSAL OF THE WASTE REPRESENTED BY THIS PROFILE REQUIRE THE USE OF PERSONAL PROTECTIVE EQUIPMENT? ____YES _X_ NO

13. DOES THE WASTE REPRESENTED BY THIS PROFILE ESILY DISPERSE IN HIGH WINDS? ____YES _X_ NO
IF YES, CAN WATER BE ADDED BY GENERATOR? ____YES _X_ NO

I AUTHORIZE THE CITY OF ALBANY TO OBTAIN A SAMPLE FROM ANY WASTE SHIPMENT FOR PURPOSES OF RECERTIFICATION . IF THIS CERTIFICATION IS MADE BY A BROKER, THE UNDERSIGNED SIGNS AS AUTHORIZED AGENT OF THE GENERATOR AND, IF APPROVED, WILL PROVIDE TO THE CITY WITH ALL NECESSARY PERMITS AND LICENSES FOR THE WASTE THAT HAS BEEN CHARACTERIZED AND IDENTIFIED BY THIS APPROVED PROFILE.

I CERTIFY THAT THE WASTE REPRESENTED BY THIS PROFILE IS NON-HAZARDOUS AND CONTAINS NO RADIOACTIVE MATERIAL OR POLYCHLORINATED BIPHENYLS (PCBs). IN ADDITION, I CERTIFY THAT THE WASTE REPRESENTED BY THIS PROFILE DOES NOT CONTAIN RECYCLABLE MATERIAL OR MATERIAL DEFINED AS UNACCEPTABLE BY THE CITY OF ALBANY'S LANDFILL PERMIT. I CERTIFY THAT I HAVE REVIEWED THE CITY OF ALBANY'S LANDFILL PERMIT AND WILL ABIDE BY ITS POLICIEIS. I CERTIFY THAT THIS WASTE PROFILE SHEET AND ALL ATTACHMENTS CONTAIN TRUE AND ACCURATE DESCRIPTIONS OF THE WASTE MATERIAL.

CERTIFCATION SIGNATURE: Jeffrey W Hubbard TITLE: Project Engineer
NAME: Jeffrey W Hubbard COMPANY NAME: U.S Army Corps of Engineers
DATE: 7-17-03
_X_ CHECK IF ADDITIONAL INFORMATION IS ATTACHED. INDICATE THE NUMBER OF ATTACHED PAGES 11

FOR CITY OF ALBANY USE ONLY:

____APPROVED ____DISAPPROVED

COMMENTS: _____

WASTE MATERIAL CODE: _____
BILL TO #: _____
TIP FEE QUOTE: _____

ALBANY SOLID WASTE MANAGEMENT FACILITY
WASTE PROFILE SHEET

PLEASE PRINT IN INK OR TYPE
DATE: 7/10/03
LOT NUMBER: (ASSIGNED BY CITY)

A. WASTE GENERATOR INFORMATION

1. GENERATOR NAME: Former Schenectady Army Depot
2. PHONE: 402-293-2520
3. FACILITY STREET ADDRESS: Route 146
4. FACILITY CITY: Guilderland
5. FACILTY COUNTY: Albany
6. STATE: NY
7. ZIP/POSTAL CODE: 12009
8. GENERATOR USEPA/FEDERAL ID #: NYP000953349

Generator Mailing Address: P.O. Box 13287, Offutt AFB, NE 68113

B. CUSTOMER INFORMATION

1. CUSTOMER NAME: Capitol Environmental Services, Inc.
2. CUSTOMER CONTACT: Mike Schubert
3. CUSTOMER PHONE: 302--652-8999 EXT. 108
4. CUSTOMER FAX: 302-652-5330
5. BILLING ADDRESS: 8229 Boone Blvd., Suite 310
   Vienna, VA 22182
6. BILL TO #:

B. WASTE STREAM INFORMATION

1. DESCRIPTION
   - A. NAME OF WASTE: Nonhazardous Soil
   - B. PROCESS GENERATING WASTE: Cleanup of a former army depot; removal of soil where surplus supplies were buried.
   - C. COLOR: Brown/Black
   - D. STRONG ODOR (DESCRIBE): None
   - E. PHYSICAL STATE @70 DEGRESS FARENHEIT: X SOLID ____LIQUID ____GAS ____SLUDGE ____OTHER
   - F. PERCENT (%) SOLIDS: approx. 95
   - G. DENSITY: est. 1.3 LBS/CUBIC YD.
   - H. LIQUID FLASH POINT: ____<73 °F ____73-99 °F ____ 100-139°F ____140-199 °F ____>200 °F X N/A
2. QUANTITY OF WASTE
   ESTIMATED VOLUME: 2000-8000 tons TONS/YARDS/DRUMS/OTHER (SPECIFY)
3. SHIPPING FREQUENCY: ____PER ____MONTH ____QUARTER ____YEAR X 1 TIME
4. PACKAGING:
   X BULK SOLID: TYPE/SIZE dump trailers/50 yd (AGGREGATE/BAGS/BOXES/BALED)
   ____OTHER: ____
5. X TCLP PROVIDED
6. ____MSDS PROVIDED

(NOTE: WASTE PROFILE SUBMITTALS MUST CONTAIN EITHER A TCLP OR MSDS TO BE CONSIDERED!)

7. DOES THE WASTE REPRESENTED BY THIS PROFILE CONTAIN ANY OF THE CARCINOGENS WHICH REQUIRE OSHA NOTIFICATION? ____YES _X_ NO

8. DOES THE WASTE REPRESENTED BY THIS PROFILE CONTAIN ANY DIOXINS? ____YES _X_ NO

9. DOES THE WASTE REPRESENTED BY THIS PROFILE CONTAIN ASBESTOS? ____YES _X_ NO
IF YES ____FRIABLE ____NON-FRIABLE

10. DOES THE WASTE REPRESENTTED BY THIS PROFILE CONTAIN BENZENE? ____YES _X_ NO
IF YES, CONCENTRATION _____PPM

11. DOES THE WASTE CONTAIN DEBRIS? (DESCRIBE) _____ ____YES _X_ NO

12. WILL DISPOSAL OF THE WASTE REPRESENTED BY THIS PROFILE REQUIRE THE USE OF PERSONAL PROTECTIVE EQUIPMENT? ____YES _X_ NO

13. DOES THE WASTE REPRESENTED BY THIS PROFILE ESILY DISPERSE IN HIGH WINDS? ____YES _X_ NO
IF YES, CAN WATER BE ADDED BY GENERATOR? ____YES _X_ NO

I AUTHORIZE THE CITY OF ALBANY TO OBTAIN A SAMPLE FROM ANY WASTE SHIPMENT FOR PURPOSES OF RECERTIFICATION . IF THIS CERTIFICATION IS MADE BY A BROKER, THE UNDERSIGNED SIGNS AS AUTHORIZED AGENT OF THE GENERATOR AND, IF APPROVED, WILL PROVIDE TO THE CITY WITH ALL NECESSARY PERMITS AND LICENSES FOR THE WASTE THAT HAS BEEN CHARACTERIZED AND IDENTIFIED BY THIS APPROVED PROFILE.

I CERTIFY THAT THE WASTE REPRESENTED BY THIS PROFILE IS NON-HAZARDOUS AND CONTAINS NO RADIOACTIVE MATERIAL OR POLYCHLORINATED BIPHENYLS (PCBs). IN ADDITION, I CERTIFY THAT THE WASTE REPRESENTED BY THIS PROFILE DOES NOT CONTAIN RECYCLABLE MATERIAL OR MATERIAL DEFINED AS UNACCEPTABLE BY THE CITY OF ALBANY'S LANDFILL PERMIT. I CERTIFY THAT I HAVE REVIEWED THE CITY OF ALBANY'S LANDFILL PERMIT AND WILL ABIDE BY ITS POLICIEIS. I CERTIFY THAT THIS WASTE PROFILE SHEET AND ALL ATTACHMENTS CONTAIN TRUE AND ACCURATE DESCRIPTIONS OF THE WASTE MATERIAL.

CERTIFCATION SIGNATURE: Jeffrey W Abbott TITLE: Project Engineer
NAME: Jeffrey W Abbott COMPANY NAME: US Army Corp of Engineers
DATE: 7-17-03
_X_ CHECK IF ADDITIONAL INFORMATION IS ATTACHED. INDICATE THE NUMBER OF ATTACHED PAGES 11

FOR CITY OF ALBANY USE ONLY:

____APPROVED ____DISAPPROVED

COMMENTS: _____

WASTE MATERIAL CODE: _____
BILL TO #: _____
TIP FEE QUOTE: _____

Soil

TOWN OF COLONIE - CHEMICAL CHARACTERIZATION

CONSTITUENT	TESTING METHOD (USEPA TCLP)	ANALYTICAL RESULT (mg/L)	LEVEL OF CONCERN (mg/L)	REGULATORY LIMIT (mg/L)
METALS				
Arsenic	Method 6010	<0.08	0.5	5.0
Barium	Method 6010	<0.5	10	100.0
Cadmium	Method 6010	<0.01	0.1	1.0
Chromium	Method 6010	ND	0.5	5.0
Lead	Method 6010	<0.9	0.5	5.0
Silver	Method 6010	ND	0.5	5.0
Selenium	Method 6010	ND	0.1	1.0
Mercury	Method 7474	<0.001	0.02	0.2
VOLATILES				
Benzene	Method 8260B	ND	0.05	0.5
Carbon Tetrachloride	Method 8260B	ND	0.05	0.5
Chlorobenzene	Method 8260B	ND	10	100.0
Chloroform	Method 8260B	ND	0.6	6.0
1,2-Dichloroethane	Method 8260B	ND	0.05	0.5
1,1-Dichloroethylene	Method 8260B	ND	0.07	0.7
Methyl Ethyl Ketone	Method 8260B	ND	20	200
Tetrachloroethylene	Method 8260B	ND	0.07	0.7
Trichloroethylene	Method 8260B	ND	0.05	0.5
Vinyl Chloride	Method 8260B	ND	0.02	0.2
SEMI VOLATILES				
o-Cresol	Method 8270C	ND	20	200
m-Cresol	Method 8270C	ND	20	200
p-Cresol	Method 8270C	ND	20	200
Cresol (Total)	Method 8270C	ND	20	200
1,4-Dichlorobenzene	Method 8270C	ND	0.75	7.5
2,4-Dinotrotoluene	Method 8270C	ND	0.013	0.13
Hexachlorobenzene	Method 8270C	ND	0.013	0.13
Hexachloro-1,3Butadiene	Method 8270C	ND	0.05	0.5
Hexachloroethane	Method 8270C	ND	0.3	3
Nitrobenzene	Method 8270C	ND	0.2	2
Pentachlorophenol	Method 8270C	ND	10	100
Pyridine	Method 8270C	ND	0.5	5
2,4,5-Trichlorophenol	Method 8270C	ND	40	400
2,4,6-Trichlorophenol	Method 8270C	ND	0.2	2
PEST/HERBICIDES				
Chlorodane	Method 8081A	ND	0.003	0.03
2,4 D	Method 8151A	ND	1.0	10.0
Endrin	Method 8081A	ND	.002	0.02
Heptochlor	Method 8081A	ND	0.0008	0.008
Methoxychlor	Method 8081A	ND	1.0	10
Toxaphene	Method 8081A	ND	0.05	0.5
2,4,5 TP (silvex)	Method 8151A	ND	0.1	1
TOTAL PETROLEUM HYDROCARBONS (TPH)	Method 418.1	<2000	1,000	5,000

Orbit

TOC Waste Tracking No._____ Received Date:_____

Town of Colonie
Department of Public Works
Division of Environmental Services

These forms are to be used to describe any industrial solid wastes, contaminated soil or sludge waste proposed to be accepted for disposal at the Town of Colonie, Department of Public Works, Division of Environmental Services. The types of wastes included are defined as any solid, semi-solid and associated containers generated as a result of a manufacturing process or solid waste resulting from an environmental contaminate emission.

In accordance with the New York State 6NYCRR Part 370 Regulations, it is the responsibility of the generator of any waste to thoroughly characterize the waste material to determine whether their waste is a hazardous waste. To assure safe and efficient disposal of your waste, the Town of Colonie Department of Public Works Division of Environmental Services requires certain information to protect you, the Town, and the environment.

Attached is a listing of materials that are not accepted for disposal at the Town of Colonie Sanitary Landfill.

The following measures must be taken before the Town of Colonie Landfill can consider accepting industrial wastes or contaminated soil from a customer:

You must obtain/posses a current, valid Part 364 Permit to haul waste from the New York State Department of Environmental Conservation which allows you to transport this specific type of waste and which allows you to transport non-hazardous solid wastes to the Town of Colonie Sanitary Landfill for disposal.

You need to obtain a representative sample(s) of the waste for analysis for a full complete TCLP Scan (Toxicity Characteristic Leaching Procedure) by a New York State Certified Laboratory. A complete original copy of the results of this analysis should be submitted to the Division of Environmental Services Staff for review and acceptance prior to transporting any waste to the Town of Colonie Sanitary Landfill. The Division of Environmental Services in consultation with Region 4 Solid Waste Office of the New York State Department of Environmental Conservation will determine whether a full or partial scan is necessary for your waste on a case by case basis.

Rates for acceptance of wastes for Disposal are subject to change without notice.

Debtr

Party Requesting Waste to be accepted at Town of Colonie Landfill
Section 1

I, Jeffrey W Hubbard hereby certify that the information, waste description and waste analysis are complete and accurate to the best of my knowledge and understanding and based upon my knowledge of the composition and characteristics of the waste and the analytical testing of the waste that it is **not** a hazardous waste as defined by the USEPA or NYSDEC or by any applicable local authority and is not a Town of Colonie prohibited waste. The sample of the waste that was submitted for analysis was obtained in a manner which would result in an accurate representation of the waste and the analytical results from the sample are complete and are the entire analytical results for all parameters and scan for all samples taken within one calendar year. Based upon my knowledge of the waste, the disposal of the wastes in the Town of Colonie Sanitary Landfill does not pose a public health, occupational or environmental threat.

I AGREE THAT IF ANY CHANGES IN THE WASTE CHARACTERISTIC, MODE OF WASTE GENERATION OR COMPOSITION OF INGREDIENTS OF THE WASTE ARE PROPOSED OR INITIATED, WE WILL NOTIFY THE TOWN OF COLONIE DIVISION OF ENVIRONMENTAL SERVICES AT LEAST 24 HOURS PRIOR TO TRANSPORTING THE WASTE TO THE TOWN OF COLONIE SANITARY LANDFILL. A CHANGE IN THE NATURE/CHARACTERISTIC OR COMPOSITION OF THE WASTE SHALL BE JUST CAUSE FOR REJECTION OF ANY WASTE PRESENTED FOR DISPOSAL.

I understand that I may be personally and/or corporately liable for any adverse effects, long term remediation costs, emergency clean up costs, legal and other related costs that may result from the disposal of the subject waste in the Town of Colonie Landfill.

Company Name: U.S Army Corps of Engineers / Former Schenectady Army Depot

Representative Name: Jeffrey W Hubbard

Representative Signature: Jeffrey W Hubbard

Title: Project Engineer Date: 7-17-03

debris

Generator Information
Section 2

Generator Name: Former Schenectady Army Depot

Location where waste is/was generated: Route 146, Guilderland, NY 12009

Generator Representative: Jeffrey W Hubbard

Emergency Contact Name and Telephone Number: Capitol Environmental Services Inc
302-652-8999 ext. 108

Waste Generation Information:

Has the Generator been issued a RCRA or USEPA Hazardous Waste Identification Number?
If so, what is the number? NYP000953749

Are the Generators operations under a Standard Industrial Classification (SIC) code?
If so, what is the number? No, 9999 (unspecified)

How is the waste generated: Describe the process/situation/nature: Cleanup of a former army depot; removal of debris where surplus supplies were buried.
Describe the components or ingredients that were combined to generate the waste; Supply MSDS sheets for all ingredients: soil, surplus supplies - MSDS's not available as supplies are degraded and cannot be identified. Debris removed from soil via screening.
Indicate and describe any/all hazardous wastes or hazardous materials present at the site of generation of the waste. Include any past spill/discharge information: None

Indicate any special handling procedure information, personal protective equipment or other information that will assist in preventing illness or injury resulting from the management of the wastes. If no information is provided, this shall constitute a declaration by the Generator that the waste poses no health or safety hazards, that the waste has no reactive, explosive or fire potential and can be managed safely without the use of personal protective equipment or special handling procedures. None;

* The Generator of the waste shall complete the attached draft form letter and submit a copy of the letter to the Town of Colonie DES, signed by the Generators Primary Responsible Representative who has primary knowledge and responsibility for the disposal of the waste.

Identity and Address of Party responsible for paying for disposal of the wastes
Name Capitol Environmental Services, Inc./Mike Schubert / P.O.
Address 8229 Boone Blvd., Suite 310, Vienna, VA 22182
Telephone Number 703-356-3135 Facsimile Number 703-356-4198

Debar

SHIPPING INFORMATION

Section 3

One Generator or Site - One time Shipment

Projected Quantity 200 - 800 (Tons or Cubic Yards) (Circle One)
Projected Shipments per day 2-4
Project Start Date 7/21/03
Project Completion Date 8/30/03

One Generator or Site - Annual Shipment

Quantity per week _____ (Tons or Cubic Yards) (Circle One)
Projected Shipments per week _____

Total Annual Waste Quantity Proposed for acceptance at Town of Colonie Sanitary Landfill

200 - 800 (Tons) or Cubic Yards (Circle One)

Who will authorized to transport the waste from the generator to the Town of Colonie Sanitary Landfill?

Transporter # 1

Company Name	Mangiardi Brothers Trucking, Inc.
Address	1960 Pittsfield Rd, Castleton, NY 12033
Contract Person	Nick Mangiardi
Telephone Number	518-477-8940
Facsimile Number	518-477-6590
Number of dump trucks	N/A
Number of dump trailers	15-40
Number of roll offs	N/A
Number of compactors.	N/A

Transporter # 2

Company Name	
Address	
Contract Person	
Telephone Number	
Facsimile Number	
Number of dump trucks	
Number of dump trailers	
Number of roll offs	
Number of compactors.	

If more than two transporters are proposed to be used, complete additional sheets with the transporter information and attach all to this application.

Acbrs

WASTE PROPERTIES/COMPOSITION/CHARACTERISTICS CHECKLIST - Section 4

The waste is a F, K, P or U listed Hazardous Waste. Y(N)

The waste is a characteristic Hazardous Waste (ignitable, corrosive, reactive, toxic). Y(N)

The waste is an exempt Hazardous Waste. Y/(N)

What is the color of the waste? brown/black/varies

Does the waste separate into layers? Y/(N)

Is the waste a (solid) or semi-solid? (Circle one)

Does the waste have any free draining liquid? Y/(N)

Does the waste pass the paint filter test? (material is 100% i.e. solid) (Y)/N

Is the waste reactive with water? Y/(N)

Is the waste reactive in the presents of acids or alkalines? Y/(N)

Is the waste and oxidizer or organic reactive? Y/(N)

Does the waste act as a catalyst with other materials resulting in the release of gases or heat? Y/(N)

Is the waste reactive in air? Y/(N)

Is the waste explosive or thermally sensitive? Y/(N)

Is the waste shock sensitive? Y/(N)

What is the flash point of the waste? None degrees F.

What is the pH of the waste? 6-8 s.u.

Does the waste exhibit any odor? Y/(N)

If so, describe the type and intensity of the odor. _____

Does the waste contain any Cyanide? Y/(N)

Ocbas

Does the waste contain any Sulfide? Y/(N)

Does the waste contain bulk or heavy metals? Y/(N)

Does the waste emit any type of radiation or is the waste radioactive above typical or naturally occurring background levels? Y/(N)

Does the waste contain any organic solvents? Y/(N)

Does the waste contain any OSHA Regulated Substances having Occupational Exposure Limits? Y(N)

If so, what are the substances and what are the occupational exposure limits?

_____CAS#_____ LIMITS_____

_____CAS#_____ LIMITS_____

_____CAS #_____ LIMITS_____

_____CAS#_____ LIMITS_____

_____CAS #_____ LIMITS_____

Use additional sheets to list additional substances if needed.

Does the waste contain any virgin petroleum? (Y)/N

Does the waste contain any used petroleum? Y/(N)

Does the waste contain any etiological Agents or disease causing organisms? Y/(N)

Does the waste contain any PCB's at any concentration? Y/(N)

Does the waste contain any asbestos at any concentration? Y/(N)

What percent of the waste will pass the #200 sieve? _____%

What percent of the waste will pass the #50 sieve? _____%

Is the waste a known or suspected carcinogen? Y/(N)

Does the waste contain or is it contaminated with any pesticide? Y/(N)

Debris

WASTE CHARACTERIZATION SAMPLING/ANALYSIS
Section - 5

Who will be sampling the waste?

Company Name: Shaw Environmental & Infrastructure
Address: 200 Horizon Center Blvd, Trenton, NJ 08691
Name Company Contact Person: Tom Joyner
Name Sampling Person: Don Graham
Telephone Number: 609-588-6355
Facsimile Number: 609-588-6403

I, Jeffrey W Hubbell certify that the sample(s) obtained on 5/30/2003 ~~1998~~ of the waste material described as Nonhazardous debris from the former Schenectady Army Depot company, as the waste generator, was obtained in a manner to assure that the sample represents the nature, characteristics and component ingredients and was not contaminated by any other source. The obtaining, handling, storage, transportation and chain of custody of the sampling were in accordance with the USEPA/NYSDEC Regulations and Industry Standards.

Who is the laboratory that will analyze the representative sample of the waste?

Company Name: Lionville Laboratory Inc
NYSDOH Approved License #:
Address 208 Welsh Rd, Exton, PA 19341
Name Contact Person Isia Daniels
Telephone Number 610-280-3000
Facsimile Number 610-280-3041

Laboratory Manager certifies that the analytical results are accurate and precise, and that the USEPA NYSDEC ASP Protocol Quality Control/Quality Assurance Standards have been met. No spike sample recovery results were outside of the required recovery accuracy. Laboratory practices (i.e.: holding times, sample cooling, test equipment certification, personnel training) were in accordance with the USEPA/NYSDEC laboratory requirements and industry standard procedures.
Signature of Laboratory Manager: see attached certifications

Wastes shall be analyzed based upon the following quantities

0 to 500 tons	one test
501 to 1200 tons	two tests
1201 to 3000 tons	four tests
over 3001	determined by Town of Colonie Division of Environmental Service

Orbar

Testing requirements may be increased if the waste is heterogeneous or the variability of the analytical results or other factors as determined by Town of Colonie Division of Environmental Services. All waste analysis shall be generated within a maximum of 12 months of the date the request to accept the waste for disposal is received. Requests to decrease the Testing Requirements will require the submission of a minimum of six complete analytical test results taken at different periods over a minimum of 18 months.

DO NOT WRITE BELOW THIS LINE
TO BE COMPLETED BY DES STAFF ONLY

DIVISION OF ENVIRONMENTAL SERVICES
INDUSTRIAL WASTE ACCEPTANCE REVIEW

STAFF NAME:_____ DATE:_____

REVIEW OF GENERATOR INFORMATION COMPLETE Y/N

REVIEW OF SHIPPING INFORMATION COMPLETE Y/N

REVIEW OF LABORATORY/SAMPLING INFORMATION COMPLETE Y/N

REVIEW OF WASTE CHARACTERISTICS INFORMATION COMPLETE Y/N

WASTE ACCEPTED _____(INITIAL) DATE _____

WASTE DENIED _____(INITIAL) DATE _____

STAFF SIGNATURE _____

COPY TO PART 364 INDUSTRIAL WASTE FILE

COPY TO WEIGHMASTER

COPY TO PARTY REQUESTING WASTE APPROVAL

Attn

TOWN OF COLONIE - CHEMICAL CHARACTERIZATION

CONSTITUENT	TESTING METHOD (USEPA TCLP)	ANALYTICAL RESULT (mg/L)	LEVEL OF CONCERN (mg/L)	REGULATORY LIMIT (mg/L)
METALS				
Arsenic	Method 6010	<0.08	0.5	5.0
Barium	Method 6010	<0.5	10	100.0
Cadmium	Method 6010	<0.01	0.1	1.0
Chromium	Method 6010	ND	0.5	5.0
Lead	Method 6010	<0.9	0.5	5.0
Silver	Method 6010	ND	0.5	5.0
Selenium	Method 6010	ND	0.1	1.0
Mercury	Method 7474	<0.001	0.02	0.2
VOLATILES				
Benzene	Method 8260B	ND	0.05	0.5
Carbon Tetrachloride	Method 8260B	ND	0.05	0.5
Chlorobenzene	Method 8260B	ND	10	100.0
Chloroform	Method 8260B	ND	0.6	6.0
1,2-Dichloroethane	Method 8260B	ND	0.05	0.5
1,1-Dichloroethylene	Method 8260B	ND	0.07	0.7
Methyl Ethyl Ketone	Method 8260B	ND	20	200
Tetrachloroethylene	Method 8260B	ND	0.07	0.7
Trichloroethylene	Method 8260B	ND	0.05	0.5
Vinyl Chloride	Method 8260B	ND	0.02	0.2
SEMI VOLATILES				
o-Cresol	Method 8270C	ND	20	200
m-Cresol	Method 8270C	ND	20	200
p-Cresol	Method 8270C	ND	20	200
Cresol (Total)	Method 8270C	ND	20	200
1,4-Dichlorobenzene	Method 8270C	ND	0.75	7.5
2,4-Dinotrotoluene	Method 8270C	ND	0.013	0.13
Hexachlorobenzene	Method 8270C	ND	0.013	0.13
Hexachloro-1,3Butadiene	Method 8270C	ND	0.05	0.5
Hexachloroethane	Method 8270C	ND	0.3	3
Nitrobenzene	Method 8270C	ND	0.2	2
Pentachlorophenol	Method 8270C	ND	10	100
Pyridine	Method 8270C	ND	0.5	5
2,4,5-Trichlorophenol	Method 8270C	ND	40	400
2,4,6-Trichlorophenol	Method 8270C	ND	0.2	2
PEST/HERBICIDES				
Chlorodane	Method 8081A	ND	0.003	0.03
2,4 D	Method 8151A	ND	1.0	10.0
Endrin	Method 8021A	ND	.002	0.02
Heptochlor	Method 8081A	ND	0.0008	0.008
Methoxychlor	Method 8081A	ND	1.0	10
Toxaphene	Method 8081A	ND	0.05	0.5
2,4,5 TP (silvex)	Method 8151A	ND	0.1	1
TOTAL PETROLEUM HYDROCARBONS (TPH)	Method 418.1	<1000	1,000	5,000

Soil

TOC Waste Tracking No._____ Received Date:_____

Town of Colonie
Department of Public Works
Division of Environmental Services

These forms are to be used to describe any industrial solid wastes, contaminated soil or sludge waste proposed to be accepted for disposal at the Town of Colonie, Department of Public Works, Division of Environmental Services. The types of wastes included are defined as any solid, semi-solid and associated containers generated as a result of a manufacturing process or solid waste resulting from an environmental contaminate emission.

In accordance with the New York State 6NYCRR Part 370 Regulations, it is the responsibility of the generator of any waste to thoroughly characterize the waste material to determine whether their waste is a hazardous waste. To assure safe and efficient disposal of your waste, the Town of Colonie Department of Public Works Division of Environmental Services requires certain information to protect you, the Town, and the environment.

Attached is a listing of materials that are not accepted for disposal at the Town of Colonie Sanitary Landfill.

The following measures must be taken before the Town of Colonie Landfill can consider accepting industrial wastes or contaminated soil from a customer:

You must obtain/posses a current, valid Part 364 Permit to haul waste from the New York State Department of Environmental Conservation which allows you to transport this specific type of waste and which allows you to transport non-hazardous solid wastes to the Town of Colonie Sanitary Landfill for disposal.

You need to obtain a representative sample(s) of the waste for analysis for a full complete TCLP Scan (Toxicity Characteristic Leaching Procedure) by a New York State Certified Laboratory. A complete original copy of the results of this analysis should be submitted to the Division of Environmental Services Staff for review and acceptance prior to transporting any waste to the Town of Colonie Sanitary Landfill. The Division of Environmental Services in consultation with Region 4 Solid Waste Office of the New York State Department of Environmental Conservation will determine whether a full or partial scan is necessary for your waste on a case by case basis.

Rates for acceptance of wastes for Disposal are subject to change without notice.

Soil

Party Requesting Waste to be accepted at Town of Colonie Landfill
Section 1

I, Jeffrey W Hubbard hereby certify that the information, waste description and waste analysis are complete and accurate to the best of my knowledge and understanding and based upon my knowledge of the composition and characteristics of the waste and the analytical testing of the waste that it is **not** a hazardous waste as defined by the USEPA or NYSDEC or by any applicable local authority and is not a Town of Colonie prohibited waste. The sample of the waste that was submitted for analysis was obtained in a manner which would result in an accurate representation of the waste and the analytical results from the sample are complete and are the entire analytical results for all parameters and scan for all samples taken within one calendar year. Based upon my knowledge of the waste, the disposal of the wastes in the Town of Colonie Sanitary Landfill does not pose a public health, occupational or environmental threat.

I AGREE THAT IF ANY CHANGES IN THE WASTE CHARACTERISTIC, MODE OF WASTE GENERATION OR COMPOSITION OF INGREDIENTS OF THE WASTE ARE PROPOSED OR INITIATED, WE WILL NOTIFY THE TOWN OF COLONIE DIVISION OF ENVIRONMENTAL SERVICES AT LEAST 24 HOURS PRIOR TO TRANSPORTING THE WASTE TO THE TOWN OF COLONIE SANITARY LANDFILL. A CHANGE IN THE NATURE/CHARACTERISTIC OR COMPOSITION OF THE WASTE SHALL BE JUST CAUSE FOR REJECTION OF ANY WASTE PRESENTED FOR DISPOSAL.

I understand that I may be personally and/or corporately liable for any adverse effects, long term remediation costs, emergency clean up costs, legal and other related costs that may result from the disposal of the subject waste in the Town of Colonie Landfill.

Company Name: U.S Army Corps of Engineers / Former Schenectady Army Depot

Representative Name: Jeffrey W Hubbard

Representative Signature: Jeffrey W Hubbard

Title: Project Engineer Date: 7-17-03

Generator Information

Soil

Section 2

Generator Name: Former Schenectady Army Depot

Location where waste is/was generated: Route 146, Guilderland, NY 12009

Generator Representative: Jeffrey W Hubbard

Emergency Contact Name and Telephone Number: Capitol Environmental Services Inc
302-652-8999 ext. 108

Waste Generation Information:

Has the Generator been issued a RCRA or USEPA Hazardous Waste Identification Number?

If so, what is the number? NYP000953349

Are the Generators operations under a Standard Industrial Classification (SIC) code?

If so, what is the number? No, 9999 (unspecified)

How is the waste generated: Describe the process/situation/nature: Cleanup of a former army depot; removal of soil where surplus supplies were buried.

Describe the components or ingredients that were combined to generate the waste; Supply MSDS sheets for all ingredients: soil, surplus supplies - MSDS' not available as supplies are degraded and cannot be identified. Soil screened to remove debris.

Indicate and describe any/all hazardous wastes or hazardous materials present at the site of generation of the waste. Include any past spill/discharge information: None

Indicate any special handling procedure information, personal protective equipment or other information that will assist in preventing illness or injury resulting from the management of the wastes. If no information is provided, this shall constitute a declaration by the Generator that the waste poses no health or safety hazards, that the waste has no reactive, explosive or fire potential and can be managed safely without the use of personal protective equipment or special handling procedures. None; wear dust protection.

* The Generator of the waste shall complete the attached draft form letter and submit a copy of the letter to the Town of Colonie DES, signed by the Generators Primary Responsible Representative who has primary knowledge and responsibility for the disposal of the waste.

Identity and Address of Party responsible for paying for disposal of the wastes

Name Capitol Environmental Services, Inc/Mike Schubert / P.O.

Address 8229 Boone Blvd., Suite 310, Vienna, VA 22182

Telephone Number 703-356-9135 Facsimile Number 703-356-4198

Soil

SHIPPING INFORMATION
Section 3

One Generator or Site - One time Shipment

Projected Quantity 2000-8000		Projected Shipments per day	20-30
(Tons or Cubic Yards)		Project Start Date	7/21/03
(Circle One)		Project Completion Date	8/30/03

One Generator or Site - Annual Shipment

Quantity per week _____ Projected Shipments per week _____
(Tons or Cubic Yards)
(Circle One)

Total Annual Waste Quantity Proposed for acceptance at Town of Colonie Sanitary Landfill

2000-8000 (Tons) or Cubic Yards (Circle One)

Who will authorized to transport the waste from the generator to the Town of Colonie Sanitary Landfill?

Transporter # 1

Company Name	Maggiardi Brothers Trucking, Inc.
Address	1960 Pittsfield Rd, Castleton, NY 12033
Contract Person	Nick Maggiardi
Telephone Number	518-477-8940
Facsimile Number	518-447-6590
Number of dump trucks	N/A
Number of dump trailers	15-40
Number of roll offs	N/A
Number of compactors.	N/A

Transporter # 2

Company Name	
Address	
Contract Person	
Telephone Number	
Facsimile Number	
Number of dump trucks	
Number of dump trailers	
Number of roll offs	
Number of compactors.	

If more than two transporters are proposed to be used, complete additional sheets with the transporter information and attach all to this application.

Soil

WASTE PROPERTIES/COMPOSITION/CHARACTERISTICS CHECKLIST - Section 4

The waste is a F, K, P or U listed Hazardous Waste. Y(N)

The waste is a characteristic Hazardous Waste (ignitable, corrosive, reactive, toxic). Y(N)

The waste is an exempt Hazardous Waste. Y/(N)

What is the color of the waste? brown/black/varies

Does the waste separate into layers? Y/(N)

Is the waste a (solid) or semi-solid? (Circle one)

Does the waste have any free draining liquid? Y/(N)

Does the waste pass the paint filter test? (material is 100% i.e. solid) (Y)/N

Is the waste reactive with water? Y(N)

Is the waste reactive in the presents of acids or alkalines? Y/(N)

Is the waste and oxidizer or organic reactive? Y/(N)

Does the waste act as a catalyst with other materials resulting in the release of gases or heat? Y/(N)

Is the waste reactive in air? Y(N)

Is the waste explosive or thermally sensitive? Y(N)

Is the waste shock sensitive? Y/(N)

What is the flash point of the waste? None degrees F.

What is the pH of the waste? 6-8 s.u.

Does the waste exhibit any odor? Y(N)

If so, describe the type and intensity of the odor. _____

Does the waste contain any Cyanide? Y(N)

Soil

Does the waste contain any Sulfide? Y/(N)

Does the waste contain bulk or heavy metals? Y/(N)

Does the waste emit any type of radiation or is the waste radioactive above typical or naturally occurring background levels? Y/(N)

Does the waste contain any organic solvents? Y/(N)

Does the waste contain any OSHA Regulated Substances having Occupational Exposure Limits? Y(N)

If so, what are the substances and what are the occupational exposure limits?

_____CAS#_____ LIMITS_____

_____CAS#_____ LIMITS_____

_____CAS #_____ LIMITS_____

_____CAS#_____ LIMITS_____

_____CAS #_____ LIMITS_____

Use additional sheets to list additional substances if needed.

Does the waste contain any virgin petroleum? (Y)/N

Does the waste contain any used petroleum? Y/(N)

Does the waste contain any etiological Agents or disease causing organisms? Y/(N)

Does the waste contain any PCB's at any concentration? Y/(N)

Does the waste contain any asbestos at any concentration? Y/(N)

What percent of the waste will pass the #200 sieve? _____%

What percent of the waste will pass the #50 sieve? _____%

Is the waste a known or suspected carcinogen? Y(N)

Does the waste contain or is it contaminated with any pesticide? Y/(N)

WASTE CHARACTERIZATION SAMPLING/ANALYSIS

Soil

Section - 5

Who will be sampling the waste?

Company Name: Shaw Environmental & Infrastructure
Address: 200 Horizon Center Blvd, Trenton, NJ 08691
Name Company Contact Person: Tom Joyner
Name Sampling Person: Don Graham
Telephone Number: 609-588-6355
Facsimile Number: 609-588-6403

I, Jeffrey W Hubbard certify that the sample(s) obtained on 5/30/2003, ~~1998~~ of the waste material described as Nonhazardous soil from the former Sebenectady Army Depot company, as the waste generator, was obtained in a manner to assure that the sample represents the nature, characteristics and component ingredients and was not contaminated by any other source. The obtaining, handling, storage, transportation and chain of custody of the sampling were in accordance with the USEPA/NYSDEC Regulations and Industry Standards.

Who is the laboratory that will analyze the representative sample of the waste?

Company Name: Lionville Laboratory Inc
NYSDOH Approved License #
Address 208 Welsh Rd, Exton, PA 19341
Name Contact Person Iain Daniels
Telephone Number 610-280-3000
Facsimile Number 610-280-3041

Laboratory Manager certifies that the analytical results are accurate and precise, and that the USEPA NYSDEC ASP Protocol Quality Control/Quality Assurance Standards have been met. No spike sample recovery results were outside of the required recovery accuracy. Laboratory practices (i.e.: holding times, sample cooling, test equipment certification, personnel training) were in accordance with the USEPA/NYSDEC laboratory requirements and industry standard procedures.
Signature of Laboratory Manager: see attached certifications

Wastes shall be analyzed based upon the following quantities

0 to 500 tons	one test
501 to 1200 tons	two tests
1201 to 3000 tons	four tests
over 3001	determined by Town of Colonie Division of Environmental Service

Testing requirements may be increased if the waste is heterogeneous or the variability of the analytical results or other factors as determined by Town of Colonie Division of Environmental Services. All waste analysis shall be generated within a maximum of 12 months of the date the request to accept the waste for disposal is received. Requests to decrease the Testing Requirements will require the submission of a minimum of six complete analytical test results taken at different periods over a minimum of 18 months.

DO NOT WRITE BELOW THIS LINE
TO BE COMPLETED BY DES STAFF ONLY

DIVISION OF ENVIRONMENTAL SERVICES
INDUSTRIAL WASTE ACCEPTANCE REVIEW

STAFF NAME:_____ DATE:_____

REVIEW OF GENERATOR INFORMATION COMPLETE Y/N

REVIEW OF SHIPPING INFORMATION COMPLETE Y/N

REVIEW OF LABORATORY/SAMPLING INFORMATION COMPLETE Y/N

REVIEW OF WASTE CHARACTERISTICS INFORMATION COMPLETE Y/N

WASTE ACCEPTED _____(INITIAL) DATE _____

WASTE DENIED _____(INITIAL) DATE _____

STAFF SIGNATURE _____

COPY TO PART 364 INDUSTRIAL WASTE FILE

COPY TO WEIGHMASTER

COPY TO PARTY REQUESTING WASTE APPROVAL

Soil

TOWN OF COLONIE - CHEMICAL CHARACTERIZATION

CONSTITUENT	TESTING METHOD (USEPA TCLP)	ANALYTICAL RESULT (mg/L)	LEVEL OF CONCERN (mg/L)	REGULATORY LIMIT (mg/L)
METALS				
Arsenic	Method 6010	<0.08	0.5	5.0
Barium	Method 6010	<0.5	10	100.0
Cadmium	Method 6010	<0.01	0.1	1.0
Chromium	Method 6010	ND	0.5	5.0
Lead	Method 6010	<0.9	0.5	5.0
Silver	Method 6010	ND	0.5	5.0
Selenium	Method 6010	ND	0.1	1.0
Mercury	Method 7474	<0.001	0.02	0.2
VOLATILES				
Benzene	Method 8260B	ND	0.05	0.5
Carbon Tetrachloride	Method 8260B	ND	0.05	0.5
Chlorobenzene	Method 8260B	ND	10	100.0
Chloroform	Method 8260B	ND	0.6	6.0
1,2-Dichloroethane	Method 8260B	ND	0.05	0.5
1,1-Dichloroethylene	Method 8260B	ND	0.07	0.7
Methyl Ethyl Ketone	Method 8260B	ND	20	200
Tetrachloroethylene	Method 8260B	ND	0.07	0.7
Trichloroethylene	Method 8260B	ND	0.05	0.5
Vinyl Chloride	Method 8260B	ND	0.02	0.2
SEMI VOLATILES				
o-Cresol	Method 8270C	ND	20	200
m-Cresol	Method 8270C	ND	20	200
p-Cresol	Method 8270C	ND	20	200
Cresol (Total)	Method 8270C	ND	20	200
1,4-Dichlorobenzene	Method 8270C	ND	0.75	7.5
2,4-Dinotrotoluene	Method 8270C	ND	0.013	0.13
Hexachlorobenzene	Method 8270C	ND	0.013	0.13
Hexachloro-1,3Butadiene	Method 8270C	ND	0.05	0.5
Hexachloroethane	Method 8270C	ND	0.3	3
Nitrobenzene	Method 8270C	ND	0.2	2
Pentachlorophenol	Method 8270C	ND	10	100
Pyridine	Method 8270C	ND	0.5	5
2,4,5-Trichlorophenol	Method 8270C	ND	40	400
2,4,6-Trichlorophenol	Method 8270C	ND	0.2	2
PEST/HERBICIDES				
Chlorodane	Method 8081A	ND	0.003	0.03
2,4 D	Method 8051A	ND	1.0	10.0
Endrin	Method 8081A	ND	.002	0.02
Heptochlor	Method 8081A	ND	0.0008	0.008
Methoxychlor	Method 8081A	ND	1.0	10
Toxaphene	Method 8081A	ND	0.05	0.5
2,4,5 TP (silvex)	Method 8151A	ND	0.1	1
TOTAL PETROLEUM HYDROCARBONS (TPH)	Method 418.1	<2000	1,000	5,000

Please print or type
(Form designed for use on elite (12-pitch) typewriter.)

NON-HAZARDOUS WASTE MANIFEST

1. Generator's US EPA ID No.: NYP000[illegible]
Manifest Document No.:
2. Page 1 of 1: CC-42

3. Generator's Name and Mailing Address
Former Schenectady Army Depot
P.O. Box 17287, Offutt AFB, NE 68113
402 [illegible]

4. Generator's Phone (402) [illegible]

See Sect 15

5. Transporter 1 Company Name
6. US EPA ID Number
A. Transporter's Phone

7. Transporter 2 Company Name
8. US EPA ID Number
B. Transporter's Phone

9. Designated Facility Name and Site Address
Colonie Landfill
13-19 New Loudon Road
Cohoes, NY 12047
10. US EPA ID Number: NOT REQUIRED
C. Facility's Phone: 518-783-2828

11. Waste Shipping Name and Description	12. Containers No.	Type	13. Total Quantity	14. Unit Wt/Vol
a. Non DOT, Non RCRA Regulated Material (Non Hazardous Soil)	XX1	OT	EST 22	1
b.				
c.				
d.				

D. Additional Descriptions for Materials Listed Above
A: App #

E. Handling Codes for Wastes Listed Above

15. Special Handling Instructions and Additional Information
Site: Route 146, Guilderland, NY 12009
Job#WILM-MSCH-
Emergency Contact: Capitol Environmental (302) 652-8998

16. **GENERATOR'S CERTIFICATION:** I certify the materials described above on this manifest are not subject to federal regulations for reporting proper disposal of Hazardous Waste.

Printed/Typed Name	Signature	Month	Day	Year
Jeffrey [illegible]	[illegible]	07	28	03

17. Transporter 1 Acknowledgement of Receipt of Materials

Printed/Typed Name	Signature	Month	Day	Year
[illegible]	[illegible]			

18. Transporter 2 Acknowledgement of Receipt of Materials

Printed/Typed Name	Signature	Month	Day	Year

19. Discrepancy Indication Space

20. Facility Owner or Operator: Certification of receipt of waste materials covered by this manifest except as noted in Item 19.

Printed/Typed Name	Signature	Month	Day	Year

GENERATOR

TRANSPORTER

FACILITY

Printed by J. J. KELLER & ASSOCIATES, INC.
Neenah, WI 54957-0368

GENERATOR'S COPY

12-BLC-M6

Town of Colonie Envir. Service
1319 New Loudon Road
Cohoes, New York 12047

000764 Capital Environmental Services
15 C Trolley Square
Wilmington DE 19806

SITE	TICKET	GRID	WEIGHMASTER
02	089779	L5P2	John G. Boncaro

DATE IN	DATE OUT	TIME IN	TIME OUT	VEHICLE	ROLL OFF
07/28/03	07/28/03	11:58	11:58	764	

REFERENCE	ORIGIN
	TGUI TOWN OF GUILDERLAND

Scale 1 Gross Wt.	71140	LB	Inbound - Charge ticket
Manual Tare Wt.	28720	LB	
Net Weight	42420	LB	

QTY.	UNIT	DESCRIPTION	RATE	EXTENSION	FEE	TOTAL
21.21	TON	Petro Cont. Soil	20.00	424.20	0.00	424.20

Operating hours 7AM to 3PM Monday thru Friday and Saturday 7AM thru 2PM. This is to certify that this load contains no hazardous materials, medical waste or liquids of any type. All loads must be properly contained (tied & Tarp)

NET AMOUNT
424.20
TENDERED
CHANGE
CHECK NO.

SIGNATURE _____

CC-42

Please print or type
(Form designed for use on elite (12-pitch) typewriter.)

NON-HAZARDOUS WASTE MANIFEST

1. Generator's US EPA ID No.	Manifest Document No.	2. Page 1 of
NYF022272449		1

GENERATOR

3. Generator's Name and Mailing Address

Former Schenectady Army Depot
P.O. Box 1267, Offutt AFB, NE 68113

4. Generator's Phone (402) 232-2024

See Sect 15

5. Transporter 1 Company Name	6. US EPA ID Number	A. Transporter's Phone
[illegible]	[illegible]	[illegible]
7. Transporter 2 Company Name	8. US EPA ID Number	B. Transporter's Phone

9. Designated Facility Name and Site Address	10. US EPA ID Number	C. Facility's Phone
Colonie Landfill 13 13 New Loudon Road Cohoes, NY 12047	NOT REQUIRED	518-783-6028

11. Waste Shipping Name and Description	12. Containers No.	Type	13. Total Quantity	14. Unit Wt/Vol
a. Non DOT, Non RCRA Regulated Material (Non Hazardous Soil)	XX1	DT	EST 2.2	T
b.				
c.				
d.				

D. Additional Descriptions for Materials Listed Above

A. App #

E. Handling Codes for Wastes Listed Above

15. Special Handling Instructions and Additional Information

Site: Route 146, Guilderland, NY 12009

Job#WLM-MISCH-

Emergency Contact: Capital Environmental (202) 652-8868

TRANSPORTER

16. **GENERATOR'S CERTIFICATION:** I certify the materials described above on this manifest are not subject to federal regulations for reporting proper disposal of Hazardous Waste.

Printed/Typed Name	Signature	Month	Day	Year
[illegible]	[illegible] Rensselaer, New York	07	28	05

17. Transporter 1 Acknowledgement of Receipt of Materials

Printed/Typed Name	Signature	Month	Day	Year
[illegible]	[illegible]	08	29	05

18. Transporter 2 Acknowledgement of Receipt of Materials

Printed/Typed Name	Signature	Month	Day	Year
		.	.	.

FACILITY

19. Discrepancy Indication Space

20. Facility Owner or Operator: Certification of receipt of waste materials covered by this manifest except as noted in Item 19.

Printed/Typed Name	Signature	Month	Day	Year
		.	.	.

Printed by J. J. KELLER & ASSOCIATES, INC.
Neenah, WI 54957-0368

GENERATOR'S COPY

Town of Colonie Envir. Service
1319 New Loudon Road
Cohoes, New York 12047

000764 Capital Environmental Services
15 C Trolley Square
Wilmington DE 19806

SITE	TICKET	GRID	WEIGHMASTER
02	089753	L5P2	John G. Boncaro

DATE IN	DATE OUT	TIME IN	TIME OUT	VEHICLE	ROLL OFF
07/28/03	07/28/03	10:50	10:50	764	

REFERENCE	ORIGIN
	TGUI TOWN OF GUILDERLAND

Scale 1 Gross Wt.	78060	LB
Manual Tare Wt.	29020	LB
Net Weight	49040	LB

Inbound - Charge ticket

QTY	UNIT	DESCRIPTION	RATE	EXTENSION	FEE	TOTAL
24.52	TON	Petro Cont. Soil	20.00	490.40	0.00	490.40

Operating hours 7AM to 3PM Monday thru Friday and Saturday 7AM thru 2PM. This is to certify that this load contains no hazardous materials, medical waste or liquids of any type. All loads must be properly contained (tied & Tarp)

CC-41

SIGNATURE _____

NET AMOUNT
490.40
TENDERED
CHANGE
CHECK NO

Please print or type
(Form designed for use on elite (12-pitch) typewriter.)

NON-HAZARDOUS WASTE MANIFEST

1. Generator's US EPA ID No.: NYP000000340
Manifest Document No.:
2. Page 1 of 1: CC-40

3. Generator's Name and Mailing Address
Former Schenectady Army Depot
P.O. Box 17287, Offutt AFB, NE 68113
See Sect 15

4. Generator's Phone (402) 293-2520

5. Transporter 1 Company Name: TR Petroleum
6. US EPA ID Number: [illegible]
A. Transporter's Phone: 515-756-6041

7. Transporter 2 Company Name:
8. US EPA ID Number:
B. Transporter's Phone:

9. Designated Facility Name and Site Address
Colonie Landfill
13-19 New Loudon Road
Cohoes, NY 12047
10. US EPA ID Number: NOT REQUIRED
C. Facility's Phone: 515-793-2826

11. Waste Shipping Name and Description	12. Containers No.	Type	13. Total Quantity	14. Unit Wt/Vol
a. Non DOT, Non RCRA Regulated Material (Non Hazardous Soil)	XX1	DT	EST	T
b.				
c.				
d.				

D. Additional Descriptions for Materials Listed Above
A: App #

E. Handling Codes for Wastes Listed Above

15. Special Handling Instructions and Additional Information
Site: Route 146, Guilderland, NY 12009
Job#WILM-MSCH-
Emergency Contact: Capitol Environmental (302) 652-8999

16. **GENERATOR'S CERTIFICATION:** I certify the materials described above on this manifest are not subject to federal regulations for reporting proper disposal of Hazardous Waste.

Printed/Typed Name	Signature	Month	Day	Year
Jeffrey W. Hubbard	[illegible]	[illegible]	[illegible]	[illegible]

17. Transporter 1 Acknowledgement of Receipt of Materials

Printed/Typed Name	Signature	Month	Day	Year
[illegible]	[illegible]	[illegible]	[illegible]	[illegible]

18. Transporter 2 Acknowledgement of Receipt of Materials

Printed/Typed Name	Signature	Month	Day	Year

19. Discrepancy Indication Space

20. Facility Owner or Operator: Certification of receipt of waste materials covered by this manifest except as noted in Item 19.

Printed/Typed Name	Signature	Month	Day	Year

GENERATOR

TRANSPORTER

FACILITY

Printed by J. J. KELLER & ASSOCIATES, INC.
Neenah, WI 54957-0368

GENERATOR'S COPY

Town of Colonie Envir. Service
1319 New Loudon Road
Cohoes, New York 12047

000764 Capital Environmental Services
15 C Trolley Square
Wilmington DE 19806

SITE	TICKET	GRID	WEIGHMASTER
02	089752	L5P2	John G. Boncaro

DATE IN	DATE OUT	TIME IN	TIME OUT	VEHICLE	ROLL OFF
07/28/03	07/28/03	10:48	10:48	764	

REFERENCE	ORIGIN
	TGUI TOWN OF GUILDERLAND

Scale 1 Gross Wt.	77300	LB
Manual Tare Wt.	28720	LB
Net Weight	48580	LB

Inbound - Charge ticket

QTY.	UNIT	DESCRIPTION	RATE	EXTENSION	FEE	TOTAL
24.29	TON	Petro Cont. Soil	20.00	485.80	0.00	485.80

Operating hours 7AM to 3PM Monday thru Friday and Saturday 7AM thru 2PM. This is to certify that this load contains no hazardous materials, medical waste or liquids of any type. All loads must be properly contained (tied & Tarp)

NET AMOUNT
485.80
TENDERED
CHANGE
CHECK NO.

SIGNATURE

CC-40

Please print or type
(Form designed for use on elite (12-pitch) typewriter.)

NON-HAZARDOUS WASTE MANIFEST

1. Generator's US EPA ID No.: NYP000051348
Manifest Document No.:
2. Page 1 of 1: CC-39

3. Generator's Name and Mailing Address
Former Schenectady Army Depot
P.O. Box 12287, Offutt AFB, NE 68113
405 293-2520

See Sect 15

4. Generator's Phone ( )

5. Transporter 1 Company Name: [illegible]
6. US EPA ID Number: [illegible]
A. Transporter's Phone: [illegible]

7. Transporter 2 Company Name:
8. US EPA ID Number:
B. Transporter's Phone:

9. Designated Facility Name and Site Address
Colonie Landfill
13-18 New Loudon Road
Cohoes, NY 12047
10. US EPA ID Number: NOT REQUIRED
C. Facility's Phone: 518-293-2838

11. Waste Shipping Name and Description	12. Containers No.	Type	13. Total Quantity	14. Unit Wt/Vol
a. Non DOT, Non RCRA Regulated Material (Non Hazardous Soil)	XX1	DT	EST 72	T
b.				
c.				
d.				

D. Additional Descriptions for Materials Listed Above
A: App #

E. Handling Codes for Wastes Listed Above

15. Special Handling Instructions and Additional Information
Site: Route 146, Guilderland, NY 12006
Job#WILM-MSCH-
Emergency Contact: Capitol Environmental (302) 652-8999

16. **GENERATOR'S CERTIFICATION:** I certify the materials described above on this manifest are not subject to federal regulations for reporting proper disposal of Hazardous Waste.

Printed/Typed Name	Signature	Month	Day	Year
[illegible]	[illegible]	[illegible]	[illegible]	[illegible]

17. Transporter 1 Acknowledgement of Receipt of Materials

Printed/Typed Name	Signature	Month	Day	Year
[illegible]	[illegible]	[illegible]	[illegible]	[illegible]

18. Transporter 2 Acknowledgement of Receipt of Materials

Printed/Typed Name	Signature	Month	Day	Year

19. Discrepancy Indication Space

20. Facility Owner or Operator: Certification of receipt of waste materials covered by this manifest except as noted in Item 19.

Printed/Typed Name	Signature	Month	Day	Year

GENERATOR

TRANSPORTER

FACILITY

Printed by J. J. KELLER & ASSOCIATES, INC.
Neenah, WI 54957-0368

GENERATOR'S COPY

Town of Colonie Envir. Service
1319 New Loudon Road
Cohoes, New York 12047

000764 Capital Environmental Services
15 C Trolley Square
Wilmington DE 19806

SITE	TICKET	GRID	WEIGHMASTER
02	089701	L5P2	John G. Boncaro

DATE IN	DATE OUT	TIME IN	TIME OUT	VEHICLE	ROLL OFF
07/28/03	07/28/03	08:58	08:58	764	

REFERENCE	ORIGIN
	TGUI TOWN OF GUILDERLAND

Scale 1 Gross Wt.	78520	LB	Inbound - Charge ticket
Manual Tare Wt.	29020	LB	
Net Weight	49500	LB	

QTY	UNIT	DESCRIPTION	RATE	EXTENSION	FEE	TOTAL
24.75	TON	Petro Cont. Soil	20.00	495.00	0.00	495.00

Operating hours 7AM to 3PM Monday thru Friday and Saturday 7AM thru 2PM. This is to certify that this load contains no hazardous materials, medical waste or liquids of any type. All loads must be properly contained (tied & Tarp)

CC-39

NET AMOUNT
495.00
TENDERED
CHANGE
CHECK NO.

SIGNATURE _____

Please print or type
(Form designed for use on elite (12-pitch) typewriter.)

NON-HAZARDOUS WASTE MANIFEST

1. Generator's US EPA ID No.: NYP0008[illegible]
Manifest Document No.:
2. Page 1 of 1: CC-38

3. Generator's Name and Mailing Address
Former Schenectady Army Depot
P.O. Box 12287, Offutt AFB, NE 68113
402 293-2520

See Sect 15

4. Generator's Phone

5. Transporter 1 Company Name: JR Pietropaul
6. US EPA ID Number
A. Transporter's Phone

7. Transporter 2 Company Name
8. US EPA ID Number
B. Transporter's Phone

9. Designated Facility Name and Site Address
Colonie Landfill
13-19 New Loudon Road
Cohoes, NY 12047
10. US EPA ID Number: NOT REQUIRED
C. Facility's Phone: 518 783-2825

11. Waste Shipping Name and Description	12. Containers No.	Type	13. Total Quantity	14. Unit Wt/Vol
a. Non DOT, Non RCRA Regulated Material (Non Hazardous Soil)	XX1	DT	EST 2 2	1
b.				
c.				
d.				

D. Additional Descriptions for Materials Listed Above
A: App #

E. Handling Codes for Wastes Listed Above

15. Special Handling Instructions and Additional Information
Site: Route 146, Guilderland, NY 12009
Job#WILM-MSCH-
Emergency Contact: Capitol Environmental (302) 652-8999

16. **GENERATOR'S CERTIFICATION:** I certify the materials described above on this manifest are not subject to federal regulations for reporting proper disposal of Hazardous Waste.

Printed/Typed Name	Signature	Month	Day	Year
Jeffrey W. Hubbard	[signature]	[illegible]	[illegible]	[illegible]

17. Transporter 1 Acknowledgement of Receipt of Materials

Printed/Typed Name	Signature	Month	Day	Year
[illegible]	[signature]			

18. Transporter 2 Acknowledgement of Receipt of Materials

Printed/Typed Name	Signature	Month	Day	Year

19. Discrepancy Indication Space

20. Facility Owner or Operator: Certification of receipt of waste materials covered by this manifest except as noted in Item 19.

Printed/Typed Name	Signature	Month	Day	Year

GENERATOR

TRANSPORTER

FACILITY

Printed by J. J. KELLER & ASSOCIATES, INC.
Neenah, WI 54957-0368

GENERATOR'S COPY

Town of Colonie Envir. Service
1319 New Loudon Road
Cohoes, New York 12047

000764 Capital Environmental Services
15 C Trolley Square
Wilmington DE 19806

SITE	TICKET	GRID	WEIGHMASTER
02	089700	L5P2	John G. Boncaro

DATE IN	DATE OUT	TIME IN	TIME OUT	VEHICLE	ROLL OFF
07/28/03	07/28/03	08:56	08:56	764	

REFERENCE	ORIGIN
	TGUI TOWN OF GUILDERLAND

Manual Gross Wt.	76520	LB
Manual Tare Wt.	28720	LB
Net Weight	47800	LB

Inbound - Charge ticket

QTY.	UNIT	DESCRIPTION	RATE	EXTENSION	FEE	TOTAL
23.90	TON	Petro Cont. Soil	20.00	478.00	0.00	478.00

Operating hours 7AM to 3PM Monday thru Friday and Saturday 7AM thru 2PM. This is to certify that this load contains no hazardous materials, medical waste or liquids of any type. All loads must be properly contained (tied & Tarp)

NET AMOUNT
478.00
TENDERED
CHANGE
CHECK NO

SIGNATURE

CC-38

Please print or type
(Form designed for use on elite (12-pitch) typewriter.)

NON-HAZARDOUS WASTE MANIFEST

1. Generator's US EPA ID No. N.Y.F.0.0.8.5.3.4.9 | Manifest Document No. . . . . | 2. Page 1 of 1 | CC-37

GENERATOR

3. Generator's Name and Mailing Address
Former Schenectady Army Depot
P.O. Box 15287, Offutt AFB, NE 68113
4. Generator's Phone (402) 293-2520

See Sect 15

5. Transporter 1 Company Name: T. Pentecost | 6. US EPA ID Number: N.Y. Registered | A. Transporter's Phone: 518-[illegible]-4489

7. Transporter 2 Company Name | 8. US EPA ID Number | B. Transporter's Phone

9. Designated Facility Name and Site Address
Colonie Landfill
13-19 New Loudon Road
Colonie, NY 12047
10. US EPA ID Number: N.O.T.R.E.Q.U.I.R.E.D
C. Facility's Phone: 518-783-2626

11. Waste Shipping Name and Description	12. Containers No.	Type	13. Total Quantity	14. Unit Wt/Vol
a. Non DOT, Non RCRA Regulated Material (Non Hazardous Soil)	XX	CT	88T	T
b.				
c.				
d.				

D. Additional Descriptions for Materials Listed Above
A: App #

E. Handling Codes for Wastes Listed Above

15. Special Handling Instructions and Additional Information
Site: Route 146, Guilderland, NY 12009
Job#VLM-MSC14-
Emergency Contact: Capitol Environmental ([illegible]) [illegible]

16. **GENERATOR'S CERTIFICATION:** I certify the materials described above on this manifest are not subject to federal regulations for reporting proper disposal of Hazardous Waste.

Printed/Typed Name: [illegible] | Signature: [illegible] | Month: 03 | Day: 25 | Year: 03

TRANSPORTER

17. Transporter 1 Acknowledgement of Receipt of Materials
Printed/Typed Name: T. Pentecost | Signature: [illegible] | Month | Day | Year

18. Transporter 2 Acknowledgement of Receipt of Materials
Printed/Typed Name | Signature | Month | Day | Year

FACILITY

19. Discrepancy Indication Space

20. Facility Owner or Operator: Certification of receipt of waste materials covered by this manifest except as noted in Item 19.
Printed/Typed Name | Signature | Month | Day | Year

Printed by J. J. KELLER & ASSOCIATES, INC.
Neenah, WI 54957-0368

GENERATOR'S COPY

12-BLC-3M6

Town of Colonie Envir. Service
1319 New Loudon Road
Cohoes, New York 12047

000764 Capital Environmental Services
15 C Trolley Square
Wilmington DE 19806

SITE	TICKET	GRID	WEIGHM
02	089664	L5P2	John G. Boncaro

DATE IN	DATE OUT	TIME IN	TIME OUT	VEHICLE	ROLL OFF
07/28/03	07/28/03	07:40	07:40	764	

REFERENCE	ORIGIN
	TGUI TOWN OF GUILDERLAND

Manual Gross Wt.	75620	LB
Manual Tare Wt.	29020	LB
Net Weight	46600	LB

Inbound - Charge ticket

QTY.	UNIT	DESCRIPTION	RATE	EXTENSION	FEE	TOTAL
23.30	TON	Petro Cont. Soil	20.00	466.00	0.00	466.00

Operating hours 7AM to 3PM Monday thru Friday and Saturday 7AM thru 2PM. This is to certify that this load contains no hazardous materials, medical waste or liquids of any type. All loads must be properly contained (tied & Tarp)

CC-37

NET AMOUNT
466.00
TENDERED
CHANGE
CHECK NO

SIGNATURE _____

Please print or type.
(Form designed for use on elite (12-pitch) typewriter.)

NON-HAZARDOUS WASTE MANIFEST

1. Generator's US EPA ID No.	Manifest Document No.	2. Page 1 of 1
NYP0045345		PC - 26

GENERATOR

3. Generator's Name and Mailing Address

Former Schenectady Army Depot
P.O. Box 13267, Offutt AFB, NE 68113

See Item 15

4. Generator's Phone (402) 294-2520

5. Transporter 1 Company Name	6. US EPA ID Number	A. Transporter's Phone
Waste Management Environmental Trucking Inc.	NYP0027367	518-377-2561
7. Transporter 2 Company Name	8. US EPA ID Number	B. Transporter's Phone

9. Designated Facility Name and Site Address	10. US EPA ID Number	C. Facility's Phone
Colonie Landfill 13-19 New Loudon Road Cohoes, NY 12047	NYD980535813	518-783-2038

11. Waste Shipping Name and Description	12. Containers No.	Type	13. Total Quantity	14. Unit Wt/Vol
a. Non DOT, Non RCRA Regulated Material (Non Hazardous Soil)	XA1	DT	8.57	T
b.				
c.				
d.				

D. Additional Descriptions for Materials Listed Above	E. Handling Codes for Wastes Listed Above
A: App #	

15. Special Handling Instructions and Additional Information

Site: Route 146, Guilderland, NY 12084

John Wilm-MSGR-

Emergency Contact: Capitol Environmental (802) 662-3868

16. **GENERATOR'S CERTIFICATION:** I certify the materials described above on this manifest are not subject to federal regulations for reporting proper disposal of Hazardous Waste.

Printed/Typed Name	Signature	Month	Day	Year
Lt Col Lee Hubbard		03	04	03

TRANSPORTER

17. Transporter 1 Acknowledgement of Receipt of Materials

Printed/Typed Name	Signature	Month	Day	Year

18. Transporter 2 Acknowledgement of Receipt of Materials

Printed/Typed Name	Signature	Month	Day	Year

FACILITY

19. Discrepancy Indication Space

20. Facility Owner or Operator: Certification of receipt of waste materials covered by this manifest except as noted in Item 19.

Printed/Typed Name	Signature	Month	Day	Year

Printed by J. J. KELLER & ASSOCIATES, INC.
Neenah, WI 54957-0368

GENERATOR'S COPY

Town of Colonie Envir. Service
1319 New Loudon Road
Cohoes, New York 12047

000764 Capital Environmental Services
15 C Trolley Square
Wilmington DE 19806

SITE	TICKET	GRID	WEIGHMASTER
02	089663	L5P2	John G. Boncaro

DATE IN	DATE OUT	TIME IN	TIME OUT	VEHICLE	ROLL OFF
07/28/03	07/28/03	07:38	07:38	764	

REFERENCE	ORIGIN
	TGUI TOWN OF GUILDERLAND

Manual Gross Wt.	77820	LB	Inbound - Charge ticket
Manual Tare Wt.	28720	LB	
Net Weight	49100	LB	

QTY.	UNIT	DESCRIPTION	RATE	EXTENSION	FEE	TOTAL
24.55	TON	Petro Cont. Soil	20.00	491.00	0.00	491.00

Operating hours 7AM to 3PM Monday thru Friday and Saturday 7AM thru 2PM. This is to certify that this load contains no hazardous materials, medical waste or liquids of any type. All loads must be properly contained (tied & Tarp)

NET AMOUNT
491.00
TENDERED
CHANGE
CHECK NO

SIGNATURE _____

CC-36

Please print or type
(Form designed for use on elite (12-pitch) typewriter.)

NON-HAZARDOUS WASTE MANIFEST

1. Generator's US EPA ID No.	Manifest Document No.	2. Page 1 of
NYP0009138		1

GENERATOR

3. Generator's Name and Mailing Address

Former Schenectady Army Depot
P.O. Box 13287, Offutt AFB, NE 68113

See Sect 15

4. Generator's Phone (402) 232-2626

5. Transporter 1 Company Name: Maryland Brothers Trucking Inc

6. US EPA ID Number: NYR000000000

A. Transporter's Phone: 518-477-9500

7. Transporter 2 Company Name

8. US EPA ID Number

B. Transporter's Phone

9. Designated Facility Name and Site Address

Colonie Landfill
13-19 New Loudon Road
Colonie, NY 12047

10. US EPA ID Number: NYD980508949

C. Facility's Phone: 518-783-2826

11. Waste Shipping Name and Description	12. Containers No.	12. Containers Type	13. Total Quantity	14. Unit Wt/Vol
a. Non DOT, Non RCRA Regulated Material (Non Hazardous Soil)	XX1	DT	681	T
b.				
c.				
d.				

D. Additional Descriptions for Materials Listed Above

A: App #

E. Handling Codes for Wastes Listed Above

15. Special Handling Instructions and Additional Information

Site: Route 146, Guilderland, NY 12084

Job#MLM-MSCH-

Emergency Contact: Capitol Environmental (302) 652-8826

16. **GENERATOR'S CERTIFICATION:** I certify the materials described above on this manifest are not subject to federal regulations for reporting proper disposal of Hazardous Waste.

Printed/Typed Name	Signature	Month	Day	Year
		12	26	05

TRANSPORTER

17. Transporter 1 Acknowledgement of Receipt of Materials

Printed/Typed Name	Signature	Month	Day	Year
		12	26	05

18. Transporter 2 Acknowledgement of Receipt of Materials

Printed/Typed Name	Signature	Month	Day	Year

FACILITY

19. Discrepancy Indication Space

20. Facility Owner or Operator: Certification of receipt of waste materials covered by this manifest except as noted in Item 19.

Printed/Typed Name	Signature	Month	Day	Year

Printed by J. J. KELLER & ASSOCIATES, INC.
Neenah, WI 54957-0368

GENERATOR'S COPY

12-BLC-MS

SIGNATURE _____

Town of Colonie Envir. Service
1319 New Loudon Road
Cohoes, New York 12047

000764 Capital Environmental Services
15 C Trolley Square
Wilmington DE 19806

SITE	TICKET	GRID	WEIGHMASTER
02	089633	L5P2	Bob Kennedy

DATE IN	DATE OUT	TIME IN	TIME OUT	VEHICLE	ROLL OFF
07/26/03	07/26/03	12:49	12:49	764	

REFERENCE	ORIGIN
	TGUI TOWN OF GUILDERLAND

Scale 1 Gross Wt.	73780	LB	Inbound - Charge ticket
Manual Tare Wt.	29020	LB	
Net Weight	44760	LB	

QTY.	UNIT	DESCRIPTION	RATE	EXTENSION	FEE	TOTAL
22.38	TON	Petro Cont. Soil	20.00	447.60	0.00	447.60

LC-35

~~Operating hours 7AM to 3PM Monday thru Friday~~
and Saturday 7AM thru 2PM. This is to certify that this load contains no hazardous materials, medical waste or liquids of any type. All loads must be properly contained (tied & Terp)

NET AMOUNT
447.60
TENDERED
CHANGE

Please print or type
(Form designed for use on elite (12-pitch) typewriter.)

NON-HAZARDOUS WASTE MANIFEST

1. Generator's US EPA ID No.: NY20009533349
Manifest Document No.:
2. Page 1 of 1: CC-34

3. Generator's Name and Mailing Address
Former Schenectady Army Depot
P.O. Box 13297, Offutt AFB, NE 68113
4. Generator's Phone (402) 293-2520

See Sect 15

5. Transporter 1 Company Name: Mangiardi Brothers Trucking, Inc
6. US EPA ID Number: NYR000062922
A. Transporter's Phone: 518-477-8940

7. Transporter 2 Company Name:
8. US EPA ID Number:
B. Transporter's Phone:

9. Designated Facility Name and Site Address
Colonie Landfill
13-19 New Loudon Road
Cohoes, NY 12047
10. US EPA ID Number: NOTRECUIRED
C. Facility's Phone: 518-783-2828

11. Waste Shipping Name and Description	12. Containers No.	Type	13. Total Quantity	14. Unit Wt/Vol
a. Non DOT, Non RCRA Regulated Material (Non Hazardous Soil)	XX1	DT	EST 36	1
b.				
c.				
d.				

D. Additional Descriptions for Materials Listed Above
A: App #

E. Handling Codes for Wastes Listed Above

15. Special Handling Instructions and Additional Information
Site: Route 146, Guilderland, NY 12009
Job#WILM-MSCH
Emergency Contact: Capitol Environmental (302) 652-8999

16. **GENERATOR'S CERTIFICATION:** I certify the materials described above on this manifest are not subject to federal regulations for reporting proper disposal of Hazardous Waste.

Printed/Typed Name	Signature	Month	Day	Year
[illegible]	[illegible]	07	26	03

17. Transporter 1 Acknowledgement of Receipt of Materials

Printed/Typed Name	Signature	Month	Day	Year
[illegible]	[illegible]	07	26	03

18. Transporter 2 Acknowledgement of Receipt of Materials

Printed/Typed Name	Signature	Month	Day	Year

19. Discrepancy Indication Space

20. Facility Owner or Operator: Certification of receipt of waste materials covered by this manifest except as noted in Item 19.

Printed/Typed Name	Signature	Month	Day	Year

GENERATOR

TRANSPORTER

FACILITY

Printed by J. J. KELLER & ASSOCIATES, INC.
Neenah, WI 54957-0368

GENERATOR'S COPY

CHECK NO.

SIGNATURE _____

Town of Colonie Envt. Service
1319 New Loudon Road
Cohoes, New York 12047

host hoof

000764 Capital Environmental Services
15 C Trolley Square
Wilmington DE 19806

SITE	TICKET	GRID	WEIGHMASTER
02	089631	L5P2	Bob Kennedy

DATE IN	DATE OUT	TIME IN	TIME OUT	VEHICLE	ROLL OFF
07/26/03	07/26/03	12:47	12:47	764	

REFERENCE	ORIGIN
	TGUI TOWN OF GUILDERLAND

Scale 1 Gross Wt.	103940	LB
Manual Tare Wt.	37260	LB
Net Weight	66680	LB

Inbound - Charge ticket

QTY.	UNIT	DESCRIPTION	RATE	EXTENSION	FEE	TOTAL
33.34	TON	Petro Cont. Soil	20.00	666.80	0.00	666.80

CC-34

Operating hours 7AM to 3PM Monday thru Friday and Saturday 7AM thru 2PM. This is to certify that this load contains no hazardous materials, medical waste or liquids of any type. All loads must be properly contained (tied & Tarp)

NET AMOUNT
666.80
TENDERED
CHANGE
CHECK NO.

SIGNATURE

Please print or type
(Form designed for use on elite (12-pitch) typewriter.)

NON-HAZARDOUS WASTE MANIFEST

1. Generator's US EPA ID No.: NYP000953340
Manifest Document No.:
2. Page 1 of 1: CC-33

3. Generator's Name and Mailing Address
Former Schenectady Army Depot
P.O. Box 13287, Offutt AFB, NE 68113
4. Generator's Phone (402) 293-2520

See Seal 15

5. Transporter 1 Company Name: Mangiardi Brothers Trucking, Inc.
6. US EPA ID Number: NYP000097972
A. Transporter's Phone: 518-477-8930

7. Transporter 2 Company Name:
8. US EPA ID Number:
B. Transporter's Phone:

9. Designated Facility Name and Site Address
Colonie Landfill
13-19 New Loudon Road
Cohoes, NY 12047
10. US EPA ID Number: NOTREQUIRED
C. Facility's Phone: 518-783-2828

11. Waste Shipping Name and Description	12. Containers No.	Type	13. Total Quantity	14. Unit Wt/Vol
a. Non DOT, Non RCRA Regulated Material (Non Hazardous Soil)	XXX	OT	EST 20	T
b.				
c.				
d.				

D. Additional Descriptions for Materials Listed Above
A: App #

E. Handling Codes for Wastes Listed Above

15. Special Handling Instructions and Additional Information
Site: Route 146, Guilderland, NY 12009
Emergency Contact: Capitol Environmental (302) 652-8999
JobWILM-MSCH-

16. **GENERATOR'S CERTIFICATION:** I certify the materials described above on this manifest are not subject to federal regulations for reporting proper disposal of Hazardous Waste.

Printed/Typed Name	Signature	Month	Day	Year
[illegible]	[illegible]	07	26	03

17. Transporter 1 Acknowledgement of Receipt of Materials

Printed/Typed Name	Signature	Month	Day	Year
[illegible]	[illegible]	07	26	03

18. Transporter 2 Acknowledgement of Receipt of Materials

Printed/Typed Name	Signature	Month	Day	Year
[illegible]	[illegible]			

19. Discrepancy Indication Space

20. Facility Owner or Operator: Certification of receipt of waste materials covered by this manifest except as noted in Item 19.

Printed/Typed Name	Signature	Month	Day	Year

GENERATOR

TRANSPORTER

FACILITY

Printed by J. J. KELLER & ASSOCIATES, INC.
Neenah, WI 54957-0368

GENERATOR'S COPY

12-BLC-M6

Town of Colonie Envir. Service
1319 New Loudon Road
Cohoes, New York 12047

John Flavin Last Load

000764 Capital Environmental Services
15 C Trolley Square
Wilmington DE 19806

02	089626	LF		Bob Konnedy	
DATE IN	DATE OUT	TIME IN	TIME OUT	VEHICLE	ROLL OFF
07/26/03	07/26/03	12:33	12:33	764	

TGUI TOWN OF GUILDERLAND

Scale 1 Gross Wt.	70620	LB
Manual Tare Wt.	28240	LB
Net Weight	42380	LB

Inbound - Charge ticket

QTY	UNIT	DESCRIPTION	RATE	EXTENSION	FEE	TOTAL
21.19	TON	Petro Cont. Soil	20.00	423.80	0.00	423.80

Operating hours 7AM to 3PM Monday thru Friday and Saturday 7AM thru 2PM. This is to certify that this load contains no hazardous materials, medical waste or liquids of any type. All loads must be properly contained (tied & Tarp)

423.80

TENDERED

CHANGE

CHECK NO

Please print or type
(Form designed for use on elite (12-pitch) typewriter.)

NON-HAZARDOUS WASTE MANIFEST

1. Generator's US EPA ID No.: NYP000853349
Manifest Document No.:
2. Page 1 of 1: CC-32

3. Generator's Name and Mailing Address
Former Schenectady Army Depot
P.O. Box 13287, Offutt AFB, NE 68113
4. Generator's Phone (402) 293-2520

See Sect 16

5. Transporter 1 Company Name: Mangiardi Brothers Trucking Inc.
6. US EPA ID Number: NYR000[illegible]
A. Transporter's Phone: 518-477-8940

7. Transporter 2 Company Name:
8. US EPA ID Number:
B. Transporter's Phone:

9. Designated Facility Name and Site Address
Colonie Landfill
13-19 New Loudon Road
Cohoes, NY 12047
10. US EPA ID Number: NOTRSQUIRED
C. Facility's Phone: 518-783-2826

11. Waste Shipping Name and Description	12. Containers No.	Type	13. Total Quantity	14. Unit Wt/Vol
a. Non DOT, Non RCRA Regulated Material (Non Hazardous Soil)	XX1	DT	EST 20	T
b.				
c.				
d.				

D. Additional Descriptions for Materials Listed Above
A: App #

E. Handling Codes for Wastes Listed Above

15. Special Handling Instructions and Additional Information
Site: Route 146, Guilderland, NY 12009
Job#WILM-MSCH-
Emergency Contact: Capitol Environmental (302) 652-6899

16. **GENERATOR'S CERTIFICATION:** I certify the materials described above on this manifest are not subject to federal regulations for reporting proper disposal of Hazardous Waste.

Printed/Typed Name	Signature	Month	Day	Year
[illegible]	[illegible]	07	26	03

17. Transporter 1 Acknowledgement of Receipt of Materials

Printed/Typed Name	Signature	Month	Day	Year
[illegible]	[illegible]	07	26	03

18. Transporter 2 Acknowledgement of Receipt of Materials

Printed/Typed Name	Signature	Month	Day	Year

19. Discrepancy Indication Space

20. Facility Owner or Operator: Certification of receipt of waste materials covered by this manifest except as noted in Item 19.

Printed/Typed Name	Signature	Month	Day	Year

GENERATOR

TRANSPORTER

FACILITY

Printed by J. J. KELLER & ASSOCIATES, INC.
Neenah, WI 54957-0368

GENERATOR'S COPY

12-BLC-M6

07/26/2003 13:51 518-756-3282

J R PIETROPAOLI INC

PAGE 01

Town of Colonie Envir. Service
1319 New Loudon Road
Cohoes, New York 12047

000764 Capital Environmental Services
15 C Trolley Square
Wilmington DE 19806

SITE	TICKET	GRID	WEIGHMASTER
02	089615	L5P2	Bob Kennedy

DATE IN	DATE OUT	TIME IN	TIME OUT	VEHICLE	ROLL OFF
07/26/03	07/26/03	12:15	12:15	764	

REFERENCE	ORIGIN
	TGUI TOWN OF GUILDERLAND

Scale 1 Gross Wt.	74020	LB	Inbound - Charge ticket
Manual Tare Wt.	28720	LB	
Net Weight	45300	LB	

QTY.	UNIT	DESCRIPTION	RATE	EXTENSION	FEE	TOTAL
22.65	TON	Petro Cont. Soil	20.00	453.00	0.00	453.00

CC32

~~Operating hours 7AM to 3PM Monday thru Friday~~
and Saturday 7AM thru 2PM. This is to certify that this load contains no hazardous materials, medical waste or liquids of any type. All loads must be properly contained (tied & Tarp)

NET AMOUNT
453.00
TENDERED
CHANGE
CHECK NO.

SIGNATURE

Please print or type
(Form designed for use on elite (12-pitch) typewriter.)

NON-HAZARDOUS WASTE MANIFEST

1. Generator's US EPA ID No.	Manifest Document No.	2. Page 1 of
NYD049832848		

GENERATOR

3. Generator's Name and Mailing Address

Former Schenectady Army Depot
P.O. Box 15287, Offutt AFB, NE 68113
4. Generator's Phone (402) 293-2520

See Sect 15

5. Transporter 1 Company Name	6. US EPA ID Number	A. Transporter's Phone
Mongiardi Brothers Trucking Inc.	NYD986975625	518-477-9860
7. Transporter 2 Company Name	8. US EPA ID Number	B. Transporter's Phone
9. Designated Facility Name and Site Address	10. US EPA ID Number	C. Facility's Phone
Colonie Landfill 13-19 New Loudon Road Cohoes, NY 12047	NYD980505810	518-783-2801

11. Waste Shipping Name and Description	12. Containers No.	Type	13. Total Quantity	14. Unit Wt/Vol
a. Non DOT, Non RCRA Regulated Material (Non Hazardous Soil)	XX1	DT	65T	T
b.				
c.				
d.				

D. Additional Descriptions for Materials Listed Above	E. Handling Codes for Wastes Listed Above
A: App #	

15. Special Handling Instructions and Additional Information

Site: Route 146, Guilderland, NY 12084

John Wilm-Mech

Emergency Contact: Capitol Environmental (302) 652-4544

16. **GENERATOR'S CERTIFICATION:** I certify the materials described above on this manifest are not subject to federal regulations for reporting proper disposal of Hazardous Waste.

Printed/Typed Name	Signature	Month	Day	Year
		12	26	03

TRANSPORTER

17. Transporter 1 Acknowledgement of Receipt of Materials

Printed/Typed Name	Signature	Month	Day	Year
Roger Shannon	Roger Shannon	12	26	03

18. Transporter 2 Acknowledgement of Receipt of Materials

Printed/Typed Name	Signature	Month	Day	Year

FACILITY

19. Discrepancy Indication Space

20. Facility Owner or Operator: Certification of receipt of waste materials covered by this manifest except as noted in Item 19.

Printed/Typed Name	Signature	Month	Day	Year

Printed by J. J. KELLER & ASSOCIATES, INC.
Neenah, WI 54957-0368

GENERATOR'S COPY

12-BLC-M6

Jul.28. 2003 3:08PM VALLEY EQUIPMENT 5183741599 TICKET GRID No.2890 P. 3/3 ENTER

Town of Colonie Envir. Service
1319 New Loudon Road
Cohoes, New York 12047

Roger Last Load

000764 Capital Environmental Services
15 C Trolley Square
Wilmington DE 19806

02	089622	L5	Bob Kennedy

DATE IN	DATE OUT	TIME IN	TIME OUT	VEHICLE	ROLL OFF
07/26/03	07/26/03	12:28	12:28	764	

TGUI TOWN OF GUILDERLAND

Scale 1 Gross Wt.	69160	LB
Manual Tare Wt.	28860	LB
Net Weight	40300	LB

Inbound - Charge ticket

QTY.	UNIT	DESCRIPTION	RATE	EXTENSION	FEE	TOTAL
20.15	TON	Petro Cont. Soil	20.00	403.00	0.00	403.00

CC-31

Operating hours 7AM to 3PM Monday thru Friday and Saturday 7AM thru 2PM. This is to certify that this load contains no hazardous materials, medical waste or liquids of any type. All loads must be properly contained (tied & Tarp)

	403.00
TENDERED	
CHANGE	
CHECK NO.	

Signature _____

Please print or type
(Form designed for use on elite (12-pitch) typewriter.)

NON-HAZARDOUS WASTE MANIFEST

1. Generator's US EPA ID No.: NYP000953349
Manifest Document No.:
2. Page 1 of 1: 00 10

3. Generator's Name and Mailing Address
Former Schenectady Army Depot
P.O. Box 13287, Offutt AFB, NE 68113
4. Generator's Phone (402) 293-2570

See Sect 15

5. Transporter 1 Company Name: Mangiardi Brothers Trucking, Inc.
6. US EPA ID Number: NYP000687572
A. Transporter's Phone: 518-477-8940

7. Transporter 2 Company Name:
8. US EPA ID Number:
B. Transporter's Phone:

9. Designated Facility Name and Site Address
Colonie Landfill
13-19 New Loudon Road
Cohoes, NY 12047
10. US EPA ID Number: NOTREQUIRED
C. Facility's Phone: 518-783-2308

11. Waste Shipping Name and Description	12. Containers No.	Type	13. Total Quantity	14. Unit Wt/Vol
a. Non DOT, Non RCRA Regulated Material (Non Hazardous Soil)	XXT	DT	EST 36	T
b.				
c.				
d.				

D. Additional Descriptions for Materials Listed Above
A. App 9

E. Handling Codes for Wastes Listed Above

15. Special Handling Instructions and Additional Information
Site: Route 146, Guilderland, NY 12009
Job#WILM-MSCH-
Emergency Contact: Capital Environmental (302) 652-8999

16. **GENERATOR'S CERTIFICATION:** I certify the materials described above on this manifest are not subject to federal regulations for reporting proper disposal of Hazardous Waste.

Printed/Typed Name	Signature	Month	Day	Year
[illegible]	[illegible]	02	26	03

17. Transporter 1 Acknowledgement of Receipt of Materials

Printed/Typed Name	Signature	Month	Day	Year
John Sheldon	[illegible]	02	26	03

18. Transporter 2 Acknowledgement of Receipt of Materials

Printed/Typed Name	Signature	Month	Day	Year

19. Discrepancy Indication Space

20. Facility Owner or Operator: Certification of receipt of waste materials covered by this manifest except as noted in Item 19.

Printed/Typed Name	Signature	Month	Day	Year

GENERATOR

TRANSPORTER

FACILITY

Printed by J. J. KELLER & ASSOCIATES, INC.
Neenah, WI 54957-0368

GENERATOR'S COPY

12-BLC-M6

879.77

Town of Colonie Envir. Service
1319 New Loudon Road
Cohoes, New York 12047

000764 Capital Environmental Services
15 C Trolley Square
Wilmington DE 19806

SITE	TICKET	GRID	WEIGHMASTER
02	089598	L5P2	Bob Kennedy

DATE IN	DATE OUT	TIME IN	TIME OUT	VEHICLE	ROLL OFF
07/26/03	07/26/03	11:50	11:50	764	

REFERENCE	ORIGIN
	TGUI TOWN OF GUILDERLAND

Scale 1 Gross Wt.	108000	LB	Inbound - Charge ticket
Manual Tare Wt.	37540	LB	
Net Weight	70460	LB	

QTY	UNIT	DESCRIPTION	RATE	EXTENSION	FEE	TOTAL
35.23	TON	Petro Cont. Soil	20.00	704.60	0.00	704.60

CC - 30

Operating hours 7AM to 3PM Monday thru Friday and Saturday 7AM thru 2PM. This is to certify that this load contains no hazardous materials, medical waste or liquids of any type. All loads must be properly contained (tied & Tarp)

NET AMOUNT
704.60
TENDERED
CHANGE

Please print or type
(Form designed for use on elite (12-pitch) typewriter.)

NON-HAZARDOUS WASTE MANIFEST

1. Generator's US EPA ID No. N·Y·D·0·8·0·9·8·3·9·4·8 | Manifest Document No. | 2. Page 1 of 1 | 2 9

GENERATOR

3. Generator's Name and Mailing Address
Former Schenectady Army Depot
P.O. Box 12287, Offutt AFB, NE 68113
4. Generator's Phone (402) 292-2820

See Sect 15

5. Transporter 1 Company Name: Maryland Brothers Trucking Inc
6. US EPA ID Number: N·Y·R·0·1·0·0·0·0·5·7·2
A. Transporter's Phone: 518-477-8540

7. Transporter 2 Company Name
8. US EPA ID Number
B. Transporter's Phone

9. Designated Facility Name and Site Address
Colonie Landfill
13-15 New Loudon Road
Cohoes, NY 12047
10. US EPA ID Number: N·Y·T·E·C·U·1·8·4·1
C. Facility's Phone: 518-783-3806

11. Waste Shipping Name and Description	12. Containers No.	Type	13. Total Quantity	14. Unit Wt/Vol
a. Non DOT, Non RCRA Regulated Material (Non Hazardous Soil)	XX1	DM	555	T
b.				
c.				
d.				

D. Additional Descriptions for Materials Listed Above
A: App #

E. Handling Codes for Wastes Listed Above

15. Special Handling Instructions and Additional Information
Site: Route 146, Guilderland, NY 12084
Emergency Contact: Capitol Environmental (302) 652-8888
Job#WILM-MISCH-

TRANSPORTER

16. **GENERATOR'S CERTIFICATION:** I certify the materials described above on this manifest are not subject to federal regulations for reporting proper disposal of Hazardous Waste.
Printed/Typed Name | Signature | Month 12 | Day 4 | Year 03

17. Transporter 1 Acknowledgement of Receipt of Materials
Printed/Typed Name | Signature | Month 12 | Day 4 | Year 03

18. Transporter 2 Acknowledgement of Receipt of Materials
Printed/Typed Name | Signature | Month | Day | Year

FACILITY

19. Discrepancy Indication Space

20. Facility Owner or Operator: Certification of receipt of waste materials covered by this manifest except as noted in Item 19.
Printed/Typed Name | Signature | Month | Day | Year

Printed by J. J. KELLER & ASSOCIATES, INC.
Neenah, WI 54957-0368

GENERATOR'S COPY

12-BLC-M6

Town of Colonie Envir. Service
1319 New Loudon Road
Cohoes, New York 12047

000764 Capital Environmental Services
15 C Trolley Square
Wilmington DE 19806

02	089585	L5P[illegible]	Bob Kennedy

DATE IN	DATE OUT	TIME IN	TIME OUT	VEHICLE	ROLL OFF
07/26/03	07/26/03	11:30	11:30	764	

REFERENCE	ORIGIN
	TGUI TOWN OF GUILDERLAND

Scale 1 Gross Wt.	75820	LB	Inbound - Charge ticket
Manual Tare Wt.	29020	LB	
Net Weight	46800	LB	

QTY	UNIT	DESCRIPTION	RATE	EXTENSION	FEE	TOTAL
23.40	TON	Petro Cont. Soil	20.00	468.00	0.00	468.00

CC-9-9

Operating hours 7AM to 3PM Monday thru Friday and Saturday 7AM thru 2PM. This is to certify that this load contains no hazardous materials, medical waste or liquids of any type. All loads must be properly contained (tied & Tarp)

NET AMOUNT
468.00
TENDERED
CHANGE
CHECK NO.

SIGNATURE _____

Please print or type
(Form designed for use on elite (12-pitch) typewriter.)

NON-HAZARDOUS WASTE MANIFEST

1. Generator's US EPA ID No.: NYP000953346
Manifest Document No.:
2. Page 1 of 1: CC-28

3. Generator's Name and Mailing Address
Former Schenectady Army Depot
P.O. Box 13287, Offutt AFB, NE 68113
4. Generator's Phone (402) 293-2520

See Sect 15

5. Transporter 1 Company Name: Mangiardi Brothers Trucking, Inc.
6. US EPA ID Number: NYR000897972
A. Transporter's Phone: 518-477-8940

7. Transporter 2 Company Name:
8. US EPA ID Number:
B. Transporter's Phone:

9. Designated Facility Name and Site Address
Colonie Landfill
13-19 New Loudon Road
Cohoes, NY 12047
10. US EPA ID Number: NOTREQUIRED
C. Facility's Phone: 518-783-2826

11. Waste Shipping Name and Description	12. Containers No.	Type	13. Total Quantity	14. Unit Wt/Vol
a. Non DOT, Non RCRA Regulated Material (Non Hazardous Soil)	XX1	DT	EST 56	T
b.				
c.				
d.				

D. Additional Descriptions for Materials Listed Above
A: App #

E. Handling Codes for Wastes Listed Above

15. Special Handling Instructions and Additional Information
Site: Route 146, Guilderland, NY 12009
Job#WLM-MSCH-
Emergency Contact: Capitol Environmental (302) 652-8909

16. **GENERATOR'S CERTIFICATION:** I certify the materials described above on this manifest are not subject to federal regulations for reporting proper disposal of Hazardous Waste.

Printed/Typed Name	Signature	Month	Day	Year
[illegible]	[illegible]	07	26	03

17. Transporter 1 Acknowledgement of Receipt of Materials

Printed/Typed Name	Signature	Month	Day	Year
		07	26	03

18. Transporter 2 Acknowledgement of Receipt of Materials

Printed/Typed Name	Signature	Month	Day	Year

19. Discrepancy Indication Space

20. Facility Owner or Operator: Certification of receipt of waste materials covered by this manifest except as noted in Item 19.

Printed/Typed Name	Signature	Month	Day	Year

GENERATOR

TRANSPORTER

FACILITY

Printed by J. J. KELLER & ASSOCIATES, INC.
Neenah, WI 54957-0368

GENERATOR'S COPY

Town of Colonie Envir. Service
1319 New Loudon Road
Cohoes, New York 12047

000764 Capital Environmental Services
15 C Trolley Square
Wilmington DE 19806

SITE	TICKET	GRID	WEIGHMASTER
02	089580	L5P	Bob Kennedy

DATE IN	DATE OUT	TIME IN	TIME OUT	VEHICLE	ROLL OFF
07/26/03	07/26/03	11:22	11:22	764	

REFERENCE	ORIGIN
	TGUI TOWN OF GUILDERLAND

Scale 1 Gross Wt.	101100	LB
Manual Tare Wt.	37260	LB
Net Weight	63840	LB

Inbound - Charge ticket

QTY	UNIT	DESCRIPTION	RATE	EXTENSION	FEE	TOTAL
31.92	TON	Petro Cont. Soil	20.00	638.40	0.00	638.40

CC-28

Operating hours 7AM to 3PM Monday thru Friday and Saturday 7AM thru 2PM. This is to certify that this load contains no hazardous materials, medical waste or liquids of any type. All loads must be properly contained (tied & Tarp)

NET AMOUNT
638.40
TENDERED
CHANGE
CHECK NO.

SIGNATURE _____

Please print or type
(Form designed for use on elite (12-pitch) typewriter.)

NON-HAZARDOUS WASTE MANIFEST

1. Generator's US EPA ID No.: NYP000653349
Manifest Document No.:
2. Page 1 of 1: CC-2

3. Generator's Name and Mailing Address
Former Schenectady Army Depot
P.O. Box 13287, Offutt AFB, NE 68113
4. Generator's Phone ( ) 402 293-2020

See Sect 16

5. Transporter 1 Company Name: Mangiafili Brothers Trucking, Inc.
6. US EPA ID Number: NYP000697272
A. Transporter's Phone: 518-477-3940

7. Transporter 2 Company Name:
8. US EPA ID Number:
B. Transporter's Phone:

9. Designated Facility Name and Site Address
Colonie Landfill
13-19 New Loudon Road
Cohoes, NY 12047
10. US EPA ID Number: NOTREQUIRED
C. Facility's Phone: 518-283-2826

11. Waste Shipping Name and Description	12. Containers No.	Type	13. Total Quantity	14. Unit Wt/Vol
a. Non DOT Non RCRA Regulated Material (Non Hazardous Soil)	XX1	DT	EST 20	1
b.				
c.				
d.				

D. Additional Descriptions for Materials Listed Above
A: App #

E. Handling Codes for Wastes Listed Above

15. Special Handling Instructions and Additional Information
Site: Route 146, Guilderland, NY 12009
Job#WLM-MSCR
Emergency Contact: Capitol Environmental (302) 652-8999

16. **GENERATOR'S CERTIFICATION:** I certify the materials described above on this manifest are not subject to federal regulations for reporting proper disposal of Hazardous Waste.

Printed/Typed Name	Signature	Month	Day	Year
[illegible]	[illegible]	[illegible]	[illegible]	[illegible]

17. Transporter 1 Acknowledgement of Receipt of Materials

Printed/Typed Name	Signature	Month	Day	Year
[illegible]	[illegible]	[illegible]	[illegible]	[illegible]

18. Transporter 2 Acknowledgement of Receipt of Materials

Printed/Typed Name	Signature	Month	Day	Year

19. Discrepancy Indication Space

20. Facility Owner or Operator: Certification of receipt of waste materials covered by this manifest except as noted in Item 19.

Printed/Typed Name	Signature	Month	Day	Year

GENERATOR

TRANSPORTER

FACILITY

Printed by J. J. KELLER & ASSOCIATES, INC.
Neenah, WI 54957-0368

GENERATOR'S COPY

Town of Colonie Envir. Service
1319 New Loudon Road
Cohoes, New York 12047

764 Capital Environmental Services
15 C Trolley Square
Wilmington DE 19806

SITE	TICKET	GRID	WEIGHMASTER
02	089574	L5P?	Bob Kennedy

DATE IN	DATE OUT	TIME IN	TIME OUT	VEHICLE	ROLL OFF
07/26/03	07/26/03	11:13	11:13	764	

REFERENCE	ORIGIN
	TGUI TOWN OF GUILDERLAND

Scale 1 Gross Wt.	72180	LB	Inbound - Charge ticket
Manual Tare Wt.	28240	LB	
Net Weight	43940	LB	

QTY	UNIT	DESCRIPTION	RATE	EXTENSION	FEE	TOTAL
21.97	TON	Petro Cont. Soil	20.00	439.40	0.00	439.40

CC-27

Operating hours 7AM to 3PM Monday thru Friday and Saturday 7AM thru 2PM. This is to certify that this load contains no hazardous materials, medical waste or liquids of any type. All loads must be properly contained (tied & Tarp)

NET AMOUNT
439.40
TENDERED
CHANGE
CHECK NO.

SIGNATURE _____

Please print or type
(Form designed for use on elite (12-pitch) typewriter.)

NON-HAZARDOUS WASTE MANIFEST

1. Generator's US EPA ID No. NYR000953949

Manifest Document No.

2. Page 1 of 1 CC-26

3. Generator's Name and Mailing Address

Former Schenectady Army Depot
P.O. Box 12287, Offutt AFB, NE 68113

4. Generator's Phone (402) 293-2620

See Sect 15

5. Transporter 1 Company Name

Mangiardi Brothers Trucking, Inc.

6. US EPA ID Number NYR000052972

A. Transporter's Phone 518-477-8940

7. Transporter 2 Company Name

8. US EPA ID Number

B. Transporter's Phone

9. Designated Facility Name and Site Address

Colonie Landfill
13-19 New Loudon Road
Cohoes, NY 12047

10. US EPA ID Number NCTRED1160

C. Facility's Phone 518-783-2928

11. Waste Shipping Name and Description	12. Containers No.	Type	13. Total Quantity	14. Unit Wt/Vol
a. Non DOT, Non RCRA Regulated Material (Non Hazardous Soil)	XX1	DT	EST 2.2	1
b.				
c.				
d.				

D. Additional Descriptions for Materials Listed Above

A. App #

E. Handling Codes for Wastes Listed Above

15. Special Handling Instructions and Additional Information

Site: Route 146, Guilderland, NY 12009

Job#WILM-MSCH-

Emergency Contact: Capitol Environmental (302) 652-8999

16. **GENERATOR'S CERTIFICATION:** I certify the materials described above on this manifest are not subject to federal regulations for reporting proper disposal of Hazardous Waste.

Printed/Typed Name	Signature	Month	Day	Year
[illegible]	[illegible]	[illegible]	[illegible]	[illegible]

17. Transporter 1 Acknowledgement of Receipt of Materials

Printed/Typed Name	Signature	Month	Day	Year
[illegible]	[illegible]	[illegible]	[illegible]	[illegible]

18. Transporter 2 Acknowledgement of Receipt of Materials

Printed/Typed Name	Signature	Month	Day	Year

19. Discrepancy Indication Space

20. Facility Owner or Operator: Certification of receipt of waste materials covered by this manifest except as noted in Item 19.

Printed/Typed Name	Signature	Month	Day	Year

GENERATOR

TRANSPORTER

FACILITY

Printed by J. J. KELLER & ASSOCIATES, INC.
Neenah, WI 54957-0368

GENERATOR'S COPY

Town of Colonie Envir. Service
1319 New Loudon Road
Cohoes, New York 12047

000764 Capital Environmental Services
15 C Trolley Square
Wilmington DE 19806

02

DATE IN	DATE OUT	TIME IN	TIME OUT		
07/26/03	07/26/03	11:02	11:02	764	

REFERENCE	ORIGIN
	TGUI TOWN OF GUILDERLAND

Scale 1 Gross Wt.	75980	LB	Inbound - Charge ticket
Manual Tare Wt.	28720	LB	
Net Weight	47260	LB	

QTY	UNIT	DESCRIPTION	RATE	EXTENSION	FEE	TOTAL
23.63	TON	Petro Cont. Soil	20.00	472.60	0.00	472.60

CC-26

Operating hours 7AM to 3PM Monday thru Friday and Saturday 7AM thru 2PM. This is to certify that this load contains no hazardous materials, medical waste or liquids of any type. All loads must be properly contained (tied & Tarp)

NET AMOUNT
472.60
TENDERED
CHANGE
CHECK NO.

SIGNATURE Dan Early

Please print or type
(Form designed for use on elite (12-pitch) typewriter.)

NON-HAZARDOUS WASTE MANIFEST

1. Generator's US EPA ID No. NYPD0083249
Manifest Document No.
2. Page 1 of 1 — 00 25

3. Generator's Name and Mailing Address
Former Schenectady Army Depot
P.O. Box 13287, Offutt AFB, NE 68117
402 - 203-2520

See Sect 15

4. Generator's Phone

5. Transporter 1 Company Name
Mangrami Brothers Trucking, Inc.

6. US EPA ID Number
NYPD0083249

A. Transporter's Phone
518-477-8340

7. Transporter 2 Company Name

8. US EPA ID Number

B. Transporter's Phone

9. Designated Facility Name and Site Address
Colonie Landfill
13-19 New Loudon Road
Cohoes, NY 12047

10. US EPA ID Number
NOTREQUIRED

C. Facility's Phone
518-783-2826

11. Waste Shipping Name and Description	12. Containers No.	Type	13. Total Quantity	14. Unit Wt/Vol
a. Non DOT, Non RCRA Regulated Material (Non Hazardous Soil)	XX1	DT	EST 25	1
b.				
c.				
d.				

D. Additional Descriptions for Materials Listed Above
A. App #

E. Handling Codes for Wastes Listed Above

15. Special Handling Instructions and Additional Information
Site: Route 146, Guilderland, NY 12009
Job#WILM-MSCH-
Emergency Contact: Capitol Environmental (302) 652-6899

16. **GENERATOR'S CERTIFICATION:** I certify the materials described above on this manifest are not subject to federal regulations for reporting proper disposal of Hazardous Waste.

Printed/Typed Name	Signature	Month	Day	Year
[illegible]	[illegible]	[illegible]	[illegible]	[illegible]

17. Transporter 1 Acknowledgement of Receipt of Materials

Printed/Typed Name	Signature	Month	Day	Year
Roger Sherman	[illegible]	[illegible]	[illegible]	[illegible]

18. Transporter 2 Acknowledgement of Receipt of Materials

Printed/Typed Name	Signature	Month	Day	Year

19. Discrepancy Indication Space

20. Facility Owner or Operator: Certification of receipt of waste materials covered by this manifest except as noted in Item 19.

Printed/Typed Name	Signature	Month	Day	Year

GENERATOR

TRANSPORTER

FACILITY

Printed by J. J. KELLER & ASSOCIATES, INC.
Neenah, WI 54957-0368

GENERATOR'S COPY

ervice
ad
12047

ital Environmental Services
Trolley Square
lmington DE 19806

02	089569	L5P2		Bob Kennedy	
DATE IN	DATE OUT	TIME IN	TIME OUT	VEHICLE	ROLL OFF
07/26/03	07/26/03	10:53	10:53	764	

REFERENCE	ORIGIN
	TGUI TOWN OF GUILDERLAND

Scale 1 Gross Wt.	70700	LB
Manual Tare Wt.	28860	LB
Net Weight	41840	LB

Inbound - Charge ticket

QTY	UNIT	DESCRIPTION	RATE	EXTENSION	FEE	TOTAL
20.92	TON	Petro Cont. Soil	20.00	418.40	0.00	418.40

CC-25

Operating hours 7AM to 3PM Monday thru Friday and Saturday 7AM thru 2PM. This is to certify that this load contains no hazardous materials, medical waste or liquids of any type. All loads must be properly contained (tied & Tarp)

NET AMOUNT
418.40
TENDERED
CHANGE
CHECK NO.

SIGNATURE _____

TO REORDER CA

D. Additional Descriptions for Materials Listed Above

A: App #

E. Handling Codes for Wastes Listed Above

15. Special Handling Instructions and Additional Information

Site: Route 146, Guilderland, NY 12009

Job#WILM-MSCH-

Emergency Contact: Capitol Environmental (302) 652-8999

16. **GENERATOR'S CERTIFICATION:** I certify the materials described above on this manifest are not subject to federal regulations for reporting proper disposal of Hazardous Waste.

Printed/Typed Name	Signature	Month	Day	Year
Jeffrey W Hubbard	Jeffrey W Hubbard for USACE New York	07	26	03

TRANSPORTER

17. Transporter 1 Acknowledgement of Receipt of Materials

Printed/Typed Name	Signature	Month	Day	Year
ROGER SHERMAN	Roger Sh	07	26	03

18. Transporter 2 Acknowledgement of Receipt of Materials

Printed/Typed Name	Signature	Month	Day	Year
		.	.	.

FACI

19. Discrepancy Indication Space

20. Facility Owner or Operator: Certification of receipt of waste materials covered by this manifest except as noted in Item 19.

Printed/Typed Name	Signature	Month	Day	Year
ROBERT KENNEDY	Robert M. Kennedy	7	26	03

Please print or type
(Form designed for use on elite (12-pitch) typewriter.)

NON-HAZARDOUS WASTE MANIFEST

1. Generator's US EPA ID No. | Manifest Document No. | 2. Page 1 of

3. Generator's Name and Mailing Address

Former Schenectady Army Depot
P.O. Box 13787, Offutt AFB, NE 68113

4. Generator's Phone (402) 292-2529

5. Transporter 1 Company Name | 6. US EPA ID Number | A. Transporter's Phone

Morgan Brothers Trucking Inc.

7. Transporter 2 Company Name | 8. US EPA ID Number | B. Transporter's Phone

9. Designated Facility Name and Site Address | 10. US EPA ID Number | C. Facility's Phone

Colonie Landfill
13-19 New Loudon Road
Colonie, NY 12212

11. Waste Shipping Name and Description	12. Containers No.	Type	13. Total Quantity	14. Unit Wt/Vol
a. Non DOT, Non RCRA Regulated Material (Non Hazardous Soil)	001	DT	EST 20	T
b.				
c.				
d.				

D. Additional Descriptions for Materials Listed Above

A: App #

E. Handling Codes for Wastes Listed Above

15. Special Handling Instructions and Additional Information

Site: Route 146, Guilderland, NY 12084

Emergency Contact: Capital Environmental (302) 457-1664

JOB#WI-M-MISCH-

16. **GENERATOR'S CERTIFICATION:** I certify the materials described above on this manifest are not subject to federal regulations for reporting proper disposal of Hazardous Waste.

Printed/Typed Name	Signature	Month	Day	Year
		03	06	05

17. Transporter 1 Acknowledgement of Receipt of Materials

Printed/Typed Name	Signature	Month	Day	Year
		03	06	05

18. Transporter 2 Acknowledgement of Receipt of Materials

Printed/Typed Name	Signature	Month	Day	Year

19. Discrepancy Indication Space

20. Facility Owner or Operator: Certification of receipt of waste materials covered by this manifest except as noted in Item 19.

Printed/Typed Name	Signature	Month	Day	Year

GENERATOR

TRANSPORTER

FACILITY

Printed by J. J. KELLER & ASSOCIATES, INC.
Neenah, WI 54957-0368

GENERATOR'S COPY

T2BLG-M6

Town of Colonie Envir. Service
1319 New Loudon Road
Cohoes, New York 12047

000764 Capital Environmental Services
15 C Trolley Square
Wilmington DE 19806

TRACT	GRID	WEIGHMASTER
02 089564	L5P?	Bob Kennedy

DATE IN	DATE OUT	TIME IN	TIME OUT	VEHICLE	ROLL OFF
07/26/03	07/26/03	10:40	10:40	764	

REFERENCE

ORIGIN
TGUI TOWN OF GUILDERLAND

Scale 1 Gross Wt.	114720	LB
Manual Tare Wt.	37540	LB
Net Weight	77180	LB

Inbound - Charge ticket

QTY	UNIT	DESCRIPTION	RATE	EXTENSION	FEE	TOTAL
38.59	TON	Petro Cont. Soil	20.00	771.80	0.00	771.80

CC-24

Operating hours 7AM to 3PM Monday thru Friday and Saturday 7AM thru 2PM. This is to certify that this load contains no hazardous materials, medical waste or liquids of any type. All loads must be properly contained (tied & Tarp)

NET AMOUNT
771.80
TENDERED
CHANGE
CHECK NO.

SIGNATURE _____

Please print or type
(Form designed for use on elite (12-pitch) typewriter.)

NON-HAZARDOUS WASTE MANIFEST

1. Generator's US EPA ID No.: NYR000083349
Manifest Document No.:
2. Page 1 of 1: CC 23

3. Generator's Name and Mailing Address
Former Schenectady Army Depot
P.O. Box 13287, Offutt AFB, NE 68119
4. Generator's Phone (402) 293-2520

See Sect 15

5. Transporter 1 Company Name: Mangiardi Brothers Trucking, Inc.
6. US EPA ID Number: NYR000083272
A. Transporter's Phone: 518-477-8940

7. Transporter 2 Company Name:
8. US EPA ID Number:
B. Transporter's Phone:

9. Designated Facility Name and Site Address
Colonie Landfill
13-19 New Loudon Road
Cohoes, NY 12047
10. US EPA ID Number: NOTREQUIRED
C. Facility's Phone: 518-783-2826

11. Waste Shipping Name and Description	12. Containers No.	Type	13. Total Quantity	14. Unit Wt/Vol
a. Non DOT Non RCRA Regulated Material (Non Hazardous Soil)	XX1	DT	EST 5.6	1
b.				
c.				
d.				

D. Additional Descriptions for Materials Listed Above
A: App II

E. Handling Codes for Wastes Listed Above

15. Special Handling Instructions and Additional Information
Site: Route 146, Guilderland, NY 12008
Job#WLM-MSCH-
Emergency Contact: Capitol Environmental (302) 552-8889

16. **GENERATOR'S CERTIFICATION:** I certify the materials described above on this manifest are not subject to federal regulations for reporting proper disposal of Hazardous Waste.

Printed/Typed Name	Signature	Month	Day	Year
[illegible]	[illegible]	07	26	93

17. Transporter 1 Acknowledgement of Receipt of Materials

Printed/Typed Name	Signature	Month	Day	Year
		07	26	93

18. Transporter 2 Acknowledgement of Receipt of Materials

Printed/Typed Name	Signature	Month	Day	Year

19. Discrepancy Indication Space

20. Facility Owner or Operator: Certification of receipt of waste materials covered by this manifest except as noted in Item 19.

Printed/Typed Name	Signature	Month	Day	Year

GENERATOR

TRANSPORTER

FACILITY

Printed by J. J. KELLER & ASSOCIATES, INC.
Neenah, WI 54957-0368

GENERATOR'S COPY

12-BLC-M6

Town of Colonie Envir. Service
1319 New Loudon Road
Cohoes, New York 12047

000764 Capital Environmental Services
15 C Trolley Square
Wilmington DE 19806

02	089541	L5P?	Bob Kennedy

DATE IN	DATE OUT	TIME IN	TIME OUT	VEHICLE	ROLL OFF
07/26/03	07/26/03	10:03	10:03	764	

REFERENCE	ORIGIN
	TGUI TOWN OF GUILDERLAND

Scale 1 Gross Wt.	101320	LB
Manual Tare Wt.	37260	LB
Net Weight	64060	LB

Inbound - Charge ticket

QTY.	UNIT	DESCRIPTION	RATE	EXTENSION	FEE	TOTAL
32.03	TON	Petro Cont. Soil	20.00	640.60	0.00	640.60

CC-23

Operating hours 7AM to 3PM Monday thru Friday and Saturday 7AM thru 2PM. This is to certify that this load contains no hazardous materials, medical waste or liquids of any type. All loads must be properly contained (tied & Tarp)

NET AMOUNT
640.60
TENDERED
CHANGE
CHECK NO.

SIGNATURE _____

Please print or type
(Form designed for use on elite (12-pitch) typewriter.)

NON-HAZARDOUS WASTE MANIFEST

1. Generator's US EPA ID No. [illegible]

Manifest Document No.

2. Page 1 of 1 [illegible]

3. Generator's Name and Mailing Address

Former Schenectady Army Depot
P.O. Box 13307, OP-6 AFB, NE 68113

See Sect 15

4. Generator's Phone (402) 293-2520

5. Transporter 1 Company Name: Mangiarul Brothers Trucking, Inc.

6. US EPA ID Number: [illegible]

A. Transporter's Phone: 518-477-8880

7. Transporter 2 Company Name

8. US EPA ID Number

B. Transporter's Phone

9. Designated Facility Name and Site Address

Colonie Landfill
13-19 New Loudon Road
Cohoes, NY 12047

10. US EPA ID Number: [illegible]

C. Facility's Phone: 518-283-2828

11. Waste Shipping Name and Description	12. Containers No.	Type	13. Total Quantity	14. Unit Wt/Vol
a. Non DOT, Non RCRA Regulated Material (Non Hazardous Soil)	2x3	DT	EST	T
b.				
c.				
d.				

D. Additional Descriptions for Materials Listed Above

A. App II

E. Handling Codes for Wastes Listed Above

15. Special Handling Instructions and Additional Information

Site: Route 146, Guilderland, NY 12009

Emergency Contact: Capitol Environmental (302) 552-8990

[illegible]

16. **GENERATOR'S CERTIFICATION:** I certify the materials described above on this manifest are not subject to federal regulations for reporting proper disposal of Hazardous Waste.

Printed/Typed Name	Signature	Month	Day	Year
[illegible]	[illegible]	[illegible]	[illegible]	[illegible]

17. Transporter 1 Acknowledgement of Receipt of Materials

Printed/Typed Name	Signature	Month	Day	Year
[illegible]	[illegible]	[illegible]	[illegible]	[illegible]

18. Transporter 2 Acknowledgement of Receipt of Materials

Printed/Typed Name	Signature	Month	Day	Year

19. Discrepancy Indication Space

20. Facility Owner or Operator: Certification of receipt of waste materials covered by this manifest except as noted in Item 19.

Printed/Typed Name	Signature	Month	Day	Year

GENERATOR

TRANSPORTER

FACILITY

Printed by J. J. KELLER & ASSOCIATES, INC.
Neenah, WI 54957-0368

GENERATOR'S COPY

Town of Colonie Envir. Service
1319 New Loudon Road
Cohoes, New York 12047

000764 Capital Environmental Services
15 C Trolley Square
Wilmington DE 19806

02	089536	L5P?	Bob Kennedy

DATE IN	DATE OUT	TIME IN	TIME OUT	VEHICLE	ROLL OFF
07/26/03	07/26/03	09:56	09:56	764	

REFERENCE	ORIGIN
	TGUI TOWN OF GUILDERLAND

Scale 1 Gross Wt.	70420	LB
Manual Tare Wt.	28240	LB
Net Weight	42180	LB

Inbound - Charge ticket

QTY.	UNIT	DESCRIPTION	RATE	EXTENSION	FEE	TOTAL
21.09	TON	Petro Cont. Soil	20.00	421.80	0.00	421.80

CC-22

Operating hours 7AM to 3PM Monday thru Friday and Saturday 7AM thru 2PM. This is to certify that this load contains no hazardous materials, medical waste or liquids of any type. All loads must be properly contained (tied & Tarp)

NET AMOUNT
421.80
TENDERED
CHANGE
CHECK NO.

SIGNATURE _____

Please print or type
(Form designed for use on elite (12-pitch) typewriter.)

NON-HAZARDOUS WASTE MANIFEST

1. Generator's US EPA ID No. [illegible]
Manifest Document No.
2. Page 1 of 1 [illegible]

3. Generator's Name and Mailing Address
Former Schenectady Army Depot
P.O. Box 13287 Offutt AFB, NE 68113
[illegible]

4. Generator's Phone ( ) [illegible]

See Sect 15

5. Transporter 1 Company Name
Mangiardi Brothers Trucking Inc

6. US EPA ID Number [illegible]

A. Transporter's Phone 518-477-8880

7. Transporter 2 Company Name

8. US EPA ID Number

B. Transporter's Phone

9. Designated Facility Name and Site Address
Colonie Landfill
13-19 New Loudon Road
Colonie, NY 12047

10. US EPA ID Number [illegible]

C. Facility's Phone 518-783-2826

11. Waste Shipping Name and Description	12. Containers No.	Type	13. Total Quantity	14. Unit Wt/Vol
a. Non DOT, Non RCRA Regulated Material (Non Hazardous Soil)	XZ1	DF	EST 22	T
b.				
c.				
d.				

D. Additional Descriptions for Materials Listed Above
A. App #

E. Handling Codes for Wastes Listed Above

15. Special Handling Instructions and Additional Information
Site: Route 146, Guilderland, NY 12009
Job#WILM-MSCH-
Emergency Contact: Capitol Environmental (202) 652-8899

16. **GENERATOR'S CERTIFICATION:** I certify the materials described above on this manifest are not subject to federal regulations for reporting proper disposal of Hazardous Waste.

Printed/Typed Name	Signature	Month	Day	Year
[illegible]	[illegible]	[illegible]	[illegible]	[illegible]

17. Transporter 1 Acknowledgement of Receipt of Materials

Printed/Typed Name	Signature	Month	Day	Year
[illegible]	[illegible]	[illegible]	[illegible]	[illegible]

18. Transporter 2 Acknowledgement of Receipt of Materials

Printed/Typed Name	Signature	Month	Day	Year

19. Discrepancy Indication Space

20. Facility Owner or Operator: Certification of receipt of waste materials covered by this manifest except as noted in Item 19.

Printed/Typed Name	Signature	Month	Day	Year

GENERATOR

TRANSPORTER

FACILITY

Printed by J. J. KELLER & ASSOCIATES, INC.
Neenah, WI 54957-0368

GENERATOR'S COPY

Town of Colonie Envir. Service
1319 New Loudon Road
Cohoes, New York 12047

0764 Capital Environmental Services
15 C Trolley Square
Wilmington DE 19806

SITE	TICKET	GRID	WEIGHTMASTER
02	089532	L5P[illegible]	Bob Kennedy

DATE IN	DATE OUT	TIME IN	TIME OUT	VEHICLE	ROLL OFF
07/26/03	07/26/03	09:50	09:50	764	

REFERENCE	ORIGIN
	TGUI TOWN OF GUILDERLAND

Scale 1 Gross Wt.	74660	LB	Inbound - Charge ticket
Manual Tare Wt.	29020	LB	
Net Weight	45640	LB	

QTY	UNIT	DESCRIPTION	RATE	EXTENSION	FEE	TOTAL
22.82	TON	Petro Cont. Soil	20.00	456.40	0.00	456.40

CC-15
21

Operating hours 7AM to 3PM Monday thru Friday and Saturday 7AM thru 2PM. This is to certify that this load contains no hazardous materials, medical waste or liquids of any type. All loads must be properly contained (tied & Tarp)

NET AMOUNT
456.40
TENDERED
CHANGE
CHECK NO.

SIGNATURE _____

Please print or type
(Form designed for use on elite (12-pitch) typewriter.)

NON-HAZARDOUS WASTE MANIFEST

1. Generator's US EPA ID No. NYP000953348

Manifest Document No.

2. Page 1 of 1 CC-22

3. Generator's Name and Mailing Address

Former Schenectady Army Depot
P.O. Box 13287, Offutt AFB, NE 68113

See Sect 15

4. Generator's Phone (402) 293-2520

5. Transporter 1 Company Name

Mangiardi Brothers Trucking Inc.

6. US EPA ID Number NYP000893272

A. Transporter's Phone 518-477-8940

7. Transporter 2 Company Name

8. US EPA ID Number

B. Transporter's Phone

9. Designated Facility Name and Site Address

Colonie Landfill
13-19 New London Road
Cohoes, NY 12047

10. US EPA ID Number NOTREQUIRED

C. Facility's Phone 518-783-2106

11. Waste Shipping Name and Description	12. Containers No.	Type	13. Total Quantity	14. Unit Wt/Vol
a. Non DOT, Non RCRA Regulated Material (Non Hazardous Soil)	XXI	DT	EST	
b.				
c.				
d.				

D. Additional Descriptions for Materials Listed Above

A: App #

E. Handling Codes for Wastes Listed Above

15. Special Handling Instructions and Additional Information

Site: Route 146, Guilderland, NY 12009

Job#/MLM-MSCH-

Emergency Contact: Capitol Environmental (302) 652-8998

16. **GENERATOR'S CERTIFICATION:** I certify the materials described above on this manifest are not subject to federal regulations for reporting proper disposal of Hazardous Waste.

Printed/Typed Name	Signature	Month	Day	Year
[illegible]	[illegible]	[illegible]	[illegible]	[illegible]

17. Transporter 1 Acknowledgement of Receipt of Materials

Printed/Typed Name	Signature	Month	Day	Year
[illegible]	[illegible]	[illegible]	[illegible]	[illegible]

18. Transporter 2 Acknowledgement of Receipt of Materials

Printed/Typed Name	Signature	Month	Day	Year

19. Discrepancy Indication Space

20. Facility Owner or Operator: Certification of receipt of waste materials covered by this manifest except as noted in Item 19.

Printed/Typed Name	Signature	Month	Day	Year

GENERATOR

TRANSPORTER

FACILITY

Printed by J. J. KELLER & ASSOCIATES, INC.
Neenah, WI 54957-0368

GENERATOR'S COPY

Town of Colonie Envir. Service
1319 New Loudon Road
Cohoes, New York 12047

000764 Capital Environmental Services
15 C Trolley Square
Wilmington DE 19806

02	089529	L5P'	Bob Kennedy

DATE IN	DATE OUT	TIME IN	TIME OUT	VEHICLE	ROLL OFF
07/26/03	07/26/03	09:46	09:46	764	

REFERENCE	ORIGIN
	TGUI TOWN OF GUILDERLAND

Manual Gross Wt.	72280	LB
Manual Tare Wt.	28720	LB
Net Weight	43560	LB

Inbound - Charge ticket

QTY.	UNIT	DESCRIPTION	RATE	EXTENSION	FEE	TOTAL
21.78	TON	Petro Cont. Soil	20.00	435.60	0.00	435.60

CC20

Operating hours 7AM to 3PM Monday thru Friday and Saturday 7AM thru 2PM. This is to certify that this load contains no hazardous materials, medical waste or liquids of any type. All loads must be properly contained (tied & Tarp)

NET AMOUNT
435.60
TENDERED
CHANGE
CHECK NO.

SIGNATURE _____

Please print or type
(Form designed for use on elite (12-pitch) typewriter.)

NON-HAZARDOUS WASTE MANIFEST

1. Generator's US EPA ID No.	Manifest Document No.	2. Page 1 of

GENERATOR

3. Generator's Name and Mailing Address

4. Generator's Phone ( )

5. Transporter 1 Company Name | 6. US EPA ID Number | A. Transporter's Phone

7. Transporter 2 Company Name | 8. US EPA ID Number | B. Transporter's Phone

9. Designated Facility Name and Site Address | 10. US EPA ID Number | C. Facility's Phone

11. Waste Shipping Name and Description	12. Containers No.	12. Containers Type	13. Total Quantity	14. Unit Wt/Vol
a.				
b.				
c.				
d.				

D. Additional Descriptions for Materials Listed Above

E. Handling Codes for Wastes Listed Above

15. Special Handling Instructions and Additional Information

16. **GENERATOR'S CERTIFICATION:** I certify the materials described above on this manifest are not subject to federal regulations for reporting proper disposal of Hazardous Waste.

Printed/Typed Name	Signature	Month	Day	Year

TRANSPORTER

17. Transporter 1 Acknowledgement of Receipt of Materials

Printed/Typed Name	Signature	Month	Day	Year

18. Transporter 2 Acknowledgement of Receipt of Materials

Printed/Typed Name	Signature	Month	Day	Year

FACILITY

19. Discrepancy Indication Space

20. Facility Owner or Operator: Certification of receipt of waste materials covered by this manifest except as noted in Item 19.

Printed/Typed Name	Signature	Month	Day	Year

Printed by J. J. KELLER & ASSOCIATES, INC.
Neenah, WI 54957-0368

GENERATOR'S COPY

02	089526	L5P2	Bob Kennedy

DATE IN	DATE OUT	TIME IN	OUT	VEHICLE	ROLL OFF
07/26/03	07/26/03	09:41	09:41	764	

REFERENCE

ORIGIN

TGUI TOWN OF GUILDERLAND

...vir. Service
...on Road
...w York 12047

...apital Environmental Services
15 C Trolley Square
Wilmington DE 19806

Inbound - Charge ticket

Scale 1 Gross Wt.	69540	LB
Manual Tare Wt.	28860	LB
Net Weight	40680	LB

QTY	UNIT	DESCRIPTION	RATE	EXTENSION	FEE	TOTAL
20.34	TON	Petro Cont. Soil	20.00	406.80	0.00	406.80

CC-19

NET AMOUNT 406.80

TENDERED

CHANGE

CHECK NO.

Operating hours 7AM to 3PM Monday thru Friday and Saturday 7AM thru 2PM. This is to certify that this load contains no hazardous materials, medical waste or liquids of any type. All loads must be properly contained (tied & Tarp)

SIGNATURE

TO REORDER CALL

D. Additional Descriptions for Materials Listed Above

A: App #

E. Handling Codes for Wastes Listed Above

15. Special Handling Instructions and Additional Information

Site: Route 146, Guilderland, NY 12009

Job#WILM-MSCH-

Emergency Contact: Capitol Environmental (302) 652-8999

16. GENERATOR'S CERTIFICATION: I certify the materials described above on this manifest are not subject to federal regulations for reporting proper disposal of Hazardous Waste.

Printed/Typed Name	Signature	Month	Day	Year
Jeffrey W Hubbard	for USACE New York [signature]	07	26	03

TRANSPORTER

17. Transporter 1 Acknowledgement of Receipt of Materials

Printed/Typed Name	Signature	Month	Day	Year
ROGER SHERMAN	Roger Sh[signature]	07	26	03

18. Transporter 2 Acknowledgement of Receipt of Materials

Printed/Typed Name	Signature	Month	Day	Year

FACILITY

19. Discrepancy Indication Space

20. Facility Owner or Operator: Certification of receipt of waste materials covered by this manifest except as noted in Item 19.

Printed/Typed Name	Signature	Month	Day	Year
ROBERT KENNEDY	Robert M. Kennedy	07	26	03

...by J. J. KELLER & ASSOCIATES, INC.
...nah, WI 54957-0368

ORIGINAL - RETURN TO GENERATOR

Please print or type
(Form designed for use on elite (12-pitch) typewriter.)

NON-HAZARDOUS WASTE MANIFEST

1. Generator's US EPA ID No.: NYRD0089 3349
Manifest Document No.:
2. Page 1 of 1

3. Generator's Name and Mailing Address
Former Schenectady Army Depot
P.O. Box 13287, Offutt AFB, NE 68113
4. Generator's Phone (402) 293-2620

See Sect 15

5. Transporter 1 Company Name: Mangiardi Brothers Trucking, Inc.
6. US EPA ID Number: NYRD0089 2922
A. Transporter's Phone: 518-477-8940

7. Transporter 2 Company Name:
8. US EPA ID Number:
B. Transporter's Phone:

9. Designated Facility Name and Site Address
Colonie Landfill
13-19 New Loudon Road
Cohoes, NY 12047
10. US EPA ID Number: NOTRAQUIRED
C. Facility's Phone: 518-785-2826

11. Waste Shipping Name and Description	12. Containers No.	Type	13. Total Quantity	14. Unit Wt/Vol
a. Non DOT, Non RCRA Regulated Material (Non Hazardous Soil)	XX1	DT	ES1 36	1
b.				
c.				
d.				

D. Additional Descriptions for Materials Listed Above
A. App #

E. Handling Codes for Wastes Listed Above

15. Special Handling Instructions and Additional Information
Site: Route 146, Guilderland, NY 12009
Job#WLM-MSCH-
Emergency Contact: Capitol Environmental (302) 652-8999

16. **GENERATOR'S CERTIFICATION:** I certify the materials described above on this manifest are not subject to federal regulations for reporting proper disposal of Hazardous Waste.

Printed/Typed Name	Signature	Month	Day	Year
[illegible]	[illegible]	0	2	0

17. Transporter 1 Acknowledgement of Receipt of Materials

Printed/Typed Name	Signature	Month	Day	Year
[illegible]	[illegible]	0	2	0

18. Transporter 2 Acknowledgement of Receipt of Materials

Printed/Typed Name	Signature	Month	Day	Year

19. Discrepancy Indication Space

20. Facility Owner or Operator: Certification of receipt of waste materials covered by this manifest except as noted in Item 19.

Printed/Typed Name	Signature	Month	Day	Year

GENERATOR

TRANSPORTER

FACILITY

Printed by J. J. KELLER & ASSOCIATES, INC.
Neenah, WI 54957-0368

GENERATOR'S COPY

Town of Colonie Envir. Service
1319 New Loudon Road
Cohoes, New York 12047

000764 Capital Environmental Services
15 C Trolley Square
Wilmington DE 19806

02	089517	L5P[illegible]	Bob Kennedy

DATE IN	DATE OUT	TIME IN	TIME OUT	VEHICLE	ROLL OFF
07/26/03	07/26/03	09:26	09:26	764	

REFERENCE	ORIGIN
	TGUI TOWN OF GUILDERLAND

Scale 1 Gross Wt.	104900	LB	Inbound - Charge ticket
Manual Tare Wt.	37540	LB	
Net Weight	67360	LB	

QTY	UNIT	DESCRIPTION	RATE	EXTENSION	FEE	TOTAL
33.68	TON	Petro Cont. Soil	20.00	673.60	0.00	673.60

CC-18

Operating hours 7AM to 3PM Monday thru Friday and Saturday 7AM thru 2PM. This is to certify that this load contains no hazardous materials, medical waste or liquids of any type. All loads must be properly contained (tied & Tarp)

NET AMOUNT
673.60
TENDERED
CHANGE
CHECK NO.

SIGNATURE _____

Please print or type
(Form designed for use on elite (12-pitch) typewriter.)

NON-HAZARDOUS WASTE MANIFEST

1. Generator's US EPA ID No. [illegible]
Manifest Document No.
2. Page 1 of 1 CC-17

3. Generator's Name and Mailing Address
Former Schenectady Army Depot
P.O. Box 12287, OAW AFB, NE 68113
4. Generator's Phone (402) 293-2525

See Sect 15

5. Transporter 1 Company Name
Mangiardi Brothers Trucking, Inc.
6. US EPA ID Number [illegible]
A. Transporter's Phone 518-477-8047

7. Transporter 2 Company Name
8. US EPA ID Number
B. Transporter's Phone

9. Designated Facility Name and Site Address
Colonie Landfill
13-19 New Loudon Road
Cohoes, NY 12047
10. US EPA ID Number [illegible]
C. Facility's Phone 518-721-2506

11. Waste Shipping Name and Description	12. Containers No.	Type	13. Total Quantity	14. Unit Wt/Vol
a. Non DOT, Non RCRA Regulated Material (Non Hazardous Soil)	XX1	DT	EST 20	1
b.				
c.				
d.				

D. Additional Descriptions for Materials Listed Above
A: App #

E. Handling Codes for Wastes Listed Above

15. Special Handling Instructions and Additional Information
Site: Route 146, Guilderland, NY 12009
Job#WILM-MSCH-
Emergency Contact: Capitol Environmental (302) 652-5999

16. **GENERATOR'S CERTIFICATION:** I certify the materials described above on this manifest are not subject to federal regulations for reporting proper disposal of Hazardous Waste.

Printed/Typed Name	Signature	Month	Day	Year
[illegible]	[illegible]	[illegible]	[illegible]	[illegible]

17. Transporter 1 Acknowledgement of Receipt of Materials

Printed/Typed Name	Signature	Month	Day	Year
[illegible]	[illegible]	[illegible]	[illegible]	[illegible]

18. Transporter 2 Acknowledgement of Receipt of Materials

Printed/Typed Name	Signature	Month	Day	Year

19. Discrepancy Indication Space

20. Facility Owner or Operator: Certification of receipt of waste materials covered by this manifest except as noted in Item 19.

Printed/Typed Name	Signature	Month	Day	Year

GENERATOR

TRANSPORTER

FACILITY

Printed by J. J. KELLER & ASSOCIATES, INC.
Neenah, WI 54957-0368

GENERATOR'S COPY

Town of Colonie Envir. Service
1319 New Loudon Road
Cohoes, New York 12047

000764 Capital Environmental Services
15 C Trolley Square
Wilmington DE 19806

SITE	TICKET	GRID	WEIGHMASTER
02	089480	L5P'	Bob Kennedy

DATE IN	DATE OUT	TIME IN	TIME OUT	VEHICLE	ROLL OFF
07/26/03	07/26/03	08:27	08:27	764	

REFERENCE	ORIGIN
	TGUI TOWN OF GUILDERLAND

Scale 1 Gross Wt.	70240	LB
Manual Tare Wt.	28240	LB
Net Weight	42000	LB

Inbound - Charge ticket

QTY	UNIT	DESCRIPTION	RATE	EXTENSION	FEE	TOTAL
21.00	TON	Petro Cont. Soil	20.00	420.00	0.00	420.00

CC-17

Operating hours 7AM to 3PM Monday thru Friday and Saturday 7AM thru 2PM. This is to certify that this load contains no hazardous materials, medical waste or liquids of any type. All loads must be properly contained (tied & Tarp)

NET AMOUNT
420.00
TENDERED
CHANGE
CHECK NO.

SIGNATURE _____

Please print or type
(Form designed for use on elite (12-pitch) typewriter.)

NON-HAZARDOUS WASTE MANIFEST

1. Generator's US EPA ID No. NYP0009534[illegible]
Manifest Document No.
2. Page 1 of 1 CC-16

3. Generator's Name and Mailing Address
Former Schenectady Army Depot
P.O. Box 13287 Offutt AFB, NE 68113
4. Generator's Phone (402) 293-2520

See Sec 15

5. Transporter 1 Company Name
Mangiardi Brothers Trucking Inc
6. US EPA ID Number NYP0000[illegible]
A. Transporter's Phone 518-477-[illegible]

7. Transporter 2 Company Name
8. US EPA ID Number
B. Transporter's Phone

9. Designated Facility Name and Site Address
Colonie Landfill
13-19 New Loudon Road
Cohoes, NY 12047
10. US EPA ID Number NOTREQUIRED
C. Facility's Phone 518-783-[illegible]

11. Waste Shipping Name and Description	12. Containers No.	Type	13. Total Quantity	14. Unit Wt/Vol
a. Non DOT, Non RCRA Regulated Material (Non Hazardous Soil)	XX1	DT	EST 20	1
b.				
c.				
d.				

D. Additional Descriptions for Materials Listed Above
A: App #

E. Handling Codes for Wastes Listed Above

15. Special Handling Instructions and Additional Information
Site: Route 146, Guilderland, NY 12009
Job#VALM-MSCH
Emergency Contact: Capitol Environmental (302) 652-8899

16. **GENERATOR'S CERTIFICATION:** I certify the materials described above on this manifest are not subject to federal regulations for reporting proper disposal of Hazardous Waste.

Printed/Typed Name	Signature	Month	Day	Year
[illegible]	[illegible]	02	26	03

17. Transporter 1 Acknowledgement of Receipt of Materials

Printed/Typed Name	Signature	Month	Day	Year
ROGER SHERMAN	[illegible]	02	26	03

18. Transporter 2 Acknowledgement of Receipt of Materials

Printed/Typed Name	Signature	Month	Day	Year

19. Discrepancy Indication Space

20. Facility Owner or Operator: Certification of receipt of waste materials covered by this manifest except as noted in Item 19.

Printed/Typed Name	Signature	Month	Day	Year

GENERATOR

TRANSPORTER

FACILITY

Printed by J. J. KELLER & ASSOCIATES, INC.
Neenah, WI 54957-0368

GENERATOR'S COPY

12-BLC-M6

.. Service
Road
ork 12047

apital Environmental Services
Trolley Square
Wilmington DE 19806

02	089475	L5P2	Bob Kennedy		
DATE IN	DATE OUT	TIME IN	TIME OUT	VEHICLE	ROLL OFF
07/26/03	07/26/03	08:17	08:17	764	

REFERENCE	ORIGIN
	TGUI TOWN OF GUILDERLAND

Inbound - Charge ticket

Scale 1 Gross Wt.	69260	LB
Manual Tare Wt.	28860	LB
Net Weight	40400	LB

QTY	UNIT	DESCRIPTION	RATE	EXTENSION	FEE	TOTAL
20.20	TON	Petro Cont. Soil	20.00	404.00	0.00	404.00

CC-16

Operating hours 7AM to 3PM Monday thru Friday and Saturday 7AM thru 2PM. This is to certify that this load contains no hazardous materials, medical waste or liquids of any type. All loads must be properly contained (tied & Tarp)

NET AMOUNT
404.00
TENDERED
CHANGE
CHECK NO.

SIGNATURE

TO REORDER CALL

D. Additional Descriptions for Materials Listed Above

A: App #

E. Handling Codes for Wastes Listed Above

15. Special Handling Instructions and Additional Information

Site: Route 146, Guilderland, NY 12009

Job#WILM-MSCH-

Emergency Contact: Capitol Environmental (302) 652-8999

16. GENERATOR'S CERTIFICATION: I certify the materials described above on this manifest are not subject to federal regulations for reporting proper disposal of Hazardous Waste.

Printed/Typed Name	Signature	Month	Day	Year
Jeffrey W Hubbard	Jeffrey W Hubbard for USACE New York	07	26	03

TRANSPORTER

17. Transporter 1 Acknowledgement of Receipt of Materials

Printed/Typed Name	Signature	Month	Day	Year
ROGER SHERMAN	Roger Sherman	07	26	03

18. Transporter 2 Acknowledgement of Receipt of Materials

Printed/Typed Name	Signature	Month	Day	Year

FACILITY

19. Discrepancy Indication Space

20. Facility Owner or Operator: Certification of receipt of waste materials covered by this manifest except as noted in Item 19.

Printed/Typed Name	Signature	Month	Day	Year
ROBERT KENNEDY	Robert M. Kennedy	7	26	03

J. KELLER & ASSOCIATES, INC.
WI 54957-0368

ORIGINAL - RETURN TO GENERATOR

12-BLC-M6

Please print or type
(Form designed for use on elite (12-pitch) typewriter.)

NON-HAZARDOUS WASTE MANIFEST

1. Generator's US EPA ID No.	Manifest Document No.	2. Page 1 of

GENERATOR

3. Generator's Name and Mailing Address

Former Schenectady Army Depot
P.O. Box 13297 Capital AFB, NY 12211
4. Generator's Phone (402) 332-3565

See Block 15

5. Transporter 1 Company Name	6. US EPA ID Number	A. Transporter's Phone
Maryland Brothers Trucking Inc.		
7. Transporter 2 Company Name	8. US EPA ID Number	B. Transporter's Phone

9. Designated Facility Name and Site Address	10. US EPA ID Number	C. Facility's Phone
Colonie Landfill 13-15 New London Road Colonie, NY 12047		518-783-3638

11. Waste Shipping Name and Description	12. Containers No.	12. Containers Type	13. Total Quantity	14. Unit Wt/Vol
a. Non DOT, Non RCRA Regulated Material (Non Hazardous Soil)	XX1	CY	EST 2	T
b.				
c.				
d.				

D. Additional Descriptions for Materials Listed Above	E. Handling Codes for Wastes Listed Above
A: App. #	

15. Special Handling Instructions and Additional Information

Site: Route 146, Guilderland, NY 12303 JOB#WILM-1ASCH

Emergency Contact: Capitol Environmental (302) 652-3666

16. **GENERATOR'S CERTIFICATION:** I certify the materials described above on this manifest are not subject to federal regulations for reporting proper disposal of Hazardous Waste.

Printed/Typed Name	Signature	Month	Day	Year

TRANSPORTER

17. Transporter 1 Acknowledgement of Receipt of Materials

Printed/Typed Name	Signature	Month	Day	Year

18. Transporter 2 Acknowledgement of Receipt of Materials

Printed/Typed Name	Signature	Month	Day	Year

FACILITY

19. Discrepancy Indication Space

20. Facility Owner or Operator: Certification of receipt of waste materials covered by this manifest except as noted in Item 19.

Printed/Typed Name	Signature	Month	Day	Year

Printed by J. J. KELLER & ASSOCIATES, INC.
Neenah, WI 54957-0368

GENERATOR'S COPY

Town of Colonie Envir. Service
1319 New Loudon Road
Cohoes, New York 12047

0764 Capital Environmental Services
15 C Trolley Square
Wilmington DE 19806

02	089473	L5P2		Bob Kennedy	
DATE IN	DATE OUT	TIME IN	TIME OUT	VEHICLE	ROLL OFF
07/26/03	07/26/03	08:12	08:12	764	

REFERENCE	ORIGIN
	TGUI TOWN OF GUILDERLAND

Scale 1 Gross Wt.	71120	LB	Inbound - Charge ticket
Manual Tare Wt.	29020	LB	
Net Weight	42100	LB	

QTY	UNIT	DESCRIPTION	RATE	EXTENSION	FEE	TOTAL
21.05	TON	Petro Cont. Soil	20.00	421.00	0.00	421.00

CC-15

Operating hours 7AM to 3PM Monday thru Friday and Saturday 7AM thru 2PM. This is to certify that this load contains no hazardous materials, medical waste or liquids of any type. All loads must be properly contained (tied & Tarp)

NET AMOUNT
421.00
TENDERED
CHANGE
CHECK NO.

SIGNATURE _____

Please print or type
(Form designed for use on elite (12-pitch) typewriter.)

NON-HAZARDOUS WASTE MANIFEST

1. Generator's US EPA ID No. NYR000[illegible]
Manifest Document No.
2. Page 1 of 1 CC-14

3. Generator's Name and Mailing Address
Former Schenectady Army Depot
P.O. Box 13287, Offut AFB, NE 68113
4. Generator's Phone (402) 293-2520

See Sect 15

5. Transporter 1 Company Name
Mangardi Brothers Trucking Inc
6. US EPA ID Number NYR000[illegible]
A. Transporter's Phone 518-477-[illegible]

7. Transporter 2 Company Name
8. US EPA ID Number
B. Transporter's Phone

9. Designated Facility Name and Site Address
Colonie Landfill
13-19 New Loudon Road
Cohoes, NY 12047
10. US EPA ID Number NYD[illegible]
C. Facility's Phone 518-783-[illegible]

11. Waste Shipping Name and Description	12. Containers No.	Type	13. Total Quantity	14. Unit Wt/Vol
a. Non DOT Non RCRA Regulated Material (Non Hazardous Soil)	XX1	DT	EST [illegible]	1
b.				
c.				
d.				

D. Additional Descriptions for Materials Listed Above
A: App #

E. Handling Codes for Wastes Listed Above

15. Special Handling Instructions and Additional Information
Site: Route 146, Guilderland, NY 12009
Job#WILM-MSCH
Emergency Contact: Capitol Environmental (302) 652-[illegible]

16. **GENERATOR'S CERTIFICATION:** I certify the materials described above on this manifest are not subject to federal regulations for reporting proper disposal of Hazardous Waste.

Printed/Typed Name	Signature	Month	Day	Year
[illegible]	[illegible]	[illegible]	[illegible]	[illegible]

17. Transporter 1 Acknowledgement of Receipt of Materials

Printed/Typed Name	Signature	Month	Day	Year
[illegible]	[illegible]	[illegible]	[illegible]	[illegible]

18. Transporter 2 Acknowledgement of Receipt of Materials

Printed/Typed Name	Signature	Month	Day	Year

19. Discrepancy Indication Space

20. Facility Owner or Operator: Certification of receipt of waste materials covered by this manifest except as noted in Item 19.

Printed/Typed Name	Signature	Month	Day	Year

GENERATOR

TRANSPORTER

FACILITY

Printed by J. J. KELLER & ASSOCIATES, INC.
Neenah, WI 54957-0368

GENERATOR'S COPY

Town of Colonie Envir. Service
1319 New Loudon Road
Cohoes, New York 12047

000764 Capital Environmental Services
15 C Trolley Square
Wilmington DE 19806

02	089472	L5P2	Bob Kennedy

DATE IN	DATE OUT	TIME IN	TIME OUT	VEHICLE	ROLL OFF
07/26/03	07/26/03	08:10	08:10	764	

REFERENCE	ORIGIN
	TGUI TOWN OF GUILDERLAND

Scale 1 Gross Wt.	70020	LB	Inbound - Charge ticket
Manual Tare Wt.	28720	LB	
Net Weight	41300	LB	

QTY	UNIT	DESCRIPTION	RATE	EXTENSION	FEE	TOTAL
20.65	TON	Petro Cont. Soil	20.00	413.00	0.00	413.00

Operating hours 7AM to 3PM Monday thru Friday and Saturday 7AM thru 2PM. This is to certify that this load contains no hazardous materials, medical waste or liquids of any type. All loads must be properly contained (tied & Tarp)

CC 14

NET AMOUNT
413.00
TENDERED
CHANGE
CHECK NO.

SIGNATURE _____

Please print or type
(Form designed for use on elite (12-pitch) typewriter.)

NON-HAZARDOUS WASTE MANIFEST

1. Generator's US EPA ID No. | Manifest Document No. | 2. Page 1 of

3. Generator's Name and Mailing Address

4. Generator's Phone ( )

5. Transporter 1 Company Name | 6. US EPA ID Number | A. Transporter's Phone

7. Transporter 2 Company Name | 8. US EPA ID Number | B. Transporter's Phone

9. Designated Facility Name and Site Address | 10. US EPA ID Number | C. Facility's Phone

11. Waste Shipping Name and Description	12. Containers No.	Type	13. Total Quantity	14. Unit Wt/Vol
a. Non DOT, Non RCRA Regulated Material (Non Hazardous Soil)				
b.				
c.				
d.				

D. Additional Descriptions for Materials Listed Above

E. Handling Codes for Wastes Listed Above

15. Special Handling Instructions and Additional Information

16. **GENERATOR'S CERTIFICATION:** I certify the materials described above on this manifest are not subject to federal regulations for reporting proper disposal of Hazardous Waste.

Printed/Typed Name | Signature | Month | Day | Year

17. Transporter 1 Acknowledgement of Receipt of Materials

Printed/Typed Name | Signature | Month | Day | Year

18. Transporter 2 Acknowledgement of Receipt of Materials

Printed/Typed Name | Signature | Month | Day | Year

19. Discrepancy Indication Space

20. Facility Owner or Operator: Certification of receipt of waste materials covered by this manifest except as noted in Item 19.

Printed/Typed Name | Signature | Month | Day | Year

GENERATOR

TRANSPORTER

FACILITY

Printed by J. J. KELLER & ASSOCIATES, INC.
Neenah, WI 54957-0368

GENERATOR'S COPY

Town of Colonie Envir. Service
1319 New Loudon Road
Cohoes, New York 12047

000764 Capital Environmental Services
15 C Trolley Square
Wilmington DE 19806

SCALE	BOOTH	WEIGHMASTER
02	089477 L5P'	Bob Kennedy

DATE IN	DATE OUT	TIME IN	TIME OUT	VEHICLE	ROLL OFF
07/26/03	07/26/03	08:22	08:37	764	

REFERENCE	ORIGIN
	TGUI TOWN OF GUILDERLAND

Scale 1 Gross Wt.	109740	LB	Inbound - Charge ticket
Scale 2 Tare Wt.	37260	LB	
Net Weight	72480	LB	

QTY	UNIT	DESCRIPTION	RATE	EXTENSION	FEE	TOTAL
36.24	TON	Petro Cont. Soil	20.00	724.80	0.00	724.80

CC-13

Operating hours 7AM to 3PM Monday thru Friday and Saturday 7AM thru 2PM. This is to certify that this load contains no hazardous materials, medical waste or liquids of any type. All loads must be properly contained (tied & Tarp)

NET AMOUNT
724.80
TENDERED
CHANGE
-
CHECK NO.

SIGNATURE _____

Please print or type
(Form designed for use on elite (12-pitch) typewriter.)

NON-HAZARDOUS WASTE MANIFEST

1. Generator's US EPA ID No.: NYP000853348
Manifest Document No.:
2. Page 1 of 1: CC-12

3. Generator's Name and Mailing Address
Former Schenectady Army Depot
P.O. Box 13297, Offutt AFB, NE 68113
4. Generator's Phone (402) 293-2520

See Sect 15

5. Transporter 1 Company Name: Mangiardi Brothers Trucking, Inc.
6. US EPA ID Number: NYP000897972
A. Transporter's Phone: 518-477-8940

7. Transporter 2 Company Name:
8. US EPA ID Number:
B. Transporter's Phone:

9. Designated Facility Name and Site Address
Colonie Landfill
13-19 New Loudon Road
Cohoes, NY 12047
10. US EPA ID Number: NOTRPOULEEO
C. Facility's Phone: 518-283-2829

11. Waste Shipping Name and Description	12. Containers No.	Type	13. Total Quantity	14. Unit Wt/Vol
a. Non DOT, Non RCRA Regulated Material (Non Hazardous Soil)	100	DT	EST 26	T
b.				
c.				
d.				

D. Additional Descriptions for Materials Listed Above
A: App #

E. Handling Codes for Wastes Listed Above

15. Special Handling Instructions and Additional Information
Site: Route 146, Guilderland, NY 12009
Job#WLM-MSCH
Emergency Contact: Capitol Environmental (302) 652-8939

16. **GENERATOR'S CERTIFICATION:** I certify the materials described above on this manifest are not subject to federal regulations for reporting proper disposal of Hazardous Waste.

Printed/Typed Name	Signature	Month	Day	Year
[illegible]	[illegible]	[illegible]	6	[illegible]

17. Transporter 1 Acknowledgement of Receipt of Materials

Printed/Typed Name	Signature	Month	Day	Year
John Sheldon	[illegible]	[illegible]	6	[illegible]

18. Transporter 2 Acknowledgement of Receipt of Materials

Printed/Typed Name	Signature	Month	Day	Year

19. Discrepancy Indication Space

20. Facility Owner or Operator: Certification of receipt of waste materials covered by this manifest except as noted in Item 19.

Printed/Typed Name	Signature	Month	Day	Year

GENERATOR

TRANSPORTER

FACILITY

Printed by J. J. KELLER & ASSOCIATES, INC.
Neenah, WI 54957-0368

GENERATOR'S COPY

Town of Colonie Envir. Service
1319 New Loudon Road
Colonies, New York 12047

000764 Capital Environmental Services
15 C Trolley Square
Wilmington DE 19806

SITE	TICKET	GRID	WEIGHMASTER
02	089468	L5P'	Bob Kennedy

DATE IN	DATE OUT	TIME IN	TIME OUT	VEHICLE	ROLL OFF
07/26/03	07/26/03	08:00	08:16	764	

REFERENCE	ORIGIN
	TGUI TOWN OF GUILDERLAND

Scale 1 Gross Wt.	120520	LB
Scale 2 Tare Wt.	37540	LB
Net Weight	82980	LB

Inbound - Charge ticket

QTY.	UNIT	DESCRIPTION	RATE	EXTENSION	FEE	TOTAL
41.49	TON	Petro Cont. Soil	20.00	829.80	0.00	829.80

CC-12

Operating hours 7AM to 3PM Monday thru Friday and Saturday 7AM thru 2PM. This is to certify that this load contains no hazardous materials, medical waste or liquids of any type. All loads must be properly contained (tied & Tarp)

NET AMOUNT
829.80
TENDERED
CHANGE
CHECK NO.

SIGNATURE _____

Please print or type
(Form designed for use on elite (12-pitch) typewriter.)

NON-HAZARDOUS WASTE MANIFEST

1. Generator's US EPA ID No. NYP000652249

Manifest Document No.

2. Page 1 of 1

3. Generator's Name and Mailing Address

Former Schenectady Army Depot
P.O. Box 12287, Offutt AFB, NE 68113

4. Generator's Phone (402) 293-2626

See Sect 15

5. Transporter 1 Company Name: Mangiardi Brothers Trucking, Inc.

6. US EPA ID Number: NYMUD0089872

A. Transporter's Phone: 518-477-3840

7. Transporter 2 Company Name

8. US EPA ID Number

B. Transporter's Phone

9. Designated Facility Name and Site Address

Colonie Landfill
13-19 New Loudon Road
Cohoes, NY 12047

10. US EPA ID Number: NDJMSQ0189

C. Facility's Phone: 518-783-2826

11. Waste Shipping Name and Description	12. Containers No.	Type	13. Total Quantity	14. Unit Wt/Vol
a. Non DOT, Non RCRA Regulated Material (Non Hazardous Soil)	XX1	DT	651	T
b.				
c.				
d.				

D. Additional Descriptions for Materials Listed Above

A: App II

E. Handling Codes for Wastes Listed Above

15. Special Handling Instructions and Additional Information

Site: Route 146, Guilderland, NY 12009

Job#WLM-MSCH-

Emergency Contact: Capitol Environmental (302) 652-8999

16. **GENERATOR'S CERTIFICATION:** I certify the materials described above on this manifest are not subject to federal regulations for reporting proper disposal of Hazardous Waste.

Printed/Typed Name	Signature	Month	Day	Year

17. Transporter 1 Acknowledgement of Receipt of Materials

Printed/Typed Name	Signature	Month	Day	Year

18. Transporter 2 Acknowledgement of Receipt of Materials

Printed/Typed Name	Signature	Month	Day	Year

19. Discrepancy Indication Space

20. Facility Owner or Operator: Certification of receipt of waste materials covered by this manifest except as noted in Item 19.

Printed/Typed Name	Signature	Month	Day	Year

GENERATOR

TRANSPORTER

FACILITY

Printed by J. J. KELLER & ASSOCIATES, INC.
Neenah, WI 54957-0368

GENERATOR'S COPY

Town of Colonie Envir. Service
1319 New Loudon Road
Cohoes, New York 12047

0764 Capital Environmental Services
15 C Trolley Square
Wilmington DE 19806

SITE	TICKET	GRID	WEIGHMASTER
02	089448	L5P?	Bob Kennedy

DATE IN	DATE OUT	TIME IN	TIME OUT	VEHICLE	ROLL OFF
07/26/03	07/26/03	07:10	07:16	764	

REFERENCE	ORIGIN
	TGUI TOWN OF GUILDERLAND

Scale 1 Gross Wt.	74760	LB
Scale 2 Tare Wt.	28240	LB
Net Weight	46520	LB

Inbound - Charge ticket

QTY	UNIT	DESCRIPTION	RATE	EXTENSION	FEE	TOTAL
23.26	TON	Petro Cont. Soil	20.00	465.20	0.00	465.20

CC-11

Operating hours 7AM to 3PM Monday thru Friday and Saturday 7AM thru 2PM. This is to certify that this load contains no hazardous materials, medical waste or liquids of any type. All loads must be properly contained (tied & Tarp)

NET AMOUNT
465.20
TENDERED
CHANGE
-
CHECK NO.

SIGNATURE _____

Please print or type
(Form designed for use on elite (12-pitch) typewriter.)

NON-HAZARDOUS WASTE MANIFEST

1. Generator's US EPA ID No.: NYP000953349
Manifest Document No.:
2. Page 1 of 1: [illegible]

3. Generator's Name and Mailing Address
Former Schenectady Army Depot
P.O. Box 13287, Offutt AFB, NE 68113
4. Generator's Phone (402) 293-2520

See Sect 15

5. Transporter 1 Company Name: Mangiardi Brothers Trucking Inc.
6. US EPA ID Number: NYR000097972
A. Transporter's Phone: 518-477-5980

7. Transporter 2 Company Name:
8. US EPA ID Number:
B. Transporter's Phone:

9. Designated Facility Name and Site Address
Colonie Landfill
13-19 New Loudon Road
Cohoes, NY 12047
10. US EPA ID Number: NOTREQUIRED
C. Facility's Phone: 518-783-2826

11. Waste Shipping Name and Description	12. Containers No.	Type	13. Total Quantity	14. Unit Wt/Vol
a. Non DOT, Non RCRA Regulated Material (Non Hazardous Soil)	XX1	DT	EST	T
b.				
c.				
d.				

D. Additional Descriptions for Materials Listed Above
A: App #

E. Handling Codes for Wastes Listed Above

15. Special Handling Instructions and Additional Information
Site: Route 148, Guilderland, NY 12009
Emergency Contact: Capitol Environmental (302) 653-5949
JobPWLM-MSCH

16. **GENERATOR'S CERTIFICATION:** I certify the materials described above on this manifest are not subject to federal regulations for reporting proper disposal of Hazardous Waste.

Printed/Typed Name	Signature	Month	Day	Year
[illegible]	[illegible]	[illegible]	[illegible]	[illegible]

17. Transporter 1 Acknowledgement of Receipt of Materials

Printed/Typed Name	Signature	Month	Day	Year
		[illegible]	[illegible]	[illegible]

18. Transporter 2 Acknowledgement of Receipt of Materials

Printed/Typed Name	Signature	Month	Day	Year
Roger Sherman	[illegible]			

19. Discrepancy Indication Space

20. Facility Owner or Operator: Certification of receipt of waste materials covered by this manifest except as noted in Item 19.

Printed/Typed Name	Signature	Month	Day	Year

GENERATOR

TRANSPORTER

FACILITY

Printed by J. J. KELLER & ASSOCIATES, INC.
Neenah, WI 54957-0368

GENERATOR'S COPY

12-BLC-M6

nvir. Service
don Road
w York 12047

Capital Environmental Services
15 C Trolley Square
Wilmington DE 19806

02 | 089447 | L5P2 | Bob Kennedy

DATE IN	DATE OUT	TIME IN	OUT	VEHICLE	ROLL OFF
07/26/03	07/26/03	07:07	07:07	764	

REFERENCE	ORIGIN
	TGUI TOWN OF GUILDERLAND

Inbound - Charge ticket

Scale 1 Gross Wt.	74040	LB
Manual Tare Wt.	28860	LB
Net Weight	45180	LB

QTY	UNIT	DESCRIPTION	RATE	EXTENSION	FEE	TOTAL
22.59	TON	Petro Cont. Soil	20.00	451.80	0.00	451.80

C E-10

Operating hours 7AM to 3PM Monday thru Friday and Saturday 7AM thru 2PM. This is to certify that this load contains no hazardous materials, medical waste or liquids of any type. All loads must be properly contained (tied & Tarp)

NET AMOUNT
451.80
TENDERED
CHANGE
CHECK NO.

SIGNATURE

D. Additional Descriptions for Materials Listed Above

A: App #

E. Handling Codes for Wastes Listed Above

15. Special Handling Instructions and Additional Information

Site: Route 146, Guilderland, NY 12009

Emergency Contact: Capitol Environmental (302) 652-8999 **Job#WILM-MSCH-**

16. GENERATOR'S CERTIFICATION: I certify the materials described above on this manifest are not subject to federal regulations for reporting proper disposal of Hazardous Waste.

Printed/Typed Name: Jeffrey W Hubbard | Signature: Jeffrey W Hubbard USACK New York | Month 07 Day 26 Year 03

17. Transporter 1 Acknowledgement of Receipt of Materials

Printed/Typed Name | Signature | Month Day Year

18. Transporter 2 Acknowledgement of Receipt of Materials

Printed/Typed Name: ROGER SHERMAN | Signature: Roger Sherman | Month 07 Day 26 Year 03

TRANSPORTER

19. Discrepancy Indication Space

20. Facility Owner or Operator: Certification of receipt of waste materials covered by this manifest except as noted in Item 19.

Typed Name: ROBERT KENNEDY | Signature: Robert M. Kennedy | Month 7 Day 26 Year 03

ER & ASSOCIATES, INC
7-0368

ORIGINAL - RETURN TO GENERATOR

Please print or type
(Form designed for use on elite (12-pitch) typewriter.)

NON-HAZARDOUS WASTE MANIFEST

1. Generator's US EPA ID No.: NYP000652349
Manifest Document No.:
2. Page 1 of 1: CC-9

3. Generator's Name and Mailing Address
Former Schenectady Army Depot
P.O. Box 13287, Offutt AFB, NE 68113
4. Generator's Phone (402) 293-2520

See Sect 15

5. Transporter 1 Company Name: Mangiardi Brothers Trucking, Inc.
6. US EPA ID Number: NYP000057272
A. Transporter's Phone: 518-477-2940

7. Transporter 2 Company Name:
8. US EPA ID Number:
B. Transporter's Phone:

9. Designated Facility Name and Site Address
Colonie Landfill
13-18 New Loudon Road
Cohoes, NY 12047
10. US EPA ID Number: NOT REQUIRED
C. Facility's Phone: 518-783-2806

11. Waste Shipping Name and Description	12. Containers No.	Type	13. Total Quantity	14. Unit Wt/Vol
a. Non DOT, Non RCRA Regulated Material (Non Hazardous Soil)	XX1	DT	EST 20	T
b.				
c.				
d.				

D. Additional Descriptions for Materials Listed Above
A. App #

E. Handling Codes for Wastes Listed Above

15. Special Handling Instructions and Additional Information
Site: Route 146, Guilderland, NY 12009
Job#WILM-MSCH-
Emergency Contact: Capitol Environmental (302) 652-8099

16. **GENERATOR'S CERTIFICATION:** I certify the materials described above on this manifest are not subject to federal regulations for reporting proper disposal of Hazardous Waste.

Printed/Typed Name	Signature	Month	Day	Year
[illegible]	[illegible]	02	25	03

17. Transporter 1 Acknowledgement of Receipt of Materials

Printed/Typed Name	Signature	Month	Day	Year
[illegible]	[illegible]	02	25	03

18. Transporter 2 Acknowledgement of Receipt of Materials

Printed/Typed Name	Signature	Month	Day	Year

19. Discrepancy Indication Space

20. Facility Owner or Operator: Certification of receipt of waste materials covered by this manifest except as noted in Item 19.

Printed/Typed Name	Signature	Month	Day	Year

GENERATOR

TRANSPORTER

FACILITY

Printed by J. J. KELLER & ASSOCIATES, INC.
Neenah, WI 54957-0368

GENERATOR'S COPY

07/25/2003 16:12 518-756-3282 J R PIETROPAOLI INC PAGE 01

Town of Colonie Envir. Service
1319 New Loudon Road
Cohoes, New York 12047

000764 Capital Environmental Services
15 C Trolley Square
Wilmington DE 19806

SITE	TICKET	GRID	WEIGHMASTER
02	089413	L5P2	Bob Kennedy

DATE IN	DATE OUT	TIME IN	TIME OUT	VEHICLE	ROLL OFF
07/25/03	07/25/03	14:09	14:09	764	

REFERENCE	ORIGIN
	TGUI TOWN OF GUILDERLAND

Scale 1 Gross Wt.	78280	LB
Manual Tare Wt.	29020	LB
Net Weight	49260	LB

Inbound - Charge ticket

QTY.	UNIT	DESCRIPTION	RATE	EXTENSION	FEE	TOTAL
24.63	TON	Petro Cont. Soil	20.00	492.60	0.00	492.60

Operating hours 7AM to 3PM Monday thru Friday and Saturday 7AM thru 2PM. This is to certify that this load contains no hazardous materials, medical waste or liquids of any type. All loads must be properly contained (tied & Tarp)

CC9

SIGNATURE _____

NET AMOUNT
492.60
TENDERED
CHANGE
CHECK NO.

Please print or type
(Form designed for use on elite (12-pitch) typewriter.)

NON-HAZARDOUS WASTE MANIFEST

1. Generator's US EPA ID No.	Manifest Document No.	2. Page 1 of 1
NYD980653344		

GENERATOR

3. Generator's Name and Mailing Address

Former Schenectady Army Depot
P.O. Box 13237, Offutt AFB, NE 68113

4. Generator's Phone (402) 292-2500

See Sect 15

5. Transporter 1 Company Name	6. US EPA ID Number	A. Transporter's Phone
Mangiardi Brothers Trucking Inc	NYP848511848	518-477-8840
7. Transporter 2 Company Name	8. US EPA ID Number	B. Transporter's Phone
9. Designated Facility Name and Site Address Colonie Landfill 13-15 New Loudon Road Cohoes, NY 12047	10. US EPA ID Number NYD980511848	C. Facility's Phone 518-783-2600

11. Waste Shipping Name and Description	12. Containers No.	12. Containers Type	13. Total Quantity	14. Unit Wt/Vol
a. Non DOT, Non RCRA Regulated Material (Non Hazardous Soil)	XX	CT	EST 4	T
b.				
c.				
d.				

D. Additional Descriptions for Materials Listed Above	E. Handling Codes for Wastes Listed Above
A. App B	

15. Special Handling Instructions and Additional Information

Site: Route 146, Guilderland, NY 12084

Job#WRUM-MSCH-

Emergency Contact: Capital Environmental (800) 692-8242

16. **GENERATOR'S CERTIFICATION:** I certify the materials described above on this manifest are not subject to federal regulations for reporting proper disposal of Hazardous Waste.

Printed/Typed Name	Signature	Month	Day	Year

TRANSPORTER

17. Transporter 1 Acknowledgement of Receipt of Materials

Printed/Typed Name	Signature	Month	Day	Year

18. Transporter 2 Acknowledgement of Receipt of Materials

Printed/Typed Name	Signature	Month	Day	Year

FACILITY

19. Discrepancy Indication Space

20. Facility Owner or Operator: Certification of receipt of waste materials covered by this manifest except as noted in Item 19.

Printed/Typed Name	Signature	Month	Day	Year

Printed by J. J. KELLER & ASSOCIATES, INC.
Neenah, WI 54957-0368

GENERATOR'S COPY

12-BLC-M6

Town of Colonie Envir. Service
1319 New Loudon Road
Cohoes, New York 12047

000764 Capital Environmental Services
15 C Trolley Square
Wilmington DE 19806

SITE	TICKET	GRID	WEIGHMASTER
02	089415	L5P.	Bob Kennedy

DATE IN	DATE OUT	TIME IN	TIME OUT	VEHICLE	ROLL OFF
07/25/03	07/25/03	14:14	14:14	764	

REFERENCE	ORIGIN
	TGUI TOWN OF GUILDERLAND

Scale 1 Gross Wt.	70680	LB
Manual Tare Wt.	28220	LB
Net Weight	42460	LB

Inbound - Charge ticket

QTY.	UNIT	DESCRIPTION	RATE	EXTENSION	FEE	TOTAL
21.23	TON	Petro Cont. Soil	20.00	424.60	0.00	424.60

CC-8

Operating hours 7AM to 3PM Monday thru Friday and Saturday 7AM thru 2PM. This is to certify that this load contains no hazardous materials, medical waste or liquids of any type. All loads must be properly contained (tied & Tarp)

NET AMOUNT
424.60
TENDERED
CHANGE
CHECK NO.

Please print or type
(Form designed for use on elite (12-pitch) typewriter.)

NON-HAZARDOUS WASTE MANIFEST

1. Generator's US EPA ID No.: [illegible]
Manifest Document No.:
2. Page 1 of 1: [illegible]

3. Generator's Name and Mailing Address
Former Schenectady Army Depot
P.O. Box 12287, Offutt AFB, NE 68113
4. Generator's Phone (402) 293-2520

See Sect 15

5. Transporter 1 Company Name: Mangiardi Brothers Trucking, Inc.
6. US EPA ID Number: [illegible]
A. Transporter's Phone: 518-477-8949

7. Transporter 2 Company Name:
8. US EPA ID Number:
B. Transporter's Phone:

9. Designated Facility Name and Site Address
Colonie Landfill
13-19 New Loudon Road
Cohoes, NY 12047
10. US EPA ID Number: [illegible]
C. Facility's Phone: 518-783-2828

11. Waste Shipping Name and Description	12. Containers No.	Type	13. Total Quantity	14. Unit Wt/Vol
a. Non DOT, Non RCRA Regulated Material (Non Hazardous Soil)	XX1	DT	EST 4-7	1
b.				
c.				
d.				

D. Additional Descriptions for Materials Listed Above
A: App #

E. Handling Codes for Wastes Listed Above

15. Special Handling Instructions and Additional Information
Site: Route 145, Guilderland, NY 12009
Job#WLM-MSCH-
Emergency Contact: Capitol Environmental (302) 552-8899

16. **GENERATOR'S CERTIFICATION:** I certify the materials described above on this manifest are not subject to federal regulations for reporting proper disposal of Hazardous Waste.

Printed/Typed Name	Signature	Month	Day	Year
	[illegible]			

17. Transporter 1 Acknowledgement of Receipt of Materials

Printed/Typed Name	Signature	Month	Day	Year
ROGER SHERMAN	[illegible]			

18. Transporter 2 Acknowledgement of Receipt of Materials

Printed/Typed Name	Signature	Month	Day	Year

19. Discrepancy Indication Space

20. Facility Owner or Operator: Certification of receipt of waste materials covered by this manifest except as noted in Item 19.

Printed/Typed Name	Signature	Month	Day	Year

GENERATOR

TRANSPORTER

FACILITY

Printed by J. J. KELLER & ASSOCIATES, INC.
Neenah, WI 54957-0368

GENERATOR'S COPY

...Service
...Road
...ork 12047

...apital Environmental Services
...C Trolley Square
...Wilmington DE 19806

SITE	TICKET	JOB	
02	089403	L5P2	Bob Kennedy

DATE IN	DATE OUT	TIME IN	TIME OUT	VEHICLE	ROLL OFF
07/25/03	07/25/03	13:56	13:56	764	

REFERENCE	ORIGIN
	TGUI TOWN OF GUILDERLAND

Manual Gross Wt.	72480	LB	Inbound - Charge ticket
Manual Tare Wt.	28860	LB	
Net Weight	43620	LB	

QTY	UNIT	DESCRIPTION	RATE	EXTENSION	FEE	TOTAL
21.81	TON	Petro Cont. Soil	20.00	436.20	0.00	436.20

(C-)

Operating hours 7AM to 3PM Monday thru Friday and Saturday 7AM thru 2PM. This is to certify that this load contains no hazardous materials, medical waste or liquids of any type. All loads must be properly contained (tied & Tarp)

NET AMOUNT
436.20
TENDERED
CHANGE
CHECK NO.

SIGNATURE _____

TO REORDER CA...

D. Additional Descriptions for Materials Listed Above

A: App #

E. Handling Codes for Wastes Listed Above

15. Special Handling Instructions and Additional Information

Site: Route 146, Guilderland, NY 12009

Job#WILM-MSCH-

Emergency Contact: Capitol Environmental (302) 652-8999

16. **GENERATOR'S CERTIFICATION:** I certify the materials described above on this manifest are not subject to federal regulations for reporting proper disposal of Hazardous Waste.

Printed/Typed Name	Signature	Month	Day	Year
Jeffrey W Hubbard	for USACE New York	07	25	03

TRANSPORTER

17. Transporter 1 Acknowledgement of Receipt of Materials

Printed/Typed Name	Signature	Month	Day	Year
ROGER SHERMAN	Roger Sher	07	25	03

18. Transporter 2 Acknowledgement of Receipt of Materials

Printed/Typed Name	Signature	Month	Day	Year
		.	.	.

FACI...

19. Discrepancy Indication Space

Facility Owner or Operator: Certification of receipt of waste materials covered by this manifest except as noted in Item 19.

Printed/Typed Name	Signature	Month	Day	Year
ROBERT KENNEDY	Robert M. Kennedy	7	25	03

...KELLER & ASSOCIATES, INC.
WI 54957-0368

ORIGINAL - RETURN TO GENERATOR

Please print or type
(Form designed for use on elite (12-pitch) typewriter.)

NON-HAZARDOUS WASTE MANIFEST

1. Generator's US EPA ID No.: NYP000953349
Manifest Document No.:
2. Page 1 of 1: CC-6

3. Generator's Name and Mailing Address
Former Schenectady Army Depot
P.O. Box 13287, Offutt AFB, NE 68113
4. Generator's Phone (402) 293-2520

See Sect 15

5. Transporter 1 Company Name: Mangiardi Brothers Trucking, Inc.
6. US EPA ID Number: NYP000097272
A. Transporter's Phone: 518-477-8949

7. Transporter 2 Company Name:
8. US EPA ID Number:
B. Transporter's Phone:

9. Designated Facility Name and Site Address
Colonie Landfill
13-19 New Loudon Road
Cohoes, NY 12047
10. US EPA ID Number: NOTPEQUIRED
C. Facility's Phone: 518-783-2828

11. Waste Shipping Name and Description	12. Containers No.	Type	13. Total Quantity	14. Unit Wt/Vol
a. Non DOT, Non RCRA Regulated Material (Non Hazardous Soil)	XX1	DT	EST 20	1
b.				
c.				
d.				

D. Additional Descriptions for Materials Listed Above
A: App #

E. Handling Codes for Wastes Listed Above

15. Special Handling Instructions and Additional Information
Site: Route 146, Guilderland, NY 12009
Job#WLM-MSCH
Emergency Contact: Capitol Environmental (302) 652-8999

16. **GENERATOR'S CERTIFICATION:** I certify the materials described above on this manifest are not subject to federal regulations for reporting proper disposal of Hazardous Waste.

Printed/Typed Name	Signature	Month	Day	Year
[illegible]	[illegible]	07	25	03

17. Transporter 1 Acknowledgement of Receipt of Materials

Printed/Typed Name	Signature	Month	Day	Year
[illegible]	[illegible]	07	25	03

18. Transporter 2 Acknowledgement of Receipt of Materials

Printed/Typed Name	Signature	Month	Day	Year

19. Discrepancy Indication Space

20. Facility Owner or Operator: Certification of receipt of waste materials covered by this manifest except as noted in Item 19.

Printed/Typed Name	Signature	Month	Day	Year

GENERATOR

TRANSPORTER

FACILITY

Printed by J. J. KELLER & ASSOCIATES, INC.
Neenah, WI 54957-0368

GENERATOR'S COPY

Town of Colonie Envir. Service
1319 New Loudon Road
Cohoes, New York 12047

C 4 Capital Environmental Services
5 C Trolley Square
Wilmington DE 19806

SITE	TICKET	GRID	OPERATOR
02	089363	L5P2	Bob Kennedy

DATE IN	DATE OUT	TIME IN	TIME OUT	VEHICLE	ROLL OFF
07/25/03	07/25/03	12:46	12:46	764	

REFERENCE	ORIGIN
	TGUI TOWN OF GUILDERLAND

Manual Gross Wt.	71120	LB
Manual Tare Wt.	28220	LB
Net Weight	42900	LB

Inbound - Charge ticket

QTY	UNIT	DESCRIPTION	RATE	EXTENSION	FEE	TOTAL
21.45	TON	Petro Cont. Soil	20.00	429.00	0.00	429.00

CC-6

Operating hours 7AM to 3PM Monday thru Friday and Saturday 7AM thru 2PM. This is to certify that this load contains no hazardous materials, medical waste or liquids of any type. All loads must be properly contained (tied & Tarp)

NET AMOUNT
429.00
TENDERED
CHANGE
CHECK NO.

SIGNATURE _____

Please print or type
(Form designed for use on elite (12-pitch) typewriter.)

NON-HAZARDOUS WASTE MANIFEST

1. Generator's US EPA ID No.: NYP000953349
Manifest Document No.:
2. Page 1 of 1
RAH CC-5

3. Generator's Name and Mailing Address
Former Schenectady Army Depot
P.O. Box 13267, Offutt AFB, NE 68113
4. Generator's Phone (402) 293-2520

See Sect 15

5. Transporter 1 Company Name: Mangiaffi Brothers Trucking, Inc.
6. US EPA ID Number: NYP000092932
A. Transporter's Phone: 518-477-8940

7. Transporter 2 Company Name:
8. US EPA ID Number:
B. Transporter's Phone:

9. Designated Facility Name and Site Address
Colonie Landfill
13-19 New Loudon Road
Cohoes, NY 12047
10. US EPA ID Number: NOTREQUIRED
C. Facility's Phone: 518-783-2926

11. Waste Shipping Name and Description	12. Containers No.	Type	13. Total Quantity	14. Unit Wt/Vol
a. Non DOT, Non RCRA Regulated Material (Non Hazardous Soil)	XXI	DT	EST 20	T
b.				
c.				
d.				

D. Additional Descriptions for Materials Listed Above
A: App #

E. Handling Codes for Wastes Listed Above

15. Special Handling Instructions and Additional Information
Site: Route 146, Guilderland, NY 12009
Emergency Contact: Capitol Environmental (302) 652-8980
job#WLM-MSCH

16. **GENERATOR'S CERTIFICATION:** I certify the materials described above on this manifest are not subject to federal regulations for reporting proper disposal of Hazardous Waste.

Printed/Typed Name	Signature	Month	Day	Year
[illegible]	[illegible]	07	25	05

17. Transporter 1 Acknowledgement of Receipt of Materials

Printed/Typed Name	Signature	Month	Day	Year
		07	25	05

18. Transporter 2 Acknowledgement of Receipt of Materials

Printed/Typed Name	Signature	Month	Day	Year
ROGER SHERMAN	[illegible]			

19. Discrepancy Indication Space

20. Facility Owner or Operator: Certification of receipt of waste materials covered by this manifest except as noted in Item 19.

Printed/Typed Name	Signature	Month	Day	Year

GENERATOR

TRANSPORTER

FACILITY

Printed by J. J. KELLER & ASSOCIATES, INC.
Neenah, WI 54957-0368

GENERATOR'S COPY

.ivir. Service
.n Road
York 12047

Capital Environmental Services
C Trolley Square
Wilmington DE 19806

02	089361	L5P2		Bob Kennedy	
DATE IN	DATE OUT	TIME IN	TIME OUT	VEHICLE	ROLL OFF
07/25/03	07/25/03	12:41	12:41	764	

REFERENCE: | ORIGIN: TGUI TOWN OF GUILDERLAND

Inbound - Charge ticket

Manual Gross Wt.	70740	LB
Manual Tare Wt.	28860	LB
Net Weight	41880	LB

QTY	UNIT	DESCRIPTION	RATE	EXTENSION	FEE	TOTAL
20.94	TON	Petro Cont. Soil	20.00	418.80	0.00	418.80

AL-5

Operating hours 7AM to 3PM Monday thru Friday and Saturday 7AM thru 2PM. This is to certify that this load contains no hazardous materials, medical waste or liquids of any type. All loads must be properly contained (tied & Tarp)

NET AMOUNT 418.80
TENDERED
CHANGE
CHECK NO.

SIGNATURE

TO REORDER CALL

D. Additional Descriptions for Materials Listed Above

A: App #

E. Handling Codes for Wastes Listed Above

15. Special Handling Instructions and Additional Information

Site: Route 146, Guilderland, NY 12009

Job#WILM-MSCH-

Emergency Contact: Capitol Environmental (302) 652-8999

16. **GENERATOR'S CERTIFICATION:** I certify the materials described above on this manifest are not subject to federal regulations for reporting proper disposal of Hazardous Waste.

Printed/Typed Name	Signature	Month	Day	Year
Jeffrey W Hubbard	for USACE New York	07	25	03

TRANSPORTER

17. Transporter 1 Acknowledgement of Receipt of Materials

Printed/Typed Name	Signature	Month	Day	Year
		07	25	03

18. Transporter 2 Acknowledgement of Receipt of Materials

Printed/Typed Name	Signature	Month	Day	Year
ROGER SHERMAN				

FACILITY

19. Discrepancy Indication Space

20. Facility Owner or Operator: Certification of receipt of waste materials covered by this manifest except as noted in Item 19.

Town of Colonie Landfill

Printed/Typed Name	Signature	Month	Day	Year
Mark Behuniak	Mark Behuniak	7	25	03

Printed by J. J. KELLER & ASSOCIATES, INC.
Neenah, WI 54957-0368

ORIGINAL - RETURN TO GENERATOR

12-BL-0146

Please print or type
(Form designed for use on elite (12-pitch) typewriter.)

NON-HAZARDOUS WASTE MANIFEST

1. Generator's US EPA ID No. NYP000953349
Manifest Document No.
2. Page 1 of 1

3. Generator's Name and Mailing Address
Former Schenectady Army Depot
P.O. Box 13287, Offutt AFB, NE 68113
4. Generator's Phone (402) 293-2520

See Sect 16

5. Transporter 1 Company Name
Mangrandi Brothers Trucking, Inc.
6. US EPA ID Number NYP000937272
A. Transporter's Phone 518-477-8940

7. Transporter 2 Company Name
8. US EPA ID Number
B. Transporter's Phone

9. Designated Facility Name and Site Address
Colonie Landfill
13-19 New Loudon Road
Cohoes, NY 12047
10. US EPA ID Number NOTRFDOLRED
C. Facility's Phone 518-783-2628

11. Waste Shipping Name and Description	12. Containers No.	Type	13. Total Quantity	14. Unit Wt/Vol
a. Non DOT, Non RCRA Regulated Material (Non Hazardous Soil)	XX1	DT	EST 20	T
b.				
c.				
d.				

D. Additional Descriptions for Materials Listed Above
A. App #

E. Handling Codes for Wastes Listed Above

15. Special Handling Instructions and Additional Information
Site: Route 146, Guilderland, NY 12009
Job#WILM-MSCH-
Emergency Contact: Capital Environmental (302) 652-8960

16. **GENERATOR'S CERTIFICATION:** I certify the materials described above on this manifest are not subject to federal regulations for reporting proper disposal of Hazardous Waste.

Printed/Typed Name	Signature	Month	Day	Year
[illegible]	[illegible]	[illegible]	[illegible]	[illegible]

17. Transporter 1 Acknowledgement of Receipt of Materials

Printed/Typed Name	Signature	Month	Day	Year
[illegible]	[illegible]	[illegible]	[illegible]	[illegible]

18. Transporter 2 Acknowledgement of Receipt of Materials

Printed/Typed Name	Signature	Month	Day	Year

19. Discrepancy Indication Space

Facility Owner or Operator: Certification of receipt of waste materials covered by this manifest except as noted in Item 19.

Printed/Typed Name	Signature	Month	Day	Year

GENERATOR

TRANSPORTER

FACILITY

KELLER & ASSOCIATES, INC.
[illegible]57-0368
GENERATOR'S COPY
12-BLC-M6

Town of Colonie Envir. Service
1319 New Loudon Road
Cohoes, New York 12047

20764 Capital Environmental Services
15 C Trolley Square
Wilmington DE 19806

SCL	TICKET	ORDER	WEIGHMASTER
02	089360	L5P?	Bob Kennedy

DATE IN	DATE OUT	TIME IN	TIME OUT	VEHICLE	ROLL OFF
07/25/03	07/25/03	12:39	12:39	764	

REFERENCE	ORIGIN
	TGUI TOWN OF GUILDERLAND

Scale 1 Gross Wt.	78060	LB	Inbound - Charge ticket
Manual Tare Wt.	28720	LB	
Net Weight	49340	LB	

QTY.	UNIT	DESCRIPTION	RATE	EXTENSION	FEE	TOTAL
24.67	TON	Petro Cont. Soil	20.00	493.40	0.00	493.40

CC-4

Operating hours 7AM to 3PM Monday thru Friday and Saturday 7AM thru 2PM. This is to certify that this load contains no hazardous materials, medical waste or liquids of any type. All loads must be properly contained (tied & Tarp)

NET AMOUNT
493.40
TENDERED
CHANGE
CHECK NO.

SIGNATURE _____

Please print or type
(Form designed for use on elite (12-pitch) typewriter.)

NON-HAZARDOUS WASTE MANIFEST

1. Generator's US EPA ID No.: NYR000053349
Manifest Document No.:
2. Page 1 of 1

3. Generator's Name and Mailing Address
Former Schenectady Army Depot
P.O. Box 13207, Offutt AFB, NE 68113
(FLAT)
See Sect 15

4. Generator's Phone (402) 293-2520

5. Transporter 1 Company Name: Mangiardi Brothers Trucking, Inc.
6. US EPA ID Number: NYR000097972
A. Transporter's Phone: 518-477-8020

7. Transporter 2 Company Name:
8. US EPA ID Number:
B. Transporter's Phone:

9. Designated Facility Name and Site Address
Colonie Landfill
13-19 New Loudon Road
Cohoes, NY 12047
10. US EPA ID Number: NOTRSQUIRED
C. Facility's Phone: 518-793-2626

11. Waste Shipping Name and Description	12. Containers No.	Type	13. Total Quantity	14. Unit Wt/Vol
a. Non DOT, Non RCRA Regulated Material (Non Hazardous Soil)	XX1	DT	EST 20	T
b.				
c.				
d.				

D. Additional Descriptions for Materials Listed Above
A: App #

E. Handling Codes for Wastes Listed Above

15. Special Handling Instructions and Additional Information
Site: Route 146, Guilderland, NY 12009
Job#WILM-MSCH
Emergency Contact: Capitol Environmental (302) 662-3090

16. **GENERATOR'S CERTIFICATION:** I certify the materials described above on this manifest are not subject to federal regulations for reporting proper disposal of Hazardous Waste.

Printed/Typed Name	Signature	Month	Day	Year
[illegible]	[illegible]	02	23	03

17. Transporter 1 Acknowledgement of Receipt of Materials

Printed/Typed Name	Signature	Month	Day	Year
[illegible]		02	23	03

18. Transporter 2 Acknowledgement of Receipt of Materials

Printed/Typed Name	Signature	Month	Day	Year

19. Discrepancy Indication Space

20. Facility Owner or Operator: Certification of receipt of waste materials covered by this manifest except as noted in Item 19.

Printed/Typed Name	Signature	Month	Day	Year

GENERATOR

TRANSPORTER

FAC

J. KELLER & ASSOCIATES, INC.
54957-0368
GENERATOR'S COPY
12-BLC-M6

Town of Colonie Envir. Service
1319 New Loudon Road
Cohoes, New York 12047

0764 Capital Environmental Services
15 C Trolley Square
Wilmington DE 19806

02	089359	L5P2		Bob Kennedy	
DATE IN	DATE OUT	TIME IN	TIME OUT	VEHICLE	ROLL OFF
07/25/03	07/25/03	12:37	12:37	764	

REFERENCE	ORIGIN
	TGUI TOWN OF GUILDERLAND

Scale 1 Gross Wt.	75640	LB	Inbound - Charge ticket
Manual Tare Wt.	29020	LB	
Net Weight	46620	LB	

QTY	UNIT	DESCRIPTION	RATE	EXTENSION	FEE	TOTAL
23.31	TON	Petro Cont. Soil	20.00	466.20	0.00	466.20

Operating hours 7AM to 3PM Monday thru Friday and Saturday 7AM thru 2PM. This is to certify that this load contains no hazardous materials, medical waste or liquids of any type. All loads must be properly contained (tied & Tarp)

CC-3

NET AMOUNT
466.20
TENDERED
CHANGE
CHECK NO

SIGNATURE _____

Please print or type
(Form designed for use on elite (12-pitch) typewriter.)

NON-HAZARDOUS WASTE MANIFEST

1. Generator's US EPA ID No.	Manifest Document No.	2. Page 1 of 1
NYD049855343		

GENERATOR

3. Generator's Name and Mailing Address

Former Schenectady Army Depot
P.O. Box 13287, Offutt AFB, NE 68113

See Sect 15

4. Generator's Phone (402) 232-2530

5. Transporter 1 Company Name	6. US EPA ID Number	A. Transporter's Phone
Mangieri Business Trucking, Inc.	NYR000007575	518-427-8660
7. Transporter 2 Company Name	8. US EPA ID Number	B. Transporter's Phone
9. Designated Facility Name and Site Address	10. US EPA ID Number	C. Facility's Phone
Colonie Landfill 15-19 New Loudon Road Colonie, NY 12047	NYD980535810	518-783-2805

11. Waste Shipping Name and Description	12. Containers No.	Type	13. Total Quantity	14. Unit Wt/Vol
a. Non DOT, Non RCRA Regulated Material (Non Hazardous Soil)	XXX	DT	FST 20	T
b.				
c.				
d.				

D. Additional Descriptions for Materials Listed Above	E. Handling Codes for Wastes Listed Above
A. App B	

15. Special Handling Instructions and Additional Information

Site: Route 146, Guilderland, NY 12009

Attn: WILLIAM MSCH

Emergency Contact: Capitol Environmental (302) 662-8593

16. **GENERATOR'S CERTIFICATION:** I certify the materials described above on this manifest are not subject to federal regulations for reporting proper disposal of Hazardous Waste.

Printed/Typed Name	Signature	Month	Day	Year
[illegible]	[signature]			

TRANSPORTER

17. Transporter 1 Acknowledgement of Receipt of Materials

Printed/Typed Name	Signature	Month	Day	Year
Robert Tyler Rundle	[signature]			

18. Transporter 2 Acknowledgement of Receipt of Materials

Printed/Typed Name	Signature	Month	Day	Year

FACILITY

19. Discrepancy Indication Space

20. Facility Owner or Operator: Certification of receipt of waste materials covered by this manifest except as noted in Item 19.

Printed/Typed Name	Signature	Month	Day	Year

Please print or type
(Form designed for use on elite (12-pitch) typewriter.)

NON-HAZARDOUS WASTE MANIFEST

1. Generator's US EPA ID No.: NYP0009[illegible]
Manifest Document No.:
2. Page 1 of 1

3. Generator's Name and Mailing Address
Former Schenectady Army Depot
P.O. Box 13287, Offutt AFB, NE 68113
4. Generator's Phone (402) 293-2820

See Sect 15

5. Transporter 1 Company Name: Mangione Brothers Trucking, Inc.
6. US EPA ID Number: NYP0009[illegible]
A. Transporter's Phone: 518-477-8940

7. Transporter 2 Company Name:
8. US EPA ID Number:
B. Transporter's Phone:

9. Designated Facility Name and Site Address
Colonie Landfill
13-19 New Loudon Road
Cohoes, NY 12047
10. US EPA ID Number: NOTREQUIRED
C. Facility's Phone: 518-793-2828

11. Waste Shipping Name and Description	12. Containers No.	Type	13. Total Quantity	14. Unit Wt/Vol
a. Non DOT, Non RCRA Regulated Material (Non Hazardous Soil)	XX1	DT	EST 20	1
b.				
c.				
d.				

D. Additional Descriptions for Materials Listed Above
A: App #

E. Handling Codes for Wastes Listed Above

15. Special Handling Instructions and Additional Information
Site: Route 146, Guilderland, NY 12009
Job#WILM-MSCH-
Emergency Contact: Capitol Environmental (302) 652-6999

16. **GENERATOR'S CERTIFICATION:** I certify the materials described above on this manifest are not subject to federal regulations for reporting proper disposal of Hazardous Waste.

Printed/Typed Name	Signature	Month	Day	Year
[illegible]	[illegible]	[illegible]	[illegible]	[illegible]

17. Transporter 1 Acknowledgement of Receipt of Materials

Printed/Typed Name	Signature	Month	Day	Year
[illegible]	[illegible]	[illegible]	[illegible]	[illegible]

18. Transporter 2 Acknowledgement of Receipt of Materials

Printed/Typed Name	Signature	Month	Day	Year

19. Discrepancy Indication Space

20. Facility Owner or Operator: Certification of receipt of waste materials covered by this manifest except as noted in Item 19.

Printed/Typed Name	Signature	Month	Day	Year

GENERATOR

TRANSPORTER

FACILITY

KELLER & ASSOCIATES, INC.
957-0368
GENERATOR'S COPY
12-BLO-M6

Town of Colonie Envir. Service
1319 New Loudon Road
Co.:oes, New York 12047

:0764 Capital Environmental Services
15 C Trolley Square
Wilmington DE 19806

SITE	TICKET	GRID	HAUL CONTRACT
02	089316	L5P2	Bob Kennedy

DATE IN	DATE OUT	TIME IN	TIME OUT	VEHICLE	ROLL OFF
07/25/03	07/25/03	11:21	11:21	764	

REFERENCE	ORIGIN
	TGUI TOWN OF GUILDERLAND

Scale 1 Gross Wt.	76360	LB	Inbound - Charge ticket
Manual Tare Wt.	28220	LB	
Net Weight	48140	LB	

QTY	UNIT	DESCRIPTION	RATE	EXTENSION	FEE	TOTAL
24.07	TON	Petro Cont. Soil	20.00	481.40	0.00	481.40

CC-1

Operating hours 7AM to 3PM Monday thru Friday and Saturday 7AM thru 2PM. This is to certify that this load contains no hazardous materials, medical waste or liquids of any type. All loads must be properly contained (tied & Tarp)

NET AMOUNT
481.40
TENDERED
CHANGE
CHECK NO.

SIGNATURE _____

Please print or type.
(Form designed for use on elite (12-pitch) typewriter.)

NON-HAZARDOUS WASTE MANIFEST

1. Generator's US EPA ID No.	Manifest Document No.	2. Page 1 of
[illegible]		[illegible]

GENERATOR

3. Generator's Name and Mailing Address

Former Schenectady Army Depot
P.O. Box 12087, CMR APO, NY 09113

See Block 16

4. Generator's Phone (

5. Transporter 1 Company Name	6. US EPA ID Number	A. Transporter's Phone
T.R. Betterpond	[illegible]	[illegible]
7. Transporter 2 Company Name	8. US EPA ID Number	B. Transporter's Phone
9. Designated Facility Name and Site Address	10. US EPA ID Number	C. Facility's Phone
Colonie Landfill 15-19 New Loudon Road Cohoes, NY 12047	[illegible]	518 783 2806

11. Waste Shipping Name and Description	12. Containers No.	Type	13. Total Quantity	14. Unit Wt/Vol
a. Non DOT, Non RCRA Regulated Material (Non Hazardous Solid) (Non Hazardous Debris)	001	DM	EST 5	T
b.				
c.				
d.				

D. Additional Descriptions for Materials Listed Above	E. Handling Codes for Wastes Listed Above
A: App II	

15. Special Handling Instructions and Additional Information

Site: Route 146, Guilderland, NY 12084 JOB#ANLM-NSCH

Emergency Contact: Capitol Environmental (302) 652-8282

16. **GENERATOR'S CERTIFICATION:** I certify the materials described above on this manifest are not subject to federal regulations for reporting proper disposal of Hazardous Waste.

Printed/Typed Name	Signature	Month	Day	Year
Jeffrey W. Hubbard	[signature]	12	26	03

TRANSPORTER

17. Transporter 1 Acknowledgement of Receipt of Materials

Printed/Typed Name	Signature	Month	Day	Year
[illegible]	[signature]			

18. Transporter 2 Acknowledgement of Receipt of Materials

Printed/Typed Name	Signature	Month	Day	Year

FACILITY

19. Discrepancy Indication Space

20. Facility Owner or Operator: Certification of receipt of waste materials covered by this manifest except as noted in Item 19.

Printed/Typed Name	Signature	Month	Day	Year

Printed by J.J. KELLER & ASSOCIATES, INC.
Neenah, WI 54957-0368

GENERATOR'S COPY

Town of Colonie Envir. Service
1319 New Loudon Road
Cohoes, New York 12047

000764 Capital Environmental Services
15 C Trolley Square
Wilmington DE 19806

SITE	TICKET	GRID	WEIGHMASTER
02	089792	L5P2	John G. Boncaro

DATE IN	DATE OUT	TIME IN	TIME OUT	VEHICLE	ROLL OFF
07/28/03	07/28/03	12:31	12:31	764	

REFERENCE	ORIGIN
	TGUI TOWN OF GUILDERLAND

Manual Gross Wt.	43780	LB	Inbound - Charge ticket
Manual Tare Wt.	29020	LB	
Net Weight	14760	LB	

QTY	UNIT	DESCRIPTION	RATE	EXTENSION	FEE	TOTAL
7.38	TON	OutOfTown Ind. Waste	65.00	479.70	0.00	479.70

15 Ton Min

Operating hours 7AM to 3PM Monday thru Friday and Saturday 7AM thru 2PM. This is to certify that this load contains no hazardous materials, medical waste or liquids of any type. All loads must be properly contained (tied & Tarp)

CD 33

NET AMOUNT
479.70
TENDERED
CHANGE
CHECK NO.

SIGNATURE _____

Please print or type
(Form designed for use on elite (12-pitch) typewriter.)

NON-HAZARDOUS WASTE MANIFEST

1. Generator's US EPA ID No. [illegible]

Manifest Document No. . . . .

2. Page 1 of 1 CB-34

3. Generator's Name and Mailing Address

Former Schenectady Army Depot
P.O. Box 12287, Offut AFB, NE 68112
402 295-2520

See Sect 15

4. Generator's Phone ( )

5. Transporter 1 Company Name [illegible]

6. US EPA ID Number [illegible]

A. Transporter's Phone [illegible]

7. Transporter 2 Company Name

8. US EPA ID Number

B. Transporter's Phone

9. Designated Facility Name and Site Address

Colonie Landfill
13-19 New Loudon Road
Cohoes, NY 12047

10. US EPA ID Number [illegible]

C. Facility's Phone 518-783-2826

11. Waste Shipping Name and Description	12. Containers No.	Type	13. Total Quantity	14. Unit Wt/Vol
a. Non DOT, Non RCRA Regulated Material (Non Hazardous Soil) (Non Hazardous Soil)	XX1	DT	EST S	T
b.				
c.				
d.				

D. Additional Descriptions for Materials Listed Above

A: App #

E. Handling Codes for Wastes Listed Above

15. Special Handling Instructions and Additional Information

Site: Route 146, Guilderland, NY 12009

Job#WILM-MSCH

Emergency Contact: Capitol Environmental (302) 652-8999

16. **GENERATOR'S CERTIFICATION:** I certify the materials described above on this manifest are not subject to federal regulations for reporting proper disposal of Hazardous Waste.

Printed/Typed Name	Signature	Month	Day	Year
Jeffrey W. Hubbard	[illegible]	[illegible]	[illegible]	[illegible]

17. Transporter 1 Acknowledgement of Receipt of Materials

Printed/Typed Name	Signature	Month	Day	Year
[illegible]	[illegible]			

18. Transporter 2 Acknowledgement of Receipt of Materials

Printed/Typed Name	Signature	Month	Day	Year

19. Discrepancy Indication Space

20. Facility Owner or Operator: Certification of receipt of waste materials covered by this manifest except as noted in Item 19.

Printed/Typed Name	Signature	Month	Day	Year

GENERATOR

TRANSPORTER

FACILITY

Printed by J. J. KELLER & ASSOCIATES, INC.
Neenah, WI 54957-0368

GENERATOR'S COPY

07/28/2003 15:29 518-756-3282 J R PIETROPAOLI INC PAGE 01

Town of Colonie Envir. Service
1319 New Loudon Road
Cohoes, New York 12047

000764 Capital Environmental Services
15 C Trolley Square
Wilmington DE 19806

02	089820	L5r		John G. Boncaro	
DATE IN	DATE OUT	TIME IN	TIME OUT	VEHICLE	TARE OUT
07/28/03	07/28/03	13:37	13:37	764	

REFERENCE	ORIGIN
	TGUI TOWN OF GUILDERLAND

Scale 1 Gross Wt. 45920 LB
Manual Tare Wt. 28720 LB
Net Weight 17200 LB

Inbound - Charge ticket

QTY	UNIT	DESCRIPTION	RATE	EXTENSION	TAX	TOTAL
8.60	TON	OutOfTown Ind. Waste	65.00	559.00	0.00	559.00

Operating hours 7AM to 3PM Monday thru Friday and Saturday 7AM thru 2PM. This is to certify that this load contains no hazardous materials, medical waste or liquids of any type. All loads must be properly contained (tied & Tarp)

NET AMOUNT 559.00
TENDERED
CHANGE
CHECK NO.

SIGNATURE

Please print or type
(Form designed for use on elite (12-pitch) typewriter.)

NON-HAZARDOUS WASTE MANIFEST

1. Generator's US EPA ID No.	Manifest Document No.	2. Page 1 of

GENERATOR

3. Generator's Name and Mailing Address

Former Brunswick Army Depot
P.O. Box 1288, Cape AFB, ME 04011

See Sect 15

4. Generator's Phone ( )

5. Transporter 1 Company Name	6. US EPA ID Number	A. Transporter's Phone
7. Transporter 2 Company Name	8. US EPA ID Number	B. Transporter's Phone
9. Designated Facility Name and Site Address	10. US EPA ID Number	C. Facility's Phone
Colonial Landfill 13-19 New Location Road Cotuna, ME 12345		

11. Waste Shipping Name and Description	12. Containers No.	Type	13. Total Quantity	14. Unit Wt/Vol
a. Non DOT Non RCRA Regulated Material (Non Hazardous Soil)	XX	DT	65	T
b.				
c.				
d.				

D. Additional Descriptions for Materials Listed Above	E. Handling Codes for Wastes Listed Above
A. App B	

15. Special Handling Instructions and Additional Information

Site: Route 145, Cumberland, ME 12345

Emergency Contact: Capitol Environmental (502) 662-6362

TRANSPORTER

16. **GENERATOR'S CERTIFICATION:** I certify the materials described above on this manifest are not subject to federal regulations for reporting proper disposal of Hazardous Waste.

Printed/Typed Name	Signature	Month	Day	Year

17. Transporter 1 Acknowledgement of Receipt of Materials

Printed/Typed Name	Signature	Month	Day	Year

18. Transporter 2 Acknowledgement of Receipt of Materials

Printed/Typed Name	Signature	Month	Day	Year

FACILITY

19. Discrepancy Indication Space

20. Facility Owner or Operator: Certification of receipt of waste materials covered by this manifest except as noted in Item 19.

Printed/Typed Name	Signature	Month	Day	Year

Printed by J. J. KELLER & ASSOCIATES, INC.
Neenah, WI 54957-0368

GENERATOR'S COPY

Town of Colonie Envir. Service
1319 New Loudon Road
Cohoes, New York 12047

000764 Capital Environmental Services
15 C Trolley Square
Wilmington DE 19806

SITE	TICKET	GRID	WEIGHMASTER
02	089827	L5P2	John G. Boncaro

DATE IN	DATE OUT	TIME IN	TIME OUT	VEHICLE	HOLD OFF
07/28/03	07/28/03	13:56	13:56	764	

REFERENCE	ORIGIN
	TGUI TOWN OF GUILDERLAND

Scale 1 Gross Wt.	78540	LB	Inbound - Charge ticket
Manual Tare Wt.	29020	LB	
Net Weight	49520	LB	

QTY	UNIT	DESCRIPTION	RATE	EXTENSION	FEE	TOTAL
24.76	TON	OutOfTown Ind. Waste	65.00	1609.40	0.00	1609.40

Operating hours 7AM to 3PM Monday thru Friday and Saturday 7AM thru 2PM. This is to certify that this load contains no hazardous materials, medical waste or liquids of any type. All loads must be properly contained (tied & Tarp)

CD-35

NET AMOUNT
1609.40
TENDERED
CHANGE
CHECK NO

SIGNATURE _____

Town of Colonie Envir. Service
1319 New Loudon Road
Cohoes, New York 12047

000764 Capital Environmental Services
15 C Trolley Square
Wilmington DE 19806

SITE	TICKET	GRID	WEIGHMASTER
02	089304	L5P	Bob Kennedy

DATE IN	DATE OUT	TIME IN	TIME OUT	VEHICLE	ROLL OFF
07/25/03	07/25/03	10:53	10:53		

REFERENCE	ORIGIN
DES329	TGUI TOWN OF GUILDERLAND

Scale 1 Gross Wt.	74440	LB	Inbound - Charge ticket
Manual Tare Wt.	28720	LB	
Net Weight	45720	LB	

QTY	UNIT	DESCRIPTION	RATE	EXTENSION	FEE	TOTAL
22.86	TON	OutOfTown Ind. Waste	65.00	1485.90	0.00	1485.90

CD32

Operating hours 7AM to 3PM Monday thru Friday and Saturday 7AM thru 2PM. This is to certify that this load contains no hazardous materials, medical waste or liquids of any type. All loads must be properly contained (tied & Tarp)
Ship To SCHENECTADY ARMY DEPOT

NET AMOUNT
1485.90
TENDERED
CHANGE
CHECK NO.

SIGNATURE _____

Please print or type
(Form designed for use on elite (12-pitch) typewriter.)

NON-HAZARDOUS WASTE MANIFEST

1. Generator's US EPA ID No. NYP000[illegible]
Manifest Document No.
2. Page 1 of [illegible] CD-[illegible]

3. Generator's Name and Mailing Address
Former Schenectady Army Depot
P.O. Box 13287, Offutt AFB, NE 68113
4. Generator's Phone (402) 293-2520

See Sect 15

5. Transporter 1 Company Name
Mangiardi Brothers Trucking, Inc
6. US EPA ID Number NYP000[illegible]
A. Transporter's Phone 518-477-[illegible]

7. Transporter 2 Company Name
8. US EPA ID Number
B. Transporter's Phone

9. Designated Facility Name and Site Address
Colonie Landfill
13-19 New Loudon Road
Cohoes, NY 12047
10. US EPA ID Number NOTREQUIRED
C. Facility's Phone 518-783-2828

11. Waste Shipping Name and Description	12. Containers No.	Type	13. Total Quantity	14. Unit Wt/Vol
a. Non DOT, Non RCRA Regulated Material (Non Hazardous Soil)	XXT	DT	EST [illegible]	T
b.				
c.				
d.				

D. Additional Descriptions for Materials Listed Above
A. App #

E. Handling Codes for Wastes Listed Above

15. Special Handling Instructions and Additional Information
Site: Route 146, Guilderland, NY 12009
Job#WILM-MSCH
Emergency Contact: Capitol Environmental (302) 652-[illegible]

16. **GENERATOR'S CERTIFICATION:** I certify the materials described above on this manifest are not subject to federal regulations for reporting proper disposal of Hazardous Waste.

Printed/Typed Name	Signature	Month	Day	Year
[illegible]	[illegible]	[illegible]	[illegible]	[illegible]

17. Transporter 1 Acknowledgement of Receipt of Materials

Printed/Typed Name	Signature	Month	Day	Year
[illegible]	[illegible]	[illegible]	[illegible]	[illegible]

18. Transporter 2 Acknowledgement of Receipt of Materials

Printed/Typed Name	Signature	Month	Day	Year

19. Discrepancy Indication Space

20. Facility Owner or Operator: Certification of receipt of waste materials covered by this manifest except as noted in Item 19.

Printed/Typed Name	Signature	Month	Day	Year

GENERATOR

TRANSPORTER

FACILITY

Printed by J. J. KELLER & ASSOCIATES, INC.
Neenah, WI 54957-0368

GENERATOR'S COPY

Town of Colonie Envir. Service
1319 New Loudon Road
Cohoes, New York 12047

000764 Capital Environmental Services
15 C Trolley Square
Wilmington DE 19806

SITE	PAD	GRID	DISPATCHER
02	089300	L5P	Bob Kennedy

DATE IN	DATE OUT	TIME IN	TIME OUT	VEHICLE	ROLL OFF
07/25/03	07/25/03	10:46	10:46		

REFERENCE #	ORIGIN
DES329	TGUI TOWN OF GUILDERLAND

Scale 1 Gross Wt.	70560	LB	Inbound - Charge ticket
Manual Tare Wt.	29020	LB	
Net Weight	41540	LB	

QTY	UNIT	DESCRIPTION	RATE	EXTENSION	FEE	TOTAL
20.77	TON	OutOfTown Ind. Waste	65.00	1350.05	0.00	1350.05

Operating hours 7AM to 3PM Monday thru Friday and Saturday 7AM thru 2PM. This is to certify that this load contains no hazardous materials, medical waste or liquids of any type. All loads must be properly contained (tied & Tarp)
Ship To SCHENECTADY ARMY DEPOT

CD-31

NET AMOUNT
1350.05
TENDERED
CHANGE
CHECK NO

SIGNATURE _____

Please print or type
(Form designed for use on elite (12-pitch) typewriter.)

NON-HAZARDOUS WASTE MANIFEST

1. Generator's US EPA ID No. NYD049633309

Manifest Document No.

2. Page 1 of 1 (1-2)

3. Generator's Name and Mailing Address
Former Schenectady Army Depot
P.O. Box 13267, Offut AFB, NE 68113

4. Generator's Phone (402) 295-9530

See Block 15

5. Transporter 1 Company Name
Maggard Brothers Trucking, Inc.

6. US EPA ID Number
NYR000162792

A. Transporter's Phone
518-827-9636

7. Transporter 2 Company Name

8. US EPA ID Number

B. Transporter's Phone

9. Designated Facility Name and Site Address
Colonie Landfill
13-19 New Loudon Road
Colonie NY 12047

10. US EPA ID Number
NYD980508943

C. Facility's Phone
518-783-2636

11. Waste Shipping Name and Description	12. Containers No.	Type	13. Total Quantity	14. Unit Wt/Vol
a. Non DOT, Non RCRA Regulated Material (Non Hazardous Soil) D-1-2-3	XX1	DM	EST 20.	T
b.				
c.				
d.				

D. Additional Descriptions for Materials Listed Above
A. App #

E. Handling Codes for Wastes Listed Above

15. Special Handling Instructions and Additional Information
Site: Route 146, Guilderland, NY 12084
JOHN WILLIAM MOCH
Emergency Contact: Capitol Environmental (203) 672-5015

GENERATOR

16. **GENERATOR'S CERTIFICATION:** I certify the materials described above on this manifest are not subject to federal regulations for reporting proper disposal of Hazardous Waste.

Printed/Typed Name	Signature	Month	Day	Year
		12	23	93

TRANSPORTER

17. Transporter 1 Acknowledgement of Receipt of Materials

Printed/Typed Name	Signature	Month	Day	Year
		12	23	93

18. Transporter 2 Acknowledgement of Receipt of Materials

Printed/Typed Name	Signature	Month	Day	Year

FACILITY

19. Discrepancy Indication Space

20. Facility Owner or Operator: Certification of receipt of waste materials covered by this manifest except as noted in Item 19.

Printed/Typed Name	Signature	Month	Day	Year

Printed by J. J. KELLER & ASSOCIATES, INC.
Neenah, WI 54957-0368

GENERATOR'S COPY

Town of Colonie Envir. Service
1319 New Loudon Road
Cohoes, New York 12047

000764 Capital Environmental Services
15 C Trolley Square
Wilmington DE 19806

02	089270	L5P?	Bob Kennedy

DATE IN	DATE OUT	TIME IN	TIME OUT	VEHICLE	ROLL OFF
07/25/03	07/25/03	09:58	09:58		

REFERENCE	ORIGIN
DES329	TGUI TOWN OF GUILDERLAND

Scale 1 Gross Wt.	71540	LB
Manual Tare Wt.	28220	LB
Net Weight	43320	LB

Inbound - Charge ticket

QTY	UNIT	DESCRIPTION	RATE	EXTENSION	FEE	TOTAL
21.66	TON	OutOfTown Ind. Waste	65.00	1407.90	0.00	1407.90

CD-30

Operating hours 7AM to 3PM Monday thru Friday and Saturday 7AM thru 2PM. This is to certify that this load contains no hazardous materials, medical waste or liquids of any type. All loads must be properly contained (tied & Tarp)
Ship To SCHENECTADY ARMY DEPOT

NET AMOUNT
1407.90
TENDERED
CHANGE
CHECK NO.

SIGNATURE _____

Please print or type
(Form designed for use on elite (12-pitch) typewriter.)

NON-HAZARDOUS WASTE MANIFEST

1. Generator's US EPA ID No. | Manifest Document No. | 2. Page 1 of | CO-29

GENERATOR

3. Generator's Name and Mailing Address

Former Schenectady Army Depot
P.O. Box 1300, Orval AFB, NE 68113

4. Generator's Phone (402) 292-2800

See Item 15

5. Transporter 1 Company Name | 6. US EPA ID Number | A. Transporter's Phone

Waste Management of Albany Inc | [illegible] | 518-477-9847

7. Transporter 2 Company Name | 8. US EPA ID Number | B. Transporter's Phone

9. Designated Facility Name and Site Address | 10. US EPA ID Number | C. Facility's Phone

Cadosa Landfill
13-12 New Loudon Road
Cohoes, NY 12047

518-783-2828

11. Waste Shipping Name and Description	12. Containers No.	Type	13. Total Quantity	14. Unit Wt/Vol
a. Non DOT Non RCRA Regulated Material (Non Hazardous Solid)	XXX	CAT	LST 2.00	T
b.				
c.				
d.				

D. Additional Descriptions for Materials Listed Above

A 4008

E. Handling Codes for Wastes Listed Above

15. Special Handling Instructions and Additional Information

Take Route 146 Guilderland NY 12084

Jon Wilkinson

Emergency Contact Capital Environmental (302) 562-4000

16. **GENERATOR'S CERTIFICATION:** I certify the materials described above on this manifest are not subject to federal regulations for reporting proper disposal of Hazardous Waste.

Printed/Typed Name	Signature	Month	Day	Year
[illegible]	[illegible]	03	23	03

TRANSPORTER

17. Transporter 1 Acknowledgement of Receipt of Materials

Printed/Typed Name	Signature	Month	Day	Year
Dave Skidmore	[illegible]	03	23	03

18. Transporter 2 Acknowledgement of Receipt of Materials

Printed/Typed Name	Signature	Month	Day	Year

FACILITY

19. Discrepancy Indication Space

20. Facility Owner or Operator: Certification of receipt of waste materials covered by this manifest except as noted in Item 19.

Printed/Typed Name	Signature	Month	Day	Year

Printed by J. J. KELLER & ASSOCIATES, INC.
Neenah, WI 54957-0368

GENERATOR'S COPY

nvir. Service
n Road
York 12047

apital Environmental Services
Trolley Square
ilmington DE 19806

02	089267	L5P2	Bob Kennedy

DATE IN	DATE OUT	TIME IN	OUT	VEHICLE	ROLL OFF
07/25/03	07/25/03	09:50	09:50		

REFERENCE	ORIGIN
DES329	TGUI TOWN OF GUILDERLAND

Inbound - Charge ticket

Scale 1 Gross Wt.	71820	LB
Manual Tare Wt.	28860	LB
Net Weight	42960	LB

QTY	UNIT	DESCRIPTION	RATE	EXTENSION	FEE	TOTAL
21.48	TON	OutOfTown Ind. Waste	65.00	1396.20	0.00	1396.20

CD 29

NET AMOUNT
1396.20
TENDERED
CHANGE
CHECK NO.

Operating hours 7AM to 3PM Monday thru Friday and Saturday 7AM thru 2PM. This is to certify that this load contains no hazardous materials, medical waste or liquids of any type. All loads must be properly contained (tied & Tarp)
Ship To SCHENECTADY ARMY DEPOT

SIGNATURE

TO REORDER CALL

D. Additional Descriptions for Materials Listed Above

A: App #

E. Handling Codes for Wastes Listed Above

15. Special Handling Instructions and Additional Information

Site: Route 146, Guilderland, NY 12009

Job#WILM-MSCH-

Emergency Contact: Capitol Environmental (302) 652-8999

16. **GENERATOR'S CERTIFICATION:** I certify the materials described above on this manifest are not subject to federal regulations for reporting proper disposal of Hazardous Waste.

Printed/Typed Name	Signature	Month	Day	Year
Jeffrey W Hubbard	Jeffrey W Hubbard F/u USACE New York	07	25	03

TRANSPORTER

17. Transporter 1 Acknowledgement of Receipt of Materials

Printed/Typed Name	Signature	Month	Day	Year
ROGER SHERMAN	Roger Sherman	07	25	03

18. Transporter 2 Acknowledgement of Receipt of Materials

Printed/Typed Name	Signature	Month	Day	Year

FACILITY

19. Discrepancy Indication Space

20. Facility Owner or Operator: Certification of receipt of waste materials covered by this manifest except as noted in Item 19.

Printed/Typed Name	Signature	Month	Day	Year
ROBERT KENNEDY	Robert M. Kennedy	7	25	03

Printed by J. J. KELLER & ASSOCIATES, INC.
Neenah, WI 54957-0368

ORIGINAL - RETURN TO GENERATOR

12 BLC

Please print or type
(Form designed for use on elite (12-pitch) typewriter.)

NON-HAZARDOUS WASTE MANIFEST

1. Generator's US EPA ID No. NYR000[illegible]
Manifest Document No.
2. Page 1 of 1

3. Generator's Name and Mailing Address
Former Schenectady Army Depot
P.O. Box 13287, Offut AFB, NE 68113
4. Generator's Phone (402) 293-2520

See Sect 15

5. Transporter 1 Company Name: Mangiardi Brothers Trucking Inc.
6. US EPA ID Number: NYR000[illegible]
A. Transporter's Phone: 518-477-8940

7. Transporter 2 Company Name
8. US EPA ID Number
B. Transporter's Phone

9. Designated Facility Name and Site Address
Colonie Landfill
13-19 New Loudon Road
Cohoes, NY 12047
10. US EPA ID Number: NOT REQUIRED
C. Facility's Phone: 518-783-2826

11. Waste Shipping Name and Description	12. Containers No.	Type	13. Total Quantity	14. Unit Wt/Vol
a. Non DOT, Non RCRA Regulated Material (Non Hazardous Soil)	XX1	DT	EST 22	T
b.				
c.				
d.				

D. Additional Descriptions for Materials Listed Above
A: App #

E. Handling Codes for Wastes Listed Above

15. Special Handling Instructions and Additional Information
Site: Route 146, Guilderland, NY 12009
Job#WILM-MSCH
Emergency Contact: Capitol Environmental (302) 652-8999

16. **GENERATOR'S CERTIFICATION:** I certify the materials described above on this manifest are not subject to federal regulations for reporting proper disposal of Hazardous Waste.

Printed/Typed Name	Signature	Month	Day	Year
[illegible]	[illegible]	[illegible]	[illegible]	[illegible]

17. Transporter 1 Acknowledgement of Receipt of Materials

Printed/Typed Name	Signature	Month	Day	Year
[illegible]	[illegible]	[illegible]	[illegible]	[illegible]

18. Transporter 2 Acknowledgement of Receipt of Materials

Printed/Typed Name	Signature	Month	Day	Year

19. Discrepancy Indication Space

20. Facility Owner or Operator: Certification of receipt of waste materials covered by this manifest except as noted in Item 19.

Printed/Typed Name	Signature	Month	Day	Year

GENERATOR

TRANSPORTER

FACILITY

Printed by J. J. KELLER & ASSOCIATES, INC.
Neenah, WI 54957-0368

GENERATOR'S COPY

12-BLC-M6

Town of Colonie Envir. Service
1319 New Loudon Road
Cohoes, New York 12047

000764 Capital Environmental Services
15 C Trolley Square
Wilmington DE 19806

SEQ	TICKET	GRID	WEIGHMASTER
02	089257	L5P	Bob Kennedy

DATE IN	DATE OUT	TIME IN	TIME OUT	VEHICLE	ROLL OFF
07/25/03	07/25/03	09:36	09:36		

REFERENCE	ORIGIN
DES329	TGUI TOWN OF GUILDERLAND

Scale 1 Gross Wt.	73860	LB
Manual Tare Wt.	28720	LB
Net Weight	45140	LB

Inbound - Charge ticket

QTY	UNIT	DESCRIPTION	RATE	EXTENSION	FEE	TOTAL
22.57	TON	OutOfTown Ind. Waste	65.00	1467.05	0.00	1467.05

CD28

Operating hours 7AM to 3PM Monday thru Friday and Saturday 7AM thru 2PM. This is to certify that this load contains no hazardous materials, medical waste or liquids of any type. All loads must be properly contained (tied & Tarp)
Ship To SCHENECTADY ARMY DEPOT

NET AMOUNT
1467.05
TENDERED
CHANGE
CHECK NO.

SIGNATURE _____

Please print or type
(Form designed for use on elite (12-pitch) typewriter.)

NON-HAZARDOUS WASTE MANIFEST

1. Generator's US EPA ID No.	Manifest Document No.	2. Page 1 of

GENERATOR

3. Generator's Name and Mailing Address

Former Schenectady Army Depot
P.O. Box 13257, DPW AFB, NY 12212
4. Generator's Phone ( ) 395-5600

See Box 15

5. Transporter 1 Company Name

6. US EPA ID Number

A. Transporter's Phone

7. Transporter 2 Company Name

8. US EPA ID Number

B. Transporter's Phone

9. Designated Facility Name and Site Address

Colonie Landfill
13-19 New Loudon Road
Cohoes, NY 12047

10. US EPA ID Number

C. Facility's Phone

11. Waste Shipping Name and Description	12. Containers No.	12. Containers Type	13. Total Quantity	14. Unit Wt/Vol
a. Non DOT, Non RCRA Regulated Material (Non Hazardous Soil)	XXX	DT	EST	
b.				
c.				
d.				

D. Additional Descriptions for Materials Listed Above

A. App #

E. Handling Codes for Wastes Listed Above

15. Special Handling Instructions and Additional Information

Site: Route 146, Guilderland, NY (208)

Emergency Contact: Capitol Environmental (302) 892-4884

ATTN: WILMA MISCH

16. **GENERATOR'S CERTIFICATION:** I certify the materials described above on this manifest are not subject to federal regulations for reporting proper disposal of Hazardous Waste.

Printed/Typed Name	Signature	Month	Day	Year

TRANSPORTER

17. Transporter 1 Acknowledgement of Receipt of Materials

Printed/Typed Name	Signature	Month	Day	Year

18. Transporter 2 Acknowledgement of Receipt of Materials

Printed/Typed Name	Signature	Month	Day	Year

FACILITY

19. Discrepancy Indication Space

20. Facility Owner or Operator: Certification of receipt of waste materials covered by this manifest except as noted in Item 19.

Printed/Typed Name	Signature	Month	Day	Year

Printed by J. J. KELLER & ASSOCIATES, INC.
Neenah, WI 54957-0368

GENERATOR'S COPY

12-81-M6

Town of Colonie Envir. Service
1319 New Loudon Road
Cohoes, New York 12047

0764 Capital Environmental Services
15 C Trolley Square
Wilmington DE 19806

STN	TICKET	GRID	
02	089253	L5P?	Bob Kennedy

DATE IN	DATE OUT	TIME IN	TIME OUT	VEHICLE	ROLL OFF
07/25/03	07/25/03	09:30	09:30		

REFERENCE	ORIGIN
DES329	TGUI TOWN OF GUILDERLAND

Scale 1 Gross Wt.	70420	LB	Inbound - Charge ticket
Manual Tare Wt.	29020	LB	
Net Weight	41400	LB	

QTY	UNIT	DESCRIPTION	RATE	EXTENSION	FEE	TOTAL
20.70	TON	OutOfTown Ind. Waste	65.00	1345.50	0.00	1345.50

Operating hours 7AM to 3PM Monday thru Friday and Saturday 7AM thru 2PM. This is to certify that this load contains no hazardous materials, medical waste or liquids of any type. All loads must be properly contained (tied & Tarp)
Ship To SCHENECTADY ARMY DEPOT

CD-27

NET AMOUNT
1345.50
TENDERED
CHANGE
CHECK NO.

SIGNATURE _____

Please print or type
(Form designed for use on elite (12-pitch) typewriter.)

NON-HAZARDOUS WASTE MANIFEST

1. Generator's US EPA ID No.: NYP000053349
Manifest Document No.:
2. Page 1 of 1: CD 36

3. Generator's Name and Mailing Address
Former Schenectady Army Depot
P.O. Box 13287, Offutt AFB, NE 68113
4. Generator's Phone (402) 293-2520

See Sect 15

5. Transporter 1 Company Name: Mangiardi Brothers Trucking, Inc
6. US EPA ID Number: NYP000069397
A. Transporter's Phone: 518-477-8980

7. Transporter 2 Company Name:
8. US EPA ID Number:
B. Transporter's Phone:

9. Designated Facility Name and Site Address
Colonie Landfill
13-19 New Loudon Road
Cohoes, NY 12047
10. US EPA ID Number: NOTREQUIRED
C. Facility's Phone: 518-783-2826

11. Waste Shipping Name and Description	12. Containers No.	Type	13. Total Quantity	14. Unit Wt/Vol
a. Non DOT, Non RCRA Regulated Material (Non Hazardous Soil)	XXT	DT	EST	T
b.				
c.				
d.				

D. Additional Descriptions for Materials Listed Above
A: App #

E. Handling Codes for Wastes Listed Above

15. Special Handling Instructions and Additional Information
Site: Route 146, Guilderland, NY 12009
Job#WILM-MSCH
Emergency Contact: Capitol Environmental (302) 652-8999

16. **GENERATOR'S CERTIFICATION:** I certify the materials described above on this manifest are not subject to federal regulations for reporting proper disposal of Hazardous Waste.

Printed/Typed Name	Signature	Month	Day	Year
Jeffrey W. Hubbard	[signature]			

17. Transporter 1 Acknowledgement of Receipt of Materials

Printed/Typed Name	Signature	Month	Day	Year
[illegible]	[signature]			

18. Transporter 2 Acknowledgement of Receipt of Materials

Printed/Typed Name	Signature	Month	Day	Year

19. Discrepancy Indication Space

20. Facility Owner or Operator: Certification of receipt of waste materials covered by this manifest except as noted in Item 19.

Printed/Typed Name	Signature	Month	Day	Year

GENERATOR

TRANSPORTER

FACILITY

Printed by J. J. KELLER & ASSOCIATES, INC.
Neenah, WI 54957-0368

GENERATOR'S COPY

Town of Colonie Envir. Service
1319 New Loudon Road
Cohoes, New York 12047

000764 Capital Environmental Services
15 C Trolley Square
Wilmington DE 19806

SITE	TICKET	USED	WEIGHTMASTER
02	089235	L5P?	Bob Kennedy

DATE IN	DATE OUT	TIME IN	TIME OUT	VEHICLE	ROLL OFF
07/25/03	07/25/03	08:39	08:39		

REFERENCE	ORIGIN
DES329	TGUI TOWN OF GUILDERLAND

Scale 1 Gross Wt.	72040	LB	Inbound - Charge ticket
Manual Tare Wt.	28220	LB	
Net Weight	43820	LB	

QTY	UNIT	DESCRIPTION	RATE	EXTENSION	FEE	TOTAL
21.91	TON	OutOfTown Ind. Waste	65.00	1424.15	0.00	1424.15

CD-26

Operating hours 7AM to 3PM Monday thru Friday and Saturday 7AM thru 2PM. This is to certify that this load contains no hazardous materials, medical waste or liquids of any type. All loads must be properly contained (tied & Tarp)
Ship To SCHENECTADY ARMY DEPOT

NET AMOUNT
1424.15
TENDERED
CHANGE
CHECK NO.

SIGNATURE _____

Please print or type
(Form designed for use on elite (12-pitch) typewriter.)

NON-HAZARDOUS WASTE MANIFEST

1. Generator's US EPA ID No. | Manifest Document No. | 2. Page 1 of

3. Generator's Name and Mailing Address

Former Schenectady Army Depot
P.O. Box 17287, Glenn Falls, NY 12813

4. Generator's Phone (402) 402-2500

See Item 15

5. Transporter 1 Company Name | 6. US EPA ID Number | A. Transporter's Phone

Mohawk Northern Pipeline, Inc.

7. Transporter 2 Company Name | 8. US EPA ID Number | B. Transporter's Phone

9. Designated Facility Name and Site Address | 10. US EPA ID Number | C. Facility's Phone

Colonie Landfill
13-19 New Loudon Road
Colonie, NY 12047

11. Waste Shipping Name and Description	12. Containers No.	Type	13. Total Quantity	14. Unit Wt/Vol
a. Non DOT Non RCRA Regulated Material (Non Hazardous Soil)	XXX	CY	EST	T
b.				
c.				
d.				

D. Additional Descriptions for Materials Listed Above

A. App #

E. Handling Codes for Wastes Listed Above

15. Special Handling Instructions and Additional Information

Site: Route 146, Guilderland, NY 12084

Job#WILBA-MSCH

Emergency Contact: Capitol Environmental (315) 652-8858

16. **GENERATOR'S CERTIFICATION:** I certify the materials described above on this manifest are not subject to federal regulations for reporting proper disposal of Hazardous Waste.

Printed/Typed Name: Thomas H. Howard | Signature | Month | Day | Year

17. Transporter 1 Acknowledgement of Receipt of Materials

Printed/Typed Name | Signature | Month | Day | Year

18. Transporter 2 Acknowledgement of Receipt of Materials

Printed/Typed Name: Robert Sherman | Signature | Month | Day | Year

19. Discrepancy Indication Space

20. Facility Owner or Operator: Certification of receipt of waste materials covered by this manifest except as noted in Item 19.

Printed/Typed Name | Signature | Month | Day | Year

GENERATOR
TRANSPORTER
FACILITY

Printed by J. J. KELLER & ASSOCIATES, INC.
Neenah, WI 54957-0368

GENERATOR'S COPY

Please print or type
(Form designed for use on elite (12-pitch) typewriter.)

NON-HAZARDOUS WASTE MANIFEST

1. Generator's US EPA ID No.

Manifest Document No.

2. Page 1 of

GENERATOR

3. Generator's Name and Mailing Address

Former Bolenecktady Army Depot
P.O. Box 13287, Offutt AFB, NE 68113
4. Generator's Phone (402) 293-2573

See Sect 15

5. Transporter 1 Company Name

Mongiello Brothers Trucking Inc.

6. US EPA ID Number

A. Transporter's Phone

518-477-8638

7. Transporter 2 Company Name

8. US EPA ID Number

B. Transporter's Phone

TRANSPORTER

9. Designated Facility Name and Site Address

Colonie Landfill
13-19 New Loudon Road
Cohoes, NY 12047

10. US EPA ID Number

C. Facility's Phone

518-783-2626

FACILITY

11. Waste Shipping Name and Description	12. Containers No.	Type	13. Total Quantity	14. Unit Wt/Vol
a. Non DOT, Non RCRA Regulated Material (Non Hazardous Soil)	XX1	DT	EST	T
b.				
c.				
d.				

D. Additional Descriptions for Materials Listed Above

A: App B

E. Handling Codes for Wastes Listed Above

15. Special Handling Instructions and Additional Information

Site: Route 146 Guilderland, NY 12084

Emergency Contact: Capitol Environmental (392) 650-6616

16. **GENERATOR'S CERTIFICATION:** I certify the materials described above on this manifest are not subject to federal regulations for reporting proper disposal of Hazardous Waste.

Printed/Typed Name	Signature	Month	Day	Year

17. Transporter 1 Acknowledgement of Receipt of Materials

Printed/Typed Name	Signature	Month	Day	Year

18. Transporter 2 Acknowledgement of Receipt of Materials

Printed/Typed Name	Signature	Month	Day	Year

19. Discrepancy Indication Space

20. Facility Owner or Operator: Certification of receipt of waste materials covered by this manifest except as noted in Item 19.

Printed/Typed Name	Signature	Month	Day	Year

Printed by J. J. KELLER & ASSOCIATES, INC.
Neenah, WI 54957-0368

GENERATOR'S COPY

Town of Colonie Envir. Service
1319 New Loudon Road
Cohoes, New York 12047

000764 Capital Environmental Services
15 C Trolley Square
Wilmington DE 19806

SITE	TICKET	GRID	WEIGHMASTER
02	089221	L5P	Bob Kennedy

DATE IN	DATE OUT	TIME IN	TIME OUT	VEHICLE	ROLL OFF
07/25/03	07/25/03	08:09	08:09		

REFERENCE	ORIGIN
DES329	TGUI TOWN OF GUILDERLAND

Scale 1 Gross Wt.	71360	LB	Inbound - Charge ticket
Manual Tare Wt.	28720	LB	
Net Weight	42640	LB	

QTY	UNIT	DESCRIPTION	RATE	EXTENSION	FEE	TOTAL
21.32	TON	OutOfTown Ind. Waste	65.00	1385.80	0.00	1385.80

CD-24

Operating hours 7AM to 3PM Monday thru Friday and Saturday 7AM thru 2PM. This is to certify that this load contains no hazardous materials, medical waste or liquids of any type. All loads must be properly contained (tied & Tarp)
Ship To SCHENECTADY ARMY DEPOT

NET AMOUNT
1385.80
TENDERED
CHANGE
CHECK NO.

SIGNATURE _____

Please print or type
(Form designed for use on elite (12-pitch) typewriter.)

NON-HAZARDOUS WASTE MANIFEST

1. Generator's US EPA ID No.: NYP000953348
Manifest Document No.:
2. Page 1 of 1: CD-23

3. Generator's Name and Mailing Address
Former Schenectady Army Depot
P.O. Box 13287, Offutt AFB, NE 68113
4. Generator's Phone (402) 293-2520

See Sect 15

5. Transporter 1 Company Name: Mangiardi Brothers Trucking, Inc.
6. US EPA ID Number: NYP000087972
A. Transporter's Phone: 518-477-8880

7. Transporter 2 Company Name:
8. US EPA ID Number:
B. Transporter's Phone:

9. Designated Facility Name and Site Address
Colonie Landfill
13-19 New Loudon Road
Cohoes, NY 12047
10. US EPA ID Number: NOTREQUIRED
C. Facility's Phone: 518-783-2826

11. Waste Shipping Name and Description	12. Containers No.	Type	13. Total Quantity	14. Unit Wt/Vol
a. Non DOT, Non RCRA Regulated Material (Non Hazardous Soil)	XXX	DT	EST 40	T
b.				
c.				
d.				

D. Additional Descriptions for Materials Listed Above
A: App #

E. Handling Codes for Wastes Listed Above

15. Special Handling Instructions and Additional Information
Site: Route 146, Guilderland, NY 12009
Job#WLM-MSCH-
Emergency Contact: Capitol Environmental (302) 652-8999

16. **GENERATOR'S CERTIFICATION:** I certify the materials described above on this manifest are not subject to federal regulations for reporting proper disposal of Hazardous Waste.

Printed/Typed Name	Signature	Month	Day	Year
Jeffrey W Hubbard	[signature]	[illegible]	[illegible]	[illegible]

17. Transporter 1 Acknowledgement of Receipt of Materials

Printed/Typed Name	Signature	Month	Day	Year
[signature]	[signature]	[illegible]	[illegible]	[illegible]

18. Transporter 2 Acknowledgement of Receipt of Materials

Printed/Typed Name	Signature	Month	Day	Year

19. Discrepancy Indication Space

20. Facility Owner or Operator: Certification of receipt of waste materials covered by this manifest except as noted in Item 19.

Printed/Typed Name	Signature	Month	Day	Year

GENERATOR

TRANSPORTER

FACILITY

Printed by J. J. KELLER & ASSOCIATES, INC.
Neenah, WI 54957-0368

GENERATOR'S COPY

12-ELC-M6

Town of Colonie Envir. Service
1319 New Loudon Road
Cohoes, New York 12047

000764 Capital Environmental Services
15 C Trolley Square
Wilmington DE 19806

SITE	TICKET	GRID	WEIGHMASTER
02	089220	L5F	Bob Kennedy

DATE IN	DATE OUT	TIME IN	TIME OUT	VEHICLE	ROLL OFF
07/25/03	07/25/03	08:05	08:05	764	

REFERENCE	ORIGIN
	TGUI TOWN OF GUILDERLAND

Scale 1 Gross Wt.	74160	LB
Manual Tare Wt.	29020	LB
Net Weight	45140	LB

Inbound - Charge ticket

QTY	UNIT	DESCRIPTION	RATE	EXTENSION	FEE	TOTAL
22.57	TON	Petro Cont. Soil	20.00	451.40	0.00	451.40

CD-23

Operating hours 7AM to 3PM Monday thru Friday and Saturday 7AM thru 2PM. This is to certify that this load contains no hazardous materials, medical waste or liquids of any type. All loads must be properly contained (tied & Tarp)

NET AMOUNT
451.40
TENDERED
CHANGE
-
CHECK NO.

SIGNATURE _____

Please print or type
(Form designed for use on elite (12-pitch) typewriter.)

NON-HAZARDOUS WASTE MANIFEST

1. Generator's US EPA ID No.: NYP000853349
Manifest Document No.:
2. Page 1 of 1: CD-22

3. Generator's Name and Mailing Address
Former Schenectady Army Depot
P.O. Box 12287, Offutt AFB, NE 68113

4. Generator's Phone (402) 293-2520

See Sect 16

5. Transporter 1 Company Name: Mengiard Brothers Trucking Inc.
6. US EPA ID Number: NYP000[illegible]
A. Transporter's Phone: 518-477-[illegible]

7. Transporter 2 Company Name:
8. US EPA ID Number:
B. Transporter's Phone:

9. Designated Facility Name and Site Address
Colonie Landfill
13-19 New Loudon Road
Cohoes, NY 12047
10. US EPA ID Number: NYTREQUIRED
C. Facility's Phone: 518-783-[illegible]

11. Waste Shipping Name and Description	12. Containers No.	Type	13. Total Quantity	14. Unit Wt/Vol
a. Non DOT, Non RCRA Regulated Material (Non Hazardous Soil)	XX1	DT	EST	?
b.				
c.				
d.				

D. Additional Descriptions for Materials Listed Above
A: App #

E. Handling Codes for Wastes Listed Above

15. Special Handling Instructions and Additional Information
Site: Route 146, Guilderland, NY 12008
Job#WILM-MSCH-
Emergency Contact: Capitol Environmental (302) 652-8994

16. **GENERATOR'S CERTIFICATION:** I certify the materials described above on this manifest are not subject to federal regulations for reporting proper disposal of Hazardous Waste.

Printed/Typed Name	Signature	Month	Day	Year
Jeffrey W. Hubbard	[illegible]	[illegible]	[illegible]	[illegible]

17. Transporter 1 Acknowledgement of Receipt of Materials

Printed/Typed Name	Signature	Month	Day	Year
Stanley Teale	[illegible]	[illegible]	[illegible]	[illegible]

18. Transporter 2 Acknowledgement of Receipt of Materials

Printed/Typed Name	Signature	Month	Day	Year

19. Discrepancy Indication Space

20. Facility Owner or Operator: Certification of receipt of waste materials covered by this manifest except as noted in Item 19.

Printed/Typed Name	Signature	Month	Day	Year

GENERATOR

TRANSPORTER

FACILITY

Printed by J. J. KELLER & ASSOCIATES, INC.
Neenah, WI 54957-0368

GENERATOR'S COPY

Town of Colonie Envir. Service
1319 New Loudon Road
Cohoes, New York 12047

000764 Capital Environmental Services
15 C Trolley Square
Wilmington DE 19806

SITE	TICKET	GRID	WEIGHMASTER
02	089197	L5F	Bob Kennedy

DATE IN	DATE OUT	TIME IN	TIME OUT	VEHICLE	ROLL OFF
07/25/03	07/25/03	07:19	07:19		

REFERENCE	ORIGIN
DES329	TGUI TOWN OF GUILDERLAND

Scale 1 Gross Wt.	69220	LB	Inbound - Charge ticket
Manual Tare Wt.	28220	LB	
Net Weight	41000	LB	

QTY.	UNIT	DESCRIPTION	RATE	EXTENSION	FEE	TOTAL
20.50	TON	OutOfTown Ind. Waste	65.00	1332.50	0.00	1332.50

CD-22

Operating hours 7AM to 3PM Monday thru Friday and Saturday 7AM thru 2PM. This is to certify that this load contains no hazardous materials, medical waste or liquids of any type. All loads must be properly contained (tied & Tarp)
Ship To SCHENECTADY ARMY DEPOT

NET AMOUNT
1332.50
TENDERED
CHANGE
CHECK NO.

SIGNATURE _____

Please print or type
(Form designed for use on elite (12-pitch) typewriter.)

NON-HAZARDOUS WASTE MANIFEST

1. Generator's US EPA ID No. NYP0009[illegible]
Manifest Document No.
2. Page 1 of 1 [illegible]

3. Generator's Name and Mailing Address
Former Schenectady Army Depot
P.O. Box 13287, Offutt AFB, NE 68113
4. Generator's Phone (402) 293-2520

See Sect 15

5. Transporter 1 Company Name
Mangiardi Brothers Trucking, Inc.
6. US EPA ID Number NYP0009[illegible]
A. Transporter's Phone 518-477-8940

7. Transporter 2 Company Name
8. US EPA ID Number
B. Transporter's Phone

9. Designated Facility Name and Site Address
Colonie Landfill
13-19 New Loudon Road
Cohoes, NY 12047
10. US EPA ID Number NOTRE0[illegible]
C. Facility's Phone 518-783-2826

11. Waste Shipping Name and Description	12. Containers No.	Type	13. Total Quantity	14. Unit Wt/Vol
a. Non DOT, Non RCRA Regulated Material (Non-Hazardous Soil)	XX1	DT	ESI	?
b.				
c.				
d.				

D. Additional Descriptions for Materials Listed Above
A. App #

E. Handling Codes for Wastes Listed Above

15. Special Handling Instructions and Additional Information
Site: Route 146, Guilderland, NY 12009
Job#WLM-MSCH-
Emergency Contact: Capitol Environmental (302) 852-8999

16. **GENERATOR'S CERTIFICATION:** I certify the materials described above on this manifest are not subject to federal regulations for reporting proper disposal of Hazardous Waste.

Printed/Typed Name	Signature	Month	Day	Year
[illegible]	[illegible]			

17. Transporter 1 Acknowledgement of Receipt of Materials

Printed/Typed Name	Signature	Month	Day	Year
ROGER [illegible]	[illegible]			

18. Transporter 2 Acknowledgement of Receipt of Materials

Printed/Typed Name	Signature	Month	Day	Year

19. Discrepancy Indication Space

20. Facility Owner or Operator: Certification of receipt of waste materials covered by this manifest except as noted in Item 19.

Printed/Typed Name	Signature	Month	Day	Year

GENERATOR

TRANSPORTER

FACILITY

Printed by J. J. KELLER & ASSOCIATES, INC.
Neenah, WI 54957-0368

GENERATOR'S COPY

12-BLC-M6

_nvir. Service
_udon Road
_iew York 12047

764 Capital Environmental Services
15 C Trolley Square
Wilmington DE 19806

02	089195	L5P2	Bob Kennedy		
DATE IN	DATE OUT	TIME IN	TIME OUT	VEHICLE	ROLL OFF
07/25/03	07/25/03	07:15	07:15		
REFERENCE		ORIGIN			
DES329		TGUI TOWN OF GUILDERLAND			

Scale 1 Gross Wt.	66280	LB	Inbound - Charge ticket
Manual Tare Wt.	28860	LB	
Net Weight	37420	LB	

QTY	UNIT	DESCRIPTION	RATE	EXTENSION	FEE	TOTAL
18.71	TON	OutOfTown Ind. Waste	65.00	1216.15	0.00	1216.15

CD-21

Operating hours 7AM to 3PM Monday thru Friday and Saturday 7AM thru 2PM. This is to certify that this load contains no hazardous materials, medical waste or liquids of any type. All loads must be properly contained (tied & Tarp)
Ship To SCHENECTADY ARMY DEPOT

NET AMOUNT
1216.15
TENDERED
CHANGE
CHECK NO.

SIGNATURE _____

TO REORDER CALL

D. Additional Descriptions for Materials Listed Above

A: App #

E. Handling Codes for Wastes Listed Above

15. Special Handling Instructions and Additional Information

Site: Route 146, Guilderland, NY 12009

Job#WILM-MSCH-

Emergency Contact: Capitol Environmental (302) 652-8999

16. **GENERATOR'S CERTIFICATION:** I certify the materials described above on this manifest are not subject to federal regulations for reporting proper disposal of Hazardous Waste.

Printed/Typed Name	Signature	Month	Day	Year
Jeffrey W Hubbard	for USACE New York	07	25	03

TRANSPORTER

17. Transporter 1 Acknowledgement of Receipt of Materials

Printed/Typed Name	Signature	Month	Day	Year
ROGER SHERMAN		07	25	03

18. Transporter 2 Acknowledgement of Receipt of Materials

Printed/Typed Name	Signature	Month	Day	Year

FACILITY

19. Discrepancy Indication Space

☒ Facility Owner or Operator: Certification of receipt of waste materials covered by this manifest except as noted in Item 19.

Printed/Typed Name	Signature	Month	Day	Year
ROBERT KENNEDY	Robert M. Kennedy	7	25	03

J.J. KELLER & ASSOCIATES, INC.
WI 54957-0368

ORIGINAL - RETURN TO GENERATOR

12-BLC-M6

6:50

STRAIGHT BILL OF LADING

NOT NEGOTIABLE

Shipper No. No 601

Carrier No. #5

Date 7-24-03

Valley Equipment
(Name of Carrier)

TO: Consignee Capitol Environmental Service

Street 15 TROLLEY Square

Destination Colonie Land Fill Code

Route Rt 9

FROM: **VALLEY EQUIPMENT COMPANY, INC.**
16 WILBER AVENUE
SCHENECTADY, NEW YORK 12304-4399
PHONE: (518) 374-6755 FAX (518) 374-1599

Vehicle Number

No. Shipping Units	HM*	Kind of Packaging, Description of Articles, Special Marks and Exceptions	Weight (subject to correction)	Rate	CHARGES
		Contaminated Soil Load #1	15.74 Tons		
		Rt 146 Burdickland			
		Industrial Park Bld #28			

REMIT C.O.D. TO:
ADDRESS

C.O.D. Amt: $

C.O.D. FEE:
PREPAID ☐ $
COLLECT ☐

TOTAL CHARGES: $

FREIGHT CHARGES
Check Box If Charges Are To Be Collect ☐
Freight prepaid except when above box is checked

NOTE – Where the rate is dependent on value, shippers are required to state specifically in writing the agreed or declared value of the property.
The agreed or declared value of the property is hereby specifically stated by the shipper to be not exceeding

$ per

This is to certify that the above named materials are properly classified, described, packaged, marked, and labled, and are in proper condition for transportation according to the applicable regulations of the Department of Transportation.

Signature

Subject to Section 7 of the conditions, if this shipment is to be delivered to the consignee without recourse on the consignor, the consignor shall sign the following statement:
The carrier shall not make delivery of this shipment without payment of freight and all other lawful charges.

Signature of Consignor

RECEIVED, subject to the classifications and lawful filed tariffs in effect on the date of the issue of this Bill of Lading, the property described above in apparent good order, except as noted (contents and condition of contents of packages unknown), marked, consigned, and destined as indicated above which said carrier (the word carrier being understood throughout this contract as meaning any person or corporation in possession of the property under the contract) agrees to carry to its usual place of delivery at said destination. If on its route, otherwise to deliver to another carrier on the route to said destination, it is mutually agreed as to each carrier of all or any of, said property over all or any portion of said route to destination and as to each party at any time interested in all or any said property, that every service to be performed hereunder shall be subject to all the bill of lading terms and conditions in the governing classification on the date of shipment.

Shipper hereby certifies that he is familiar with all the bill of lading terms and conditions in the governing classification and the said terms and conditions are hereby agreed to by the shipper and accepted for himself and his assigns.

SHIPPER **VALLEY EQUIPMENT COMPANY, INC.**

PER

CARRIER

PER

DATE

WHITE(Original) **YELLOW**(Copy)

*Hazardous Materials

CD-1

Please print or type
(Form designed for use on elite (12-pitch) typewriter.)

NON-HAZARDOUS WASTE MANIFEST

1. Generator's US EPA ID No.: NYP000953249
Manifest Document No.:
2. Page 1 of 1: C-2

3. Generator's Name and Mailing Address
Former Schenectady Army Depot
P.O. Box 13287, Offutt AFB, NE 68113
4. Generator's Phone (402) 293-2620

See Sect 15

5. Transporter 1 Company Name: Mangiardi Brothers Trucking, Inc.
6. US EPA ID Number: NYP000097972
A. Transporter's Phone: 518-477-2930

7. Transporter 2 Company Name:
8. US EPA ID Number:
B. Transporter's Phone:

9. Designated Facility Name and Site Address
Colonie Landfill
13-19 New Loudon Road
Cohoes, NY 12047
10. US EPA ID Number: NOTREQUIRED
C. Facility's Phone: 518-783-2826

11. Waste Shipping Name and Description	12. Containers No.	Type	13. Total Quantity	14. Unit Wt/Vol
a. Non DOT, Non RCRA Regulated Material (Non Hazardous Debris)	XX1	DT	EST 20	T
b.				
c.				
d.				

D. Additional Descriptions for Materials Listed Above
A: App #

E. Handling Codes for Wastes Listed Above

15. Special Handling Instructions and Additional Information
Site: Route 146, Guilderland, NY 12005
Job#WILM-MSCH
Emergency Contact: Capitol Environmental (302) 652-8899

16. **GENERATOR'S CERTIFICATION:** I certify the materials described above on this manifest are not subject to federal regulations for reporting proper disposal of Hazardous Waste.

Printed/Typed Name	Signature	Month	Day	Year
[illegible]	[illegible]	[illegible]	[illegible]	[illegible]

17. Transporter 1 Acknowledgement of Receipt of Materials

Printed/Typed Name	Signature	Month	Day	Year
Stanley Fick	[illegible]	[illegible]	[illegible]	[illegible]

18. Transporter 2 Acknowledgement of Receipt of Materials

Printed/Typed Name	Signature	Month	Day	Year

19. Discrepancy Indication Space

20. Facility Owner or Operator: Certification of receipt of waste materials covered by this manifest except as noted in Item 19.

Printed/Typed Name	Signature	Month	Day	Year

GENERATOR

TRANSPORTER

FACILITY

Printed by J. J. KELLER & ASSOCIATES, INC.
Neenah, WI 54957-0368

GENERATOR'S COPY

Town of Colonie Envir. Service
1319 New Loudon Road
Cohoes, New York 12047

000764 Capital Environmental Services
15 C Trolley Square
Wilmington DE 19806

SITE	HOLE	GRID	TAX MONITOR
02	089020	L5P[illegible]	John G. Boncaro

DATE IN	DATE OUT	TIME IN	TIME OUT	VEHICLE	ROLL OFF
07/24/03	07/24/03	08:34	08:43		

REFERENCE	ORIGIN
DES328	TGUI TOWN OF GUILDERLAND

Scale 1 Gross Wt.	63640	LB
Scale 2 Tare Wt.	28220	LB
Net Weight	35420	LB

Inbound - Charge ticket

QTY	UNIT	DESCRIPTION	RATE	EXTENSION	FEE	TOTAL
17.71	TON	Petro Cont. Soil	20.00	354.20	0.00	354.20

CD-2

Operating hours 7AM to 3PM Monday thru Friday and Saturday 7AM thru 2PM. This is to certify that this load contains no hazardous materials, medical waste or liquids of any type. All loads must be properly contained (tied & Tarp)
Ship To CAPITAL ENVIRONMENTAL

NET AMOUNT
354.20
TENDERED
CHANGE
CHECK NO.

SIGNATURE [signature]

Please print or type
(Form designed for use on elite (12-pitch) typewriter.)

NON-HAZARDOUS WASTE MANIFEST

1. Generator's US EPA ID No.: NYP000[illegible]
Manifest Document No.:
2. Page 1 of 1: [illegible]

3. Generator's Name and Mailing Address
Former Schenectady Army Depot
P.O. Box 13287, Offutt AFB, NE 68112
402 [illegible]

See Sect 15

4. Generator's Phone ( )

5. Transporter 1 Company Name: [illegible] Trucking, Inc.
6. US EPA ID Number: NYP000[illegible]
A. Transporter's Phone: 518-477-[illegible]

7. Transporter 2 Company Name:
8. US EPA ID Number:
B. Transporter's Phone:

9. Designated Facility Name and Site Address
Colonie Landfill
13-19 New Loudon Road
Cohoes, NY 12047
10. US EPA ID Number: NOT REQUIRED
C. Facility's Phone: 518-783-2526

11. Waste Shipping Name and Description	12. Containers No.	Type	13. Total Quantity	14. Unit Wt/Vol
a. Non DOT, Non RCRA Regulated Material (Non Hazardous Debris)	XX1	DT	EST	T
b.				
c.				
d.				

D. Additional Descriptions for Materials Listed Above
A: App #

E. Handling Codes for Wastes Listed Above

15. Special Handling Instructions and Additional Information
Site: Route 146, Guilderland, NY 12009
Job#WLM-MSCH-
Emergency Contact: Capitol Environmental (302) 652-8993

16. **GENERATOR'S CERTIFICATION:** I certify the materials described above on this manifest are not subject to federal regulations for reporting proper disposal of Hazardous Waste.

Printed/Typed Name	Signature	Month	Day	Year
Jeffrey W. Hubbard	[signature]	07	24	03

17. Transporter 1 Acknowledgement of Receipt of Materials

Printed/Typed Name	Signature	Month	Day	Year
Hugh Sterritt	[signature]	07	24	03

18. Transporter 2 Acknowledgement of Receipt of Materials

Printed/Typed Name	Signature	Month	Day	Year

19. Discrepancy Indication Space

20. Facility Owner or Operator: Certification of receipt of waste materials covered by this manifest except as noted in Item 19.

Printed/Typed Name	Signature	Month	Day	Year

GENERATOR

TRANSPORTER

FACILITY

Printed by J. J. KELLER & ASSOCIATES, INC.
Neenah, WI 54957-0368

GENERATOR'S COPY

12-BLC-M6

Town of Colonie Envir. Service
1319 New Loudon Road
Cohoes, New York 12047

000764 Capital Environmental Services
15 C Trolley Square
Wilmington DE 19806

02 | 089014 | L5P2 | John G. Bongaro

DATE IN	DATE OUT	TIME IN	TIME OUT	VEHICLE	ROLL OFF
07/24/03	07/24/03	08:21	08:30		

REFERENCE	ORIGINATOR
DES328	TGUI TOWN OF GUILDERLAND

Scale 1 Gross Wt.	66800	LB
Scale 2 Tare Wt.	29020	LB
Net Weight	37780	LB

Inbound - Charge ticket

QTY.	UNIT	DESCRIPTION	RATE	EXTENSION	FEE	TOTAL
18.89	TON	Petro Cont. Soil	20.00	377.80	0.00	377.80

CD-3

Operating hours 7AM to 3PM Monday thru Friday and Saturday 7AM thru 2PM. This is to certify that this load contains no hazardous materials, medical waste or liquids of any type. All loads must be properly contained (tied & Tarp)
Ship To CAPITAL ENVIRONMENTAL

NET AMOUNT
377.80
TENDERED
CHANGE
CHECK NO

SIGNATURE

Town of Colonie Envir. Service
1319 New Loudon Road
Cohoes, New York 12047

000764 Capital Environmental Services
15 C Trolley Square
Wilmington DE 19806

SITE	TICKET	GRID	WEIGHMASTER
02	089015	L5P.	John G. Boncaro

DATE IN	DATE OUT	TIME IN	TIME OUT	VEHICLE	ROLL OFF
07/24/03	07/24/03	08:25	08:36		

REFERENCE	ORIGIN
DES328	TGUI TOWN OF GUILDERLAND

Scale 1 Gross Wt.	67760	LB
Scale 2 Tare Wt.	28720	LB
Net Weight	39040	LB

Inbound - Charge ticket

QTY	UNIT	DESCRIPTION	RATE	EXTENSION	FEE	TOTAL
19.52	TON	Petro Cont. Soil	20.00	390.40	0.00	390.40

CD-41

Operating hours 7AM to 3PM Monday thru Friday and Saturday 7AM thru 2PM. This is to certify that this load contains no hazardous materials, medical waste or liquids of any type. All loads must be properly contained (tied & Tarp)
Ship To CAPITAL ENVIRONMENTAL

NET AMOUNT
390.40
TENDERED
CHANGE
CHECK NO.

SIGNATURE JBP #150

...nie Envir. Service
...w Loudon Road
...oes, New York 12047

000764 Capital Environmental Services
15 C Trolley Square
Wilmington DE 19806

02	089036	L5P2	Bob Kennedy

DATE IN	DATE OUT	TI...	TIME OUT	VEHICLE	ROLL OFF
07/24/03	07/24/03	09:33	09:33		

REFERENCE	ORIGIN
DES328	TGUI TOWN OF GUILDERLAND

Scale 1 Gross Wt.	68760	LB
Manual Tare Wt.	28860	LB
Net Weight	39900	LB

Inbound - Charge ticket

QTY.	UNIT	DESCRIPTION	RATE	EXTENSION	FEE	TOTAL
19.95	TON	Petro Cont. Soil	20.00	399.00	0.00	399.00

CD-5

Operating hours 7AM to 3PM Monday thru Friday and Saturday 7AM thru 2PM. This is to certify that this load contains no hazardous materials, medical waste or liquids of any type. All loads must be properly contained (tied & Tarp)
Ship To CAPITAL ENVIRONMENTAL

NET AMOUNT
399.00
TENDERED
CHANGE
CHECK NO

SIGNATURE

TO REORDE...

D. Additional Descriptions for Materials Listed Above

A: App #

E. Handling Codes for Wastes Listed Above

15. Special Handling Instructions and Additional Information

Site: Route 146, Guilderland, NY 12009

Job#WILM-MSCH-

Emergency Contact: Capitol Environmental (302) 652-8999

16. GENERATOR'S CERTIFICATION: I certify the materials described above on this manifest are not subject to federal regulations for reporting proper disposal of Hazardous W...

Printed/Typed Name	Signature	Month	Day
Jeffrey W Hubbard	Jeffrey W Hubbard USACK New York	07	24

TRANSPORTER

17. Transporter 1 Acknowledgement of Receipt of Materials

Printed/Typed Name	Signature	Month	Day
ROGER SHERMAN	Roger Sherman	07	24

18. Transporter 2 Acknowledgement of Receipt of Materials

Printed/Typed Name	Signature	Month	Day

FACILITY

19. Discrepancy Indication Space

20. Facility Owner or Operator: Certification of receipt of waste materials covered by this manifest except as noted in Item 19.

Printed/Typed Name	Signature	Month	Day
JOHN BONCARO	John Boncaro		

by J. J. KELLER & ASSOCIATES, INC.
WI 54957-0368

ORIGINAL - RETURN TO GENERATOR

Please print or type
(Form designed for use on elite (12-pitch) typewriter.)

NON-HAZARDOUS WASTE MANIFEST

1. Generator's US EPA ID No.	Manifest Document No.	2. Page 1 of
NYP0029334		1

GENERATOR

3. Generator's Name and Mailing Address

Former Schenectady Army Depot
P.O. Box 19287, Offutt AFB, NE 68113

See Item 15

4. Generator's Phone (402) 295-2520

5. Transporter 1 Company Name	6. US EPA ID Number	A. Transporter's Phone
Waste Management of Mohawk Valley, Inc.	NYP000511758	518-477-8881
7. Transporter 2 Company Name	8. US EPA ID Number	B. Transporter's Phone
9. Designated Facility Name and Site Address Colonie Landfill 13-15 New Loudon Road Cohoes, NY 12047	10. US EPA ID Number NYD980535973	C. Facility's Phone 518-783-2526

11. Waste Shipping Name and Description	12. Containers No.	12. Containers Type	13. Total Quantity	14. Unit Wt/Vol
a. Non DOT, Non RCRA Regulated Material (Non Hazardous Debris)	XAI	DT	EST 240	T
b.				
c.				
d.				

D. Additional Descriptions for Materials Listed Above	E. Handling Codes for Wastes Listed Above
A: App 8	

15. Special Handling Instructions and Additional Information

Site: Route 146, Guilderland, NY 12302

Job#MUM-MSCH

Emergency Contact: Capital Environmental (302) 652-5555

16. **GENERATOR'S CERTIFICATION:** I certify the materials described above on this manifest are not subject to federal regulations for reporting proper disposal of Hazardous Waste.

Printed/Typed Name	Signature	Month	Day	Year
Jeffrey L. Hubbard		07	24	02

TRANSPORTER

17. Transporter 1 Acknowledgement of Receipt of Materials

Printed/Typed Name	Signature	Month	Day	Year
HUGH STERRETT		07	24	02

18. Transporter 2 Acknowledgement of Receipt of Materials

Printed/Typed Name	Signature	Month	Day	Year

FACILITY

19. Discrepancy Indication Space

20. Facility Owner or Operator: Certification of receipt of waste materials covered by this manifest except as noted in Item 19.

Printed/Typed Name	Signature	Month	Day	Year

Printed by J. J. KELLER & ASSOCIATES, INC
Neenah, WI 54957-0368

GENERATOR'S COPY

Town of Colonie Envir. Service
1319 New Loudon Road
Cohoes, New York 12047

000764 Capital Environmental Services
15 C Trolley Square
Wilmington DE 19806

SITE	TICKET	GRID	WEIGHMASTER
02	089044	L5P2	Bob Kenne

DATE IN	DATE OUT	TIME IN	TIME OUT	VEHICLE	ROLL OFF
07/24/03	07/24/03	09:58	09:58		

REFERENCE	ORIGIN
DES328	TGUI TOWN OF GUILDERLAND

Scale 1 Gross Wt.	69180	LB	Inbound - Charge ticket
Manual Tare Wt.	29020	LB	
Net Weight	40160	LB	

QTY	UNIT	DESCRIPTION	RATE	EXTENSION	FEE	TOTAL
20.08	TON	Petro Cont. Soil	20.00	401.60	0.00	401.60

CD-6

Operating hours 7AM to 3PM Monday thru Friday and Saturday 7AM thru 2PM. This is to certify that this load contains no hazardous materials, medical waste or liquids of any type. All loads must be properly contained (tied & Tarp)
Ship To CAPITAL ENVIRONMENTAL

NET AMOUNT
401.60
TENDERED
CHANGE
CHECK NO

SIGNATURE

Please print or type
(Form designed for use on elite (12-pitch) typewriter.)

NON-HAZARDOUS WASTE MANIFEST

1. Generator's US EPA ID No.: NYR000953349
Manifest Document No.:
2. Page 1 of 1: CD-7

3. Generator's Name and Mailing Address
Former Schenectady Army Depot
P.O. Box 17267, Offutt AFB, NE 68113
4. Generator's Phone (402) 293-2520

See Sect 15

5. Transporter 1 Company Name: Mangiardi Brothers Trucking Inc.
6. US EPA ID Number: NYR000097972
A. Transporter's Phone: 518-477-2880

7. Transporter 2 Company Name:
8. US EPA ID Number:
B. Transporter's Phone:

9. Designated Facility Name and Site Address
Colonie Landfill
13-19 New Loudon Road
Cohoes, NY 12047
10. US EPA ID Number: NOT REQUIRED
C. Facility's Phone: 518-783-2826

11. Waste Shipping Name and Description	12. Containers No.	Type	13. Total Quantity	14. Unit Wt/Vol
a. Non DOT, Non RCRA Regulated Material (Non Hazardous Debris)	XX1	DT	EST 20	T
b.				
c.				
d.				

D. Additional Descriptions for Materials Listed Above
A. App #

E. Handling Codes for Wastes Listed Above

15. Special Handling Instructions and Additional Information
Site: Route 146, Guilderland, NY 12009
Job#WILM-MSCH
Emergency Contact: Capitol Environmental (302) 652-8220

16. **GENERATOR'S CERTIFICATION:** I certify the materials described above on this manifest are not subject to federal regulations for reporting proper disposal of Hazardous Waste.

Printed/Typed Name	Signature	Month	Day	Year
[illegible]	[illegible]	07	29	03

17. Transporter 1 Acknowledgement of Receipt of Materials

Printed/Typed Name	Signature	Month	Day	Year
[illegible]	[illegible]	07	29	03

18. Transporter 2 Acknowledgement of Receipt of Materials

Printed/Typed Name	Signature	Month	Day	Year

19. Discrepancy Indication Space

20. Facility Owner or Operator: Certification of receipt of waste materials covered by this manifest except as noted in Item 19.

Printed/Typed Name	Signature	Month	Day	Year

GENERATOR

TRANSPORTER

FACILITY

Printed by J. J. KELLER & ASSOCIATES, INC.
Neenah, WI 54957-0368

GENERATOR'S COPY

12-BLC-M6

Town of Colonie Envir. Service
1319 New Loudon Road
Cohoes, New York 12047

0764 Capital Environmental Services
15 C Trolley Square
Wilmington DE 19806

SITE	TICKET	GRID	WEIGHMASTER
02	089045	L5P2	Bob Kennedy

DATE IN	DATE OUT	TIME IN	TIME OUT	VEHICLE	ROLL OFF
07/24/03	07/24/03	10:00	10:00		

REFERENCE	ORIGIN
DES328	TGUI TOWN OF GUILDERLAND

Scale 1 Gross Wt.	67720	LB
Manual Tare Wt.	28720	LB
Net Weight	39000	LB

Inbound - Charge ticket

QTY	UNIT	DESCRIPTION	RATE	EXTENSION	FEE	TOTAL
19.50	TON	Petro Cont. Soil	20.00	390.00	0.00	390.00

CD-7

Operating hours 7AM to 3PM Monday thru Friday and Saturday 7AM thru 2PM. This is to certify that this load contains no hazardous materials, medical waste or liquids of any type. All loads must be properly contained (tied & Tarp)
Ship To CAPITAL ENVIRONMENTAL

NET AMOUNT
390.00
TENDERED
CHANGE
-
CHECK NO.

SIGNATURE #150 SRB

Please print or type
(Form designed for use on elite (12-pitch) typewriter.)

NON-HAZARDOUS WASTE MANIFEST

1. Generator's US EPA ID No.: NYP000953948
Manifest Document No.:
2. Page 1 of 1

3. Generator's Name and Mailing Address
Former Schenectady Army Depot
P.O. Box 13287, Offutt AFB, NE 68113
4. Generator's Phone (402) 293-2520

See Sect 15

5. Transporter 1 Company Name: Mangiarti Brothers Trucking, Inc.
6. US EPA ID Number: NYP000[illegible]
A. Transporter's Phone: 518-[illegible]

7. Transporter 2 Company Name:
8. US EPA ID Number:
B. Transporter's Phone:

9. Designated Facility Name and Site Address
Colonie Landfill
13-19 New Loudon Road
Cohoes, NY 12047
10. US EPA ID Number: NOTRFOUND
C. Facility's Phone: 518-783-2826

11. Waste Shipping Name and Description	12. Containers No.	Type	13. Total Quantity	14. Unit Wt/Vol
a. Non DOT, Non RCRA Regulated Material (Non Hazardous Debris)	XX1	DT	EST 20	T
b.				
c.				
d.				

D. Additional Descriptions for Materials Listed Above
A: App #

E. Handling Codes for Wastes Listed Above

15. Special Handling Instructions and Additional Information
Site: Route 146, Guilderland, NY 12009
Job#WLM-MSCH-
Emergency Contact: Capital Environmental (302) 662-[illegible]

16. **GENERATOR'S CERTIFICATION:** I certify the materials described above on this manifest are not subject to federal regulations for reporting proper disposal of Hazardous Waste.

Printed/Typed Name	Signature	Month	Day	Year
[illegible]	[illegible]	02	04	03

17. Transporter 1 Acknowledgement of Receipt of Materials

Printed/Typed Name	Signature	Month	Day	Year
[illegible]	[illegible]	02	04	03

18. Transporter 2 Acknowledgement of Receipt of Materials

Printed/Typed Name	Signature	Month	Day	Year

19. Discrepancy Indication Space

20. Facility Owner or Operator: Certification of receipt of waste materials covered by this manifest except as noted in Item 19.

Printed/Typed Name	Signature	Month	Day	Year

GENERATOR

TRANSPORTER

FACILITY

Printed by J. J. KELLER & ASSOCIATES, INC.
Neenah, WI 54957-0368

GENERATOR'S COPY

Town of Colonie Envir. Service
1319 New Loudon Road
Cohoes, New York 12047

000764 Capital Environmental Services
15 C Trolley Square
Wilmington DE 19806

02	089052	L5P'	Bob Kennedy

DATE IN	DATE OUT	TIME IN	TIME OUT	VEHICLE	ROLL OFF
07/24/03	07/24/03	10:11	10:11		

REFERENCE	ORIGIN
DES328	TGUI TOWN OF GUILDERLAND

Scale 1 Gross Wt.	67120	LB	Inbound - Charge ticket
Manual Tare Wt.	28220	LB	
Net Weight	38900	LB	

QTY	UNIT	DESCRIPTION	RATE	EXTENSION	FEE	TOTAL
19.45	TON	Petro Cont. Soil	20.00	389.00	0.00	389.00

CD-8

Operating hours 7AM to 3PM Monday thru Friday and Saturday 7AM thru 2PM. This is to certify that this load contains no hazardous materials, medical waste or liquids of any type. All loads must be properly contained (tied & Tarp)
Ship To CAPITAL ENVIRONMENTAL

NET AMOUNT
389.00
TENDERED
CHANGE
CHECK NO.

SIGNATURE _____

Please print or type
(Form designed for use on elite (12-pitch) typewriter.)

NON-HAZARDOUS WASTE MANIFEST

1. Generator's US EPA ID No. · N · Y · 2 · 0 · 0 · 0 · 0 · 5 · 2 · 2 · 4 · 0

Manifest Document No. . . . . .

2. Page 1 of 1 C-10

3. Generator's Name and Mailing Address

Former Schenectady Army Depot
P.O. Box 13287, Offutt AFB, NE 68113

See Seal 15

4. Generator's Phone (402) 294-5520

5. Transporter 1 Company Name J.H. Petty Inc
Integrated Systems Trucking Inc

6. US EPA ID Number · N · Y · 5 · 4 · 0 · 0 · 0 · 6 · 8 · 4 · 3

A. Transporter's Phone 518-477-2[illegible]

7. Transporter 2 Company Name

8. US EPA ID Number . . . . . .

B. Transporter's Phone

9. Designated Facility Name and Site Address
Colonie Landfill
13-19 New Loudon Road
Colonie, NY 12047

10. US EPA ID Number · N · Y · 4 · 8 · 5 · 0 · 1 · 9 · 5 · 0

C. Facility's Phone 518-783-2608

11. Waste Shipping Name and Description	12. Containers No.	Type	13. Total Quantity	14. Unit Wt/Vol
a. Non DOT, Non RCRA Regulated Material (Non Hazardous Debris)	XXI	DT	EST 200	T
b.				
c.				
d.				

D. Additional Descriptions for Materials Listed Above

A: App #

E. Handling Codes for Wastes Listed Above

15. Special Handling Instructions and Additional Information

Site: Route 146, Guilderland, NY 12009

Job#WELM-MSCH

Emergency Contact: Capital Environmental (202) 862-8686

GENERATOR

16. **GENERATOR'S CERTIFICATION:** I certify the materials described above on this manifest are not subject to federal regulations for reporting proper disposal of Hazardous Waste.

Printed/Typed Name	Signature	Month	Day	Year
Joe Hubbard		12	2	96

TRANSPORTER

17. Transporter 1 Acknowledgement of Receipt of Materials

Printed/Typed Name	Signature	Month	Day	Year
Hank Stanley II		12	2	96

18. Transporter 2 Acknowledgement of Receipt of Materials

Printed/Typed Name	Signature	Month	Day	Year
		.	.	.

FACILITY

19. Discrepancy Indication Space

20. Facility Owner or Operator: Certification of receipt of waste materials covered by this manifest except as noted in Item 19.

Printed/Typed Name	Signature	Month	Day	Year
		.	.	.

Printed by J. J. KELLER & ASSOCIATES, INC.
Neenah, WI 54957-0368

GENERATOR'S COPY

Town of Colonie Envir. Service
1319 New Loudon Road
Cohoes, New York 12047

000764 Capital Environmental Services
15 C Trolley Square
Wilmington DE 19806

02	089090	L5P2		Bob Kennedy	
DATE IN	DATE OUT	TIME IN	TIME OUT	VEHICLE	ROLL OFF
07/24/03	07/24/03	11:23	11:23		
REFERENCE		ORIGIN			
DES328		TGUI TOWN OF GUILDERLAND			

Scale 1 Gross Wt.	66480	LB
Manual Tare Wt.	29020	LB
Net Weight	37460	LB

Inbound - Charge ticket

QTY	UNIT	DESCRIPTION	RATE	EXTENSION	FEE	TOTAL
18.73	TON	Petro Cont. Soil	20.00	374.60	0.00	374.60

CD 10

Operating hours 7AM to 3PM Monday thru Friday and Saturday 7AM thru 2PM. This is to certify that this load contains no hazardous materials, medical waste or liquids of any type. All loads must be properly contained (tied & Tarp)
Ship To CAPITAL ENVIRONMENTAL

NET AMOUNT
374.60
TENDERED
CHANGE
CHECK NO.

SIGNATURE

Town of Colonie Envir. Service
1319 New Loudon Road
Cohoes, New York 12047

64 Capital Environmental Services
15 C Trolley Square
Wilmington DE 19806

02	089092	L5P2		Bob Kennedy	
DATE IN	DATE OUT	TIME IN	TIME OUT	VEHICLE	ROLL OFF
07/24/03	07/24/03	11:27	11:27		

REFERENCE	ORIGIN
DES328	TGUI TOWN OF GUILDERLAND

Scale 1 Gross Wt.	69080	LB
Manual Tare Wt.	28720	LB
Net Weight	40360	LB

Inbound - Charge ticket

QTY	UNIT	DESCRIPTION	RATE	EXTENSION	FEE	TOTAL
20.18	TON	Petro Cont. Soil	20.00	403.60	0.00	403.60

CD-11

Operating hours 7AM to 3PM Monday thru Friday and Saturday 7AM thru 2PM. This is to certify that this load contains no hazardous materials, medical waste or liquids of any type. All loads must be properly contained (tied & Tarp)
Ship To CAPITAL ENVIRONMENTAL

NET AMOUNT
403.60
TENDERED
CHANGE
CHECK NO.
#150 JRP

SIGNATURE

Town of Colonie Envir. Service
1319 New Loudon Road
Cohoes, New York 12047

0764 Capital Environmental Services
15 C Trolley Square
Wilmington DE 19806

02	089099	L5P2		Bob Kennedy	
DATE IN	DATE OUT	TIME IN	TIME OUT	VEHICLE	ROLL OFF
07/24/03	07/24/03	11:38	11:38		
REFERENCE		ORIGIN			
DES328		TGUI TOWN OF GUILDERLAND			

Scale 1 Gross Wt.	65380	LB
Manual Tare Wt.	28220	LB
Net Weight	37160	LB

Inbound - Charge ticket

QTY	UNIT	DESCRIPTION	RATE	EXTENSION	FEE	TOTAL
18.58	TON	Petro Cont. Soil	20.00	371.60	0.00	371.60

CD-12

Operating hours 7AM to 3PM Monday thru Friday and Saturday 7AM thru 2PM. This is to certify that this load contains no hazardous materials, medical waste or liquids of any type. All loads must be properly contained (tied & Tarp)
Ship To CAPITAL ENVIRONMENTAL

NET AMOUNT
371.60
TENDERED
CHANGE
CHECK NO.

SIGNATURE _____

Please print or type
(Form designed for use on elite (12-pitch) typewriter.)

NON-HAZARDOUS WASTE MANIFEST

1. Generator's US EPA ID No. NYP000953349
Manifest Document No.
2. Page 1 of 1 [illegible]

3. Generator's Name and Mailing Address
Former Schenectady Army Depot
P.O. Box 13287, Offutt AFB, NE 68113
See Sect 15

4. Generator's Phone (402) 292-2520

5. Transporter 1 Company Name
Mangiardi Brothers Trucking, Inc.

6. US EPA ID Number NYP000057972

A. Transporter's Phone 518-477-8940

7. Transporter 2 Company Name

8. US EPA ID Number

B. Transporter's Phone

9. Designated Facility Name and Site Address
Colonie Landfill
13-19 New Loudon Road
Cohoes, NY 12047

10. US EPA ID Number NOTRFOULNSD

C. Facility's Phone 518-783-2826

11. Waste Shipping Name and Description	12. Containers No.	Type	13. Total Quantity	14. Unit Wt/Vol
a. Non DOT, Non RCRA Regulated Material (Non Hazardous Debris)	XX1	DT	EST 20	T
b.				
c.				
d.				

D. Additional Descriptions for Materials Listed Above
A: App #

E. Handling Codes for Wastes Listed Above

15. Special Handling Instructions and Additional Information
Site: Route 146, Guilderland, NY 12009
Job#WLM-MSCH-
Emergency Contact: Capitol Environmental (302) 652-8990

16. **GENERATOR'S CERTIFICATION:** I certify the materials described above on this manifest are not subject to federal regulations for reporting proper disposal of Hazardous Waste.

Printed/Typed Name	Signature	Month	Day	Year
[illegible]	[illegible]	[illegible]	[illegible]	[illegible]

17. Transporter 1 Acknowledgement of Receipt of Materials

Printed/Typed Name	Signature	Month	Day	Year
[illegible]	[illegible]	[illegible]	[illegible]	[illegible]

18. Transporter 2 Acknowledgement of Receipt of Materials

Printed/Typed Name	Signature	Month	Day	Year

19. Discrepancy Indication Space

20. Facility Owner or Operator: Certification of receipt of waste materials covered by this manifest except as noted in Item 19.

Printed/Typed Name	Signature	Month	Day	Year

GENERATOR

TRANSPORTER

FACILITY

Printed by J. J. KELLER & ASSOCIATES, INC.
Neenah, WI 54957-0368

GENERATOR'S COPY

12-BLK-M6

Town of Colonie Envir. Service
1319 New Loudon Road
Cohoes, New York 12047

000764 Capital Environmental Services
15 C Trolley Square
Wilmington DE 19806

SITE	TICKET	GRID	WEIGHMASTER
02	089125	L5F	Bob Kennedy

DATE IN	DATE OUT	TIME IN	TIME OUT	VEHICLE	ROLL OFF
07/24/03	07/24/03	12:41	12:41		

REFERENCE	ORIGIN
DES328	TGUI TOWN OF GUILDERLAND

Scale 1 Gross Wt.	72320	LB
Manual Tare Wt.	28720	LB
Net Weight	43600	LB

Inbound - Charge ticket

QTY	UNIT	DESCRIPTION	RATE	EXTENSION	FEE	TOTAL
21.80	TON	Petro Cont. Soil	20.00	436.00	0.00	436.00

CD-14

Operating hours 7AM to 3PM Monday thru Friday and Saturday 7AM thru 2PM. This is to certify that this load contains no hazardous materials, medical waste or liquids of any type. All loads must be properly contained (tied & Tarp)
Ship To CAPITAL ENVIRONMENTAL

SIGNATURE [signature] #150 JRP

NET AMOUNT
436.00
TENDERED
CHANGE
CHECK NO.

Please print or type
(Form designed for use on elite (12-pitch) typewriter.)

NON-HAZARDOUS WASTE MANIFEST

1. Generator's US EPA ID No.: NYP000953349
Manifest Document No.:
2. Page 1 of 1 — CD-15

3. Generator's Name and Mailing Address
Former Schenectady Army Depot
P.O. Box 13267, Offutt AFB, NE 68113
4. Generator's Phone (402) 293-2520

See Sect 15

5. Transporter 1 Company Name: Mangiardi Brothers Trucking, Inc
6. US EPA ID Number: NYP000097672
A. Transporter's Phone: 518-477-8940

7. Transporter 2 Company Name:
8. US EPA ID Number:
B. Transporter's Phone:

9. Designated Facility Name and Site Address
Colonie Landfill
13-19 New Loudon Road
Cohoes, NY 12047
10. US EPA ID Number: NOTRACOUNTED
C. Facility's Phone: 518-783-2828

11. Waste Shipping Name and Description	12. Containers No.	Type	13. Total Quantity	14. Unit Wt/Vol
a. Non DOT, Non RCRA Regulated Material (Non Hazardous Debris)	XX1	DT	EST	T
b.			20	
c.				
d.				

D. Additional Descriptions for Materials Listed Above
A: App #

E. Handling Codes for Wastes Listed Above

15. Special Handling Instructions and Additional Information
Site: Route 146, Guilderland, NY 12009
Job#WILM-MSCH-
Emergency Contact: Capitol Environmental (302) 652-8999

16. **GENERATOR'S CERTIFICATION:** I certify the materials described above on this manifest are not subject to federal regulations for reporting proper disposal of Hazardous Waste.

Printed/Typed Name	Signature	Month	Day	Year
Jeffrey W. Hubbard	[signature]	07	24	03

17. Transporter 1 Acknowledgement of Receipt of Materials

Printed/Typed Name	Signature	Month	Day	Year
Hugh Sterritt	[signature]	07	24	03

18. Transporter 2 Acknowledgement of Receipt of Materials

Printed/Typed Name	Signature	Month	Day	Year

19. Discrepancy Indication Space

20. Facility Owner or Operator: Certification of receipt of waste materials covered by this manifest except as noted in Item 19.

Printed/Typed Name	Signature	Month	Day	Year

GENERATOR — TRANSPORTER — FACILITY

Printed by J. J. KELLER & ASSOCIATES, INC.
Neenah, WI 54957-0368

GENERATOR'S COPY

Town of Colonie Envir. Service
1319 New Loudon Road
Cohoes, New York 12047

000764 Capital Environmental Services
15 C Trolley Square
Wilmington DE 19806

02	089128	L5F	Bob Kennedy

DATE IN	DATE OUT	TIME IN	TIME OUT	VEHICLE	ROLL OFF
07/24/03	07/24/03	12:47	12:47		

REFERENCE	ORIGIN
DES328	TGUI TOWN OF GUILDERLAND

Scale 1 Gross Wt.	73220	LB
Manual Tare Wt.	29020	LB
Net Weight	44200	LB

Inbound - Charge ticket

QTY	UNIT	DESCRIPTION	RATE	EXTENSION	FEE	TOTAL
22.10	TON	Petro Cont. Soil	20.00	442.00	0.00	442.00

CP-15

Operating hours 7AM to 3PM Monday thru Friday and Saturday 7AM thru 2PM. This is to certify that this load contains no hazardous materials, medical waste or liquids of any type. All loads must be properly contained (tied & Tarp)
Ship To CAPITAL ENVIRONMENTAL

NET AMOUNT
442.00
TENDERED
CHANGE
CHECK NO.

SIGNATURE

Town of Colonie Envir. Service
1319 New Loudon Road
Cohoes, New York 12047

000764 Capital Environmental Services
15 C Trolley Square
Wilmington DE 19806

SITE	SOURCE	GRID	WEIGHMASTER
02	089133	L5P	Bob Kennedy

DATE IN	DATE OUT	TIME IN	TIME OUT	VEHICLE	ROLL OFF
07/24/03	07/24/03	12:58	12:58		

REFERENCE	ORIGIN
DES328	TGUI TOWN OF GUILDERLAND

Scale 1 Gross Wt.	73460	LB
Manual Tare Wt.	28220	LB
Net Weight	45240	LB

Inbound - Charge ticket

QTY	UNIT	DESCRIPTION	RATE	EXTENSION	FEE	TOTAL
22.62	TON	Petro Cont. Soil	20.00	452.40	0.00	452.40

CD-16

Operating hours 7AM to 3PM Monday thru Friday and Saturday 7AM thru 2PM. This is to certify that this load contains no hazardous materials, medical waste or liquids of any type. All loads must be properly contained (tied & Tarp)
Ship To CAPITAL ENVIRONMENTAL

NET AMOUNT
452.40
TENDERED
CHANGE
CHECK NO.

SIGNATURE _____

HT BILL OF LADING

Shipper No.

Carrier No. #5

...r. Service
...r Road
...York 12047

...Capital Environmental Services
...5 C Trolley Square
Wilmington DE 19806

SITE	TICKET	GRID	WEIGHMASTER
02	089158	L5P2	John G. Boncaro

DATE IN	DATE OUT	TIME IN	TIME OUT	VEHICLE	ROLL OFF
07/24/03	07/24/03	13:51	13:51		

REFERENCE	ORIGIN
DES328	TGUI TOWN OF GUILDERLAND

Scale 1 Gross Wt.	74340	LB	Inbound - Charge ticket
Manual Tare Wt.	28860	LB	
Net Weight	45480	LB	

QTY.	UNIT	DESCRIPTION	RATE	EXTENSION	FEE	TOTAL
22.74	TON	Petro Cont. Soil	20.00	454.80	0.00	454.80

CD-17

Operating hours 7AM to 3PM Monday thru Friday and Saturday 7AM thru 2PM. This is to certify that this load contains no hazardous materials, medical waste or liquids of any type. All loads must be properly contained (tied & Tarp)
Ship To CAPITAL ENVIRONMENTAL

NET AMOUNT
454.80
TENDERED
CHANGE
CHECK NO

SIGNATURE _____

R CAL | D. Additional Descriptions for Materials Listed Above

Please print or type
(Form designed for use on elite (12-pitch) typewriter.)

NON-HAZARDOUS WASTE MANIFEST

1. Generator's US EPA ID No.: NYP000953349
Manifest Document No.:
2. Page 1 of 1

3. Generator's Name and Mailing Address
Former Schenectady Army Depot
P.O. Box 13287, Offutt AFB, NE 68113
402 293-2520

See Sect 15

4. Generator's Phone ( )

5. Transporter 1 Company Name: J R Pietrosanti
Mangiafili Brothers Trucking, Inc.

6. US EPA ID Number: NYP000000[illegible]

A. Transporter's Phone: 518-477-6949

7. Transporter 2 Company Name:

8. US EPA ID Number:

B. Transporter's Phone:

9. Designated Facility Name and Site Address
Colonie Landfill
13-19 New Loudon Road
Cohoes, NY 12047

10. US EPA ID Number: NOT REQUIRED

C. Facility's Phone: 518-783-2826

11. Waste Shipping Name and Description	12. Containers No.	Type	13. Total Quantity	14. Unit Wt/Vol
a. Non DOT, Non RCRA Regulated Material (Non Hazardous Debris)	XX1	DT	EST 20	T
b.				
c.				
d.				

D. Additional Descriptions for Materials Listed Above
A: App #

E. Handling Codes for Wastes Listed Above

15. Special Handling Instructions and Additional Information
Site: Route 146, Guilderland, NY 12009
Job#WILM-MSCH-
Emergency Contact: Capitol Environmental (302) 652-8999

16. **GENERATOR'S CERTIFICATION:** I certify the materials described above on this manifest are not subject to federal regulations for reporting proper disposal of Hazardous Waste.

Printed/Typed Name	Signature	Month	Day	Year
[illegible]	[illegible]	07	2[illegible]	03

17. Transporter 1 Acknowledgement of Receipt of Materials

Printed/Typed Name	Signature	Month	Day	Year
		07	2[illegible]	03

18. Transporter 2 Acknowledgement of Receipt of Materials

Printed/Typed Name	Signature	Month	Day	Year
[illegible]	[illegible]			

19. Discrepancy Indication Space

20. Facility Owner or Operator: Certification of receipt of waste materials covered by this manifest except as noted in Item 19.

Printed/Typed Name	Signature	Month	Day	Year

GENERATOR

TRANSPORTER

FACILITY

Printed by J. J. KELLER & ASSOCIATES, INC.
Neenah, WI 54957-0368

GENERATOR'S COPY

12-BLC-M6

07/24/2003 15:38 518-756-3282

J R PIETROPAOLI INC

Town of Colonie Envir. Service
1319 New Loudon Road
Cohoes, New York 12047

000764 Capital Environmental Services
15 C Trolley Square
Wilmington DE 19806

02	089166	L5P2	John G. Boncaro

DATE IN	DATE OUT	TIME IN	TIME OUT	VEHICLE	ROLL OFF
07/24/03	07/24/03	14:09	14:09		

REFERENCE	ORIGIN
DES328	TGUI TOWN OF GUILDERLAND

Inbound - Charge ticket

Scale 1 Gross Wt.	72640	LB
Manual Tare Wt.	28720	LB
Net Weight	43920	LB

QTY.	UNIT	DESCRIPTION	RATE	EXTENSION	FEE	TOTAL
21.96	TON	Petro Cont. Soil	20.00	439.20	0.00	439.20

CD-18

~~Operating hours 7AM to 3PM Monday thru Friday~~
and Saturday 7AM thru 2PM. This is to certify that this load contains no hazardous materials, medical waste or liquids of any type. All loads must be properly contained (tied & Tarp)
Ship To CAPITAL ENVIRONMENTAL

#150
JRP

SIGNATURE

NET AMOUNT
439.20
TENDERED
CHANGE
CHECK NO.

)wn of Colonie Envlr. Service
)19 New Loudon Road
)hoes, New York 12047

)0764 Capital Environmental Services
15 C Trolley Square
Wilmington DE 19806

SITE	TICKET	GRID	WEIGHMASTER
02	089167	L5P2	John G. Boncaro

DATE IN	DATE OUT	TIME IN	TIME OUT	VEHICLE	ROLL OFF
07/24/03	07/24/03	14:11	14:11		

REFERENCE	ORIGIN
DES328	TGUI TOWN OF GUILDERLAND

Inbound - Charge ticket

Scale 1 Gross Wt.	75280	LB
Manual Tare Wt.	29020	LB
Net Weight	46260	LB

QTY.	UNIT	DESCRIPTION	RATE	EXTENSION	FEE	TOTAL
23.13	TON	Petro Cont. Soil	20.00	462.60	0.00	462.60

NET AMOUNT
462.60
TENDERED
CHANGE
CHECK NO

~~erating hours 7AM to 3PM Monday thru Friday~~
1 Saturday 7AM thru 2PM. This is to certify that this load
ntains no hazardous materials, medical waste or liquids of
/ type. All loads must be properly contained (tied & Tarp)
p To CAPITAL ENVIRONMENTAL

CD-19

A10A

07/25/2003 15:46 7665611 VALLEY PAGE 01

1319 New Loudon Road
Cohoes, New York 12047

000764 Capital Environmental Services
15 C Trolley Square
Wilmington DE 19806

02 | 089173 | LSP9 | John G. Boncaro

DATE IN	DATE OUT	TIME IN	TIME OUT	VEHICLE	ROLL OFF
07/24/03	07/24/03	14:27	14:27		

REFERENCE	ORIGIN
DES328	TGUI TOWN OF GUILDERLAND

Scale 1 Gross Wt.	71140	LB
Manual Tare Wt.	28220	LB
Net Weight	42920	LB

Inbound - Charge ticket

QTY	UNIT	DESCRIPTION	RATE	EXTENSION	FEE	TOTAL
21.46	TON	Petro Cont. Soil	20.00	429.20	0.00	429.20

CD-2C

Operating hours 7AM to 3PM Monday thru Friday and Saturday 7AM thru 2PM. This is to certify that this load contains no hazardous materials, medical waste or liquids of any type. All loads must be properly contained (tied & Tarp)
Ship To CAPITAL ENVIRONMENTAL

NET AMOUNT
429.20
TENDERED
CHANGE
CHECK NO.

SIGNATURE _____

Type print or type
(Form designed for use on elite (12-pitch) typewriter)

NON-HAZARDOUS WASTE MANIFEST

1. Generator's US EPA ID No.: N.Y.P.0.0.0.8.5.3.3.4.9
Manifest Document No.:
2. Page 1 of 1
AC-26

3. Generator's Name and Mailing Address
Former Schenectady Army Depot
P.O. Box 13287, Offutt AFB, NE 68113
4. Generator's Phone (402) 293-2520

See Sect 15

5. Transporter 1 Company Name: Mangiardi Brothers Trucking, Inc
6. US EPA ID Number: N.Y.R.0.0.0.0.9.7.9.7.2
A. Transporter's Phone: 518-477-8940

7. Transporter 2 Company Name:
8. US EPA ID Number:
B. Transporter's Phone:

9. Designated Facility Name and Site Address
City of Albany Landfill
Rapp Road
Albany, NY 12205
10. US EPA ID Number: N.O.T.R.E.Q.U.I.R.E.D
C. Facility's Phone: 518-869-3651

11. Waste Shipping Name and Description	12. Containers No.	Type	13. Total Quantity	14. Unit Wt/Vol
a. Non DOT, Non RCRA Regulated Material (Non Hazardous Soil) Lot 2029	XX1	DT	EST 38	T
b.				
c.				
d.				

D. Additional Descriptions for Materials Listed Above
A: App #

E. Handling Codes for Wastes Listed Above

15. Special Handling Instructions and Additional Information
Site: Route 146, Guilderland, NY 12009
Job#WILM-MSCH-
Emergency Contact: Capitol Environmental (302) 652-8999

16. **GENERATOR'S CERTIFICATION:** I certify the materials described above on this manifest are not subject to federal regulations for reporting proper disposal of Hazardous Waste.

Printed/Typed Name	Signature	Month	Day	Year
[illegible]	[illegible]	07	28	03

17. Transporter 1 Acknowledgement of Receipt of Materials

Printed/Typed Name	Signature	Month	Day	Year
DAN TAYOR	Dan [illegible]	07	28	03

18. Transporter 2 Acknowledgement of Receipt of Materials

Printed/Typed Name	Signature	Month	Day	Year

19. Discrepancy Indication Space

20. Facility Owner or Operator: Certification of receipt of waste materials covered by this manifest except as noted in Item 19.

Printed/Typed Name	Signature	Month	Day	Year

GENERATOR

TRANSPORTER

FAC

TY

[illegible] ASSOCIATES, INC.
[illegible]

GENERATOR'S COPY

CITY OF ALBANY
DEPARTMENT OF GENERAL SERVICES
Rapp Road Waste Management Facility
525 Rapp Rd • Albany, N.Y. 12205
(518) 869-3651

006059 Steve Kalka, LLC
427 Main Street
Hurleyville NY 12747

SITE	TICKET	GRID	WEIGHMASTER
02	154239	P4 I	Kelly Dwyer

DATE IN	DATE OUT	TIME IN	TIME OUT	VEHICLE	ROLL OFF
07/28/03	07/28/03	12:24	12:41	7001	

REFERENCE	ORIGIN
2029-30	

Scale 1 Gross Wt. 105680 LB
Scale 2 Tare Wt. 38740 LB
Net Weight 66940 LB

Inbound - Cash ticket

QTY.	UNIT	DESCRIRTION	RATE	EXTENSION	FEE	TOTAL
33.47	TON	CONTAMINATED SOIL	22.00	736.25	0.00	736.25

AC-26

Operating hours: 7 am to 3 pm, Monday - Friday
THIS IS TO CERTIFY THAT THIS LOAD DOES NOT CONTAIN ANY NON ACCEPTABLE MATERIALS AS DEFINED BY LANDFILL PERMIT AGREEMENT

NET AMOUNT
736.25
TENDERED
736.25
CHANGE
0.00

LOT # 2029

CHECK NO. 1000

SIGNATURE _____

CITY OF ALBANY
DEPARTMENT OF GENERAL SERVICES
Rapp Road Waste Management Facility
525 Rapp Rd • Albany, N.Y. 12205
(518) 869-3651

SITE	TICKET	GRID	WEIGHMASTER
02	154218	P4 I	Kelly Dwyer

DATE IN	DATE OUT	TIME IN	TIME OUT	VEHICLE	ROLL OFF
07/28/03	07/28/03	11:17	11:32	7001	

REFERENCE	ORIGIN
2029-30	

006025 Capitol Environmental Services
8229 Boone Blvd.
Vienna VA 22182

Inbound - Charge ticket

Scale 1 Gross Wt.	109920	LB
Scale 2 Tare Wt.	38800	LB
Net Weight	71120	LB

QTY.	UNIT	DESCRIPTION	RATE	EXTENSION	FEE	TOTAL
35.56	TON	CONTAMINATED SOIL AC-25	22.00	782.32	0.00	782.32

Operating hours: 7 am to 3 pm, Monday - Friday
THIS IS TO CERTIFY THAT THIS LOAD DOES NOT CONTAIN ANY NON ACCEPTABLE MATERIALS AS DEFINED BY LANDFILL PERMIT AGREEMENT

NET AMOUNT
782.32
TENDERED
CHANGE
CHECK NO.

LOT # 2029

CITY OF ALBANY
DEPARTMENT OF GENERAL SERVICES
Rapp Road Waste Management Facility
525 Rapp Rd • Albany, N.Y. 12205
(518) 869-3651

SITE	TICKET	GRID	WEIGHMASTER
02	154218	P4 I	Kelly Dwyer

DATE IN	DATE OUT	TIME IN	TIME OUT	VEHICLE	ROLL OFF
07/28/03	07/28/03	11:17	11:32	7001	

REFERENCE	ORIGIN
2029-30	

006025 Capitol Environmental Services
8229 Boone Blvd.
Vienna VA 22182

Scale 1 Gross Wt.	109920	LB	Inbound - Charge ticket
Scale 2 Tare Wt.	38800	LB	
Net Weight	71120	LB	

QTY	UNIT	DESCRIPTION	RATE	EXTENSION	FEE	TOTAL
35.56	TON	CONTAMINATED SOIL	22.00	782.32	0.00	782.32

Operating hours: 7 am to 3 pm, Monday - Friday
THIS IS TO CERTIFY THAT THIS LOAD DOES NOT CONTAIN ANY NON ACCEPTABLE MATERIALS AS DEFINED BY LANDFILL PERMIT AGREEMENT

LOT # 2029

NET AMOUNT
782.32
TENDERED
CHANGE
CHECK NO.

SIGNATURE _____

AC-25

NON-HAZARDOUS WASTE MANIFEST

1. Generator's US EPA ID No. N·Y·P·0·0·0·9·5·3·3·4·9 | Manifest Document No. | 2. Page 1 of 1 | AC-24

3. Generator's Name and Mailing Address
Former Schenectady Army Depot
P.O. Box 13287, Offutt AFB, NE 68113
4. Generator's Phone (402) 293-2520

See Sect 15

5. Transporter 1 Company Name: Mangiardi Brothers Trucking, Inc. | 6. US EPA ID Number: N·Y·R·0·0·0·0·9·7·9·7·2 | A. Transporter's Phone: 518-477-8940

7. Transporter 2 Company Name | 8. US EPA ID Number | B. Transporter's Phone

9. Designated Facility Name and Site Address
City of Albany Landfill
Rapp Road
Albany, NY 12205
10. US EPA ID Number: N·O·T·R·F·O·U·L·R·S·O | C. Facility's Phone: 518-869-3851

11. Waste Shipping Name and Description	12. Containers No.	12. Containers Type	13. Total Quantity	14. Unit Wt/Vol
a. Non DOT, Non RCRA Regulated Material (Non Hazardous Soil) Lot 2029	XX1	DT	EST 38	T
b.				
c.				
d.				

D. Additional Descriptions for Materials Listed Above
A: App #

E. Handling Codes for Wastes Listed Above

15. Special Handling Instructions and Additional Information
Site: Route 146, Guilderland, NY 12009
Job#WILM-MSCH-
Emergency Contact: Capitol Environmental (302) 652-8888

16. **GENERATOR'S CERTIFICATION:** I certify the materials described above on this manifest are not subject to federal regulations for reporting proper disposal of Hazardous Waste.
Printed/Typed Name: Jeffrey L. Hubbard | Signature | Month 07 Day 28 Year 03

17. Transporter 1 Acknowledgement of Receipt of Materials
Printed/Typed Name: DAN TATOR | Signature | Month 07 Day 28 Year 03

18. Transporter 2 Acknowledgement of Receipt of Materials
Printed/Typed Name | Signature | Month . Day . Year .

19. Discrepancy Indication Space

20. Facility Owner or Operator: Certification of receipt of waste materials covered by this manifest except as noted in Item 19.
Printed/Typed Name | Signature | Month . Day . Year .

GENERATOR
TRANSPORTER
FACILITY

KELLER ASSOCIATES, Inc.

GENERATOR'S COPY

CITY OF ALBANY
DEPARTMENT OF GENERAL SE ES
Rapp Road Waste Management Facility
525 Rapp Rd • Albany, N.Y. 12205
(518) 869-3651

SITE	TICKET	GRID	WEIGHMAST
02	154198	P4 I	Kelly Dwyer

DATE IN	DATE OUT	TIME IN	TIME OUT	VEHICLE	ROLL OFF
07/28/03	07/28/03	10:18	10:33	7001	

REFERENCE	ORIGIN
2029-30	

006025 Capitol Environmental Services
8229 Boone Blvd.
Vienna VA 22182

Scale 1 Gross Wt. 123700 LB
Scale 2 Tare Wt. 38820 LB
Net Weight 84880 LB

Inbound - Charge ticket

QTY.	UNIT	DESCRIPTION	RATE	EXTENSION	FEE	TOTAL
42.44	TON	CONTAMINATED SOIL	22.00	933.68	0.00	933.68

Operating hours: 7 am to 3 pm, Monday - Friday
THIS IS TO CERTIFY THAT THIS LOAD DOES NOT CONTAIN ANY NON ACCEPTABLE MATERIALS AS DEFINED BY LANDFILL PERMIT AGREEMENT

LOT # 2029

NET AMOUNT
933.68
TENDERED
CHANGE
CHECK NO

SIGNATURE _____

AC-24

Please print or type
(Form designed for use on elite (12-pitch) typewriter)

NON-HAZARDOUS WASTE MANIFEST

1. Generator's US EPA ID No.: N.Y.P.0.0.0.9.5.3.3.4.9
Manifest Document No.:
2. Page 1 of 1
AC-23

3. Generator's Name and Mailing Address
Former Schenectady Army Depot
P.O. Box 13287, Offutt AFB, NE 68113
4. Generator's Phone (402) 293-2520

See Sect 15

5. Transporter 1 Company Name: Mangiardi Brothers Trucking, Inc.
6. US EPA ID Number: N.Y.R.0.0.0.0.9.7.9.7.2
A. Transporter's Phone: 518-477-8940

7. Transporter 2 Company Name:
8. US EPA ID Number:
B. Transporter's Phone:

9. Designated Facility Name and Site Address
City of Albany Landfill
Rapp Road
Albany, NY 12205
10. US EPA ID Number: N.O.T.R.E.Q.U.I.R.E.D
C. Facility's Phone: 518-869-3651

11. Waste Shipping Name and Description	12. Containers No.	Type	13. Total Quantity	14. Unit Wt/Vol
a. Non DOT, Non RCRA Regulated Material (Non Hazardous Soil) Lot 2029	XX1	DT	EST 38	T
b.				
c.				
d.				

D. Additional Descriptions for Materials Listed Above
A: App #

E. Handling Codes for Wastes Listed Above

15. Special Handling Instructions and Additional Information
Site: Route 146, Guilderland, NY 12009
Job#WILM-MSCH-
Emergency Contact: Capitol Environmental (302) 652-8999

16. **GENERATOR'S CERTIFICATION:** I certify the materials described above on this manifest are not subject to federal regulations for reporting proper disposal of Hazardous Waste.
Printed/Typed Name: Jeffrey W Hibbard
Signature: [signature]
Month 0.7 Day 28 Year 0.3

17. Transporter 1 Acknowledgement of Receipt of Materials
Printed/Typed Name: DAN TATOR
Signature: [signature]
Month 0.7 Day 28 Year 0.3

18. Transporter 2 Acknowledgement of Receipt of Materials
Printed/Typed Name:
Signature:
Month Day Year

19. Discrepancy Indication Space

20. Facility Owner or Operator: Certification of receipt of waste materials covered by this manifest except as noted in Item 19.
Printed/Typed Name:
Signature:
Month Day Year

GENERATOR
TRANSPORTER
FACILITY

Printed by J. J. KELLER & ASSOCIATES, INC.
Neenah, WI 54957-0368

GENERATOR'S COPY

CITY OF ALBANY
DEPARTMENT OF GENERAL SERVICES
Rapp Road Waste Management Facility
525 Rapp Rd • Albany, N.Y. 12205
(518) 869-3651

SITE	TICKET	GRID	WEIGHMAST
02	154177	P4 I	John Balet

DATE IN	DATE OUT	TIME IN	TIME OUT	VEHICLE	ROLL OFF
07/28/03	07/28/03	09:18	09:18	7002	

REFERENCE	ORIGIN
2029-30	

006025 Capitol Environmental Services
8229 Boone Blvd.
Vienna VA 22182

Scale 1 Gross Wt.	110600	LB	Inbound - Charge ticket
Manual Tare Wt.	38740	LB	
Net Weight	71860	LB	

QTY.	UNIT	DESCRIPTION	RATE	EXTENSION	FEE	TOTAL
35.93	TON	CONTAMINATED SOIL	22.00	790.46	0.00	790.46

Operating hours: 7 am to 3 pm, Monday - Friday
THIS IS TO CERTIFY THAT THIS LOAD DOES NOT CONTAIN ANY NON ACCEPTABLE MATERIALS AS DEFINED BY LANDFILL PERMIT AGREEMENT

NET AMOUNT
790.46
TENDERED
CHANGE
CHECK NO.

LOT # 2029

SIGNATURE _____

AC-23

Please print or type.
(Form designed for use on elite (12 pitch) typewriter.)

NON-HAZARDOUS WASTE MANIFEST

1. Generator's US EPA ID No.: NYP000963348
Manifest Document No.:
2. Page 1 of 1
AC-22

3. Generator's Name and Mailing Address
Former Schenectady Army Depot
P.O. Box 13287, Offutt AFB, NE 68113
4. Generator's Phone (402) 293-2520

See Sect 15

5. Transporter 1 Company Name: Mangiardi Brothers Trucking, Inc.
6. US EPA ID Number: NYR000097972
A. Transporter's Phone: 518-477-8940

7. Transporter 2 Company Name:
8. US EPA ID Number:
B. Transporter's Phone:

9. Designated Facility Name and Site Address
City of Albany Landfill
Rapp Road
Albany, NY 12205
10. US EPA ID Number: NOTREQUIRED
C. Facility's Phone: 518-869-3651

11. Waste Shipping Name and Description	12. Containers No.	Type	13. Total Quantity	14. Unit Wt/Vol
a. Non DOT, Non RCRA Regulated Material (Non Hazardous Soil) Lot 2029	XX1	DT	EST 35	T
b.				
c.				
d.				

D. Additional Descriptions for Materials Listed Above
A: App #

E. Handling Codes for Wastes Listed Above

15. Special Handling Instructions and Additional Information
Site: Route 146, Guilderland, NY 12009
Job#WILM-MSCH-
Emergency Contact: Capitol Environmental (302) 652-8999

16. **GENERATOR'S CERTIFICATION:** I certify the materials described above on this manifest are not subject to federal regulations for reporting proper disposal of Hazardous Waste.

Printed/Typed Name	Signature	Month	Day	Year
Jeffrey W Hubbard	Jeffrey W Hubbard	07	28	03

17. Transporter 1 Acknowledgement of Receipt of Materials

Printed/Typed Name	Signature	Month	Day	Year
DAN TATOR	Dan Tator	07	28	03

18. Transporter 2 Acknowledgement of Receipt of Materials

Printed/Typed Name	Signature	Month	Day	Year

19. Discrepancy Indication Space

20. Facility Owner or Operator: Certification of receipt of waste materials covered by this manifest except as noted in Item 19.

Printed/Typed Name	Signature	Month	Day	Year

GENERATOR

TRANSPORTER

FACILITY

Printed by J. J. KELLER & ASSOCIATES, INC.
Neenah, WI 54957-0368

GENERATOR'S COPY

CITY OF ALBANY
DEPARTMENT OF GENERA[illegible]RVICES
Rapp Road Waste Management Facility
525 Rapp Rd • Albany, N.Y. 12205
(518) 869-3651

006025 Capitol Environmental Services
8229 Boone Blvd.
Vienna VA 22182

SITE	TICKET	GRID	WEIGHMASTER
02	154159	P4 I	John Balet

DATE IN	DATE OUT	TIME IN	TIME OUT	VEHICLE	ROLL OFF
07/28/03	07/28/03	08:15	08:15	7001	

REFERENCE	ORIGIN
2029-30	

Manual Gross Wt.	118260	LB
Manual Tare Wt.	38340	LB
Net Weight	79920	LB

Inbound - Charge ticket

QTY.	UNIT	DESCRIPTION	RATE	EXTENSION	FEE	TOTAL
39.96	TON	CONTAMINATED SOIL	22.00	879.12	0.00	879.12

Operating hours: 7 am to 3 pm, Monday - Friday
THIS IS TO CERTIFY THAT THIS LOAD DOES NOT CONTAIN ANY NON ACCEPTABLE MATERIALS AS DEFINED BY LANDFILL PERMIT AGREEMENT

LOT # 2029

SIGNATURE _____

NET AMOUNT
879.12
TENDERED
CHANGE
CHECK NO.

AC-22

NON-HAZARDOUS WASTE MANIFEST

1. Generator's US EPA ID No. N.Y.P.0.0.0.2.5.3.3.4.9
Manifest Document No.
2. Page 1 of 1
AC-21

3. Generator's Name and Mailing Address
Former Schenectady Army Depot
P.O. Box 13257, Offutt AFB, NE 68113
4. Generator's Phone (402) 293-2520

See Sect 15

5. Transporter 1 Company Name
Mangiardi Brothers Trucking, Inc.
6. US EPA ID Number N.Y.R.0.0.0.0.9.7.9.7.2
A. Transporter's Phone 518-477-6940

7. Transporter 2 Company Name
8. US EPA ID Number
B. Transporter's Phone

9. Designated Facility Name and Site Address
City of Albany Landfill
Rapp Road
Albany, NY 12205
10. US EPA ID Number N.O.T.R.E.Q.U.I.R.E.D
C. Facility's Phone 518-869-3681

11. Waste Shipping Name and Description	12. Containers No.	Type	13. Total Quantity	14. Unit Wt/Vol
a. Non DOT, Non RCRA Regulated Material (Non Hazardous Soil) Lot 2029	XX1	DT	EST 55	T
b.				
c.				
d.				

D. Additional Descriptions for Materials Listed Above
A: App #

E. Handling Codes for Wastes Listed Above

15. Special Handling Instructions and Additional Information
Site: Route 146, Guilderland, NY 12009
Job#WLM-MSCH-
Emergency Contact: Capitol Environmental (302) 652-6906

16. **GENERATOR'S CERTIFICATION:** I certify the materials described above on this manifest are not subject to federal regulations for reporting proper disposal of Hazardous Waste.
Printed/Typed Name: Jeffrey W. Hubbard
Signature
Month 07 Day 29 Year 03

17. Transporter 1 Acknowledgement of Receipt of Materials
Printed/Typed Name
Signature
Month Day Year

18. Transporter 2 Acknowledgement of Receipt of Materials
Printed/Typed Name
Signature
Month Day Year

19. Discrepancy Indication Space

20. Facility Owner or Operator: Certification of receipt of waste materials covered by this manifest except as noted in Item 19.
Printed/Typed Name
Signature
Month Day Year

GENERATOR'S COPY

CITY OF ALBANY
DEPARTMENT OF GENERAL SERVICES
Rapp Road Waste Management Facility
525 Rapp Rd • Albany, N.Y. 12205
(518) 869-3651

TICKET	GRID	WEIGHMASTER
02 154145	P4 I	John Balet

DATE IN	DATE OUT	TIME IN	TIME OUT	VEHICLE	ROLL OFF
07/28/03	07/28/03	07:09	07:27	7002	

REFERENCE	ORIGIN
2029-30	

006025 Capitol Environmental Services
8229 Boone Blvd.
Vienna VA 22182

Scale 1 Gross Wt.	120340	LB	Inbound - Charge ticket
Scale 2 Tare Wt.	38900	LB	
Net Weight	81440	LB	

QTY.	UNIT	DESCRIPTION	RATE	EXTENSION	FEE	TOTAL
40.72	TON	CONTAMINATED SOIL	22.00	895.84	0.00	895.84

Operating hours: 7 am to 3 pm, Monday - Friday
THIS IS TO CERTIFY THAT THIS LOAD DOES NOT CONTAIN ANY NON ACCEPTABLE MATERIALS AS DEFINED BY LANDFILL PERMIT AGREEMENT

LOT # 2029

NET AMOUNT
895.84
TENDERED
CHANGE
CHECK NO.

SIGNATURE _____

AC-21

Mongadi

Please print or type
(Form designed for use on elite (12-pitch) typewriter.)

NON-HAZARDOUS WASTE MANIFEST

1. Generator's US EPA ID No.: NYP000853348
Manifest Document No.:
2. Page 1 of 1: AC-20

3. Generator's Name and Mailing Address
Former Schenectady Army Depot
P.O. Box 13287, Offutt AFB, NE 68113
4. Generator's Phone (402) 293-2530

See Sect 15

5. Transporter 1 Company Name: Mangiardi Brothers Trucking, Inc.
6. US EPA ID Number: NYR000097972
A. Transporter's Phone: 516-477-8940

7. Transporter 2 Company Name:
8. US EPA ID Number:
B. Transporter's Phone:

9. Designated Facility Name and Site Address
City of Albany Landfill
Rapp Road
Albany, NY 12205
10. US EPA ID Number: NOTREQUIRED
C. Facility's Phone: 518-869-3651

11. Waste Shipping Name and Description	12. Containers No.	Type	13. Total Quantity	14. Unit Wt/Vol
a. Non DOT, Non RCRA Regulated Material (Non Hazardous Soil) Lot 2029	XX1	DT	EST 36	T
b.				
c.				
d.				

D. Additional Descriptions for Materials Listed Above
A: App #

E. Handling Codes for Wastes Listed Above

15. Special Handling Instructions and Additional Information
Site: Route 146, Guilderland, NY 12009
Job#WILM-MSCH-
Emergency Contact: Capitol Environmental (302) 652-8999

16. **GENERATOR'S CERTIFICATION:** I certify the materials described above on this manifest are not subject to federal regulations for reporting proper disposal of Hazardous Waste.

Printed/Typed Name	Signature	Month	Day	Year
Jeffrey W. Hubbard	[signature]	07	25	03

17. Transporter 1 Acknowledgement of Receipt of Materials

Printed/Typed Name	Signature	Month	Day	Year
DAN TAYOR	[signature]	07	25	03

18. Transporter 2 Acknowledgement of Receipt of Materials

Printed/Typed Name	Signature	Month	Day	Year

19. Discrepancy Indication Space

20. Facility Owner or Operator: Certification of receipt of waste materials covered by this manifest except as noted in Item 19.

Printed/Typed Name	Signature	Month	Day	Year

GENERATOR

TRANSPORTER

FACILITY

Printed by J. J. KELLER & ASSOCIATES, INC.
Neenah, WI 54957-0368

GENERATOR'S COPY

CITY OF ALBANY
DEPARTMENT OF GENERAL SERVICES
Rapp Road Waste Management Facility
525 Rapp Rd • Albany, N.Y. 12205
(518) 869-3651

SITE	TICKET	GRID	WEIGHMASTER
02	154072	P4 I	Kelly Dwyer

DATE IN	DATE OUT	TIME IN	TIME OUT	VEHICLE	ROLL OFF
07/25/03	07/25/03	11:33	11:53	7003	

006025 Capitol Environmental Services
8229 Boone Blvd.
Vienna VA 22182

REFERENCE	ORIGIN
2029-30	

Scale 1 Gross Wt. 115740 LB
Scale 2 Tare Wt. 38340 LB
Net Weight 77400 LB

Inbound - Charge ticket

QTY.	UNIT	DESCRIPTION	RATE	EXTENSION	FEE	TOTAL
38.70	TON	CONTAMINATED SOIL	22.00	851.40	0.00	851.40

AC - 20

Operating hours: 7 am to 3 pm, Monday - Friday
THIS IS TO CERTIFY THAT THIS LOAD DOES NOT CONTAIN ANY NON ACCEPTABLE MATERIALS AS DEFINED BY LANDFILL PERMIT AGREEMENT

NET AMOUNT
851.40
TENDERED
CHANGE

NON-HAZARDOUS WASTE MANIFEST

1. Generator's US EPA ID No.	Manifest Document No.	2. Page 1 of 1
NYP000833349		AC-19

3. Generator's Name and Mailing Address
Former Schenectady Army Depot
P.O. Box 13287, Offutt AFB, NE 68113
4. Generator's Phone (402) 293-2520

See Sect 15

5. Transporter 1 Company Name	6. US EPA ID Number	A. Transporter's Phone
Manglardi Brothers Trucking, Inc.	NYR000097972	518-477-8940
7. Transporter 2 Company Name	8. US EPA ID Number	B. Transporter's Phone
9. Designated Facility Name and Site Address	10. US EPA ID Number	C. Facility's Phone
City of Albany Landfill Rapp Road Albany, NY 12205	NOTRFOUND	518-869-3651

11. Waste Shipping Name and Description	12. Containers No.	12. Containers Type	13. Total Quantity	14. Unit Wt/Vol
a. Non DOT, Non RCRA Regulated Material (Non Hazardous Soil) Lot #2029	XX1	DT	EST 36	T
b.				
c.				
d.				

D. Additional Descriptions for Materials Listed Above	E. Handling Codes for Wastes Listed Above
A: App #	

15. Special Handling Instructions and Additional Information

Site: Route 146, Guilderland, NY 12009

Job#WILM-MSCH

Emergency Contact: Capitol Environmental (302) 652-8660

16. **GENERATOR'S CERTIFICATION:** I certify the materials described above on this manifest are not subject to federal regulations for reporting proper disposal of Hazardous Waste.

Printed/Typed Name	Signature	Month	Day	Year
Jeffrey W Hubbard		07	23	03

17. Transporter 1 Acknowledgement of Receipt of Materials

Printed/Typed Name	Signature	Month	Day	Year
		07	23	03

18. Transporter 2 Acknowledgement of Receipt of Materials

Printed/Typed Name	Signature	Month	Day	Year

19. Discrepancy Indication Space

20. Facility Owner or Operator: Certification of receipt of waste materials covered by this manifest except as noted in Item 19.

Printed/Typed Name	Signature	Month	Day	Year

GENERATOR
TRANSPORTER
FACILITY

Copyright © KELLER & ASSOCIATES, INC.
Form No. WI-NR-2057 08/98 Rev. 1

GENERATOR'S COPY

LOT # 2029

CHECK NO.

SIGNATURE _____

CITY OF ALBANY
DEPARTMENT OF GENERAL SERVICES
Rupp Road Waste Management Facility
525 Rupp Rd • Albany, N.Y. 12205
(518) 869-3651

SITE	TICKET	GRID	WEIGHMASTER
02	153804	P4 I	John Balet

DATE IN	DATE OUT	TIME IN	TIME OUT	VEHICLE	ROLL OFF
07/23/03	07/23/03	12:25	12:25	7002	

REFERENCE	ORIGIN
2029-27	

006025 Capitol Environmental Services
8229 Boone Blvd.
Vienna VA 22182

Scale 1 Gross Wt. 114320 LB
Manual Tare Wt. 39580 LB
Net Weight 74740 LB

Inbound - Charge ticket

QTY.	UNIT	DESCRIPTION	RATE	EXTENSION	FEE	TOTAL
37.37	TON	CONTAMINATED SOIL	22.00	822.14	0.00	822.14

AC-19

Operating hours: 7 am to 3 pm, Monday - Friday
THIS IS TO CERTIFY THAT THIS LOAD DOES NOT CONTAIN ANY NON ACCEPTABLE MATERIALS AS DEFINED BY LANDFILL PERMIT AGREEMENT

NET AMOUNT
822.14
TENDERED

CHANGE

CHECK NO.

LOT # 2029

Please print or type
Form designed for use on elite (12-pitch) typewriter.

NON-HAZARDOUS WASTE MANIFEST

1. Generator's US EPA ID No. N.Y.P.0.0.0.8.5.3.4.8 | Manifest Document No. | 2. Page 1 of 1 | AC-15

3. Generator's Name and Mailing Address
Former Schenectady Army Depot
P.O. Box 13287, Offutt AFB, NE 68113
4. Generator's Phone (402) 293-2520

See Sect 15

5. Transporter 1 Company Name: Manglardi Brothers Trucking, Inc.
6. US EPA ID Number: N.Y.R.0.0.0.0.9.7.8.7.2
A. Transporter's Phone: 518-477-8940

7. Transporter 2 Company Name
8. US EPA ID Number
B. Transporter's Phone

9. Designated Facility Name and Site Address
City of Albany Landfill
Rapp Road
Albany, NY 12205
10. US EPA ID Number: N.O.T.R.E.Q.U.I.R.E.D
C. Facility's Phone: 518-869-3651

11. Waste Shipping Name and Description	12. Containers No.	Type	13. Total Quantity	14. Unit Wt/Vol
a. Non DOT, Non RCRA Regulated Material (Non Hazardous Soil) Lot # 2029	XX1	DT	EST 36	T
b.				
c.				
d.				

D. Additional Descriptions for Materials Listed Above
A: App #

E. Handling Codes for Wastes Listed Above

15. Special Handling Instructions and Additional Information
Site: Route 146, Guilderland, NY 12084
Job# WILM-MSCH
Emergency Contact: Capitol Environmental (302) 652-6926

16. **GENERATOR'S CERTIFICATION:** I certify the materials described above on this manifest are not subject to federal regulations for reporting proper disposal of Hazardous Waste.
Printed/Typed Name: Jeffrey W Hubbard | Signature | Month 07 Day 23 Year 03

17. Transporter 1 Acknowledgement of Receipt of Materials
Printed/Typed Name: DAN TAYLOR | Signature | Month 07 Day 23 Year 03

18. Transporter 2 Acknowledgement of Receipt of Materials
Printed/Typed Name | Signature | Month Day Year

19. Discrepancy Indication Space

20. Facility Owner or Operator: Certification of receipt of waste materials covered by this manifest except as noted in Item 19.
Printed/Typed Name | Signature | Month Day Year

GENERATOR
TRANSPORTER
FACILITY

Printed by: KEITH & ASSOCIATES INC
Phone: 716-691-0308

GENERATOR'S COPY

LOT # 2029

SIGNATURE _____

D. Additional Descriptions for Materials Listed Above

CITY OF ALBANY
DEPARTMENT OF GENERAL SERVICES
Rapp Road Waste Management Facility
525 Rapp Rd • Albany, N.Y. 12205
(518) 869-3651

SITE	TICKET	GRID	WEIGHMASTER
02	153792	P4 I	John Balet

DATE IN	DATE OUT	TIME IN	TIME OUT	VEHICLE	ROLL OFF
07/23/03	07/23/03	11:33	11:58	7001	

REFERENCE	ORIGIN
2029-30	

006025 Capitol Environmental Services
8229 Boone Blvd.
Vienna VA 22182

Inbound - Charge ticket

Scale 1 Gross Wt.	113440	LB
Scale 2 Tare Wt.	38820	LB
Net Weight	74620	LB

QTY.	UNIT	DESCRIPTION	RATE	EXTENSION	FEE	TOTAL
37.31	TON	CONTAMINATED SOIL	22.00	820.82	0.00	820.82

AC-18

NET AMOUNT 820.82
TENDERED
CHANGE
CHECK NO.

Operating hours: 7 am to 3 pm, Monday - Friday
THIS IS TO CERTIFY THAT THIS LOAD DOES NOT CONTAIN ANY NON ACCEPTABLE MATERIALS AS DEFINED BY LANDFILL PERMIT AGREEMENT

LOT # 2029

SIGNATURE

Please print or type
(Form designed for use on elite (12-pitch) typewriter.)

NON-HAZARDOUS WASTE MANIFEST

1. Generator's US EPA ID No. N·Y·P·0·0·0·8·5·3·3·4·9

Manifest Document No.

2. Page 1 of 1

AC-17

3. Generator's Name and Mailing Address

Former Schenectady Army Depot
P.O. Box 13287, Offutt AFB, NE 68113

See Sect 15

4. Generator's Phone (402) 293-2520

5. Transporter 1 Company Name: Mangiardi Brothers Trucking, Inc.

6. US EPA ID Number: N·Y·R·0·0·0·0·9·7·9·7·2

A. Transporter's Phone: 518-477-8940

7. Transporter 2 Company Name

8. US EPA ID Number

B. Transporter's Phone

9. Designated Facility Name and Site Address

City of Albany Landfill
Rapp Road
Albany, NY 12205

10. US EPA ID Number: N·O·T·R·E·Q·U·I·R·E·D

C. Facility's Phone: 518-869-3651

11. Waste Shipping Name and Description	12. Containers No.	Type	13. Total Quantity	14. Unit Wt/Vol
a. Non DOT, Non RCRA Regulated Material (Non Hazardous Soil) Lot#2029	XX1	DT	EST 36	T
b.				
c.				
d.				

D. Additional Descriptions for Materials Listed Above

A: App #

E. Handling Codes for Wastes Listed Above

15. Special Handling Instructions and Additional Information

Site: Route 146, Guilderland, NY 12009

Job#WILM-MSCH-

Emergency Contact: Capitol Environmental (302) 652-8999

16. **GENERATOR'S CERTIFICATION:** I certify the materials described above on this manifest are not subject to federal regulations for reporting proper disposal of Hazardous Waste.

Printed/Typed Name: Jeffrey W Hubbard

Signature: [signature]

Month 07 Day 23 Year 03

17. Transporter 1 Acknowledgement of Receipt of Materials

Printed/Typed Name: [illegible]

Signature: [signature]

Month 07 Day 23 Year 03

18. Transporter 2 Acknowledgement of Receipt of Materials

Printed/Typed Name

Signature

Month Day Year

19. Discrepancy Indication Space

20. Facility Owner or Operator: Certification of receipt of waste materials covered by this manifest except as noted in Item 19.

Printed/Typed Name

Signature

Month Day Year

GENERATOR

TRANSPORTER

FACILITY

KELLER & ASSOCIATES, INC.
WI-5295-A0388

GENERATOR'S COPY

CITY OF ALBANY
DEPARTMENT OF GENERAL SERVICES
Rapp Road Waste Management Facility
525 Rapp Rd • Albany, N.Y. 12205
(518) 869-3651

006025 Capitol Environmental Services
8229 Boone Blvd.
Vienna VA 22182

SITE	TICKET	GRID	WEIGHMASTER
02	153783	P4 I	John Balet

DATE IN	DATE OUT	TIME IN	TIME OUT	VEHICLE	ROLL OFF
07/23/03	07/23/03	11:13	11:13	7004	

REFERENCE	ORIGIN
2029-27	

Scale 1 Gross Wt. 106400 LB
Manual Tare Wt. 39580 LB
Net Weight 66820 LB

Inbound - Charge ticket

QTY.	UNIT	DESCRIPTION	RATE	EXTENSION	FEE	TOTAL
33.41	TON	CONTAMINATED SOIL	22.00	735.02	0.00	735.02

RC-17

Operating hours: 7 am to 3 pm, Monday - Friday
THIS IS TO CERTIFY THAT THIS LOAD DOES NOT CONTAIN ANY NON ACCEPTABLE MATERIALS AS DEFINED BY LANDFILL PERMIT AGREEMENT

NET AMOUNT
735.02
TENDERED
CHANGE
CHECK NO

Please print or Type
(Form designed for use on elite (12 pitch) typewriter.)

NON-HAZARDOUS WASTE MANIFEST

1. Generator's US EPA ID No.	Manifest Document No.	2. Page 1 of 1
N.Y.P.0.0.0.8.5.3.3.4.9	. . . .	AC-16

3. Generator's Name and Mailing Address
Former Schenectady Army Depot
P.O. Box 13287, Offutt AFB, NE 68113
4. Generator's Phone (402) 293-2520

See Sect 16

5. Transporter 1 Company Name	6. US EPA ID Number	A. Transporter's Phone
Mangland Brothers Trucking, Inc.	N.Y.R.0.0.0.8.7.8.7.2	518-477-6040
7. Transporter 2 Company Name	8. US EPA ID Number	B. Transporter's Phone
	. . . . .	
9. Designated Facility Name and Site Address City of Albany Landfill Rapp Road Albany, NY 12205	10. US EPA ID Number N.O.T.R.E.Q.U.I.R.E.D	C. Facility's Phone 518-869-3851

11. Waste Shipping Name and Description	12. Containers No.	12. Containers Type	13. Total Quantity	14. Unit Wt/Vol
a. Non DOT, Non RCRA Regulated Material (Non Hazardous Soil) Lot 2029	XX1	DT	EST 36	T
b.				
c.				
d.				

D. Additional Descriptions for Materials Listed Above	E. Handling Codes for Wastes Listed Above
A: App #	

15. Special Handling Instructions and Additional Information

Site: Route 146, Guilderland, NY 12008

Job#WILM-MISCH

Emergency Contact: Capitol Environmental (302) 652-8888

16. **GENERATOR'S CERTIFICATION:** I certify the materials described above on this manifest are not subject to federal regulations for reporting proper disposal of Hazardous Waste.

Printed/Typed Name	Signature	Month	Day	Year
Jeffrey W Hubbard		07	22	03

17. Transporter 1 Acknowledgement of Receipt of Materials

Printed/Typed Name	Signature	Month	Day	Year
JO Mangland		07	22	03

18. Transporter 2 Acknowledgement of Receipt of Materials

Printed/Typed Name	Signature	Month	Day	Year
		.	.	.

19. Discrepancy Indication Space

20. Facility Owner or Operator: Certification of receipt of waste materials covered by this manifest except as noted in Item 19.

Printed/Typed Name	Signature	Month	Day	Year
		.	.	.

GENERATOR
TRANSPORTER
FACILITY

Printed by J. J. KELLER & ASSOCIATES, INC.
Neenah WI 54957-0368

GENERATOR'S COPY

CITY OF ALBANY
DEPARTMENT OF GENERAL SERVICES
Rapp Road Waste Management Facility
525 Rapp Rd • Albany, N.Y. 12205
(518) 869-3651

006025 Capitol Environmental Services
8229 Boone Blvd.
Vienna VA 22182

SITE	TICKET	GRID	WEIGHMASTER
02	153602	P4 I	John Balet

DATE IN	DATE OUT	TIME IN	TIME OUT	VEHICLE	ROLL OFF
07/22/03	07/22/03	10:06	10:06	7001	

REFERENCE	ORIGIN
~~2031-40~~ 2029	Inbound - Charge ticket

Scale 2 Gross Wt.	97120	LB
Manual Tare Wt.	36120	LB
Net Weight	61000	LB

QTY.	UNIT	DESCRIPTION	RATE	EXTENSION	FEE	TOTAL
30.50	TON	CONTAMINATED SOIL	22.00	671.00	0.00	671.00

AC 16

Operating hours: 7 am to 3 pm, Monday - Friday
THIS IS TO CERTIFY THAT THIS LOAD DOES NOT CONTAIN ANY NON ACCEPTABLE MATERIALS AS DEFINED BY LANDFILL PERMIT AGREEMENT

NET AMOUNT
671.00
TENDERED
CHANGE

Please Print or Type
(Form Designed for use on elite (12-pitch) typewriter)

NON-HAZARDOUS WASTE MANIFEST

1. Generator's US EPA ID No.	Manifest Document No.	2. Page 1 of 1	AC-15
NYP0000633469			

GENERATOR

3. Generator's Name and Mailing Address

Former Schenectady Army Depot
P.O. Box 13287, Offutt AFB, NE 68113

See Sect 15

4. Generator's Phone (402) 293-2520

5. Transporter 1 Company Name	6. US EPA ID Number	A. Transporter's Phone
Mangiardi Brothers Trucking, Inc.	NYR000097972	518-477-8940
7. Transporter 2 Company Name	8. US EPA ID Number	B. Transporter's Phone
9. Designated Facility Name and Site Address	10. US EPA ID Number	C. Facility's Phone
City of Albany Landfill Rapp Road Albany, NY 12205	NOTREQUIRED	518-868-3651

11. Waste Shipping Name and Description	12. Containers No.	12. Containers Type	13. Total Quantity	14. Unit Wt/Vol
a. Non DOT, Non RCRA Regulated Material (Non Hazardous Soil) Lot 2029	XX1	DT	EST 36.	T
b.				
c.				
d.				

D. Additional Descriptions for Materials Listed Above	E. Handling Codes for Wastes Listed Above
A: App #	

15. Special Handling Instructions and Additional Information

Site: Route 146, Guilderland, NY 12009

John Wilmison

Emergency Contact: Capitol Environmental (302) 652-8989

16. **GENERATOR'S CERTIFICATION:** I certify the materials described above on this manifest are not subject to federal regulations for reporting proper disposal of Hazardous Waste.

Printed/Typed Name	Signature	Month	Day	Year
Jeffrey W. Hubbard		07	22	03

TRANSPORTER

17. Transporter 1 Acknowledgement of Receipt of Materials

Printed/Typed Name	Signature	Month	Day	Year
Joe Mangiardi		07	22	03

18. Transporter 2 Acknowledgement of Receipt of Materials

Printed/Typed Name	Signature	Month	Day	Year

FACILITY

19. Discrepancy Indication Space

20. Facility Owner or Operator: Certification of receipt of waste materials covered by this manifest except as noted in Item 19.

Printed/Typed Name	Signature	Month	Day	Year

Printed by KELLER & ASSOCIATES, INC.
Eau Claire, WI 54702-0068

GENERATOR'S COPY

CITY OF ALBANY
DEPARTMENT OF GENERAL SERVICES
Rapp Road Waste Manage... Facility
525 Rapp Rd • Albany, N.Y. 12205
(518) 869-3651

SITE	TICKET	GRID	WEIGHMASTER
02	153574	P.	John Balet

DATE IN	DATE OUT	TIME IN	TIME OUT	VEHICLE	ROLL OFF
07/22/03	07/22/03	08:30	08:30	7003	

REFERENCE	ORIGIN
2029-40	

06025 Capitol Environmental Services
8229 Boone Blvd.
Vienna VA 22182

Scale 1 Gross Wt.	101560	LB
Manual Tare Wt.	36120	LB
Net Weight	65440	LB

Inbound - Charge ticket

QTY	UNIT	DESCRIPTION	RATE	EXTENSION	FEE	TOTAL
32.72	TON	CONTAMINATED SOIL	22.00	719.84	0.00	719.84

AC 15

Operating hours: 7 am to 3 pm, Monday - Friday
THIS IS TO CERTIFY THAT THIS LOAD DOES NOT CONTAIN ANY NON ACCEPTABLE MATERIALS AS DEFINED BY LANDFILL PERMIT AGREEMENT

LOT # 2029

NET AMOUNT
719.84
TENDERED
CHANGE
CHECK NO

SIGNATURE

D. Additional Descriptions for Materials Listed Above

A: App #

E. Handling Codes for Wastes Listed Above

15. Special Handling Instructions and Additional Information

Site: Route 146, Guilderland, NY 12009

Job#WILM-MSCH-

Emergency Contact: Capitol Environmental (302) 652-8999

16. **GENERATOR'S CERTIFICATION:** I certify the materials described above on this manifest are not subject to federal regulations for reporting proper disposal of Hazardous Waste.

Printed/Typed Name	Signature	Month	Day	Year
Jeffrey W Hubbard	[signature]	07	22	03

TRANSPORTER

17. Transporter 1 Acknowledgement of Receipt of Materials

Printed/Typed Name	Signature	Month	Day	Year
Joe Mangiat	[signature]	07	22	03

18. Transporter 2 Acknowledgement of Receipt of Materials

Printed/Typed Name	Signature	Month	Day	Year

FACILITY

19. Discrepancy Indication Space

20. Facility Owner or Operator: Certification of receipt of waste materials covered by this manifest except as noted in Item 19.

Printed/Typed Name	Signature	Month	Day	Year
	[signature]			

KELLER & ASSOCIATES, INC.
957-0368

ORIGINAL - RETURN TO GENERATOR

NON-HAZARDOUS WASTE MANIFEST

1. Generator's US EPA ID No.	Manifest Document No.	2. Page 1 of 1	AC-14
NYP0009633349			

3. Generator's Name and Mailing Address
Former Schenectady Army Depot
P.O. Box 13287, Offutt AFB, NE 68113
4. Generator's Phone (402) 293-2520

See Sect 15

5. Transporter 1 Company Name	6. US EPA ID Number	A. Transporter's Phone
Mandiardi Brothers Trucking, Inc.	NYR000097872	518-477-8840
7. Transporter 2 Company Name	8. US EPA ID Number	B. Transporter's Phone
9. Designated Facility Name and Site Address City of Albany Landfill Rapp Road Albany, NY 12209	10. US EPA ID Number NOTREQUIRED	C. Facility's Phone 518-869-3851

11. Waste Shipping Name and Description	12. Containers No.	Type	13. Total Quantity	14. Unit Wt/Vol
a. Non DOT, Non RCRA Regulated Material (Non Hazardous Soil) Lot 2029	XX1	DT	EST 36	T
b.				
c.				
d.				

D. Additional Descriptions for Materials Listed Above	E. Handling Codes for Wastes Listed Above
A: Acp #	

15. Special Handling Instructions and Additional Information

Site: Route 146, Guilderland, NY 12009

Job#VMLM-MSCH-

Emergency Contact: Capitol Environmental (302) 652-6699

16. **GENERATOR'S CERTIFICATION:** I certify the materials described above on this manifest are not subject to federal regulations for reporting proper disposal of Hazardous Waste.

Printed/Typed Name	Signature	Month	Day	Year
Jeffrey W. Hulbert		02	21	03

17. Transporter 1 Acknowledgement of Receipt of Materials

Printed/Typed Name	Signature	Month	Day	Year
		02	21	03

18. Transporter 2 Acknowledgement of Receipt of Materials

Printed/Typed Name	Signature	Month	Day	Year
GARY TARA				

19. Discrepancy Indication Space

20. Facility Owner or Operator: Certification of receipt of waste materials covered by this manifest except as noted in Item 19.

Printed/Typed Name	Signature	Month	Day	Year

GENERATOR | TRANSPORTER | FACILITY

Prepared by: KELLER ASSOCIATES, INC.

GENERATOR'S COPY

CITY OF ALBANY
DEPARTMENT OF GENERAL SERVICES
Rapp Road Waste Management Facility
525 Rapp Rd • Albany, N.Y. 12205
(518) 869-3651

SITE	TICKET	GRID	WEIGHMASTER
02	153519	P4 I	John Balet

DATE IN	DATE OUT	TIME IN	TIME OUT	VEHICLE	ROLL OFF
07/21/03	07/21/03	12:59	12:59	7001	

REFERENCE	ORIGIN
2029-30	

006025 Capitol Environmental Services
8229 Boone Blvd.
Vienna VA 22182

Scale 2 Gross Wt.	120740	LB	Inbound - Charge ticket
Manual Tare Wt.	38440	LB	
Net Weight	82300	LB	

QTY.	UNIT	DESCRIPTION	RATE	EXTENSION	FEE	TOTAL
41.15	TON	CONTAMINATED SOIL				

Operating hours: 7 am to 3 pm, Monday - Friday
THIS IS TO CERTIFY THAT THIS LOAD DOES NOT CONTAIN ANY NON ACCEPTABLE MATERIALS AS DEFINED BY LANDFILL PERMIT AGREEMENT

NET AMOUNT
CHANGE
CHECK NO.

LOT # 2029

SIGNATURE

Please print or type
(Form designed for use on elite (12-pitch) typewriter.)

NON-HAZARDOUS WASTE MANIFEST

1. Generator's US EPA ID No.: NYP000853348
Manifest Document No.:
2. Page 1 of 1
AC-13

3. Generator's Name and Mailing Address
Former Schenectady Army Depot
P.O. Box 13287, Offutt AFB, NE 68113
4. Generator's Phone (402) 293-2520

See Sect 15

5. Transporter 1 Company Name: Mangiardi Brothers Trucking, Inc.
6. US EPA ID Number: NYR000097972
A. Transporter's Phone: 518-477-8940

7. Transporter 2 Company Name:
8. US EPA ID Number:
B. Transporter's Phone:

9. Designated Facility Name and Site Address
City of Albany Landfill
Rapp Road
Albany, NY 12205
10. US EPA ID Number: NOTREQUIRED
C. Facility's Phone: 518-869-3651

11. Waste Shipping Name and Description	12. Containers No.	Type	13. Total Quantity	14. Unit Wt/Vol
a. Non DOT, Non RCRA Regulated Material (Non Hazardous Soil) Lot 2029	XX1	DT	EST 36	T
b.				
c.				
d.				

D. Additional Descriptions for Materials Listed Above
A: App #

E. Handling Codes for Wastes Listed Above

15. Special Handling Instructions and Additional Information
Site: Route 146, Guilderland, NY 12009
Job#WILM-MSCH-
Emergency Contact: Capitol Environmental (302) 652-6999

16. **GENERATOR'S CERTIFICATION:** I certify the materials described above on this manifest are not subject to federal regulations for reporting proper disposal of Hazardous Waste.

Printed/Typed Name	Signature	Month	Day	Year
Jeffrey W. Hubbard	[signature]	07	21	03

17. Transporter 1 Acknowledgement of Receipt of Materials

Printed/Typed Name	Signature	Month	Day	Year
DAN TATOR	[signature]	07	21	03

18. Transporter 2 Acknowledgement of Receipt of Materials

Printed/Typed Name	Signature	Month	Day	Year

19. Discrepancy Indication Space

20. Facility Owner or Operator: Certification of receipt of waste materials covered by this manifest except as noted in Item 19.

Printed/Typed Name	Signature	Month	Day	Year

GENERATOR

TRANSPORTER

FACILITY

Printed by: J. KELLER & ASSOCIATES, INC.
Neenah, WI 54957-0368

GENERATOR'S COPY

CITY OF ALBANY
DEPARTMENT OF GENERAL SERVICES
Rapp Road Waste Management Facility
525 Rapp Rd • Albany, N.Y. 12205
(518) 869-3651

007000 Contaminated Soil

SITE	TICKET	GRID	
02	153498	P4 I	John Balet

DATE IN	DATE OUT	TIME IN	TIME OUT	VEHICLE
07/21/03	07/21/03	11:53	12:06	7001

REFERENCE
2029-30

Scale 2 Gross Wt. 115620 LB
Scale 2 Tare Wt. 38360 LB
Net Weight 77260 LB

Inbound - Charge ticket

QTY.	UNIT	DESCRIPTION	RATE	EXTENSION	FEE	TOTAL
38.63	TON	CONTAMINATED SOIL	22.00	849.86	0.00	849.86

Operating hours: 7 am to 3 pm, Monday - Friday
THIS IS TO CERTIFY THAT THIS LOAD DOES NOT CONTAIN ANY NON ACCEPTABLE MATERIALS AS DEFINED BY LANDFILL PERMIT AGREEMENT

LOT # 2029

NET AMOUNT
849.86
TENDERED
CHANGE
CHECK NO

SIGNATURE _____

AC-13

Please print or type
Form Designed for use on Elite (12-pitch) typewriter

NON-HAZARDOUS WASTE MANIFEST

1. Generator's US EPA ID No. N.Y.P.0.0.0.9.5.3.3.4.9
Manifest Document No.
2. Page 1 of 1 AC-12

3. Generator's Name and Mailing Address
Former Schenectady Army Depot
P.O. Box 13287, Offutt AFB, NE 68113
4. Generator's Phone (402) 293-2520

See Sect 15

5. Transporter 1 Company Name: Mangiardi Brothers Trucking, Inc.
6. US EPA ID Number: N.Y.R.0.0.0.0.9.7.8.7.2
A. Transporter's Phone: 518-477-8940

7. Transporter 2 Company Name:
8. US EPA ID Number:
B. Transporter's Phone:

9. Designated Facility Name and Site Address
City of Albany Landfill
Rapp Road
Albany, NY 12205
10. US EPA ID Number: N.O.T.R.E.Q.U.I.R.E.D
C. Facility's Phone: 518-869-3651

11. Waste Shipping Name and Description	12. Containers No.	Type	13. Total Quantity	14. Unit Wt/Vol
a. Non DOT, Non RCRA Regulated Material (Non Hazardous Soil) LOT# 2029	XX1	DT	EST 36	T
b.				
c.				
d.				

D. Additional Descriptions for Materials Listed Above
A: App #

E. Handling Codes for Wastes Listed Above

15. Special Handling Instructions and Additional Information
Site: Route 146, Guilderland, NY 12009
Job#WILM-MSCH-
Emergency Contact: Capitol Environmental (302) 652-8999

16. **GENERATOR'S CERTIFICATION:** I certify the materials described above on this manifest are not subject to federal regulations for reporting proper disposal of Hazardous Waste.

Printed/Typed Name	Signature	Month	Day	Year
Jeffrey W Hubbard	for USACE, New York [signature]	07	21	03

17. Transporter 1 Acknowledgement of Receipt of Materials

Printed/Typed Name	Signature	Month	Day	Year
DANTATOR	[signature]	07	21	03

18. Transporter 2 Acknowledgement of Receipt of Materials

Printed/Typed Name	Signature	Month	Day	Year

19. Discrepancy Indication Space

20. Facility Owner or Operator: Certification of receipt of waste materials covered by this manifest except as noted in Item 19.

Printed/Typed Name	Signature	Month	Day	Year

GENERATOR

TRANSPORTER

FACILITY

Printed by J. F. KELLER & ASSOCIATES, INC.
Newport, WI 54957-0368

GENERATOR'S COPY

CITY OF ALBANY
DEPARTMENT OF GENERAL SERVICES
Rapp Road Waste Management Facility
525 Rapp Rd • Albany, N.Y. 12205
(518) 869-3651

SITE	TICKET	GRID		
02	153480	P4 I		Kelly Dwyer

DATE IN	DATE OUT	TIME IN	TIME OUT	VEHICLE	ROLL OFF
07/21/03	07/21/03	10:48	11:02	7002	

006025 Capitol Environmental Services
8229 Boone Blvd.
Vienna VA 22182

REFERENCE
2029-30

Scale 2 Gross Wt.	117280	LB	Inbound - Charge ticket
Scale 2 Tare Wt.	38640	LB	
Net Weight	78640	LB	

QTY.	UNIT	DESCRIPTION	RATE	EXTENSION	FEE	TOTAL
39.32	TON	CONTAMINATED SOIL	22.00	865.04	0.00	865.04

Operating hours: 7 am to 3 pm, Monday - Friday
THIS IS TO CERTIFY THAT THIS LOAD DOES NOT CONTAIN ANY NON ACCEPTABLE MATERIALS AS DEFINED BY LANDFILL PERMIT AGREEMENT

LOT # 2029

NET AMOUNT
865.04
TENDERED

CHANGE

CHECK #

SIGNATURE _____

AC-12

NON-HAZARDOUS WASTE MANIFEST

1. Generator's US EPA ID No. NYP000853340 | Manifest Document No. | 2. Page 1 of 1 | BC - 11

3. Generator's Name and Mailing Address
Former Schenectady Army Depot
P.O. Box 13287, Offutt AFB, NE 68113
4. Generator's Phone (402) 293-2520

See Sect 15

5. Transporter 1 Company Name: Mangiardi Brothers Trucking, Inc
6. US EPA ID Number: NYR000097872
A. Transporter's Phone: 518-477-8940

7. Transporter 2 Company Name
8. US EPA ID Number
B. Transporter's Phone

9. Designated Facility Name and Site Address
City of Albany Landfill
Rapp Road
Albany, NY 12205
10. US EPA ID Number: NOTREQUIRED
C. Facility's Phone: 518-869-9651

11. Waste Shipping Name and Description	12. Containers No.	Type	13. Total Quantity	14. Unit Wt/Vol
a. Non DOT, Non RCRA Regulated Material (Non Hazardous Soil) Lot # 2029	XX1	DT	EST	T
b.				
c.				
d.				

D. Additional Descriptions for Materials Listed Above
A: App #

E. Handling Codes for Wastes Listed Above

15. Special Handling Instructions and Additional Information
Site: Route 146, Guilderland, NY 12009
Job#WILM-MSCH-
Emergency Contact: Capitol Environmental (302) 652-8662

16. **GENERATOR'S CERTIFICATION:** I certify the materials described above on this manifest are not subject to federal regulations for reporting proper disposal of Hazardous Waste.
Printed/Typed Name: Jeffrey W Hubbard
Signature: for USACE New York
Month 07 Day 21 Year 09

17. Transporter 1 Acknowledgement of Receipt of Materials
Printed/Typed Name: [illegible]
Signature
Month 07 Day 21 Year 09

18. Transporter 2 Acknowledgement of Receipt of Materials
Printed/Typed Name
Signature
Month Day Year

19. Discrepancy Indication Space

20. Facility Owner or Operator: Certification of receipt of waste materials covered by this manifest except as noted in Item 19.
Printed/Typed Name
Signature
Month Day Year

GENERATOR
TRANSPORTER
FACILITY

Printed by: KELSEY ASSOCIATES, INC.

GENERATOR'S COPY

DEPARTMENT OF GENERAL SERVICES
Rapp Road Waste Manage (Facility
525 Rapp Rd • Albany, N.Y. 12205
(518) 869-3651

02	153477	P4		Kelly Dwyer	
DATE IN	DATE OUT	TIME IN	TIME OUT	VEHICLE	ROLL OFF
07/21/03	07/21/03	10:43	10:59	7001	
REFERENCE			ORIGIN		
2029-32					

006025 Capitol Environmental Services
8229 Boone Blvd.
Vienna VA 22182

Scale 2 Gross Wt. 113620 LB
Scale 2 Tare Wt. 39400 LB
Net Weight 74220 LB

Inbound - Charge ticket

QTY.	UNIT	DESCRIPTION	RATE	EXTENSION	FEE	TOTAL
37.11	TON	CONTAMINATED SOIL	22.00	816.42	0.00	816.42

AC-11

Operating hours: 7 am to 3 pm, Monday - Friday
THIS IS TO CERTIFY THAT THIS LOAD DOES NOT CONTAIN ANY NON ACCEPTABLE MATERIALS AS DEFINED BY LANDFILL PERMIT AGREEMENT

LOT # 2029

NET AMOUNT 816.42
TENDERED
CHANGE
CHECK NO.

SIGNATURE _____

LAST TWO LOADS
FROM TRUCKS 32 + 40

NON-HAZARDOUS WASTE MANIFEST

1. Generator's US EPA ID No.	Manifest Document No.	2. Page 1 of 1	
N.Y.P.0.0.0.8.5.3.3.4.9			AC-10 -

GENERATOR

3. Generator's Name and Mailing Address

Former Schenectady Army Depot
P.O. Box 13287, Offutt AFB, NE 68113

See Sect 15

4. Generator's Phone (402) 293-2520

5. Transporter 1 Company Name	6. US EPA ID Number	A. Transporter's Phone
Mangiardi Brothers Trucking, Inc.	N.Y.R.0.0.0.0.9.7.9.7.2	518-477-6640
7. Transporter 2 Company Name	8. US EPA ID Number	B. Transporter's Phone

9. Designated Facility Name and Site Address	10. US EPA ID Number	C. Facility's Phone
City of Albany Landfill Rapp Road Albany, NY 12205	N.O.T.R.E.Q.U.I.R.E.D	518-869-3651

11. Waste Shipping Name and Description	12. Containers No.	12. Containers Type	13. Total Quantity	14. Unit Wt/Vol
a. Non DOT, Non RCRA Regulated Material # LA 2029 (Non Hazardous Soil)	XX1	DT	EST 16	T
b.				
c.				
d.				

D. Additional Descriptions for Materials Listed Above	E. Handling Codes for Wastes Listed Above
A: App #	

15. Special Handling Instructions and Additional Information

Site: Route 146, Guilderland, NY 12009

Job#WLM-MSCH-

Emergency Contact: Capitol Environmental (302) 652-8922

16. **GENERATOR'S CERTIFICATION:** I certify the materials described above on this manifest are not subject to federal regulations for reporting proper disposal of Hazardous Waste.

Printed/Typed Name	Signature	Month	Day	Year
Jeffrey W Hubbard	for USACE New York	07	21	03

TRANSPORTER

17. Transporter 1 Acknowledgement of Receipt of Materials

Printed/Typed Name	Signature	Month	Day	Year
		07	21	03

18. Transporter 2 Acknowledgement of Receipt of Materials

Printed/Typed Name	Signature	Month	Day	Year

FACILITY

19. Discrepancy Indication Space

20. Facility Owner or Operator: Certification of receipt of waste materials covered by this manifest except as noted in Item 19.

Printed/Typed Name	Signature	Month	Day	Year

EQUIFAX KELLER & ASSOCIATES, INC.
WL-849-(010)

GENERATOR'S COPY

DEPARTMENT OF GENERAL SERVICES
Rapp Road Waste Manag nt Facility
525 Rapp Rd • Albany, N. . 12205
(516) 869-3651

02	153474	P		Kelly Dwyer	
DATE IN	DATE OUT	TIME IN	TIME OUT	VEHICLE	ROLL OFF
07/21/03	07/21/03	10:34	10:52	7001	
REFERENCE			ORIGIN		
2029-40					

006025 Capitol Environmental Services
8229 Boone Blvd.
Vienna VA 22182

Scale 2 Gross Wt. 111820 LB
Scale 2 Tare Wt. 36020 LB
Net Weight 75800 LB

Inbound - Charge ticket

AV-10

QTY.	UNIT	DESCRIPTION	RATE	EXTENSION	FEE	TOTAL
37.90	TON	CONTAMINATED SOIL	22.00	833.80	0.00	833.80

Operating hours: 7 am to 3 pm, Monday - Friday
THIS IS TO CERTIFY THAT THIS LOAD DOES NOT CONTAIN ANY NON ACCEPTABLE MATERIALS AS DEFINED BY LANDFILL PERMIT AGREEMENT

NET AMOUNT
833.80
TENDERED
CHANGE
CHECK NO.

LOT # 2029

SIGNATURE _____

D. Additional Descriptions for Materials Listed Above

A: App #

E. Handling Codes for Wastes Listed Above

15. Special Handling Instructions and Additional Information

Site: Rouse 146, Guilderland, NY 12009

Job#WILM-MSCH

Emergency Contact: Capitol Environmental (302) 652-8999

16. GENERATOR'S CERTIFICATION: I certify the materials described above on this manifest are not subject to federal regulations for reporting proper disposal of Hazardous Waste.

Printed/Typed Name	Signature	Month	Day	Year
Jeffrey W Hubbard	for USACE, New York	07	21	03

TRANSPORTER

17. Transporter 1 Acknowledgement of Receipt of Materials

Printed/Typed Name	Signature	Month	Day	Year
[illegible]		07	21	03

18. Transporter 2 Acknowledgement of Receipt of Materials

Printed/Typed Name	Signature	Month	Day	Year

FACILITY

19. Discrepancy Indication Space

20. Facility Owner or Operator: Certification of receipt of waste materials covered by this manifest except as noted in Item 19.

Printed/Typed Name	Signature	Month	Day	Year
	Kelly Dwyer			

TRANSPORTER #1

NON-HAZARDOUS WASTE MANIFEST

1. Generator's US EPA ID No.	Manifest Document No.	2. Page 1 of 1	DC-9
NYP0009533 49			

3. Generator's Name and Mailing Address

Former Schenectady Army Depot
P.O. Box 13287, Offutt AFB, NE 68113

4. Generator's Phone (402) 292-2520

See Sect 15

5. Transporter 1 Company Name	6. US EPA ID Number	A. Transporter's Phone
Mangiardi Brothers Trucking, Inc.	NYR000097972	518-477-8840
7. Transporter 2 Company Name	8. US EPA ID Number	B. Transporter's Phone
9. Designated Facility Name and Site Address City of Albany Landfill Rapp Road Albany, NY 12205	10. US EPA ID Number NOTREQUIRED	C. Facility's Phone 518-[illegible]-3651

11. Waste Shipping Name and Description	12. Containers No.	Type	13. Total Quantity	14. Unit Wt/Vol
a. Non DOT, Non RCRA Regulated Material (Non Hazardous Soil) Lot 2029	XX1	DT	EST 32	T
b.				
c.				
d.				

D. Additional Descriptions for Materials Listed Above	E. Handling Codes for Wastes Listed Above
A: App #	

15. Special Handling Instructions and Additional Information

Lot 2029

Site: Route 146, Guilderland, NY 12009

Job#WLM-MSCH

Emergency Contact: Capitol Environmental (302) 652-8699

16. GENERATOR'S CERTIFICATION: I certify the materials described above on this manifest are not subject to federal regulations for reporting proper disposal of Hazardous Waste.

Printed/Typed Name	Signature	Month	Day	Year
Jeffrey W Hubbard	[signature]	07	21	03

17. Transporter 1 Acknowledgement of Receipt of Materials

Printed/Typed Name	Signature	Month	Day	Year
DAN TATOR	[signature]	07	21	03

18. Transporter 2 Acknowledgement of Receipt of Materials

Printed/Typed Name	Signature	Month	Day	Year

19. Discrepancy Indication Space

20. Facility Owner or Operator: Certification of receipt of waste materials covered by this manifest except as noted in Item 19.

Printed/Typed Name	Signature	Month	Day	Year

GENERATOR / TRANSPORTER / FACILITY

Printed by KELLER & ASSOCIATES, INC.
(NJ) 1-800-[illegible]

GENERATOR'S COPY

CITY OF ALBANY
DEPARTMENT OF GENERAL SERVICES
Rapp Road Waste Management Facility
525 Rapp Rd • Albany, N.Y. 12205
(518) 869-3651

02 153448 P4 I Kelly Dwyer

DATE IN	DATE OUT	TIME IN	TIME OUT	VEHICLE	ROLL OFF
07/21/03	07/21/03	09:38	09:57	7003	

006025 Capitol Environmental Services
8229 Boone Blvd.
Vienna VA 22182

6039-30

Scale 2 Gross Wt.	118520	LB	Inbound - Charge ticket
Scale 2 Tare Wt.	38440	LB	
Net Weight	80080	LB	

QTY	UNIT	DESCRIPTION	RATE	EXTENSION	FEE	TOTAL
40.04	TON	CONTAMINATED SOIL	22.00	880.88	0.00	880.88

Operating hours: 7 am to 3 pm, Monday - Friday
THIS IS TO CERTIFY THAT THIS LOAD DOES NOT CONTAIN ANY NON ACCEPTABLE MATERIALS AS DEFINED BY LANDFILL PERMIT AGREEMENT

LOT # 6025

NET AMOUNT
880.88
TENDERED
CHANGE
CHECK NO

SIGNATURE _____

AC-9

Print or Type
(Form Designed for Use on Elite (12-Pitch) Typewriter)

NON-HAZARDOUS WASTE MANIFEST

1. Generator's US EPA ID No.	Manifest Document No.	2. Page 1 of 1	
.N.Y.P.0.0.0.9.5.3.4.9	. . . .		AC-8

GENERATOR

3. Generator's Name and Mailing Address
Former Schenectady Army Depot
P.O. Box 13267, Offutt AFB, NE 68113
4. Generator's Phone (402) 293-2520

See Sect 15

5. Transporter 1 Company Name	6. US EPA ID Number	A. Transporter's Phone
Mangiardi Brothers Trucking, Inc.	.N.Y.R.0.0.0.0.9.7.8.7.2	518-477-8940
7. Transporter 2 Company Name	8. US EPA ID Number	B. Transporter's Phone
	. . . . .	
9. Designated Facility Name and Site Address City of Albany Landfill Rapp Road Albany, NY 12205	10. US EPA ID Number .N.O.T.R.E.Q.U.I.R.E.D	C. Facility's Phone 518-869-3981

11. Waste Shipping Name and Description	12. Containers No.	Type	13. Total Quantity	14. Unit Wt/Vol
a. Non DOT, Non RCRA Regulated Material (Non Hazardous Soil) Lot # 2029	XX1	DT	EST 30	T
b.				
c.				
d.				

D. Additional Descriptions for Materials Listed Above
A: App #

E. Handling Codes for Wastes Listed Above

15. Special Handling Instructions and Additional Information
Lot 2029
Site: Route 146, Guilderland, NY 12009
Job#WILM-MSCH
Emergency Contact: Capitol Environmental (302) 652-8558

16. **GENERATOR'S CERTIFICATION:** I certify the materials described above on this manifest are not subject to federal regulations for reporting proper disposal of Hazardous Waste.

Printed/Typed Name	Signature	Month	Day	Year
Jeffrey W Hubbard	For USACE	12	21	05

TRANSPORTER

17. Transporter 1 Acknowledgement of Receipt of Materials

Printed/Typed Name	Signature	Month	Day	Year
John Sheldon		12	23	05

18. Transporter 2 Acknowledgement of Receipt of Materials

Printed/Typed Name	Signature	Month	Day	Year
John		.	.	.

FACILITY

19. Discrepancy Indication Space

20. Facility Owner or Operator: Certification of receipt of waste materials covered by this manifest except as noted in Item 19.

Printed/Typed Name	Signature	Month	Day	Year
		.	.	.

Printed by J. J. KELLER & ASSOCIATES, INC.
Neenah, WI 54957-0368

GENERATOR'S COPY

CITY OF ALBANY
DEPARTMENT OF GENERAL SERVICES
Rapp Road Waste Management Facility
525 Rapp Rd • Albany, N.Y. 12205
(518) 869-3651

02	153446	P4 I	Kelly Dwyer

DATE IN	DATE OUT	TIME IN	TIME OUT	VEHICLE	ROLL OFF
07/21/03	07/21/03	09:30	09:52	7001	

2029-32

006025 Capitol Environmental Services
8229 Boone Blvd.
Vienna VA 22182

Scale 2 Gross Wt.	106160	LB
Scale 2 Tare Wt.	38700	LB
Net Weight	67460	LB

Inbound - Charge ticket

QTY.	UNIT	DESCRIPTION	RATE	EXTENSION	FEE	TOTAL
33.73	TON	CONTAMINATED SOIL	22.00	742.06	0.00	742.06

Operating hours: 7 am to 3 pm, Monday - Friday
THIS IS TO CERTIFY THAT THIS LOAD DOES NOT CONTAIN ANY NON ACCEPTABLE MATERIALS AS DEFINED BY LANDFILL PERMIT AGREEMENT

NET AMOUNT
742.06
TENDERED
CHANGE
CHECK NO.

LOT # 2029

SIGNATURE _____

AC-8

Please print or type
(Form designed for use on elite (12-pitch) typewriter)

NON-HAZARDOUS WASTE MANIFEST

1. Generator's US EPA ID No.: N.Y.P.0.0.0.9.5.3.3.4.9
Manifest Document No.:
2. Page 1 of 1
AC-7

3. Generator's Name and Mailing Address
Former Schenectady Army Depot
P.O. Box 13287, Offutt AFB, NE 68113
4. Generator's Phone (402) 293-2520

See Sect 15

5. Transporter 1 Company Name: Mangiardi Brothers Trucking, Inc.
6. US EPA ID Number: N.Y.R.0.0.0.9.9.7.9.7.2
A. Transporter's Phone: 518-477-8940

7. Transporter 2 Company Name:
8. US EPA ID Number:
B. Transporter's Phone:

9. Designated Facility Name and Site Address
City of Albany Landfill
Rapp Road
Albany, NY 12205
10. US EPA ID Number: N.O.T.R.E.Q.U.I.R.E.D
C. Facility's Phone: 518-869-3651

11. Waste Shipping Name and Description	12. Containers No.	Type	13. Total Quantity	14. Unit Wt/Vol
a. Non DOT, Non RCRA Regulated Material (Non Hazardous Soil) Lot # 2029	XX1	DT	EST 56	T
b.				
c.				
d.				

D. Additional Descriptions for Materials Listed Above
A: App #

E. Handling Codes for Wastes Listed Above

15. Special Handling Instructions and Additional Information
Site: Route 146, Guilderland, NY 12009
Job#WILM-MSCH-
Emergency Contact: Capitol Environmental (302) 652-8999

16. **GENERATOR'S CERTIFICATION:** I certify the materials described above on this manifest are not subject to federal regulations for reporting proper disposal of Hazardous Waste.

Printed/Typed Name	Signature	Month	Day	Year
Jeffrey W Hubbard	for USACE New York [signature]	07	21	03

17. Transporter 1 Acknowledgement of Receipt of Materials

Printed/Typed Name	Signature	Month	Day	Year
Joe Mangiardi	[signature]	7	21	05

18. Transporter 2 Acknowledgement of Receipt of Materials

Printed/Typed Name	Signature	Month	Day	Year

19. Discrepancy Indication Space

20. Facility Owner or Operator: Certification of receipt of waste materials covered by this manifest except as noted in Item 19.

Printed/Typed Name	Signature	Month	Day	Year

GENERATOR

TRANSPORTER

FACILITY

Printed by J. J. KELLER & ASSOCIATES, INC.
Neenah, WI 54957-0368

GENERATOR'S COPY

AC-7

CITY OF ALBANY
DEPARTMENT OF GENERAL SERVICES
~~Rapp Road~~ Waste Management Facility
525 Rapp Rd • Albany, N.Y. 12205
(518) 869-3651

SITE	TICKET	GRID	WEIGHMASTER
02	153453	P4 I	Kelly Dwyer

DATE IN	DATE OUT	TIME IN	TIME OUT	VEHICLE	ROLL OFF
07/21/03	07/21/03	09:47	09:47	7001	

REFERENCE — ORDER #

2029-40

006025 Capitol Environmental Services
8229 Boone Blvd.
Vienna VA 22182

Manual Gross Wt.	112520	LB
Manual Tare Wt.	36060	LB
Net Weight	76460	LB

Inbound - Charge ticket

QTY	UNIT	DESCRIPTION	RATE	EXTENSION	FEE	TOTAL
38.23	TON	CONTAMINATED SOIL	22.00	841.06	0.00	841.06

Operating hours: 7 am to 3 pm, Monday - Friday
THIS IS TO CERTIFY THAT THIS LOAD DOES NOT CONTAIN ANY NON ACCEPTABLE MATERIALS AS DEFINED BY LANDFILL PERMIT AGREEMENT

LOT # 2029

SIGNATURE _____

NET AMOUNT
841.06
TENDERED

CHANGE

CHECK NO.

Please print or type
Form designed for use on elite (12-pitch) typewriters

NON-HAZARDOUS WASTE MANIFEST

1. Generator's US EPA ID No. N.Y.P.0.0.0.9.5.3.3.4.9
Manifest Document No.
2. Page 1 of 1 AC-6

3. Generator's Name and Mailing Address
Former Schenectady Army Depot
P.O. Box 13287, Offutt AFB, NE 68113
4. Generator's Phone (402) 293-2520

See Sect 15

5. Transporter 1 Company Name: Mangiardi Brothers Trucking, Inc.
6. US EPA ID Number: N.Y.R.0.0.0.0.9.7.9.7.2
A. Transporter's Phone: 518-477-8940

7. Transporter 2 Company Name:
8. US EPA ID Number:
B. Transporter's Phone:

9. Designated Facility Name and Site Address
City of Albany Landfill
Rapp Road
Albany, NY 12205
10. US EPA ID Number: N.O.T.R.E.Q.U.I.R.E.D
C. Facility's Phone: 518-869-3651

11. Waste Shipping Name and Description	12. Containers No.	Type	13. Total Quantity	14. Unit Wt/Vol
a. Non DOT, Non RCRA Regulated Material (Non Hazardous Soil) Lot # 7029	XX1	DT	EST 3.6	T
b.				
c.				
d.				

D. Additional Descriptions for Materials Listed Above
A: App #

E. Handling Codes for Wastes Listed Above

15. Special Handling Instructions and Additional Information
Site: Route 146, Guilderland, NY 12009
Job#WILM-MSCH-
Emergency Contact: Capitol Environmental (302) 652-6999

16. **GENERATOR'S CERTIFICATION:** I certify the materials described above on this manifest are not subject to federal regulations for reporting proper disposal of Hazardous Waste.
Printed/Typed Name: Jeffrey W Hubbard
Signature: [signature]
Month 0.7 Day 21 Year 93

17. Transporter 1 Acknowledgement of Receipt of Materials
Printed/Typed Name:
Signature:
Month Day Year

18. Transporter 2 Acknowledgement of Receipt of Materials
Printed/Typed Name: DAN TAYOR
Signature: [signature]
Month 0.7 Day 21 Year 93

19. Discrepancy Indication Space

20. Facility Owner or Operator: Certification of receipt of waste materials covered by this manifest except as noted in Item 19.
Printed/Typed Name:
Signature:
Month Day Year

GENERATOR
TRANSPORTER
FACILITY

Printed by KELLER & ASSOCIATES, INC.
Neenah, WI 54957-0368

GENERATOR'S COPY

CITY OF ALBANY
DEPARTMENT OF GENERAL SERVICES
Rapp Road Waste Management Facility
525 Rapp Rd • Albany, N.Y. 12205
(518) 869-3651

SITE	TICKET	GRID	DRIVER/HELPER
02	153425	P4 I	Kelly Dwyer

DATE IN	DATE OUT	TIME IN	TIME OUT	VEHICLE	ROLL OFF
07/21/03	07/21/03	08:36	08:51	7001	

REFERENCE	PO #	CUSTOMER
2029-30		

006025 Capitol Environmental Services
8229 Boone Blvd.
Vienna VA 22182

Scale 1 Gross Wt.	113080	LB	Inbound - Charge ticket
Scale 2 Tare Wt.	38480	LB	
Net Weight	74600	LB	

QTY.	UNIT	DESCRIPTION	RATE	EXTENSION	FEE	TOTAL
37.30	TON	CONTAMINATED SOIL	22.00	820.60	0.00	820.60

Operating hours: 7 am to 3 pm, Monday - Friday
THIS IS TO CERTIFY THAT THIS LOAD DOES NOT CONTAIN ANY NON ACCEPTABLE MATERIALS AS DEFINED BY LANDFILL PERMIT AGREEMENT

NET AMOUNT
820.60
TENDERED
CHANGE
CHECK NO.

LOT # 2029

SIGNATURE _____

AC-6

Please print or type
(Form designed for use on elite (12-pitch) typewriter)

NON-HAZARDOUS WASTE MANIFEST

1. Generator's US EPA ID No.: N.Y.P.0.0.0.6.5.3.3.4.9
Manifest Document No.:
2. Page 1 of 1
AC-5

3. Generator's Name and Mailing Address
Former Schenectady Army Depot
P.O. Box 13287, Offutt AFB, NE 68113
4. Generator's Phone (402) 293-2520

See Sect 15

5. Transporter 1 Company Name: Mangiardi Brothers Trucking, Inc.
6. US EPA ID Number: N.Y.R.0.0.0.0.9.7.9.7.2
A. Transporter's Phone: 518-477-8840

7. Transporter 2 Company Name:
8. US EPA ID Number:
B. Transporter's Phone:

9. Designated Facility Name and Site Address
City of Albany Landfill
Rapp Road
Albany, NY 12205
10. US EPA ID Number: N.O.T.R.E.Q.U.I.R.E.D
C. Facility's Phone: 518-869-3651

11. Waste Shipping Name and Description	12. Containers No.	Type	13. Total Quantity	14. Unit Wt/Vol
a. Non DOT, Non RCRA Regulated Material (Non Hazardous Soil) Lot # 2029	XX1	DT	EST 36	T
b.				
c.				
d.				

D. Additional Descriptions for Materials Listed Above
A: App #

E. Handling Codes for Wastes Listed Above

15. Special Handling Instructions and Additional Information
Site: Route 146, Guilderland, NY 12009
Job#WILM-MSCH-
Emergency Contact: Capitol Environmental (302) 652-8999

16. **GENERATOR'S CERTIFICATION:** I certify the materials described above on this manifest are not subject to federal regulations for reporting proper disposal of Hazardous Waste.

Printed/Typed Name	Signature	Month	Day	Year
Jeffrey W Hubbard	for USACE New York [signature]	07	21	03

17. Transporter 1 Acknowledgement of Receipt of Materials

Printed/Typed Name	Signature	Month	Day	Year
		07	21	03

18. Transporter 2 Acknowledgement of Receipt of Materials

Printed/Typed Name	Signature	Month	Day	Year
John Sheldon	[signature]			

19. Discrepancy Indication Space

20. Facility Owner or Operator: Certification of receipt of waste materials covered by this manifest except as noted in Item 19.

Printed/Typed Name	Signature	Month	Day	Year

GENERATOR

TRANSPORTER

FACILITY

Printed by J.J. KELLER & ASSOCIATES, INC.
Neenah, WI 54957-0368

GENERATOR'S COPY

CITY OF ALBANY
DEPARTMENT OF GENERAL SERVICES
Rapp Road Waste Management Facility
525 Rapp Rd • Albany, N.Y. 12205
(518) 869-3651

SITE	TICKET	DEPT	AGENCY
02	153421	P4 I	Kelly Dwyer

DATE IN	DATE OUT	TIME IN	TIME OUT	VEHICLE	SCALE OPER
07/21/03	07/21/03	08:25	08:42	7004	

006025 Capitol Environmental Services
8229 Boone Blvd.
Vienna VA 22182

2029-32

Scale 1 Gross Wt. 108880 LB
Scale 2 Tare Wt. 38720 LB
Net Weight 70160 LB

Inbound - Charge ticket

QTY.	UNIT	DESCRIPTION	RATE	EXTENSION	FEE	TOTAL
35.08	TON	CONTAMINATED SOIL	22.00	771.76	0.00	771.76

Operating hours: 7 am to 3 pm, Monday - Friday
THIS IS TO CERTIFY THAT THIS LOAD DOES NOT CONTAIN ANY NON ACCEPTABLE MATERIALS AS DEFINED BY LANDFILL PERMIT AGREEMENT

LOT # 2029

SIGNATURE

AMOUNT
771.76
TENDERED
CHANGE
CHECK NO.

AC-5

Please print or type
(Form designed for use on elite (12-pitch) typewriter.)

NON-HAZARDOUS WASTE MANIFEST

1. Generator's US EPA ID No.: N.Y.P.0.0.0.9.5.3.3.4.9
Manifest Document No.:
2. Page 1 of 1
AC-4

3. Generator's Name and Mailing Address
Former Schenectady Army Depot
P.O. Box 13267, Offutt AFB, NE 68113
4. Generator's Phone (402) 293-2520

See Sect 15

5. Transporter 1 Company Name: Mangiardi Brothers Trucking, Inc.
6. US EPA ID Number: N.Y.R.0.0.0.0.9.7.9.7.2
A. Transporter's Phone: 518-477-8940

7. Transporter 2 Company Name:
8. US EPA ID Number:
B. Transporter's Phone:

9. Designated Facility Name and Site Address
City of Albany Landfill
Rapp Road
Albany, NY 12205
10. US EPA ID Number: N.O.T.R.E.Q.U.I.R.E.D
C. Facility's Phone: 518-869-3651

11. Waste Shipping Name and Description	12. Containers No.	Type	13. Total Quantity	14. Unit Wt/Vol
a. Non DOT, Non RCRA Regulated Material (Non Hazardous Soil) Lot # 2029	XX1	DT	EST 36	T
b.				
c.				
d.				

D. Additional Descriptions for Materials Listed Above
A: App #

E. Handling Codes for Wastes Listed Above

15. Special Handling Instructions and Additional Information
Site: Route 146, Guilderland, NY 12009
Job#WILM-MSCH-
Emergency Contact: Capitol Environmental (302) 652-8999

16. **GENERATOR'S CERTIFICATION:** I certify the materials described above on this manifest are not subject to federal regulations for reporting proper disposal of Hazardous Waste.

Printed/Typed Name	Signature	Month	Day	Year
Jeffrey W Hubbard	[signature] USACE New York	07	21	03

17. Transporter 1 Acknowledgement of Receipt of Materials

Printed/Typed Name	Signature	Month	Day	Year
Joe Mangiardi	[signature]	7	21	03

18. Transporter 2 Acknowledgement of Receipt of Materials

Printed/Typed Name	Signature	Month	Day	Year

19. Discrepancy Indication Space

20. Facility Owner or Operator: Certification of receipt of waste materials covered by this manifest except as noted in Item 19.

Printed/Typed Name	Signature	Month	Day	Year

GENERATOR

TRANSPORTER

FACILITY

Printed by J. J. KELLER & ASSOCIATES, INC.
Milwaukee, WI 54957-0368

GENERATOR'S COPY

CITY OF ALBANY
DEPARTMENT OF GENERAL SERVICES
Rapp Road Waste Management [illegible]
525 Rapp Rd • Albany, N.Y. [illegible]
(518) 869-3651

SITE	TICKET			
02	153417	P4 I	Kelly Dwyer	

DATE	DATE OUT	TIME IN	TIME OUT	VEHICLE	ROLL OFF
07/21/03	07/21/03	08:20	08:38	7005	

REFERENCE

2029-40

006025 Capitol Environmental Services
8229 Boone Blvd.
Vienna VA 22182

Scale 1 Gross Wt.	103160	LB
Scale 2 Tare Wt.	36080	LB
Net Weight	67080	LB

Inbound - Charge ticket

QTY.	UNIT	DESCRIPTION	RATE	EXTENSION	FEE	TOTAL
33.54	TON	CONTAMINATED SOIL	22.00	737.88	0.00	737.88

Operating hours: 7 am to 3 pm, Monday - Friday
THIS IS TO CERTIFY THAT THIS LOAD DOES NOT CONTAIN ANY NON ACCEPTABLE MATERIALS AS DEFINED BY LANDFILL PERMIT AGREEMENT

LOT # 2029

NET AMOUNT
737.88
TENDERED
CHANGE
CHECK NO.

SIGNATURE

AC-4

Please print or type
(Form designed for use on elite (12-pitch) typewriter)

NON-HAZARDOUS WASTE MANIFEST

1. Generator's US EPA ID No.: N.Y.P.0.0.0.8.5.3.3.4.9
Manifest Document No.:
2. Page 1 of 1
AC-3

3. Generator's Name and Mailing Address
Former Schenectady Army Depot
P.O. Box 13287, Offutt AFB, NE 68113
4. Generator's Phone (402) 293-2520

See Sect 15

5. Transporter 1 Company Name: Mangiardi Brothers Trucking, Inc.
6. US EPA ID Number: N.Y.R.0.0.0.0.9.7.9.7.2
A. Transporter's Phone: 518-477-8940

7. Transporter 2 Company Name:
8. US EPA ID Number:
B. Transporter's Phone:

9. Designated Facility Name and Site Address
City of Albany Landfill
Rapp Road
Albany, NY 12205
10. US EPA ID Number: N.O.T.R.E.Q.U.I.R.E.D
C. Facility's Phone: 518-859-3651

11. Waste Shipping Name and Description	12. Containers No.	Type	13. Total Quantity	14. Unit Wt/Vol
a. Non DOT, Non RCRA Regulated Material (Non Hazardous Soil) Lot # 2029	XX1	DT	EST 35 36	T
b.				
c.			36	
d.				

D. Additional Descriptions for Materials Listed Above
A: App #

E. Handling Codes for Wastes Listed Above

15. Special Handling Instructions and Additional Information
Site: Route 146, Guilderland, NY 12009
Job#WILM-MSCH-
Emergency Contact: Capitol Environmental (302) 652-6999

16. **GENERATOR'S CERTIFICATION:** I certify the materials described above on this manifest are not subject to federal regulations for reporting proper disposal of Hazardous Waste.

Printed/Typed Name	Signature	Month	Day	Year
Jeffrey W Hubbard	Jeffrey W Hubbard	07	21	03

17. Transporter 1 Acknowledgement of Receipt of Materials

Printed/Typed Name	Signature	Month	Day	Year
JOL Mangiardi	Joe Mangiardi	7	21	03

18. Transporter 2 Acknowledgement of Receipt of Materials

Printed/Typed Name	Signature	Month	Day	Year

19. Discrepancy Indication Space

20. Facility Owner or Operator: Certification of receipt of waste materials covered by this manifest except as noted in Item 19.

Printed/Typed Name	Signature	Month	Day	Year

GENERATOR

TRANSPORTER

FACILITY

Printed by: J. J. KELLER & ASSOCIATES, INC.
Oregon, WI 54957-0368

GENERATOR'S COPY

AC-3

CITY OF ALBANY
DEPARTMENT OF GENERAL SERVICES
Rapp Road Waste Management Facility
525 Rapp Rd • Albany, N.Y. 12205
(518) 869-3651

SITE	TICKET	GRID	WEIGHMASTER
02	153395	P4 I	John Balet

DATE IN	DATE OUT	TIME IN	TIME OUT	VEHICLE	ROLL OFF
07/21/03	07/21/03	07:13	07:32	7002	

REFERENCE	ORIGIN
2029-40	

006025 Capitol Environmental Services
8229 Boone Blvd.
Vienna VA 22182

Scale 1 Gross Wt. 112520 LB
Scale 2 Tare Wt. 36120 LB
Net Weight 76400 LB

Inbound - Charge ticket

QTY	UNIT	DESCRIPTION	RATE	EXTENSION	FEE	TOTAL
38.20	TON	CONTAMINATED SOIL	22.00	840.40	0.00	840.40

Operating hours: 7 am to 3 pm, Monday - Friday
THIS IS TO CERTIFY THAT THIS LOAD DOES NOT CONTAIN ANY NON ACCEPTABLE MATERIALS AS DEFINED BY LANDFILL PERMIT AGREEMENT

LOT # 2029

NET AMOUNT
840.40
TENDERED
CHANGE
CHECK NO.

D. Additional Descriptions for Materials Listed Above

SIGNATURE

NON-HAZARDOUS WASTE MANIFEST

1. Generator's US EPA ID No. N.Y.P.0.0 0 0 5 3 3 4 9
Manifest Document No.
2. Page 1 of 1
AC-2

3. Generator's Name and Mailing Address
Former Schenectady Army Depot
P.O. Box 13207, Offutt AFB, NE 68113
4. Generator's Phone (402) 293-2520
See Sect 15

5. Transporter 1 Company Name
Mangiardi Brothers Trucking, Inc.
6. US EPA ID Number N.Y.R.0.0 0 0 9 7 8 7 2
A. Transporter's Phone 518-477-8840

7. Transporter 2 Company Name
8. US EPA ID Number
B. Transporter's Phone

9. Designated Facility Name and Site Address
City of Albany Landfill
Rapp Road
Albany, NY 12205
10. US EPA ID Number N.O.T.R.E.O.U.I.R.E.D
C. Facility's Phone 518-869-3651

11. Waste Shipping Name and Description	12. Containers No.	Type	13. Total Quantity	14. Unit Wt/Vol
a. Non DOT, Non RCRA Regulated Material (Non Hazardous Soil) LOT 2029	XX1	DT	EST 36	T
b.				
c.				
d.				

D. Additional Descriptions for Materials Listed Above
A: App #

E. Handling Codes for Wastes Listed Above

15. Special Handling Instructions and Additional Information
Site: Route 146, Guilderland, NY 12009
Job#WILM-MSCH-
Emergency Contact: Capitol Environmental (302) 652-6869

16. **GENERATOR'S CERTIFICATION:** I certify the materials described above on this manifest are not subject to federal regulations for reporting proper disposal of Hazardous Waste.
Printed/Typed Name: Jeffrey W Hubbard
Signature: for USACE, New York Dist
Month 07 Day 21 Year 03

17. Transporter 1 Acknowledgement of Receipt of Materials
Printed/Typed Name
Signature
Month Day Year

18. Transporter 2 Acknowledgement of Receipt of Materials
Printed/Typed Name
Signature
Month Day Year

19. Discrepancy Indication Space

20. Facility Owner or Operator: Certification of receipt of waste materials covered by this manifest except as noted in Item 19.
Printed/Typed Name
Signature
Month Day Year

GENERATOR
TRANSPORTER
FACILITY

KELLER & ASSOCIATES, INC.

GENERATOR'S COPY

AC-2

CITY OF ALBANY
DEPARTMENT OF GENERAL SERVICES
Rapp Road Waste Management Facility
525 Rapp Rd • Albany, N.Y. 12205
(518) 869-3651

SITE	TICKET	GRID	WEIGH MASTER
02	153408	P4 I	John Balet

DATE IN	DATE OUT	TIME IN	TIME OUT	VEHICLE	DOCKET
07/21/03	07/21/03	07:34	07:34	7003	

CUSTOMER	ORDER
2029-30	

006025 Capitol Environmental Services
8229 Boone Blvd.
Vienna VA 22182

Scale 1 Gross Wt. 114660 LB
Scale 2 Tare Wt. 38500 LB
Net Weight 76160 LB

Inbound - Charge ticket

QTY.	UNIT	DESCRIPTION	RATE	EXTENSION	FEE	TOTAL
38.08	TON	CONTAMINATED SOIL	22.00	837.76	0.00	837.76

Operating hours: 7 am to 3 pm, Monday - Friday
THIS IS TO CERTIFY THAT THIS LOAD DOES NOT CONTAIN ANY NON ACCEPTABLE MATERIALS AS DEFINED BY LANDFILL PERMIT AGREEMENT

NET AMOUNT
837.76
TENDERED
CHANGE
CHECK NO.

LOT # 2029

SIGNATURE _____

Please print or type
(Form designed for use on elite (12-pitch) typewriter.)

NON-HAZARDOUS WASTE MANIFEST

1. Generator's US EPA ID No.: N-Y-P-0-0-0-8-5-3-3-4-9
Manifest Document No.:
2. Page 1 of 1 — AC-1

3. Generator's Name and Mailing Address
Former Schenectady Army Depot
P.O. Box 13287, Offutt AFB, NE 68113
4. Generator's Phone (402) 293-2520

See Sect 15

5. Transporter 1 Company Name: Mangiardi Brothers Trucking, Inc.
6. US EPA ID Number: N-Y-R-0-0-0-0-9-7-9-7-2
A. Transporter's Phone: 518-477-8940

7. Transporter 2 Company Name:
8. US EPA ID Number:
B. Transporter's Phone:

9. Designated Facility Name and Site Address
City of Albany Landfill
Rapp Road
Albany, NY 12205
10. US EPA ID Number: N-O-T-R-E-Q-U-I-R-E-D
C. Facility's Phone: 518-869-3851

11. Waste Shipping Name and Description	12. Containers No.	Type	13. Total Quantity	14. Unit Wt/Vol
a. Non DOT, Non RCRA Regulated Material (Non Hazardous Soil) Lot # 2029	XX1	DT	EST 36	T
b.				
c.				
d.				

D. Additional Descriptions for Materials Listed Above
A: App #

E. Handling Codes for Wastes Listed Above

15. Special Handling Instructions and Additional Information
Site: Route 146, Guilderland, NY 12009
Job#WILM-MSCH-
Emergency Contact: Capitol Environmental (302) 652-8999

16. **GENERATOR'S CERTIFICATION:** I certify the materials described above on this manifest are not subject to federal regulations for reporting proper disposal of Hazardous Waste.

Printed/Typed Name	Signature	Month	Day	Year
[illegible]	[signature] USACE New York	07	21	03

17. Transporter 1 Acknowledgement of Receipt of Materials

Printed/Typed Name	Signature	Month	Day	Year
John Sheldon	[signature]	07	21	03

18. Transporter 2 Acknowledgement of Receipt of Materials

Printed/Typed Name	Signature	Month	Day	Year

19. Discrepancy Indication Space

20. Facility Owner or Operator: Certification of receipt of waste materials covered by this manifest except as noted in Item 19.

Printed/Typed Name	Signature	Month	Day	Year

GENERATOR

TRANSPORTER

FACILITY

Printed by J. J. KELLER & ASSOCIATES, INC.
Neenah, WI 54957-0368

GENERATOR'S COPY

AC-1

CITY OF ALBANY
DEPARTMENT OF GENERAL SERVICES
Rapp Road Waste Management Facility
525 Rapp Rd • Albany, N.Y. 12205
(518) 869-3651

SCALE	TICKET	GRID	WEIGHT MASTER
02	153398	P4 I	John Balet

DATE IN	DATE OUT	TIME IN	TIME OUT	VEHICLE	ROLL OFF
07/21/03	07/21/03	07:18	07:36	7004	

REFERENCE	
2029-32	

006025 Capitol Environmental Services
8229 Boone Blvd.
Vienna VA 22182

Scale 1 Gross Wt. 117780 LB
Scale 2 Tare Wt. 38720 LB
Net Weight 79060 LB

Inbound - Charge ticket

QTY.	UNIT	DESCRIPTION	RATE	EXTENSION	FEE	TOTAL
39.53	TON	CONTAMINATED SOIL	22.00	869.66	0.00	869.66

Operating hours: 7 am to 3 pm, Monday - Friday
THIS IS TO CERTIFY THAT THIS LOAD DOES NOT CONTAIN ANY NON ACCEPTABLE MATERIALS AS DEFINED BY LANDFILL PERMIT AGREEMENT

LOT # 2029

NET AMOUNT
869.66
TENDERED
CHANGE
CHECK NO.

SIGNATURE _____

APPENDIX I
HEALTH AND SAFETY DOCUMENTATION

Shaw Environmental & Infrastructure, Inc.

SAFETY MEETING LOG

- [x] Tailgate (daily)
- [ ] Activity Hazard Analysis (prior to new task or operation)
- [x] Site Safety Orientation (new personnel)
- [ ] Supervisor's (monthly)
- [ ] Other: _____

Date/Time: 7/16/03

Client: USACE

Location: SADVA

Job No.: 838360

Meeting conducted by: D. Graham

Details of safety meeting presented (use back of sheet if necessary):

Initial site briefing.

Are any permits/clearances required on this day?:

ATTENDEES:

Name Printed and Employee Number:	Signature:
Alexander Kash 11632	Alexander Kash
Craig Krukowsky	Craig R Krukowsky

Shaw

Shaw Environmental & Infrastructure, Inc.

SAFETY MEETING LOG

- [x] Tailgate (daily)
- [ ] Activity Hazard Analysis (prior to new task or operation)
- [ ] Site Safety Orientation (new personnel)
- [ ] Supervisor's (monthly)
- [ ] Other: _____

Date/Time: 7/17/03 Client: USACE

Location: SADVA Job No.: 838360

Meeting conducted by: D. Graham

Details of safety meeting presented (use back of sheet if necessary):

Screening JSA
Emergency Phone Numbers

Are any permits/clearances required on this day?:

ATTENDEES:

Name Printed and Employee Number:	Signature:
D. Graham 1181528	

Shaw

Shaw Environmental & Infrastructure, Inc.

SAFETY MEETING LOG

☑ Tailgate (daily)
☐ Activity Hazard Analysis (prior to new task or operation)
☐ Site Safety Orientation (new personnel)
☐ Supervisor's (monthly)
☐ Other: _____

Date/Time: 2-18-03 Client: USACE

Location: SIDWT Job No.: 833360

Meeting conducted by: R. Hyde

Details of safety meeting presented (use back of sheet if necessary):

Ground Crew Stay Visible & out of the Path of Loader As work Becomes more Routine Don't keep up on the level of awareness.

Are any permits/clearances required on this day?:

ATTENDEES:

Name Printed and Employee Number:	Signature:
Robert Hyde	
Craig Krukowski	Craig Krukowski
Anthony Powell	
Alexander Kash 11632	Alexander Kash

Shaw
Shaw Environmental & Infrastructure, Inc.

SAFETY MEETING LOG

- ☐ Tailgate (daily)
- ☐ Activity Hazard Analysis (prior to new task or operation)
- ☐ Site Safety Orientation (new personnel)
- ☐ Supervisor's (monthly)
- ☐ Other: _____

Date/Time: 7-19-03 Client: _____

Location: Sadua Job No.: 838360

Meeting conducted by: Craig R. Krukowsky

Details of safety meeting presented (use back of sheet if necessary):

Wear Hard Hats & Safety Glasses
Get attention of operator when in working area.
Keep area clean of trip hazards

Are any permits/clearances required on this day?:

ATTENDEES:

Name Printed and Employee Number:	Signature:
Craig R. Krukowsky 962710	Craig R. Krukowsky
Anthony Penetta 1259704	[illegible]

Shaw Environmental & Infrastructure, Inc.

SAFETY MEETING LOG

- ☐ Tailgate (daily)
- ☐ Activity Hazard Analysis (prior to new task or operation)
- ☐ Site Safety Orientation (new personnel)
- ☐ Supervisor's (monthly)
- ☐ Other: _____

Date/Time: 7-20-03 Client: USACE

Location: SA04A Job No.: 838360

Meeting conducted by: C. Krukowsky

Details of safety meeting presented (use back of sheet if necessary):

Be Alert around screen plants.
Use ladder when cleaning out grizzly bars. Dont climb on machine.

Are any permits/clearances required on this day?:

ATTENDEES:

Name Printed and Employee Number:		Signature:
Alexander Kash	116322	
Craig Krukowsky	962710	Craig Krukowsky
Anthony Purrotta	1259704	

Mike in Service Contractor Sales.
OR
Bill 518-456-1447

Shaw The Shaw Group Inc.

JOB SAFETY ANALYSIS

DATE:
JOB#:
PERMIT#:
ISSUED BY:

Location of Job
(Unit/Location on Project):

Required PPE:	Safety Access/ Location	Supervisor of Work: Drew Graham
Level D	Safe Haven:	JSA Prepared By: R. Hyde
	Wind Direction:	Are other crews in area?
Pre-Job Preparation	Evacuation Route:	
1. Fill out JSA 2. Review JSA (EVERYONE) 3. Sign JSA (EVERYONE)	Assembly Point:	New: Revised:

Job Task
(What are You Doing)

Screening soil & ~~Deb~~ Debris

Audit the Job
Audit Time:

Potential Hazards

Falling Debris
Tipping over of screen unit.
Unit is not Equiped with Emergency stop only
Main switches & Ignition Key

Supervisors Comments

Recommended Action or Procedure

While in operation all unnecessary Personnelle
Keep marked area clear.

Supervisor's Initials:

Crew Name Signatures:

[signature]
[signature]
[signature]
[signature]

Shaw Environmental & Infrastructure, Inc.

HEAVY EQUIPMENT SAFETY INSPECTION CHECKLIST

Name: Craig R. Krukowsky Project

Number: ~~821~~ 962710 Project

EQUIPMENT I.D. NO.: 821 B EQUIPMENT NAME: Case Rubber Tire Loader WEE

OF: _____

ITEM INSPECTED	MONDAY	TUESDAY	WEDNESDAY	THURSDAY	FRI
Falling Object Protective Structure (FOP)	OK	OK	OK		
Roll-over Protective Structure (ROP)	OK	OK	OK		
Seat Belts	OK	OK	OK		
Operator Seat Bar(s)	OK	OK	OK		
Side Shields, Screens or Cab	OK	OK	OK		
Grab Handles	OK	OK	OK		
Back-up Alarm - Working	OK	OK	OK		
Lights	OK	OK	OK		
Guards	OK	OK	OK		
Horn	OK	OK	OK		
Anti-Skid Tread Steps Clear of Mud	OK	OK	OK		
Safety Signs (i.e. counterbalance swing area)	~~OK~~ N/A	ON/A	N/A		
Fire Extinguisher	OK	OK	OK		
Oil (full and no leaks)	OK	OK	OK		
Clear Of Extra Materials	OK	OK	OK		
Controls function properly	OK	OK	OK		
Hydraulic System (full and no leaks)	OK	OK	OK		
Parking brake	OK	OK	OK		
Lift Arm and Bucket	OK	OK	OK		
Tires/Tracks	OK	OK	OK		
Steering	OK	OK	OK		
Inspectors Name and Employee No.					

Craig Krukowsky 962710

Shaw
Shaw Environmental & Infrastructure, Inc.

HEAVY EQUIPMENT SAFETY INSPECTION CHECKLIST

Name: ~~Kobelco~~ Craig R. Krukowsky

Project

#838360

Project

Number: _____

EQUIPMENT I.D. NO.: 80CS

EQUIPMENT NAME: Kobelco

WEE

OF: _____

ITEM INSPECTED	MONDAY	TUESDAY	WEDNESDAY	THURSDAY	FRI
Falling Object Protective Structure (FOP)				OK	OK
Roll-over Protective Structure (ROP)				OK	OK
Seat Belts				OK	OK
Operator Seat Bar(s)				OK	OK
Side Shields, Screens or Cab				OK	OK
Grab Handles				OK	OK
Back-up Alarm - Working				OK	OK
Lights				OK	OK
Guards				OK	OK
Horn				OK	OK
Anti-Skid Tread Steps Clear of Mud				OK	OK
Safety Signs (i.e. counterbalance swing area)				OK	OK
Fire Extinguisher				OK	OK
Oil (full and no leaks)				OK	OK
Clear Of Extra Materials				OK	OK
Controls function properly				OK	OK
Hydraulic System (full and no leaks)				OK	OK
Parking brake				OK	OK
Lift Arm and Bucket				OK	OK
Tires/Tracks				OK	OK
Steering				OK	OK
Inspectors Name and Employee No.				OK	

Craig R Krukowsky
962710

Mile @ capital
302
652
5330

Shaw Environmental & Infrastructure, Inc.

HEAVY EQUIPMENT SAFETY INSPECTION CHECKLIST

Name: Alexander Ezs L 11632 Project

Number: _____ Project

EQUIPMENT I.D. NO.: _____ EQUIPMENT NAME: Kobelco Ex WEE

OF: _____

ITEM INSPECTED	MONDAY	TUESDAY	WEDNESDAY	THURSDAY	FRI
Falling Object Protective Structure (FOP)					
Roll-over Protective Structure (ROP)					
Seat Belts	✓	✓	✓	✓	✓
Operator Seat Bar(s)					
Side Shields, Screens or Cab	✓	✓	✓	✓	✓
Grab Handles	✓	✓	✓	✓	✓
Back-up Alarm - Working	✓	✓	✓	✓	✓
Lights	✓	✓	✓	✓	✓
Guards	✓	✓	✓	✓	✓
Horn	✓	✓	✓	✓	✓
Anti-Skid Tread Steps Clear of Mud					✓
Safety Signs (i.e. counterbalance swing area)	✓	✓	✓	✓	✓
Fire Extinguisher	NO	NO	NO	NO	NO
Oil (full and no leaks)	✓	✓	✓	✓	✓
Clear Of Extra Materials	✓	✓	✓	✓	✓
Controls function properly	✓	✓	✓	✓	✓
Hydraulic System (full and no leaks)	Com x	Com x	Com	Com	Com
Parking brake					
Lift Arm and Bucket	✓	✓	✓	✓	✓
Tires/Tracks	✓	✓	✓	✓	✓
Steering	✓	✓	✓	✓	✓
Inspectors Name and Employee No.					

0.1 leak on Hyd

Shaw
Shaw Environmental & Infrastructure, Inc.

HEAVY EQUIPMENT SAFETY INSPECTION CHECKLIST

Name: Alex Kash 11632 Project

Number: _____ Project

EQUIPMENT I.D. NO.: _____ EQUIPMENT NAME: Cat D6M WEE
OF: _____

ITEM INSPECTED	MONDAY	TUESDAY	WEDNESDAY	THURSDAY	FRI
Falling Object Protective Structure (FOP)					
Roll-over Protective Structure (ROP)					
Seat Belts	✓				
Operator Seat Bar(s)					
Side Shields, Screens or Cab	✓		✓		
Grab Handles	✓		✓		
Back-up Alarm - Working	✓		✓		
Lights	✓		✓		
Guards	✓		✓		
Horn	✓		✓		
Anti-Skid Tread Steps Clear of Mud	✓		✓		
Safety Signs (i.e. counterbalance swing area)	✓		✓		
Fire Extinguisher	✓		✓		
Oil (full and no leaks)	add ½ Gal		✓		
Clear Of Extra Materials	✓		✓		
Controls function properly	✓		✓		
Hydraulic System (full and no leaks)	✓		✓		
Parking brake	✓		✓		
Lift Arm and Bucket	✓		✓		
Tires/Tracks	✓		✓		
Steering	✓		✓		
Inspectors Name and Employee No.					

Electral Needs looked at
Batteries are low

Shaw
Shaw Environmental & Infrastructure, Inc.

HEAVY EQUIPMENT SAFETY INSPECTION CHECKLIST

Name: Alex Rash

Project

Number: 11632

Project

EQUIPMENT I.D. NO.: _____

EQUIPMENT NAME: Cat D6M

WEE

OF: _____

50 ✓ 54N

ITEM INSPECTED	~~MONDAY~~	~~TUESDAY~~	WEDNESDAY	THURSDAY	FRI
Falling Object Protective Structure (FOP)					
Roll-over Protective Structure (ROP)					
Seat Belts	✓	✓			
Operator Seat Bar(s)					
Side Shields, Screens or Cab	✓	✓			
Grab Handles	✓	-			
Back-up Alarm - Working	✓	—			
Lights					
Guards	✓	✓			
Horn	✓	✓			
Anti-Skid Tread Steps Clear of Mud	✓	✓			
Safety Signs (i.e. counterbalance swing area)	✓	✓			
Fire Extinguisher	✓	✓			
Oil (full and no leaks)	✓	✓			
Clear Of Extra Materials	✓	✓			
Controls function properly	✓	✓			
Hydraulic System (full and no leaks)	✓	✓			
Parking brake	✓	✓			
Lift Arm and Bucket	✓	✓			
Tires/Tracks	✓	✓			
Steering					
Inspectors Name and Employee No.					

Hard Starting

Shaw
Shaw Environmental & Infrastructure, Inc.

HEAVY EQUIPMENT SAFETY INSPECTION CHECKLIST

Name: Alexander Koch

Project

Number: 11632

Project

EQUIPMENT I.D. NO.: _____

EQUIPMENT NAME: Kobelco Excavator

OF: _____

WEE

ITEM INSPECTED	~~MONDAY~~ 5/2	~~TUESDAY~~ 5/4	WEDNESDAY	THURSDAY	FRI
Falling Object Protective Structure (FOP)					
Roll-over Protective Structure (ROP)					
Seat Belts	✓	✓			
Operator Seat Bar(s)					
Side Shields, Screens or Cab	✓	✓			
Grab Handles	✓	✓			
Back-up Alarm - Working	✓	✓			
Lights	✓	✓			
Guards	✓	✓			
Horn	✓	✓			
Anti-Skid Tread Steps Clear of Mud	✓	✓			
Safety Signs (i.e. counterbalance swing area)	✓	✓			
Fire Extinguisher		~~✓~~			
Oil (full and no leaks)	✓	✓			
Clear Of Extra Materials	✓	✓			
Controls function properly	✓	✓			
Hydraulic System (full and no leaks)	X Com	X Com			
Parking brake					
Lift Arm and Bucket	✓	✓			
Tires/Tracks	✓	✓			
Steering					
Inspectors Name and Employee No.					

Oil Leaking on Hydrulick

Shaw Environmental & Infrastructure, Inc.

HEAVY EQUIPMENT SAFETY INSPECTION CHECKLIST

Name: Alexander Rash 838360 Project

Number: 11632 Project

EQUIPMENT I.D. NO.: _____ EQUIPMENT NAME: Cat D6M WEE

OF: _____

ITEM INSPECTED	MONDAY	TUESDAY	WEDNESDAY	THURSDAY	FRI
Falling Object Protective Structure (FOP)					
Roll-over Protective Structure (ROP)				OK	✓
Seat Belts				OK	✓
Operator Seat Bar(s)					
Side Shields, Screens or Cab				OK	✓
Grab Handles				OK	✓
Back-up Alarm - Working				OK	✓
Lights					
Guards					
Horn				OK	✓
Anti-Skid Tread Steps Clear of Mud				OK	✓
Safety Signs (i.e. counterbalance swing area)				OK	✓
Fire Extinguisher				NO	Yes
Oil (full and no leaks)				OK	✓
Clear Of Extra Materials				OK	✓
Controls function properly				OK	✓
Hydraulic System (full and no leaks)				OK	✓
Parking brake				OK	✓
Lift Arm and Bucket					
Tires/Tracks				OK	✓
Steering				OK	✓
Inspectors Name and Employee No.					

Alexander Rash 11632

Shaw
Shaw Environmental & Infrastructure, Inc.

HEAVY EQUIPMENT SAFETY INSPECTION CHECKLIST

Name: Craig R. Krukowsky 838360 = Project # Project

Number: 962710 Project

EQUIPMENT I.D. NO.: 821 B EQUIPMENT NAME: Case Rubber Tire Loader WEE

OF: _____

ITEM INSPECTED	MONDAY	TUESDAY	WEDNESDAY	THURSDAY	FRI
Falling Object Protective Structure (FOP)			✓ OK	✓	✓
Roll-over Protective Structure (ROP)			✓ OK	✓	✓
Seat Belts			✓ OK	✓	✓
Operator Seat Bar(s)			N/A	✓ N/A	✓ N/A
Side Shields, Screens or Cab			✓ OK	✓	✓
Grab Handles			✓ OK	✓	✓
Back-up Alarm - Working			✓ OK	✓	✓
Lights			✓ OK	✓	✓
Guards			✓ OK	✓	✓
Horn			✓ OK	✓	✓
Anti-Skid Tread Steps Clear of Mud			✓ OK	✓	✓
Safety Signs (i.e. counterbalance swing area)			N/A	✓ N/A	✓ N/A
Fire Extinguisher			N/A	✓ N/A	✓ N/A
Oil (full and no leaks)			✓ OK	✓	✓
Clear Of Extra Materials			✓ OK	✓	✓
Controls function properly			✓ OK	✓	✓
Hydraulic System (full and no leaks)			✓ OK	✓	✓
Parking brake			✓ OK	✓	✓
Lift Arm and Bucket			✓ OK	✓	✓
Tires/[redacted]			✓ OK	✓	✓
Steering			✓ OK	✓	✓
Inspectors Name and Employee No.					

Craig R. Krukowsky
962710

GUILDERLAND HIGH SCHOOL EMERGENCY RESPONSE, FORMER SCHENECTADY ARMY DEPOT- VOORHEESVILLE AREA GUILDERLAND CENTER, NEW YORK

PREPARED FOR:



U.S. ARMY CORPS OF ENGINEERS

Contract No. DACA45-98-D-0003

Delivery Order No. 105

PREPARED BY:

Shaw Environmental, Inc

APRIL 2003

200.1e
C02NY000205_02.13_0001



TABLE OF CONTENTS:

1.0 INTRODUCTION/PROJECT DESCRIPTION 1

1.1 SITE LOCATION 2
1.2 SITE DESCRIPTION 2
1.3 SITE HISTORY 2

2.0 PROJECT ACTIVITIES SUMMARY 4

2.1 PROJECT OBJECTIVES 4
2.2 SITE MOBILIZATION/INITIAL SITE INSPECTIONS 4
2.3 TEST PIT EXCAVATION 6
2.4 GEOPHYSICAL INVESTIGATION 6
2.5 ACCESS ROAD WORK 7
2.6 CLEARING AND GRUBBING 7
2.7 DISPOSAL PIT EXCAVATION 7
2.7.1 Excavation 1 7
2.7.2 Excavation 2 8
2.7.3 Excavation 3 8
2.8 SAMPLING ACTIVITIES 9
2.8.1 Excavation 1 9
2.8.1.1 Characterization Sampling 9
2.8.1.2 Characterization Sampling Analytical Results 10
2.8.1.3 Endpoint Sampling 11
2.8.1.4 Endpoint Sampling Analytical Results 12
2.8.2 Excavation 2 12
2.8.2.1 Characterization Sampling 12
2.8.2.2 Characterization Sampling Analytical Results 13
2.8.2.3 Endpoint Sampling 13
2.8.2.4 Endpoint Sample Analytical Results 14
2.8.3 Excavation 3 15
2.8.3.1 Characterization Sampling 15
2.8.3.2 Characterization Sampling Analytical Results 15
2.8.3.3 Endpoint Sampling 16
2.8.3.4 Endpoint Sample Analytical Results 16
2.8.4 Backfill Sampling 17
2.8.5 Sampling and Analysis QA/QC 17
2.9 WASTE CHARACTERIZATION 18

2.10 TRANSPORTATION AND DISPOSAL 19
2.11 SITE RESTORATION 20
2.12 DEMOBILIZATION 21

3.0 HEALTH AND SAFETY/AIR MONITORING 22

3.1 TRAINING 22
3.2 ACCIDENTS/INJURIES 23
3.3 REAL TIME AIR MONITORING 23
3.4 SAFETY INSPECTIONS 23

4.0 FINAL INSPECTION 24

5.0 CONCLUSION 25

6.0 REFERENCES 26

TABLES:

Table 1 - Soil Sample Analytical Results – Metals
Table 2 - Soil Sample Analytical Results – VOCs
Table 3 - Soil Sample Analytical Results – SVOCs
Table 4 - Soil Sample Analytical Results – Pesticides, Herbicides, PCBs
Table 5 - Soil Sample Analytical Results – TCLP
Table 6 - Soil Sample Analytical Results – Miscellaneous Analytes
Table 7 - Soil Sample Analytical Results – Distilled Water IV Bottles

FIGURES:

1. Site Location Map
2. Site Map
3. Excavation Depth Map
4. Endpoint Soil Sample Location Map

APPENDICIES:

Appendix A - Photographic Log
Appendix B - Geophysical Report
Appendix C - Laboratory Analytical Reports
Appendix D - Disposal Documentation

1.0 INTRODUCTION/PROJECT DESCRIPTION

This Draft Report summarizes activities performed by Shaw Environmental, Inc. (Shaw) to complete the Guilderland High School emergency response for the United States Army Corps of Engineers (USACE). The High School is located adjacent to the former Schenectady Army Depot (SADVA). The portion of the High School property on which field activities took place was once owned by the Department of Defense. Initial Site inspections, which included the collection of samples took place on August 27, 2002 and September 11, 2002. The remaining investigation and source removal activities were initiated on September 16, 2002 and completed on November 27, 2002. The work conducted under this project was funded under the authority of the Defense Environmental Restoration Program for Formerly Used Defense Sites (DERP-FUDS). The project was overseen by the New York District Corps of Engineers. Site work was conducted through the Omaha District Rapid Response Group. Under the DERP-FUDS program, only those conditions attributable to former Department of Defense activities can be addressed.

Section 2 of this report provides a description of project activities as performed in the field and a discussion of analytical results. **Section 3** presents Shaw's health and safety compliance procedures. The final inspection at the site is described in **Section 4**. Conclusions are presented in **Section 5**. Appendices for this report contain correspondence, data, and field logs generated during the project, including:

- Project Photographs
- Chain of Custody Forms, Analytical Data and Data Validation Reports
- Waste Profile and Shipping Documents
- Fill Material Documentation
- Geophysical Report

1.1 Site Location

The site is located on School Road in the Town of Guilderland, New York. The portion of the Site where investigation and removal activities took place was once part of the SADVA. The current owner of the parcel where work was performed is the Guilderland Central School District. The areas investigated include a recently built baseball field and a portion of the property surrounding a new bus maintenance garage that is currently under construction.

The area surrounding the Site can be described as follows:

- North: The existing bus garage and a small portion of the SADVA site beyond which is a nursing home and State Highway 146;
- East: The SADVA site which includes the northeast industrial park;
- South: A portion of the SADVA site; and
- West: An athletic field owned by the Guilderland School District as well as residential property.

Site Location and Site Maps are included as **Figures 1** and **2**, respectively.

1.2 Site Description

The investigation area encompasses approximately 3.5 acres, of which approximately 1.5 acres is a construction site on which the Guilderland School District is building a new bus maintenance garage. The remaining 2 acres consists of a baseball field which had been recently completed prior to the initiation of field activities. The entire area had been cleared prior to the initiation of the investigation and the bus garage construction continued throughout the duration of the project.

1.3 Site History

The Guilderland School District leased and then exercised an option to buy the site property from the Northeast Industrial Park, formerly the north end of the SADVA property. The School

District has athletic fields adjacent to the site, however, until recently, it appears the site consisted of vacant land.

The area is under construction for a new bus garage. The construction contractors unearthed buried debris from two different areas at the site. Labeling found on the debris was used to identify the material by the USACE. The debris was subsequently found to be consistent with materials formerly stored at the SADVA by the Department of Defense.

The location of the utility trenches where debris was found are illustrated on **Figure 2**.

2.0 PROJECT ACTIVITIES SUMMARY

2.1 Project Objectives

The objectives of the project were to:

- Excavate test pits in the vicinity of the new bus garage, in areas previously undisturbed by the construction contractors, in order to ensure that additional burial pits are not present;
- Excavate and remove any buried debris found at the site;
- Perform a geophysical survey on the newly constructed baseball field in order to ensure that additional burial pits are not present; and
- Perform site restoration activities.

Following is a summary of activities performed by Shaw for the project. Photographs documenting project activities are presented in **Appendix A**.

2.2 Site Mobilization/Initial Site Inspections

Buried debris was originally found by construction contractors in late August 2002. The contractors were installing an electrical conduit trench along the eastern edge of the site. The trench location is illustrated on **Figure 2**.

An initial site inspection meeting was conducted at the site on August 27, 2002. The attendees and their respective affiliation are as follows:

- Gregory Goepfert USACE
- Jeffrey Hubbard USACE
- Guy Johnstone Shaw
- Bob Brooks Shaw
- Ken Klinger Shaw

- Jeff McCullough NYSDEC
- James Quinn NYSDEC
- Allen Geisendorfer NYSDEC
- Bill Christensen NYSDEC
- Jesse Paluch NYSDEC
- Michael Arp NYSDEC
- Dennis Wesolowski DLA/DNSC
- Edward Green DLA/DNSC
- Dan Geraghty New York State Department of Health (NYSDOH)
- Ronald Groves Albany County Department of Health
- Shows Leary Guilderland School District

Samples of the debris and surrounding soil were collected during the inspection.

An additional inspection was performed on September 4, 2002 in order to help plan for site mobilization. The attendees and their respective affiliation are as follows:

- Gregory Goepfert USACE
- Jeffrey Hubbard USACE
- Andrew Graham Shaw
- Jeffrey McCullough NYSDEC
- Allen Geisendorfer NYSDEC
- Dan Geraghty NYSDOH
- Robert Pauquette Guilderland School District
- Shows Leary Guilderland School District

Shaw personnel were mobilized to the site on September 11, 2002 in order to inspect a second debris area found by the contractors at the site. The location of the second debris area is illustrated on **Figure 2**. Samples of the debris and surrounding soil were collected and submitted to the analytical laboratory.

Site mobilization for the project began on September 16, 2002.

2.3 Test Pit Excavation

The location for test pits were selected by representatives from the USACE, NYSDEC, NYSDOH, and Shaw Environmental during the September 4, 2002 site walk. The locations were selected based upon the location of the debris that had been found as well as the location and depth of trenches which had already been excavated by site contractors.

Approximately fifteen test pits were excavated on September 16, 2002. Test pit locations are illustrated on **Figure 2**. Test pit dimensions were approximately 4 feet wide, 8 to 10 feet long, and 6 to 8 feet deep. Test pit TPS-1 was attempted but was not completed due to subsurface markings indicating buried utilities. Test pit photographs are included as **Appendix A**.

Additional debris was found during the excavation of Test pits TPS-3 and TPS-4. The debris consisted of metal cans containing 1 Liter bottles of distilled water, tubing, and needles. The bottles were used for the regeneration of blood plasma. This area will be referred to as Excavation 3. Debris was not found in any of the other pits illustrated on **Figure 2**.

2.4 Geophysical Investigation

Representatives from the NYSDEC requested the completion of an investigation of subsurface conditions beneath the baseball field which had recently been constructed on the southern end of the site. Representatives from the Guilderland School District requested the use of non-intrusive methods to limit disturbance to the newly constructed field. All parties agreed to the completion of a geophysical investigation.

On September 24 and 25, 2002, representatives from NAEVA Geophysics Inc., from Congers, New York, were mobilized to the site to perform a surface geophysical survey on the southern portion of the site. This portion of the site consists of the newly constructed baseball field.

The purpose of the investigation was to use non-intrusive methods to determine the potential for the presence of additional debris burial. Two instruments were utilized to achieve this objective. The first was a subsurface conductivity meter which measures differences in soil conductivity. The second instrument was an electromagnetic meter. This instrument measures for the presence of metallic objects in the subsurface.

Based upon an evaluation of the data it was determined that the presence of any additional debris burial within the confines of the geophysical investigation area was unlikely. A copy of the completion report prepared by NAEVA has been included in **Appendix B**. NAEVA's report includes maps which illustrate the investigation area.

2.5 Access Road Work

Due to muddy conditions at the site, approximately 114.28 tons of number 3 stone were brought to the site on November 25, 2002 and graded along the access road leading from the parking lot to the spoils pile near excavation 3.

2.6 Clearing and Grubbing

A majority of the site had been cleared prior to the initiation of the investigation. Some trees and brush required removal during the completion of Excavations 1 and 3. The excavated trees, stumps, and brush were stockpiled at the site and were subsequently removed. Disposal details are discussed in **Sections 2.9** and **2.10**.

2.7 Disposal Pit Excavation

2.7.1 Excavation 1

The excavation and removal of debris from Excavation 1 was completed from September 17 to October 4, 2002. The debris found in this area consisted of the following items:

- Calcium Hypochlorite Ampoules;
- British Anti-Lewisite (BAL) Ointment tubes;
- Calcium Hypochlorite Jars and pill bottles;
- 5-gallon metal buckets filled with a black oily material;
- various decomposed paint cans; and,
- various lab glassware filled with laboratory dyes.

Photographs of the various types of debris are included in **Appendix A.**

The debris and surrounding soil were excavated and loaded directly into lined roll-off containers. Generally speaking, the debris in the upper portion of the excavation was composed primarily of the calcium hypochlorite ampoules while the lower portion of the excavation was composed of the mixed debris.

A plan view map of the finished excavation is illustrated on **Figure 3**. The depth of the center of the excavation was approximately 18 to 20 feet. Approximately 551.94 tons of material was excavated and shipped for off-site disposal. Additional information on the transportation and disposal of the waste material is provided in **Section 2.9** and **2.10**.

2.7.2 Excavation 2

The excavation and removal of debris from Excavation 2 was completed from September 17 to October 8, 2002. The debris found in this area consisted of tubes of BAL eye and skin ointment. Photographs of the debris are included in **Appendix A.**

The debris and surrounding soil were excavated and loaded directly into lined roll-off containers. Approximately 188 tons of material was excavated and shipped for off-site disposal. Additional information on the transportation and disposal of the waste material is provided in **Section 2.9** and **2.10**. A plan view map of the finished excavation is illustrated on **Figure 3**. The depth of the center of the excavation was approximately 8 to 10 feet.

2.7.3 Excavation 3

The excavation and removal of debris from Excavation 3 was completed from October 8 to November 27, 2002. The debris found in this area consisted primarily of metallic cans containing bottles of distilled water with a weak citric acid solution, tubing, and needles used to transfer the water to other containers. The kits were used to hydrate human blood plasma for subsequent human injection. Glass bottles of dried, irradiated, human blood plasma were also found in the excavation. One bucket of a tar/oily material was found near the bottom of the east end of the excavation. Photographs of the debris are included in **Appendix A.**

The debris and surrounding soil were excavated and directly loaded into lined dump trailers. Approximately 607.58 tons of material was excavated and shipped for off-site disposal. Additional information on the transportation and disposal of the waste material is provided in

Section 2.9 and **2.10**. A plan view map of the finished excavation is illustrated on **Figure 3**. The depth of the center of the excavation was approximately 18 feet on the eastern side and sloped up to approximately 8 feet on the western side.

2.8 Sampling Activities

Throughout execution of the project, decisions were made based upon chemical data obtained from representative environmental samples. Sample analytical results are summarized in the tables included with this report. Analytical data and chain of custody forms are provided in **Appendix C**. The following sections detail the sampling that was conducted throughout the duration of the project.

2.8.1 Excavation 1

2.8.1.1 Characterization Sampling

Prior to the excavation and removal of material from Excavation 1, soil samples GHS-S-01, GHS-S-01DUP, GHS-S-02, GHS-S-03, and GHS-S-04 were collected from the portion of the utility trench where debris had been found. Soil samples were submitted for laboratory analysis for metals, volatile organic compounds (VOCs), semi volatile organic compounds (SVOCs), pesticides, herbicides, and polychlorinated biphenyls (PCBs).

During the excavation activities, samples of a white material (EX1-Black Jars) found in a black jar were submitted for laboratory analysis for metals and oxidizing properties. A sample of soil stained with paint and an oily substance (EXCAV1-Soil) was also submitted for analysis for metals, VOCs, SVOCs, pesticides, herbicides, PCBs, Toxicity Characteristic Leaching Procedure (TCLP) metals, TCLP VOCs, TCLP SVOCs, and TCLP Pesticides.

During the latter stages of the removal of material from Excavation 1 several different containers were found. The contents resembled inks and dyes. Rather than sampling each individual type of container, composite soil samples were collected from the roll-off containers and were submitted for analysis for VOCs and/or flammability. Additionally, one composite soil sample (9956) was submitted for analysis for TCLP metals and TCLP VOCs. These soil samples were given four or five digit numerical sample names which corresponded to the identification number of the roll-off container sampled.

2.8.1.2 Characterization Sampling Analytical Results

The initial soil samples collected prior to the initiation of excavation activities (GHS-S-01 through GHS-S-04) contained concentrations of cadmium, iron, mercury, nickel, and selenium which exceeded the recommended soil cleanup objective (RSCO) listed in the New York State Department of Environmental Conservation (NYSDEC) Technical and Administrative Guidance Memorandum (TAGM). Concentrations of VOCs, SVOCs, pesticides, herbicides, and PCBs were either below the laboratory reporting limit or the respective TAGM RSCO.

The contents of the black jars (EX1-Black Jars) contained concentrations of calcium and cadmium above the TAGM RSCO. The sample also tested positive as an oxidizer. These analyses confirmed the contents as being calcium hypochlorite.

The soil sample collected from the lower portion of the southern end of the excavation, in the vicinity of the paint and oil material, contained concentrations of cadmium, cobalt, and mercury above both the TAGM RSCO and the site background concentrations. Concentrations of pesticides, herbicides, and PCBs were not detected above the respective laboratory reporting limits. Xylenes were detected at a concentration below the TAGM RSCO. Pentachlorophenol was detected at a concentration of 280 milligrams per kilogram (mg/kg) which is above the TAGM RSCO of 1 mg/kg. Remaining VOCs and SVOCs were not detected above the respective laboratory reporting limits. The TCLP analysis indicated that the sample was leachable for barium, cadmium, lead, pentachlorophenol, and chloroform. Remaining metals, SVOCs, VOCs, and pesticides did not leach. The sample pH was 5.9. The sample was not cyanide or sulfide reactive. The sample had a flashpoint of 92 degrees Fahrenheit.

The composite soil samples collected from the roll-off containers contained several VOCs including: chloroform, methylene chloride, ethylbenzene, xylenes, n-butylbenzene, sec-butylbenzene, isopropylbenzene, p-isopropyltoluene, naphthalene, n-propylbenzene, 1,2,4-trimethylbenzene, 1,3,5-trimethylbenzene, acetone, carbon disulfide, bromodichloromethane, toluene, and tetrachloroethene. All detected concentrations were below the respective TAGM RSCOs. The composite sample collected from roll-off 9759 had a flashpoint of 117 degrees Fahrenheit. This roll-off was managed as a flammable solid. Remaining samples did not flash. The composite soil sample collected from roll-off 9956 was further analyzed for TCLP metals and TCLP VOCs. Barium and cadmium were found to be leachable but at low concentrations. The TCLP VOC analysis found that none of the compounds were leachable.

These samples were collected prior to and during the excavation process. All of the visible debris, as well as the surrounding soil which was sampled and summarized above, was excavated and disposed of off-site.

Soil sample analytical results are summarized in **Tables 1** through **6**. Analytical laboratory reports are included in **Appendix C**.

2.8.1.3 Endpoint Sampling

Prior to backfilling Excavation 1, confirmation samples were collected from the sidewalls and bottom of the excavation. Endpoint Sampling locations were approved by representatives from the USACE and NYSDEC prior to collection. Endpoint soil sample locations and analytical requirements are detailed as follows:

- Endpoint soil sample EX1-Post-N1 was collected from the northern sidewall of the excavation and was analyzed for metals, TCLP metals, pH, cyanide reactivity, and sulfide reactivity.
- Endpoint soil samples EX1-Post-E1, EX1-Post-E2, and EX1-Post-E3 were collected from the eastern sidewall of the excavation and were analyzed for metals, pH, cyanide reactivity, and sulfide reactivity.
- Endpoint soil sample EX1-Post-W1 was collected from the western sidewall of the excavation and was analyzed for metals, pH, cyanide reactivity, and sulfide reactivity.
- Endpoint soil sample EX1-Post-S1 was collected from the southern sidewall of the excavation and was analyzed for metals, pH, cyanide reactivity, and sulfide reactivity.
- Endpoint soil samples EX1-Post-F1 was collected from the bottom of the northern end of the excavation and was analyzed for metals, pH, cyanide reactivity, and sulfide reactivity.
- Endpoint soil samples EX1-Post-F2 and EX1-Post-F3 were collected from the bottom of the southern end of the excavation and were analyzed for metals, VOCs, SVOCs, TCLP metals, TCLP SVOCs, and TCLP VOCs.

Endpoint sidewall samples were collected from approximately 8 feet below ground surface. The analytical criteria were selected in consultation with the NYSDEC and USACE and was driven by the type and nature of the debris found in the vicinity of the sampling locations. Soil samples collected from the sidewalls and bottom of the northern end of the excavation were analyzed for metals, pH, cyanide reactivity, and sulfide reactivity in response to the presence of the calcium

hypochlorite ampoules (oxidizer) and the BAL tubes (lead packaging). The bottom soil samples collected from southern end of the excavation were also analyzed for total and TCLP VOCs and SVOCs, in response to the presence of the paint and oily material found in the bottom of the southern end of the excavation. Endpoint sampling locations are illustrated on **Figure 4**.

2.8.1.4 Endpoint Sampling Analytical Results

Concentrations of the following metals were detected above both the TAGM RSCO and the site background concentrations: aluminum, cadmium, chromium, cobalt, copper, iron, mercury, nickel, and zinc. Three of the samples (EX1-Post-N1, EX1-Post-F2, and EX1-Post-F3) were further analyzed for TCLP metals. Cadmium and barium were found to leach from soil samples EX1-Post-F2 and EX1-Post-F3. These concentrations were significantly below the TCLP standards listed in the Resource Conservation and Recovery Act (RCRA) and are therefore considered non-hazardous. Additionally, the depths of these samples were close to, if not at the water table. Future excavation would have been impractical due to these depths.

The soil pH values for the endpoint samples ranged from 5.84 (EX1-Post-E3) to 6.61 (EX1-Post-S1). None of the soil samples analyzed for reactivity were reactive to cyanide or sulfide.

Concentrations of pentachlorophenol, 2-methylnaphthalene, benzoic acid, and bis (2-ethylhexyl) phthalate were detected at concentrations below the respective TAGM RSCO. Remaining SVOCs were not detected at concentrations at or above the laboratory reporting limit. Chloroform was detected in one endpoint sample (EX1-Post-F2) at a concentration below the TAGM RSCO. Remaining VOCs were not detected at or above the laboratory reporting limits.

Soil sample analytical results are summarized in **Tables 1** through **6**. Analytical laboratory reports are included in **Appendix C**.

2.8.2 Excavation 2

2.8.2.1 Characterization Sampling

Prior to the excavation and removal of material from excavation 2, soil samples SS-1 (South), SS-2 (North), SS-3 (Bottom), and Soil Pile were collected from the portion of the utility trench where debris had been found. Soil samples were submitted for laboratory analysis for metals, VOCs, SVOCs, TCLP Lead and pH. Samples of the fabric based BAL tubes (Lewisite – Fabric)

and metallic based BAL tubes (Empty Metal Tubes) were also collected. The containers were analyzed for TCLP lead. The contents of the metallic BAL tubes were extracted and further analyzed for pH, chlorine, flashpoint, and were also tested as an oxidizer.

2.8.2.2 Characterization Sampling Analytical Results

TCLP lead analysis of the BAL containers indicated that they were made with a lead based foil. Lead was identified as the primary compound of concern in this area. Analysis of the BAL tube contents indicated that the substance was slightly acidic (pH of 3.5), did not contain chlorine, did not flash, and was not an oxidizer.

Concentrations of lead were detected above both the TAGM RSCO and the site background concentrations in each of the preliminary soil samples. Additionally, TCLP lead analysis of these samples indicated that they were leachable for lead with concentrations exceeding the RCRA standards. This warranted the management of this material as a hazardous waste. Concentrations of VOCs and SVOCs were not detected above laboratory reporting limits in any of the preliminary soil samples collected.

These samples were collected prior to and during the excavation process. All of the visible debris, as well as the surrounding soil which was sampled and summarized above, was excavated and disposed of off-site.

Sample analytical results are summarized in **Tables 1** through 6. Analytical laboratory reports are included in **Appendix C**.

2.8.2.3 Endpoint Sampling

Prior to backfilling Excavation 2, confirmation soil samples were collected from the sidewalls and bottom of the excavation. Endpoint Sampling locations were approved by representatives from the USACE and NYSDEC prior to collection. Endpoint soil sample locations and analytical requirements are detailed as follows:

- Endpoint soil samples EX2-Post-E1 and EX2-Post-E2 were collected from the eastern sidewall of the excavation and were analyzed for metals. Soil sample EX2-Post-E2 was further analyzed for pH and reactivity.
- Endpoint soil sample EX2-Post-N1 was collected from the northern sidewall of the excavation and was analyzed for metals, pH, and reactivity.

- Endpoint soil samples EX2-Post-W1 and EX2-Post-W2 were collected from the western sidewall of the excavation and were analyzed for metals. Soil sample EX2-Post-W2 was further analyzed for pH and reactivity.
- Endpoint soil samples EX2-Post-S1 and EX2-Post-S2 were collected from the southern sidewall of the excavation and were analyzed for metals. Soil sample EX2-Post-S2 was further analyzed for pH and reactivity.
- Endpoint soil samples EX2-Post-F1, EX2-Post-F2, and EX2-Post-F3 were collected from the bottom of the excavation. Soil samples EX2-Post-F1 and EX2-Post-F2 were analyzed for metals. Soil sample EX2-Post-F2 was further analyzed for pH and reactivity. Soil sample EX2-Post-F3 was analyzed for total lead.
- A sample of the overburden soil (EX2-Overburden) excavated from above the debris was collected and analyzed for metals.

The selection of the analytical criteria was made in consultation with the NYSDEC and USACE and was driven by the lead concentrations detected in the debris and surrounding soil. Endpoint sampling locations are illustrated on **Figure 4**.

2.8.2.4 Endpoint Sample Analytical Results

The lead concentrations detected in samples EX2-Post-E1, EX2-Post-S1, EX2-Post-W1, and EX2-Post-F1 contained concentrations of lead in excess of the TAGM RSCO. Chromium was also detected at a concentration above the TAGM RSCO in soil sample EX2-Post-E1. As a result, further excavation was conducted on the eastern, southern, and western sidewalls as well as the bottom.

After the second round of endpoint sampling, concentrations of lead in each of the three remaining sidewalls contained concentrations of lead below the TAGM RSCO. The bottom sample, however, still contained a concentration of lead above the TAGM RSCO. Iron and nickel were also detected at concentrations exceeding the TAGM RSCO in the eastern and southern sidewalls. These metals, however, were not identified as compound of concern based upon the chemical analysis of the debris found in this excavation. Following further excavation from the bottom of the excavation, the third bottom endpoint sample did not contain a concentration of lead at or above the TAGM RSCO.

Soil pH ranged from 4.47 (EX2-Post-W2) to 6.6 (EX2-Post-E1). Endpoint soil sample EX2-Post-S2 was reactive to cyanide at 11.5 mg/kg. This reactive concentration is significantly below the Environmental Protection Agency guidance value of 250 mg/kg as listed in the *Test Methods for Evaluating Solid Wastes (SW-846) document*. Remaining samples were non reactive to both cyanide and sulfide.

The overburden soil sample contained a concentration of iron above the TAGM RSCO but below the site background concentration. Remaining metals were not detected at or above the TAGM RSCO. As such, the overburden material was used to backfill a portion of the excavation.

2.8.3 Excavation 3

2.8.3.1 Characterization Sampling

Prior to the excavation and removal of material from Excavation 3, soil sample TPS-3-Soil was collected in the vicinity of the IV bottles. The soil sample was submitted for analysis for VOCs, SVOCs, metals, pesticides, herbicides, TCLP metals, TCLP VOCs, TCLP SVOCs, TCLP pesticides, flashpoint, corrosivity, cyanide reactivity, and sulfide reactivity. A sample of the water contained in the IV bottle was also submitted for analysis for VOCs, SVOCs, metals, pesticides, herbicides, flashpoint, corrosivity, cyanide reactivity, and sulfide reactivity.

Additionally, a sample of the tar/oily material found in the eastern side of the excavation was submitted for laboratory analysis for flashpoint, PCBs, and chlorine.

2.8.3.2 Characterization Sampling Analytical Results

The initial soil sample collected prior to the initiation of excavation activities (TPS-3-Soil) contained a concentration of iron above the TAGM RSCO but below the site background concentration. No other metals were detected at concentrations exceeding the respective TAGM RSCOs. The soil sample did not contain concentrations of VOCs, SVOCs, pesticides, or herbicides above the respective laboratory reporting limits. The TCLP metals analysis indicated a leachable concentration of barium which was present below the RCRA standards indicating the soil was non-hazardous. The sample did not contain leachable concentrations of VOCs, SVOCs, or pesticides. This soil sample was non-corrosive, non-reactive, and did not flash. The sample of the distilled water (TPS-3-Material) collected from the IV bottles contained concentrations of acetone and phenol at 1.6 and 0.019 milligrams per liter, respectively. Remaining VOCs and SVOCs were not detected at or above the laboratory reporting limit. Low concentrations of calcium, copper, iron, magnesium, potassium, sodium, thallium, and zinc were also detected. Remaining metals were not detected at or above the laboratory reporting limit. Pesticides and herbicides were not detected at or above the laboratory reporting limit. The sample was also found to be non-reactive, non-corrosive, and non-ignitable.

The sample of the tar/oily material found in excavation 3 (EX3-Oil) contained a concentration of total halides at 18,800 mg/kg. PCBs were not detected at or above the laboratory reporting limit. The sample was found to be non-flammable.

These samples were collected prior to and during the excavation process. All of the visible debris, as well as the surrounding soil which was sampled and summarized above, was excavated and disposed of off-site.

Soil sample analytical results are summarized in **Tables 1** through **7**. Analytical laboratory reports are included in **Appendix C**.

2.8.3.3 Endpoint Sampling

Prior to backfilling excavation 3, confirmation samples were collected from the vicinity of the excavation where the tar/oily material was found. The samples and analytical requirements are summarized as follows:

- Endpoint soil sample POSTEX3-N1 was collected from the northern sidewall of the excavation and was analyzed for metals and VOCs.
- Endpoint soil sample POSTEX3-S1 was collected from the southern sidewall of the excavation and was analyzed for metals and VOCs
- Endpoint soil sample POSTEX3-F1 was collected from the bottom of the eastern side of the excavation and was analyzed for metals and VOCs.

The analytical criteria was selected in consultation with the NYSDEC and USACE and was driven by the presence of the tar/oily material found at the bottom of the excavation. The debris found on the remaining portion of the excavation consisted of the distilled water IV bottles and blood plasma bottles only. Analytical results obtained from samples of the debris indicated that there were no chemical hazards. Therefore, endpoint soil samples were not collected from this portion of the excavation. Endpoint sampling locations are illustrated on **Figure 4**.

2.8.3.4 Endpoint Sample Analytical Results

The three endpoint samples contained concentrations of iron and nickel which exceeded both the TAGM RSCO and the site background concentrations. However, these metals were not identified as chemicals of concern. Concentrations of remaining metals were not present at or

above the respective TAGM RSCOs. These samples did not contain concentrations of VOCs at or above the respective laboratory reporting limits.

2.8.4 Backfill Sampling

A sample of the backfill material (Quarry 1) obtained from a local gravel pit was collected and submitted for analysis for metals, VOCs, SVOCs, pesticides, herbicides, and PCBs prior to acceptance at the site.

The backfill contained concentrations of iron and magnesium which were above the TAGM RSCO but below the respective site background concentrations. Remaining metals were not detected at concentrations exceeding the TAGM RSCO. Concentrations of VOCs, SVOCs, pesticides, herbicides, and PCBs were not detected at or above the respective laboratory reporting limits.

2.8.5 Sampling and Analysis QA/QC

Due to the emergency response nature of this removal action and the fact that its goals were primarily to remove visible contamination limited field Quality Control (QC) was performed. The visible clean goals precluded any Field Blanks from being collected and analyzed as they would have provided very limited increase in data confidence. The QC that was performed was intended primarily to support data provided by a local NYSDEC certified but non-USACE MCX validated laboratory with that of a USACE-MCX validated facility. There were also VOC Trip Blanks analyzed for the VOC Excavation Confirmation samples.

Results of the two VOC Trip Blanks were within specifications, with no VOCs being detected above the respective Reporting Limits in either case. No sample shipment issues were noted in any of the sample sets submitted by the receiving laboratories.

During the investigation phase one sample location, GHS-S-01, was sampled at two different times. One sample was sent to the local NYSDEC-certified facility (Adirondack Environmental Services, Inc; Albany, NY). The second co-located sample was shipped to a USACE-MCX-validated laboratory (Kemron Environmental Services, Inc; Marietta, OH) and analyzed for the same parameters. The only analytes detected in either sample were metals. Since the samples are not true duplicate splits and both laboratories utilized different reporting limits, an absolute evaluation of precision would not be warranted. Therefore a concise evaluation follows;

- Precision, as Relative Percent Difference (RPD) ranged from 21 to 117 in the metals reported by both laboratories at reporting limits allowing for data evaluation;
- The two highest RPD values were for Calcium and Potassium, metals that were insignificant to the removal action; and,
- Selenium and Arsenic were reported by Kemron but reported as below reporting limits by Adirondack. It should be noted that Kemron utilizes a Trace-ICP for both metals and Adirondack performs the analyses utilizing Graphite furnace atomic adsorption methods. Since Kemron was the USACE-MCX validated laboratory, its data was used in project decisions concerning these analytes.

During the post-excavation phase another co-located laboratory split sample was collected and analyzed. This sample, EX2-Post-F3, was originally collected and submitted for Lead analysis to Adirondack on October 2, 2002. An additional sample was collected from the same general vicinity and submitted to Kemron on October 3,2002. The lead results from both laboratories are below the site action-level. However, the precision is poor with the RPD 193%, most likely due to the fact that this is not a true duplicate sample from a significantly non-homogeneous sample area.

All laboratory analytical data was reviewed for compliance with project objectives and method requirements prior to use in project decisions. The detailed Data Review Memos are attached to each data package summary and are included in **Appendix C**.

No laboratory QC deficiencies resulting in either rejection or significant qualification of data were noted.

2.9 Waste Characterization

Waste characterization analysis was performed, in accordance with 40 CFR Part 261, on all three waste streams to determine EPA waste classification. The previously-detailed analytical results lead to the following waste classifications:

Waste Description	Waste Code	Source
Oxidizer solids (sodium hypochlorite)	D001, D008	Excavation 1
Lead contaminated debris	D008	Excavation 2
Flammable solids	D001	Excavation 1
Non-hazardous sharps	non-RCRA regulated	Excavation 3
Trees and Brush	non-regulated	Excavations 1 and 2

2.10 Transportation and Disposal

Each waste type generated during this project required a different disposal method. These methods included:

Waste Type	Disposal Method
Oxidizer solids/debris	Encapsulation
Lead contaminated debris	Encapsulation
Flammable solids	Chemical oxidation
Non-hazardous sharps	Subtitle D landfill
Trees and Brush	Non-Regulated Brush Pit

Disposal facilities for each waste stream were:

Waste Type	Disposal Facility
Oxidizing solids/debris	US Liquids of Detroit, Detroit, MI
Lead contaminated debris	US Liquids
Flammable solids	EQ Co., Belleville, MI
Non-hazardous sharps	Modern Landfill, York, PA
Trees and Brush	Carver Quarrys, Altamont, NY

There were no packaging restrictions on the shipment of soils and debris from this project. All soils and debris were shipped via lined semi-dump trailers or lined roll-off containers. The oxidizing solids, lead contaminated debris, and flammable solids were transported by Freehold Cartage, Inc. The non-hazardous sharps were transported by Page ETC, Inc. The trees and brush were transported by Carver Sand and Gravel.

The total weights for each of the four waste streams are as follows:

Waste Type	Total Weight
Oxidizer solids/debris	530.22 tons
Lead contaminated debris	188 tons
Flammable solids	21.72 tons
Non-hazardous sharps	607.58 tons

The total mass of material that was removed for off site disposal was 1,347.52 tons. Disposal documentation has been included in **Appendix D**.

2.11 Site Restoration

Backfill activities were not initiated until Shaw received and reviewed the laboratory analytical results from the endpoint samples for each of the three excavations. Following the receipt and review of the data, verbal approval to backfill was received from the NYSDEC and USACE. Backfill methods were discussed and approved by the site foreman representing the Guilderland School District.

The deeper portion of Excavation 1 was backfilled with overburden soil which was removed from above the disposal area. Approximately 406 cubic yards of backfill material was imported to the site by Carver Sand and Gravel (Carver). The fill was emplaced in lifts measuring approximately one foot. The lifts were compacted using a 5-ton vibratory roller. Each lift was compacted a minimum of three times prior to the placement of the subsequent lift.

Excavation 2 was backfilled with clean overburden material. The excavation was backfilled in one-foot lifts. The lifts were compacted using a 5-ton vibratory roller. Each lift was compacted a minimum of three times prior to the placement of the subsequent lift. The top foot of the excavation was backfilled with approximately 30 cubic yards of imported fill obtained from Carver.

The lower portion of Excavation 3 was backfilled with number 3 stone due to the presence of groundwater. The stone was used to backfill the excavation to approximately 3 feet below surface grade. Approximately 293.18 tons of stone from Carver were used to backfill the excavation. Stone was used due to the fact that the water table had risen to approximately 5 feet below ground surface. The upper three feet of the excavation was backfilled with

approximately 180 cubic yards of general fill from Carver. Compaction was not necessary in this area as it was not located within the area of the site intended for use as a parking lot.

2.12 Demobilization

All waste material (roll-offs) were removed from the site prior to demobilization. Trees and brush which had been stockpiled at the site were also removed prior to demobilization. Representatives from the Guilderland School District and the site general contractor inspected and approved the final site restoration prior to demobilization.

At the conclusion of restoration activities, all equipment and materials were removed from the site. Equipment was decontaminated and demobilized from the site.

3.0 HEALTH AND SAFETY/AIR MONITORING

All activities at the site were conducted in accordance with the requirements established in the Site Safety and Health Plan (SSHP). The SSHP, developed by the Rapid Response Program Certified Industrial Hygienist (CIH), described the safety and health guidelines used to protect employees and the public from physical and chemical hazards likely to be encountered at the site. The requirements of the SSHP were administered by a full-time Site Safety and Health Officer (SSHO), who ensured compliance with both the SSHP and USACE EM 385-1-1 (September 1996). At all times during the execution of project, health and safety were maintained as a top priority. Health and safety goals and objectives for the project included:

- Experience zero lost/restricted workday cases, OSHA recordable cases, and vehicle accidents
- Ensure compliance with federal, state, local, and client regulations, codes, and standards
- Heighten employee S&H awareness, and
- Continually analyze work activities and make necessary modifications/improvements.

The project was completed successfully meeting all of the previously stated goals and objectives.

3.1 Training

Health and Safety related training was required of all staff prior to entering the work area at the site. This training included OSHA 8-hour HAZWOPER Refreshers, First Aid/CPR, Hazard Communication, and Respiratory Protection. In addition, site-specific Health and Safety training was conducted by the SSHO with all employees and subcontractor personnel prior to them being allowed to work. The content of this training was derived from information contained within the SSHP and other regulatory guidance documents.

Tailgate Safety Meetings (TSM) were conducted daily at the site and required the participation of all employees and subcontractors prior to the start of their work. The topics discussed at these meetings included safety and health considerations for that day's activities, personal

protective equipment requirements, problems encountered the previous day, and new operational procedures.

3.2 Accidents/Injuries

There were no accidents, injuries, lost/restricted workday cases, first aid cases or vehicle accidents experienced during the project. Two fundamental principles of safety are followed: all accidents, injuries and occupational illnesses are preventable; and if an operation cannot be done safely, it will not be done. To put these principles into practice at the site, every employee received the appropriate training, equipment, and other resources necessary to complete their assigned tasks in a safe and efficient manner. This, along with the fact that personnel were dedicated to performing their work tasks in a safe and healthful manner, assured a successful project outcome.

3.3 Real Time Air Monitoring

Three types of real time air monitoring were conducted at the site: VOC monitoring using a photoionization detector; dust monitoring; chlorine monitoring using draeger tubes and air quality monitoring using a three gas air monitor (explosivity, oxygen content, and carbon dioxide). This monitoring was performed in various locations around the site and was used to determine the appropriate level of personal protective equipment (PPE).

3.4 Safety Inspections

Each piece of heavy equipment that arrived at the site was inspected by the SSHO to ensure that it was in good working order and that all safety features were present and functional. Other inspections conducted by the SSHO on a regularly scheduled basis included: eyewashes, fire extinguishers, first aid kits, and general site conditions.

4.0 FINAL INSPECTION

Prior to backfilling at each of the three areas, approval was obtained from both USACE and NYSDEC personnel. Final approval of site conditions following restoration activities was received from representatives of the Guilderland School District prior to final demobilization.

5.0 CONCLUSION

This section of the report presents the conclusions identified during the removal action conducted at the site from August 27, 2002 through November 27, 2002.

The emergency response at Guilderland High School had two main objectives: to remove any debris found to have a military origin; and to investigate the remaining portion of the property to ensure that other disposal areas are not present.

All debris found in each of the three areas was excavated and removed from the site to the degree that was practical. Confirmation soil samples were collected from each of the three excavations prior to backfilling. The analytical suites chosen for each of the excavations were selected based upon the nature of the debris which was found. The endpoint samples confirmed that soil and material containing concentrations of compounds present as a result of the buried debris had been removed from the site. USACE obtained the concurrence of NYSDEC representatives prior to backfilling each of the excavations.

6.0 REFERENCES

Focused Feasibility Study for Area of Concern 3 (AOC3), Former Schenectady Army Depot – Voorheesville Area, Guilderland, New York, Parsons Engineering Science, Inc., March 2002.

NYSDEC, Division of Water, Technical and Operational Guidance Series (1.1.1), *Ambient Water Quality Standards and Guidance Values*, June 1998.

NYSDEC, Division of Hazardous Waste Remediation, Technical and Administrative Guidance Memorandum. Determination of Soil Cleanup Objectives and Cleanup Levels, HWR-92-4046, January 1994.

Supplemental Remedial Investigation at the Former Schenectady Army Depot – *Voorheesville Area,* Guilderland, New York, Parsons Engineering Science, Inc., March 2002.

Table 1
Soil Sample Analytical Results - Metals
United States Army Corps of Engineers
SADVA/Guilderland High School
Guilderland, New York

Sample ID			GHS-S-01	GHS-S-01DUP	GHS-S-02	GHS-S-03	GHS-S-04	Soil Pile	SS-1 (South)	SS-2 (North)	SS-3 (Bottom)
Collection Date			8/27/02	8/27/02	8/27/02	8/27/02	8/27/02	9/11/02	9/11/02	9/11/02	9/11/02
Analytical Laboratory			Adirondack	KEMRON	KEMRON	KEMRON	KEMRON	Adirondack	Adirondack	Adirondack	Adirondack
Sample Source			Excavation 1	Excavation 1	Excavation 1	Excavation 1	Excavation 1	Excavation 2	Excavation 2	Excavation 2	Excavation 2
Purpose			Pre-Excavation	Pre-Excavation	Pre-Excavation	Pre-Excavation	Pre-Excavation	Pre-Excavation	Pre-Excavation	Pre-Excavation	Pre-Excavation
Parameter	**Units**	**TAGM RSCO[1]**									
(RSCO may be Eastern US BG)											
Aluminum	ppm	33,000	14,800	18,300	18,800	22,600	18,200	10,200	11,280	12,750	9,900
Antimony	ppm	NS/SB	<3	1.25	1.1	1.38	1.45	<3	<3	<3	<3
Arsenic	ppm	7.5	<0.25	**8.79**	**7.89**	**9.29**	5.86	<0.25	<0.25	<0.25	<0.25
Barium	ppm	300	42	87.1	74.1	85.9	83.5	30.00	46.50	20.00	35.60
Beryllium	ppm	0.16 to 1.75	0.56	0.898	0.898	1.1	0.826	0.48	0.56	0.66	0.53
Cadmium	ppm	1	**14.3**	**10.4**	0.481 J	0.584	0.492 J	<0.25	<0.25	<0.25	<0.25
Calcium	ppm	35,000	691	1850	1410	1360	1240	525.00	795.00	363.00	925.00
Chromium	ppm	10 to 40	20.1	24.9	24.8	30.5	22.7	13.40	16.80	16.40	15.70
Cobalt	ppm	30	11	10.4	15.1	17.4	15.6	7.00	11.20	8.10	8.65
Copper	ppm	25 to 50	35	40.5	34.6	44.2	25	10.30	20.70	18.20	16.40
Iron	ppm	2,000	**27,315**	**30,900**	**31,100**	**35,600**	**33,700**	**19,000**	**24,800**	**24,450**	**21,600**
Lead	ppm	400	26.1	40.2	16.9	18.3	18.3	**4760**	**1815**	**3470**	**2430**
Magnesium	ppm	5,000	**5,500**	**6,660**	**6,960**	**8,680**	**6,160**	3,000	4,050	3,730	3,600
Manganese	ppm	5,000	409	551	517	494	1490	213.00	888.00	246.00	535.00
Mercury	ppm	0.1	0.08	**0.162**	0.0425 J	0.064 J	0.0217 J	<0.02	<0.02	<0.02	<0.02
Nickel	ppm	13 to 25	26	**31.2**	**31.8**	**40.8**	**26**	11.60	17.80	15.10	15.30
Potassium	ppm	43,000	670	2570	2380	3010	1780	535.00	655.00	680.00	592.00
Selenium	ppm	2	<0.25	**26**	**25**	**28.8**	**23.9**	<0.25	<0.25	<0.25	<0.25
Silver	ppm	NS/SB	<1	0.878 J	0.617 J	1.04 J	0.901 J	<1	<1	<1	<1
Sodium	ppm	8,000	138	39.9	36.5	43.7	33.4	142.00	144.00	142.00	153.00
Thallium	ppm	NS/SB	<0.5	ND	ND	ND	4	<0.5	<0.5	<0.5	<0.5
Vanadium	ppm	150	18	29.5	30.1	33.4	29.2	13.50	16.00	16.90	14.00
Zinc	ppm	20 to 50	**84**	**116**	**90.1**	**118**	**86.3**	47.00	**69.00**	**54.20**	**69.00**

Notes: New York State Department of Environmental Conservation Technical and Administrative Guidance Series Recommended Soil Cleanup Objective
ppm - Parts Per Million
J - Estimated Value
Bold text indicates concentrations above listed NYSDEC guidelines

Table 1
Soil Sample Analytical Results - Metals
United States Army Corps of Engineers
SADVA/Guilderland High School
Guilderland, New York

Sample ID			TPS-3-Soil	Excav1-Soil	EX1-Post-N1	EX1-Post-E1	EX1-Post-F1	EX2-Post-E1	EX2-Post-F1	EX2-Post-N1	EX2-Post-S1
Collection Date			9/17/02	9/18/02	9/19/02	9/19/02	9/19/02	9/20/02	9/20/02	9/20/02	9/20/02
Analytical Laboratory			Adirondack	Adirondack	KEMRON	KEMRON	KEMRON	Adirondack	Adirondack	Adirondack	Adirondack
Sample Source			Excavation 3	Excavation 1	Excavation 1	Excavation 1	Excavation 1	Excavation 2	Excavation 2	Excavation 2	Excavation 2
Purpose			Pre-Excavation	Soil, paint, and oil mixture.	Endpoint Sample	Endpoint Sample	Endpoint Sample	Intermediate Enpoint Sample	Intermediate Enpoint Sample	Endpoint Sample	Intermediate Enpoint Sample
Parameter	**Units**	**TAGM RSCO[1]**									
(RSCO may be Eastern US BG)											
Aluminum	ppm	33,000	9,500	5,800	14,600	17,200	15,600	10,600	10,300	11,750	12,100
Antimony	ppm	NS/SB	<3	25.30	ND	ND	ND	<3	3.45	<3	<3
Arsenic	ppm	7.5	<0.25	<0.25	**7.85**	3.83	6.61	<0.25	<0.25	<0.25	<0.25
Barium	ppm	300	34.20	266.00	69.7	84.1	61.2	38.4	43.2	40.5	39.8
Beryllium	ppm	0.16 to 1.75	0.55	0.45	0.742	1.17	0.768	0.5	0.5	0.78	0.6
Cadmium	ppm	1	<0.25	**18.30**	0.307 J	**3.57**	**1.38**	<0.25	<0.25	<0.25	<0.25
Calcium	ppm	35,000	965.00	1,890.00	1540	2430	1980	1200	1380	1640	635
Chromium	ppm	10 to 40	12.40	9.70	20	24.9	20.9	**15800**	16.6	20.4	17.2
Cobalt	ppm	30	7.85	**60.50**	12.6	12.4	13.8	9.1	10.6	10.8	10.8
Copper	ppm	25 to 50	13.20	23.10	38.5	48	33.5	22.3	24.4	25.3	22
Iron	ppm	2,000	**18,200**	12,600	**26,900**	**32,600**	**27,300**	**9,450**	**9,750**	**9,820**	**9,700**
Lead	ppm	400	24.9	84.5	19.1	7.05	17.3	**535**	**1730**	162	**1530**
Magnesium	ppm	5,000	3,010	1,990	**6,140**	4,860	**6,220**	3,850	3,870	4,750	3,820
Manganese	ppm	5,000	318.00	481.00	497	519	587	342	589	625	546
Mercury	ppm	0.1	0.04	**0.11**	0.0397 J	0.0467 J	0.0279 J	0.03	0.05	0.02	0.04
Nickel	ppm	13 to 25	12.00	11.80	**27.9**	**32.4**	**31.7**	18.8	19.7	20.5	16.9
Potassium	ppm	43,000	518.00	320.00	1760	2570	1680	605	735	720	568
Selenium	ppm	2	<0.25	<0.25	0.681	0.369	0.539	<0.25	<0.25	<0.25	<0.25
Silver	ppm	NS/SB	<1	<1	1.67 J	2.71	1.91 J	<1	<1	<1	<1
Sodium	ppm	8,000	183.00	394.00	47.2	69.6	55.5	137	142	149	139
Thallium	ppm	NS/SB	<0.5	<0.5	0.14	0.107 J	0.142	<0.5	<0.05	<0.5	<0.5
Vanadium	ppm	150	13.40	10.60	22.1	30.8	23.7	12.6	13.2	14.2	15
Zinc	ppm	20 to 50	44.60	40.60	**96**	**109**	**87.4**	**56.1**	**74.5**	**81**	**57.5**

Notes: New York State Department of Environmental Conservation Technical and Administrative Guidance Series Recommended Soil Cleanup Objective
ppm - Parts Per Million
J - Estimated Value
Bold text indicates concentrations above listed NYSDEC guidelines

Table 1
Soil Sample Analytical Results - Metals
United States Army Corps of Engineers
SADVA/Guilderland High School
Guilderland, New York

Sample ID			EX2-Post-W1	EX2-Overburde	EX1-Black Jars	EX1-Post-E2	EX1-Post-E3	EX1-Post-F2	EX1-Post-F3	EX1-Post-S1	EX1-Post-W1
Collection Date			9/20/02	9/20/02	9/20/02	9/24/02	9/24/02	9/24/02	9/24/02	9/24/02	9/24/02
Analytical Laboratory			Adirondack	Adirondack	Adirondack	KEMRON	KEMRON	KEMRON	KEMRON	KEMRON	KEMRON
Sample Source			Excavation 2	Excavation 2	Excavation 1	Excavation 1	Excavation 1	Excavation 1	Excavation 1	Excavation 1	Excavation 1
Purpose			Intermediate Enpoint Sample	Stockpiled Soil	Product Sample - Calcium Hypochlorite	Endpoint Sample	Endpoint Sample	Endpoint Sample	Endpoint Sample	Endpoint Sample	Endpoint Sample
Parameter	**Units**	**TAGM RSCO[1]**									
(RSCO may be Eastern US BG)											
Aluminum	ppm	33,000	11,350	11,450	580	**20,300**	18,100	29,700	18,800	15,400	21,900
Antimony	ppm	NS/SB	9.25	<3	<3	ND	ND	ND	ND	ND	ND
Arsenic	ppm	7.5	<0.25	<0.25	<0.25	2.7	6.7	6.39	4.85	5.57	**7.91**
Barium	ppm	300	44.1	40.8	7.35	89.8	83.9	123	74.8	78.3	101
Beryllium	ppm	0.16 to 1.75	0.55	0.6	<0.25	1.06 J	0.911	1.53	0.997 J	0.762	1.12
Cadmium	ppm	1	<0.25	<0.25	**41**	0.943 J	**44.2**	**54.4**	**11**	0.441 J	**6.12**
Calcium	ppm	35,000	620	726	**47500**	2200	2190	4230	33.6	2350	2790
Chromium	ppm	10 to 40	15.9	13.6	12.1	28.4	25	**40.2**	28	19.8	29.7
Cobalt	ppm	30	8.7	8.2	<2.5	18.4	14.4	26.5	16.5	13.9	18.5
Copper	ppm	25 to 50	20.8	18	2.45	43.2	39.2	**68.6**	43.3	32	29.7
Iron	ppm	2,000	**9,400**	**9,850**	1,295	**36,700**	**30,300**	**48,700**	**36,300**	**25,900**	**38,200**
Lead	ppm	400	**1740**	4.57	78	12.9	30.7	31.8	12.4	15	316.9
Magnesium	ppm	5,000	3,570	2,690	1,840	**7,720**	**6,930**	**11,300**	**8220**	**5,960**	**7,830**
Manganese	ppm	5,000	48.6	408	70	780	753	832	684	446	684
Mercury	ppm	0.1	0.03	0.04	<0.02	0.0479 J	0.0361 J	**0.168 J**	0.027 J	0.0617 J	0.0557 J
Nickel	ppm	13 to 25	15.1	12.4	9.45	**40.1**	**28.7**	**195**	**37**	**29.1**	**38.7**
Potassium	ppm	43,000	515	570	138	2780	2610	3990	2400	2350	3140
Selenium	ppm	2	<0.25	<0.25	<0.25	0.338	0.522	0.325	0.325	0.335	0.447
Silver	ppm	NS/SB	<1	<1	<1	2.78 J	2.59	3.84	2.63 J	2.93	3.97
Sodium	ppm	8,000	132	142	922	68.7	76.3	832	92.9	65	82.3
Thallium	ppm	NS/SB	<0.5	<0.5	<0.5	0.0888 J	0.156	0.122	0.143	0.116	0.157
Vanadium	ppm	150	14	16.8	5.65	31.8	28.7	44.3	28.3	25.4	36.6
Zinc	ppm	20 to 50	**52.5**	43.8	22	110	**122**	**192**	124	**92.3**	**123**

Notes: New York State Department of Environmental Conservation Technical and Administrative Guidance Series Recommended Soil Cleanup Objective
ppm - Parts Per Million
J - Estimated Value
Bold text indicates concentrations above listed NYSDEC guidelines

Table 1
Soil Sample Analytical Results - Metals
United States Army Corps of Engineers
SADVA/Guilderland High School
Guilderland, New York

Sample ID			EX2-Post-E2	EX2-Post-F2	EX2-Post-S2	EX2-Post-W2	QUARRY 1	EX2-POST-F3	EX2-POST-F3	POSTEX3-F1	POSTEX3-N1	POSTEX3-S1
Collection Date			9/24/02	9/24/02	9/24/02	9/24/02	9/24/02	10/2/02	10/3/02	10/10/02	10/10/02	10/10/02
Analytical Laboratory			KEMRON	KEMRON	KEMRON	KEMRON	KEMRON	Adirondack	Kemron	KEMRON	KEMRON	KEMRON
Sample Source			Excavation 2	Excavation 2	Excavation 2	Excavation 2	Backfill	Excavation 2	Excavation 2	Excavation 3	Excavation 3	Excavation 3
Purpose			Endpoint Sample	Intermediate Endpoint Sample	Endpoint Sample	Endpoint Sample	QA/QC	Endpoint Sample	Endpoint Sample	Endpoint Sample	Endpoint Sample	Endpoint Sample
Parameter	Units	TAGM RSCO[1]										
(RSCO may be Eastern US BG)												
Aluminum	ppm	33,000	18,700	19,100	16,200	15,300	7,350	NA	NA	17,900	19,200	18,600
Antimony	ppm	NS/SB	ND	ND	0.161 J	ND	ND	NA	NA	ND	ND	ND
Arsenic	ppm	7.5	4.1	4.53	5.14	4.75	3.84	NA	NA	2.45	3.45	5.15
Barium	ppm	300	75.6	83.9	62.7	54.9	39.5	NA	NA	77.8	72.3	75.2
Beryllium	ppm	0.16 to 1.75	0.91	0.948	0.813	0.718	0.444 J	NA	NA	0.842	0.874	0.827
Cadmium	ppm	1	0.261 J	2.72	0.261 J	0.211 J	0.279 J	NA	NA	0.624	0.586	0.549
Calcium	ppm	35,000	1700	1630	1320	881	21600	NA	NA	2490	1910	2410
Chromium	ppm	10 to 40	22.4	24.8	20	17.4	10.3	NA	NA	23.5	23.4	23.1
Cobalt	ppm	30	12.9	16.4	12.6	10.1	9.22	NA	NA	10.7	11.7	8.3
Copper	ppm	25 to 50	29.4	36.3	29.4	26.4	17.4	NA	NA	40	31.9	38.3
Iron	ppm	2,000	27,000	29,700	25,900	22,800	19,200	NA	NA	40,500	31,900	31,800
Lead	ppm	400	9.16	5520	262	9.2	8.11	2.93	156	7.41	11.3	13.2
Magnesium	ppm	5,000	5,500	6,930	5,190	4,400	5,930	NA	NA	7,240	6,060	7,170
Manganese	ppm	5,000	430	539	473	515	411	NA	NA	514	549	335
Mercury	ppm	0.1	0.0257 J	0.0230 J	0.0673 J	0.0265 J	ND	NA	NA	0.0278 J	0.0251 J	ND
Nickel	ppm	13 to 25	25.8	32.8	25.3	21.6	14.2	NA	NA	32	30.7	30.8
Potassium	ppm	43,000	2220	2860	1970	1410	1200	NA	NA	2310	2270	2360
Selenium	ppm	2	0.394	0.42	0.321	0.302	0.198 J	NA	NA	0.318	0.369	0.444
Silver	ppm	NS/SB	2.97	2.5	2.53	2.95	2.32	NA	NA	1.57 J	1.21 J	1.54 J
Sodium	ppm	8,000	61	55.4	50.7	46.1	55.4	NA	NA	68.1	49.8	70.4
Thallium	ppm	NS/SB	0.104	0.111 J	0.0893	0.0868 J	0.0577 J	NA	NA	0.0585 J	0.0832 J	0.099 J
Vanadium	ppm	150	31.6	29.8	26.5	25.1	14.2	NA	NA	29.6	31.1	28.7
Zinc	ppm	20 to 50	68.8	95.9	72.8	56.2	45.7	NA	NA	103	93	100

Notes: New York State Department of Environmental Conservation Technical and Administrative Guidance Series Recommended Soil Cleanup Objective
ppm - Parts Per Million
J - Estimated Value
Bold text indicates concentrations above listed NYSDEC guidelines

Table 2
Soil Sample Analytical Results - VOCs
United States Army Corps of Engineers
SADVA/Guilderland HS

Sample ID			GHS-S-01	GHS-V-02	GHS-S-01DUP	GHS-S-02	GHS-S-03	GHS-S-04	Soil Pile	SS-1 (South)
Collection Date			8/27/02	8/27/02	8/27/02	8/27/02	8/27/02	8/27/02	9/11/02	9/11/02
Analytical Laboratory			Adirondack	Adirondack	KEMRON	KEMRON	KEMRON	KEMRON	Adirondack	Adirondack
Sample Source			Excavation 1	Excavation 1	Excavation 1	Excavation 1	Excavation 1	Excavation 1	Excavation 2	Excavation 2
Purpose			Pre-Excavation	Sample- BAL Tube	Pre-Excavation	Pre-Excavation	Pre-Excavation	Pre-Excavation	Pre-Excavation	Pre-Excavation
Parameter	**unit**	**TAGM**								
Chloromethane	ppb	NL	<10	<100	<11.3	<11.2	<10.9	<11.1	<10	<10
Bromomethane	ppb	NL	<10	<100	<11.3	<11.2	<10.9	<11.1	<10	<10
Vinyl chloride	ppb	200	<10	<100	<11.3	<11.2	<10.9	<11.1	<10	<10
Chloroethane	ppb	1900	<10	<100	<11.3	<11.2	<10.9	<11.1	<10	<10
Methylene chloride	ppb	100	<5	<50	<5.63	<5.59	<5.45	<5.53	<5	<5
Acetone	ppb	200	<10	<100	<11.3	<11.2	<10.9	<11.1	<10	<10
Carbon disulfide	ppb	2700	<5	<50	<5.63	<5.59	<5.45	<5.53	<5	<5
1,1-dichloroethene	ppb	400	<5	<50	<5.63	<5.59	<5.45	<5.53	<5	<5
1,1-dichloroethane	ppb	200	<5	<50	<5.63	<5.59	<5.45	<5.53	<5	<5
1,2-dichloroethene (total)	ppb	300	<5	<50	<11.3	<11.2	<10.9	<11.1	<5	<5
Chloroform	ppb	300	<5	<50	<5.63	<5.59	<5.54	<5.53	<5	<5
1,2-dichloroethane	ppb	100	<5	<50	<5.63	<5.59	<5.54	<5.53	<5	<5
2-butanone	ppb	300	<10	<100	<11.3	<11.2	<10.9	<11.2	<10	<10
1,1,1-trichloroethane	ppb	800	<5	<50	<5.63	<5.59	<5.54	<5.53	<5	<5
Carbon tetrachloride	ppb	600	<5	<100	<5.63	<5.59	<5.54	<5.53	<5	<5
Vinyl acetate	ppb	NL	<10	<100	<5.63	<5.59	<5.54	<5.53	<5	<5
Bromodichloromethane	ppb	NL	<5	<50	<5.63	<5.59	<5.54	<5.53	<5	<5
1,2-dichloropropane	ppb	NL	<5	<50	<5.63	<5.59	<5.54	<5.53	<5	<5
trans-1,3-dichloropropene	ppb	300	<5	<50	<5.63	<5.59	<5.54	<5.53	<5	<5
Trichloroethene	ppb	700	<5	<50	<5.63	<5.59	<5.54	<5.53	<5	<5
Dibromochloromethane	ppb	NL	<5	<50	<5.63	<5.59	<5.54	<5.53	<5	<5
1,1,2-Trichloroethane	ppb	NL	<5	<50	<5.63	<5.59	<5.54	<5.53	<5	<5
Benzene	ppb	60	<5	<50	<5.63	<5.59	<5.54	<5.53	<5	<5
cis-1,3-dichloropropene	ppb	NL	<5	<50	<5.63	<5.59	<5.54	<5.53	<5	<5
2-chloroethylvinyl ether	ppb	NL	<10	<100	<5.63	<5.59	<5.54	<5.53	<10	<10
Bromoform	ppb	NL	<5	<50	<5.63	<5.59	<5.54	<5.53	<5	<5
4-methyl-2-pentanone	ppb	1000	<10	<100	<11.3	<11.2	<10.9	<11.1	<10	<10
2-hexanone	ppb	NL	<10	<100	<11.3	<11.2	<10.9	<11.1	<10	<10
Tetrachloroethene	ppb	1400	<5	<50	<5.63	<5.59	<5.54	<5.53	<5	<5
1,1,2,2-tetrachloroethane	ppb	600	<5	<50	<5.63	<5.59	<5.54	<5.53	<5	<5
Toluene	ppb	1500	<5	<50	<5.63	<5.59	<5.54	<5.53	<5	<5
Chlorobenzene	ppb	1700	<5	<50	<5.63	<5.59	<5.54	<5.53	<5	<5
Ethylbenzene	ppb	5500	<5	<50	<5.63	<5.59	<5.54	<5.53	<5	<5
Styrene	ppb	NL	<5	<50	<5.63	<5.59	<5.54	<5.53	<5	<5
Xylenes (total)	ppb	1200	<5	<50	<5.63	<5.59	<5.54	<5.53	<5	<5
Bromobenzene	ppb	NL	NA	NA	NA	NA	NA	NA	NA	NA
Bromochloromethane	ppb	NL	NA	NA	NA	NA	NA	NA	NA	NA
n-Butylbenzene	ppb	NL	NA	NA	NA	NA	NA	NA	NA	NA
sec-Butylbenzene	ppb	NL	NA	NA	NA	NA	NA	NA	NA	NA
tert-Butylbenzene	ppb	NL	NA	NA	NA	NA	NA	NA	NA	NA
2-Chlorotoluene	ppb	NL	NA	NA	NA	NA	NA	NA	NA	NA
4-Chlorotoluene	ppb	NL	NA	NA	NA	NA	NA	NA	NA	NA
1,2-Dibromo-3-chloropropane	ppb	NL	NA	NA	NA	NA	NA	NA	NA	NA
1,2-Dibromoethane	ppb	NL	NA	NA	NA	NA	NA	NA	NA	NA
Dibromomethane	ppb	NL	NA	NA	NA	NA	NA	NA	NA	NA
1,2-Dichlorobenzene	ppb	7900	NA	NA	NA	NA	NA	NA	NA	NA
1,3-Dichlorobenzene	ppb	1600	NA	NA	NA	NA	NA	NA	NA	NA
1,4-Dichlorobenzene	ppb	8500	NA	NA	NA	NA	NA	NA	NA	NA
Dichlorodifluoromethane	ppb	NL	NA	NA	NA	NA	NA	NA	NA	NA
1,3-Dichloropropane	ppb	300	NA	NA	NA	NA	NA	NA	NA	NA
2,2-Dichloropropane	ppb	NL	NA	NA	NA	NA	NA	NA	NA	NA
1,1-Dichloropropene	ppb	NL	NA	NA	NA	NA	NA	NA	NA	NA
Hexachlorobutadiene	ppb	NL	NA	NA	NA	NA	NA	NA	NA	NA
Isopropybenzene	ppb	NL	NA	NA	NA	NA	NA	NA	NA	NA
p-Isopropyltoluene	ppb	NL	NA	NA	NA	NA	NA	NA	NA	NA
Naphthalene	ppb	NL	NA	NA	NA	NA	NA	NA	NA	NA
n-Propylbenzene	ppb	NL	NA	NA	NA	NA	NA	NA	NA	NA
1,1,1,2-Tetrachloroethane	ppb	NL	NA	NA	NA	NA	NA	NA	NA	NA
1,2,3-Trichlorobenzene	ppb	NL	NA	NA	NA	NA	NA	NA	NA	NA
1,2,4-Trichlorobenzene	ppb	3400	NA	NA	NA	NA	NA	NA	NA	NA
Trichlorofluoromethane	ppb	NL	NA	NA	NA	NA	NA	NA	NA	NA
1,2,3-Trichloropropane	ppb	400	NA	NA	NA	NA	NA	NA	NA	NA
1,2,4-Trimethylbenzene	ppb	NL	NA	NA	NA	NA	NA	NA	NA	NA
1,3,5-Trimethylbenzene	ppb	NL	NA	NA	NA	NA	NA	NA	NA	NA

TAGM - New York State Department of Environmental Conservation Technical and Administrative Guidance Memorandum Soil Cleanup Objective.
J - Estimated Value
Bold text indicates concentrations above state guidelines

Table 2
Soil Sample Analytical Results - VOCs
United States Army Corps of Engineers
SADVA/Guilderland HS

Sample ID			SS-2 (North)	SS-3 (Bottom)	TPS-3-Soil	Excav1-Soil	9956	01139	9705
Collection Date			9/11/02	9/11/02	9/17/02	9/18/02	9/23/02	9/23/02	9/23/02
Analytical Laboratory			Adirondack	Adirondack	Adirondack	Adirondack	Adirondack	Kemron	Kemron
Sample Source			Excavation 2	Excavation 2	Excavation 3	Excavation 1	Excavation 1	Excavation 1	Excavation 1
Purpose			Pre-Excavation	Pre-Excavation	Pre-Excavation	Soil, Paint, and Oil Mixture	Roll-off Composite Sample	Roll-off Composite Sample	Roll-off Composite Sample
Parameter	**unit**	**TAGM**							
Chloromethane	ppb	NL	<10	<10	<10	<10	<10	<11.4	<11.7
Bromomethane	ppb	NL	<10	<10	<10	<10	<10	<11.4	<11.7
Vinyl chloride	ppb	200	<10	<10	<10	<10	<10	<11.4	<11.7
Chloroethane	ppb	1900	<10	<10	<10	<10	<10	<11.4	<11.7
Methylene chloride	ppb	100	<5	<5	<5	<5	<5	<5.71	<5.85
Acetone	ppb	200	<10	<10	<10	<10	<10	14 J	<117
Carbon disulfide	ppb	2700	<5	<5	<5	<5	<5	<5.71	<5.85
1,1-dichloroethene	ppb	400	<5	<5	<5	<5	<5	<5.71	<5.85
1,1-dichloroethane	ppb	200	<5	<5	<5	<5	<5	<5.71	<5.85
1,2-dichloroethene (total)	ppb	300	<5	<5	<5	<5	<5	<5.71	<5.85
Chloroform	ppb	300	<5	<5	<5	<5	370	32.2	4.88 J
1,2-dichloroethane	ppb	100	<5	<5	<5	<5	<5	<5.71	<5.85
2-butanone	ppb	300	<10	<10	<10	<10	<10	<114	<117
1,1,1-trichloroethane	ppb	800	<5	<5	<5	<5	<5	<5.71	<5.85
Carbon tetrachloride	ppb	600	<5	<5	<5	<5	<5	<5.71	<5.85
Vinyl acetate	ppb	NL	<5	<5	<5	<5	<10	<5.71	<5.85
Bromodichloromethane	ppb	NL	<5	<5	<5	<5	<5	<5.71	<5.85
1,2-dichloropropane	ppb	NL	<5	<5	<5	<5	<5	<5.71	<5.85
trans-1,3-dichloropropene	ppb	300	<5	<5	<5	<5	<5	<5.71	<5.85
Trichloroethene	ppb	700	<5	<5	<5	<5	<5	<5.71	<5.85
Dibromochloromethane	ppb	NL	<5	<5	<5	<5	<5	<5.71	<5.85
1,1,2-Trichloroethane	ppb	NL	<5	<5	<5	<5	<5	<5.71	<5.85
Benzene	ppb	60	<5	<5	<5	<5	<5	<5.71	<5.85
cis-1,3-dichloropropene	ppb	NL	<5	<5	<5	<5	<5	<5.71	<5.85
2-chloroethylvinyl ether	ppb	NL	<10	<10	<10	<10	<10	<5.71	<5.85
Bromoform	ppb	NL	<5	<5	<5	<5	<5	<5.71	<5.85
4-methyl-2-pentanone	ppb	1000	<10	<10	<10	<10	<10	<11.4	<11.7
2-hexanone	ppb	NL	<10	<10	<10	<10	<10	<11.4	<11.7
Tetrachloroethene	ppb	1400	<5	<5	<5	<5	<5	<5.71	<5.85
1,1,2,2-tetrachloroethane	ppb	600	<5	<5	<5	<5	<5	<5.71	<5.85
Toluene	ppb	1500	<5	<5	<5	<5	<5	<5.71	<5.85
Chlorobenzene	ppb	1700	<5	<5	<5	<5	<5	<5.71	<5.85
Ethylbenzene	ppb	5500	<5	<5	<5	<5	<5	0.610 J	<5.85
Styrene	ppb	NL	<5	<5	<5	<5	<5	<5.71	<5.85
Xylenes (total)	ppb	1200	<5	<5	<5	160	<5	16.16	1.293 J
Bromobenzene	ppb	NL	NA	NA	NA	NA	NA	<5.71	<5.85
Bromochloromethane	ppb	NL	NA	NA	NA	NA	NA	<5.71	<5.85
n-Butylbenzene	ppb	NL	NA	NA	NA	NA	NA	5.1 J	<5.85
sec-Butylbenzene	ppb	NL	NA	NA	NA	NA	NA	1.47 J	<5.85
tert-Butylbenzene	ppb	NL	NA	NA	NA	NA	NA	<5.71	<5.85
2-Chlorotoluene	ppb	NL	NA	NA	NA	NA	NA	<5.71	<5.85
4-Chlorotoluene	ppb	NL	NA	NA	NA	NA	NA	<5.71	<5.85
1,2-Dibromo-3-chloropropane	ppb	NL	NA	NA	NA	NA	NA	<5.71	<5.85
1,2-Dibromoethane	ppb	NL	NA	NA	NA	NA	NA	<5.71	<5.85
Dibromomethane	ppb	NL	NA	NA	NA	NA	NA	<5.71	<5.85
1,2-Dichlorobenzene	ppb	7900	NA	NA	NA	NA	NA	<5.71	<5.85
1,3-Dichlorobenzene	ppb	1600	NA	NA	NA	NA	NA	<5.71	<5.85
1,4-Dichlorobenzene	ppb	8500	NA	NA	NA	NA	NA	<5.71	<5.85
Dichlorodifluoromethane	ppb	NL	NA	NA	NA	NA	NA	<11.4	<11.7
1,3-Dichloropropane	ppb	300	NA	NA	NA	NA	NA	<5.71	<5.85
2,2-Dichloropropane	ppb	NL	NA	NA	NA	NA	NA	<5.71	<5.85
1,1-Dichloropropene	ppb	NL	NA	NA	NA	NA	NA	<5.71	<5.85
Hexachlorobutadiene	ppb	NL	NA	NA	NA	NA	NA	<5.71	<5.85
Isopropybenzene	ppb	NL	NA	NA	NA	NA	NA	0.726 J	<5.85
p-Isopropyltoluene	ppb	NL	NA	NA	NA	NA	NA	5.11 J	<5.85
Naphthalene	ppb	NL	NA	NA	NA	NA	NA	11.6	0.856 J
n-Propylbenzene	ppb	NL	NA	NA	NA	NA	NA	0.75 J	<5.85
1,1,1,2-Tetrachloroethane	ppb	NL	NA	NA	NA	NA	NA	<5.71	<5.85
1,2,3-Trichlorobenzene	ppb	NL	NA	NA	NA	NA	NA	<5.71	<5.85
1,2,4-Trichlorobenzene	ppb	3400	NA	NA	NA	NA	NA	<5.71	<5.85
Trichlorofluoromethane	ppb	NL	NA	NA	NA	NA	NA	<11.4	<11.7
1,2,3-Trichloropropane	ppb	400	NA	NA	NA	NA	NA	<5.71	<5.85
1,2,4-Trimethylbenzene	ppb	NL	NA	NA	NA	NA	NA	19.9	1.53 J
1,3,5-Trimethylbenzene	ppb	NL	NA	NA	NA	NA	NA	9.77	<5.85

TAGM - New York State Department of Environmental Conservation Technical and Administrative Guidance Memorandum Soil Cleanup Objectives.
J - Estimated Value
Bold text indicates concentrations above state guidelines

Table 2
Soil Sample Analytical Results - VOCs
United States Army Corps of Engineers
SADVA/Guilderland HS

Sample ID			9784	9819	9632	0073	9048	9759
Collection Date			9/23/02	9/23/02	9/23/02	9/23/02	9/23/02	9/23/02
Analytical Laboratory			Kemron	Kemron	Kemron	Kemron	Kemron	Kemron
Sample Source			Excavation 1	Excavation 1	Excavation 1	Excavation 1	Excavation 1	Excavation 1
Purpose			Roll-off Composite Sample	Roll-off Composite Sample	Roll-off Composite Sample	Roll-off Composite Sample	Roll-off Composite Sample	Roll-off Composite Sample
Parameter	unit	TAGM						
Chloromethane	ppb	NL	<11.8	<11.3	<11.4	<11.1	<11.4	<11.3
Bromomethane	ppb	NL	<11.8	<11.3	<11.4	<11.1	<11.4	<11.3
Vinyl chloride	ppb	200	<11.8	<11.3	<11.4	<11.1	<11.4	<11.3
Chloroethane	ppb	1900	<11.8	<11.3	<11.4	<11.1	<11.4	<11.3
Methylene chloride	ppb	100	<5.91	<5.65	<5.7	<5.53	<5.65	<5.66
Acetone	ppb	200	85.2 J	8 J	27.3 J	14.9 J	7.41 J	49.9 J
Carbon disulfide	ppb	2700	0.872 J	<5.65	<5.7	<5.53	<5.65	<5.66
1,1-dichloroethene	ppb	400	<5.91	<5.65	<5.7	<5.53	<5.65	<5.66
1,1-dichloroethane	ppb	200	<5.91	<5.65	<5.7	<5.53	<5.65	<5.66
1,2-dichloroethene (total)	ppb	300	<5.91	<5.65	<5.7	<5.53	<5.65	<11.3
Chloroform	ppb	300	130	16.3	648	12.4	14.2	97.9
1,2-dichloroethane	ppb	100	<5.91	<5.65	<5.7	<5.53	<5.65	<5.66
2-butanone	ppb	300	7.62 J	<113	3.48 J	<111	<114	<113
1,1,1-trichloroethane	ppb	800	<5.91	<5.65	<5.7	<5.53	<5.65	<5.66
Carbon tetrachloride	ppb	600	<5.91	<5.65	<5.7	<5.53	<5.65	<5.66
Vinyl acetate	ppb	NL	<5.91	<5.65	<5.7	<5.53	<5.65	<5.66
Bromodichloromethane	ppb	NL	0.847 J	<5.65	3.23 J	<5.53	<5.65	<5.66
1,2-dichloropropane	ppb	NL	<5.91	<5.65	<5.7	<5.53	<5.65	<5.66
trans-1,3-dichloropropene	ppb	300	<5.91	<5.65	<5.7	<5.53	<5.65	<5.66
Trichloroethene	ppb	700	<5.91	<5.65	<5.7	<5.53	<5.65	<5.66
Dibromochloromethane	ppb	NL	<5.91	<5.65	<5.7	<5.53	<5.65	<5.66
1,1,2-Trichloroethane	ppb	NL	<5.91	<5.65	<5.7	<5.53	<5.65	<5.66
Benzene	ppb	60	<5.91	<5.65	<5.7	<5.53	<5.65	<5.66
cis-1,3-dichloropropene	ppb	NL	<5.91	<5.65	<5.7	<5.53	<5.65	<5.66
2-chloroethylvinyl ether	ppb	NL	<5.91	<5.65	<5.7	<5.53	<5.65	<5.66
Bromoform	ppb	NL	<5.91	<5.65	<5.7	<5.53	<5.65	<5.66
4-methyl-2-pentanone	ppb	1000	<11.8	<11.3	<11.4	<11.1	<11.4	<11.3
2-hexanone	ppb	NL	<11.8	<11.3	<11.4	<11.1	<11.4	<11.3
Tetrachloroethene	ppb	1400	<5.91	<5.65	0.823 J	<5.53	<5.65	<5.66
1,1,2,2-tetrachloroethane	ppb	600	<5.91	<5.65	<5.7	<5.53	<5.65	<5.66
Toluene	ppb	1500	0.769 J	<5.65	<5.7	<5.53	<5.65	3.3 J
Chlorobenzene	ppb	1700	<5.91	<5.65	<5.7	<5.53	<5.65	<5.66
Ethylbenzene	ppb	5500	2.51 J	<5.65	1.72 J	4.19 J	1.51 J	55.4
Styrene	ppb	NL	<5.91	<5.65	<5.7	<5.53	<5.65	<5.66
Xylenes (total)	ppb	1200	<5.91	<5.65	38.8	65.8	14.48	814
Bromobenzene	ppb	NL	<5.91	<5.65	<5.7	<5.53	<5.65	<5.66
Bromochloromethane	ppb	NL	<5.91	<5.65	<5.7	<5.53	<5.65	<5.66
n-Butylbenzene	ppb	NL	7.16	<5.65	3.18 J	578	8.59	54.7
sec-Butylbenzene	ppb	NL	2.74 J	<5.65	0.736 J	13.7	2.03 J	19.2
tert-Butylbenzene	ppb	NL	<5.91	<5.65	<5.7	<5.53	<5.65	<5.66
2-Chlorotoluene	ppb	NL	<5.91	<5.65	<5.7	<5.53	<5.65	<5.66
4-Chlorotoluene	ppb	NL	<5.91	<5.65	<5.7	<5.53	<5.65	<5.66
1,2-Dibromo-3-chloropropane	ppb	NL	<5.91	<5.65	<5.7	<5.53	<5.65	<5.66
1,2-Dibromoethane	ppb	NL	<5.91	<5.65	<5.7	<5.53	<5.65	<5.66
Dibromomethane	ppb	NL	<5.91	<5.65	<5.7	<5.53	<5.65	<5.66
1,2-Dichlorobenzene	ppb	7900	<5.91	<5.65	<5.7	<5.53	<5.65	<5.66
1,3-Dichlorobenzene	ppb	1600	<5.91	<5.65	<5.7	<5.53	<5.65	<5.66
1,4-Dichlorobenzene	ppb	8500	<5.91	<5.65	<5.7	<5.53	<5.65	<5.66
Dichlorodifluoromethane	ppb	NL	<11.8	<11.3	<11.4	<11.1	<11.4	<11.3
1,3-Dichloropropane	ppb	300	<5.91	<5.65	<5.7	<5.53	<5.65	<5.66
2,2-Dichloropropane	ppb	NL	<5.91	<5.65	<5.7	<5.53	<5.65	<5.66
1,1-Dichloropropene	ppb	NL	<5.91	<5.65	<5.7	<5.53	<5.65	<5.66
Hexachlorobutadiene	ppb	NL	<5.91	<5.65	<5.7	<5.53	<5.65	<5.66
Isopropybenzene	ppb	NL	1.72 J	<5.65	0.635 J	4.61 J	1 J	19.2
p-Isopropyltoluene	ppb	NL	6.59	<5.65	3.17 J	45	5.84	62.3
Naphthalene	ppb	NL	43.3	0.706 J	4.88 J	2970	31.4	196
n-Propylbenzene	ppb	NL	3.66 J	<5.65	0.645 J	9.43	1.68 J	22
1,1,1,2-Tetrachloroethane	ppb	NL	<5.91	<5.65	<5.7	<5.53	<5.65	<5.66
1,2,3-Trichlorobenzene	ppb	NL	<5.91	<5.65	<5.7	<5.53	<5.65	<5.66
1,2,4-Trichlorobenzene	ppb	3400	<5.91	<5.65	<5.7	<5.53	<5.65	<5.66
Trichlorofluoromethane	ppb	NL	<11.8	<11.3	<11.4	<11.1	<11.4	<11.3
1,2,3-Trichloropropane	ppb	400	<5.91	<5.65	<5.7	<5.53	<5.65	<5.66
1,2,4-Trimethylbenzene	ppb	NL	32.9	<5.65	15	186	12.7	463
1,3,5-Trimethylbenzene	ppb	NL	5.36 J	<5.65	5.6 J	59	13.1	93.6

TAGM - New York State Department of Environmental Conservation Technical and Administrative Guidance Memorandum Soil Cleanup Objectives.
J - Estimated Value
Bold text indicates concentrations above state guidelines

Table 2
Soil Sample Analytical Results - VOCs
United States Army Corps of Engineers
SADVA/Guilderland HS

Sample ID			EX1-Post-F2	EX1-Post-F3	QUARRY 1	POSTEX3-F1	POSTEX3-N1	POSTEX3-S1
Collection Date			9/24/02	9/24/02	9/24/02	10/10/02	10/10/02	10/10/02
Analytical Laboratory			KEMRON	KEMRON	KEMRON	KEMRON	KEMRON	KEMRON
Sample Source			Excavation 1	Excavation 1	Backfill	Excavation 3	Excavation 3	Excavation 3
Purpose			Endpoint Sample	Endpoint Sample	QA/QC	Endpoint Sample	Endpoint Sample	Endpoint Sample
Parameter	**unit**	**TAGM**						
Chloromethane	ppb	NL	<11.6	<11.2	<10.6	<11.4	<10.8	<11.1
Bromomethane	ppb	NL	<11.6	<11.2	<10.6	<11.4	<10.8	<11.1
Vinyl chloride	ppb	200	<11.6	<11.2	<10.6	<11.4	<10.8	<11.1
Chloroethane	ppb	1900	<11.6	<11.2	<10.6	<11.4	<10.8	<11.1
Methylene chloride	ppb	100	<5.8	<5.58	<5.29	<5.7	<5.39	<5.53
Acetone	ppb	200	<116	<112	<10.6	<11.4	<10.8	<11.1
Carbon disulfide	ppb	2700	<5.8	<5.58	<5.29	<5.7	<5.39	<5.53
1,1-dichloroethene	ppb	400	<5.8	<5.58	<5.29	<5.7	<5.39	<5.53
1,1-dichloroethane	ppb	200	<5.8	<5.58	<5.29	<5.7	<5.39	<5.53
1,2-dichloroethene (total)	ppb	300	<11.6	<5.58	<10.6	<5.7	<5.39	<5.53
Chloroform	ppb	300	74.8	<5.58	<5.29	<5.7	<5.39	<5.53
1,2-dichloroethane	ppb	100	<5.8	<5.58	<5.29	<5.7	<5.39	<5.53
2-butanone	ppb	300	<116	<112	<106	<114	<108	<111
1,1,1-trichloroethane	ppb	800	<5.8	<5.58	<5.29	<5.7	<5.39	<5.53
Carbon tetrachloride	ppb	600	<5.8	<5.58	<5.29	<5.7	<5.39	<5.53
Vinyl acetate	ppb	NL	<5.8	<5.58	<5.29	<5.7	<5.39	<5.53
Bromodichloromethane	ppb	NL	<5.8	<5.58	<5.29	<5.7	<5.39	<5.53
1,2-dichloropropane	ppb	NL	<5.8	<5.58	<5.29	<5.7	<5.39	<5.53
trans-1,3-dichloropropene	ppb	300	<5.8	<5.58	<5.29	<5.7	<5.39	<5.53
Trichloroethene	ppb	700	<5.8	<5.58	<5.29	<5.7	<5.39	<5.53
Dibromochloromethane	ppb	NL	<5.8	<5.58	<5.29	<5.7	<5.39	<5.53
1,1,2-Trichloroethane	ppb	NL	<5.8	<5.58	<5.29	<5.7	<5.39	<5.53
Benzene	ppb	60	<5.8	<5.58	<5.29	<5.7	<5.39	<5.53
cis-1,3-dichloropropene	ppb	NL	<5.8	<5.58	<5.29	<5.7	<5.39	<5.53
2-chloroethylvinyl ether	ppb	NL	<5.8	<5.58	<5.29	<5.7	<5.39	<5.53
Bromoform	ppb	NL	<5.8	<5.58	<5.29	<5.7	<5.39	<5.53
4-methyl-2-pentanone	ppb	1000	<11.6	<11.2	<10.6	<11.4	<10.8	<11.1
2-hexanone	ppb	NL	<11.6	<11.2	<10.6	<11.4	<10.8	<11.1
Tetrachloroethene	ppb	1400	<5.8	<5.58	<5.29	<5.7	<5.39	<5.53
1,1,2,2-tetrachloroethane	ppb	600	<5.8	<5.58	<5.29	<5.7	<5.39	<5.53
Toluene	ppb	1500	<5.8	<5.58	<5.29	<5.7	<5.39	<5.53
Chlorobenzene	ppb	1700	<5.8	<5.58	<5.29	<5.7	<5.39	<5.53
Ethylbenzene	ppb	5500	<5.8	<5.58	<5.29	<5.7	<5.39	<5.53
Styrene	ppb	NL	<5.8	<5.58	<5.29	<5.7	<5.39	<5.53
Xylenes (total)	ppb	1200	<5.8	<5.58	<5.29	<5.7	<5.39	<5.53
Bromobenzene	ppb	NL	<5.8	<5.58	NA	NA	NA	NA
Bromochloromethane	ppb	NL	<5.8	<5.58	NA	NA	NA	NA
n-Butylbenzene	ppb	NL	<5.8	<5.58	NA	NA	NA	NA
sec-Butylbenzene	ppb	NL	<5.8	<5.58	NA	NA	NA	NA
tert-Butylbenzene	ppb	NL	<5.8	<5.58	NA	NA	NA	NA
2-Chlorotoluene	ppb	NL	<5.8	<5.58	NA	NA	NA	NA
4-Chlorotoluene	ppb	NL	<5.8	<5.58	NA	NA	NA	NA
1,2-Dibromo-3-chloropropane	ppb	NL	<5.8	<5.58	NA	NA	NA	NA
1,2-Dibromoethane	ppb	NL	<5.8	<5.58	NA	NA	NA	NA
Dibromomethane	ppb	NL	<5.8	<5.58	NA	NA	NA	NA
1,2-Dichlorobenzene	ppb	7900	<5.8	<5.58	NA	NA	NA	NA
1,3-Dichlorobenzene	ppb	1600	<5.8	<5.58	NA	NA	NA	NA
1,4-Dichlorobenzene	ppb	8500	<5.8	<5.58	NA	NA	NA	NA
Dichlorodifluoromethane	ppb	NL	<11.6	<11.2	NA	NA	NA	NA
1,3-Dichloropropane	ppb	300	<5.8	<5.58	NA	NA	NA	NA
2,2-Dichloropropane	ppb	NL	<5.8	<5.58	NA	NA	NA	NA
1,1-Dichloropropene	ppb	NL	<5.8	<5.58	NA	NA	NA	NA
Hexachlorobutadiene	ppb	NL	<5.8	<5.58	NA	NA	NA	NA
Isopropybenzene	ppb	NL	<5.8	<5.58	NA	NA	NA	NA
p-Isopropyltoluene	ppb	NL	<5.8	<5.58	NA	NA	NA	NA
Naphthalene	ppb	NL	<11.6	<11.2	NA	NA	NA	NA
n-Propylbenzene	ppb	NL	<5.8	<5.58	NA	NA	NA	NA
1,1,1,2-Tetrachloroethane	ppb	NL	<5.8	<5.58	NA	NA	NA	NA
1,2,3-Trichlorobenzene	ppb	NL	<5.8	<5.58	NA	NA	NA	NA
1,2,4-Trichlorobenzene	ppb	3400	<5.8	<5.58	NA	NA	NA	NA
Trichlorofluoromethane	ppb	NL	<11.6	<11.2	NA	NA	NA	NA
1,2,3-Trichloropropane	ppb	400	<5.8	<5.58	NA	NA	NA	NA
1,2,4-Trimethylbenzene	ppb	NL	<5.8	<5.58	NA	NA	NA	NA
1,3,5-Trimethylbenzene	ppb	NL	<5.8	<5.58	NA	NA	NA	NA

TAGM - New York State Department of Environmental Conservation Technical and Administrative Guidance Memorandum Soil Cleanup Objectives.
J - Estimated Value
Bold text indicates concentrations above state guidelines

Table 3
Soil Sample Analytical Results - SVOCs
United States Army Corps of Engineers
SADVA/Guilderland HS

Sample ID			GHS-S-01	GHS-V-02	GHS-S-01DUP	GHS-S-02	GHS-S-04	GHS-S-03	Soil Pile	SS-1 (South)
Collection Date			8/27/02	8/27/02	8/27/02	8/27/02	8/27/02	8/27/02	9/11/02	9/11/02
Analytical Laboratory			Kemron	Adirondack	Kemron	Kemron	Kemron	Kemron	Adirondack	Adirondack
Sample Source			Excavation 1	Excacvation 1	Excavation 1	Excavation 1	Excavation 1	Excavation 1	Excavation 2	Excavation 2
Purpose			Pre-Excavation	Product Sample-BAL Tube	Pre-Excavation	Pre-Excavation	Pre-Excavation	Pre-Excavation	Pre-Excavation	Pre-Excavation
Parameter	unit	TAGM								
1,2,4-trichlorobenzene	ppb	NL	<330	<10	<185	<184	<182	<180	<330	<330
1,2-dichlorobenzene	ppb	NL	<330	<10	<185	<184	<182	<180	<330	<330
1,3-dichlorobenzene	ppb	NL	<330	<10	<185	<184	<182	<180	<330	<330
1,4-dichlorobenzene	ppb	NL	<330	<10	<185	<184	<182	<180	<330	<330
2-chlorophenol	ppb	NL	<330	<10	<185	<184	<182	<180	<330	<330
2-methylphenol	ppb	100 or MDL	<330	<10	<185	<184	<182	<180	<330	<330
3, 4-methylphenol	ppb	NL	<330	<10	<185	<184	<182	<180	<330	<330
2-nitrophenol	ppb	330 or MDL	<330	<10	<185	<184	<182	<180	<330	<330
4-nitrophenol	ppb	100 or MDL	<1650	<50	<927	<922	<912	<898	<1650	<1650
2,4-dichlorophenol	ppb	400	<330	<10	<185	<184	<182	<180	<330	<330
2,4-dimethylphenol	ppb	NL	<330	<10	<185	<184	<182	<180	<330	<330
2,4-dinitrophenol	ppb	200 or MDL	<1650	<50	<927	<922	<912	<898	<1650	<1650
2,4,6-trichlorophenol	ppb	NL	<330	<10	<185	<184	<182	<180	<330	<330
2,4,5-trichlorophenol	ppb	100	<1650	<10	<927	<922	<912	<898	<330	<330
4-chloro-3-methylphenol	ppb	240 or MDL	<330	<10	<185	<184	<182	<180	<330	<330
4-bromophenyl-phenylether	ppb	NL	<330	<10	<185	<184	<182	<180	<330	<330
4,6-dintro-2-methylphenol	ppb	NL	<1650	<50	<927	<922	<912	<898	<1650	<1650
4-chlorophenyl-phenylether	ppb	NL	<330	<10	<185	<184	<182	<180	<330	<330
Pentachlorophenol	ppb	1000 or MDL	<1650	<50	<927	<922	<912	<898	<1650	<1650
Phenol	ppb	30 or MDL	<330	<10	NA	NA	NA	NA	<330	<330
4-chloroaniline	ppb	220 or MDL	<330	<10	<185	<184	<182	<180	<330	<330
2-nitroaniline	ppb	430 or MDL	<1650	<50	<927	<922	<912	<898	<1650	<1650
3-nitroaniline	ppb	500 or MDL	<1650	<50	<927	<922	<912	<898	<1650	<1650
4-nitroaniline	ppb	NL	<1650	<50	<927	<922	<912	<898	<1650	<1650
2-methylnaphthalene	ppb	36400	<330	<10	<185	<184	<182	<180	<330	<330
2-chloronaphthalene	ppb	NL	<330	<10	<185	<184	<182	<180	<330	<330
2,4-dinitrotoluene	ppb	NL	<330	<10	<185	<184	<182	<180	<330	<330
2,6-dinitrotoluene	ppb	1000	<330	<10	<185	<184	<182	<180	<330	<330
bis(2-chloroethyl)ether	ppb	NL	<330	<10	<185	<184	<182	<180	<330	<330
Benzyl alcohol	ppb	NL	<330	<10	<185	<184	<182	<180	<330	<330
bis(2-chloroisopropyl)ether	ppb	NL	<330	<10	<185	<184	<182	<180	<330	<330
N-nitroso-di-n-propylamine	ppb	NL	<330	<10	<185	<184	<182	<180	<330	<330
Hexachloroethane	ppb	NL	<330	<10	<185	<184	<182	<180	<330	<330
Nitrobenzene	ppb	200	<330	<10	<185	<184	<182	<180	<330	<330
Isophorone	ppb	4400	<330	<10	<185	<184	<182	<180	<330	<330
Benzoic acid	ppb	NL	<1650	<50	<927	<922	<912	<898	<1650	<1650
bis(2-chloroethoxy)methane	ppb	NL	<330	<10	<185	<184	<182	<180	<330	<330
Naphthalene	ppb	13000	<330	<10	<185	<184	<182	<180	<330	<330
Hexachlorobutadiene	ppb	NL	<330	<10	<185	<184	<182	<180	<330	<330
Hexachlorocyclopentadiene	ppb	NL	<330	<10	<185	<184	<182	<180	<330	<330
Dimethylphthalate	ppb	NL	<330	<10	<185	<184	<182	<180	<330	<330
Acenaphthylene	ppb	41000	<330	<10	<185	<184	<182	<180	<330	<330
Acenaphthene	ppb	50000	<330	<10	<185	<184	<182	<180	<330	<330
Diethylphthalate	ppb	7100	<330	<10	<185	<184	<182	<180	<330	<330
Flourene	ppb	50000	<330	<10	<185	<184	<182	<180	<330	<330
N-nitrosodiphenylamine	ppb	NL	<330	<10	<185	<184	<182	<180	<330	<330
Hexachlorobenzene	ppb	410	<330	<10	<185	<184	<182	<180	<330	<330
Phenanthrene	ppb	50000	<330	<10	<185	<184	<182	<180	<330	<330
Anthracene	ppb	50000	<330	<10	<185	<184	<182	<180	<330	<330
Di-n-butylphthalate	ppb	8100	<330	<10	<185	<184	<182	<180	<330	<330
Flouranthene	ppb	50000	<330	<10	<185	<184	<182	<180	<330	<330
Pyrene	ppb	50000	<330	<10	<185	<184	<182	<180	<330	<330
Butylbenzyl phthalate	ppb	50000	<330	<10	<185	<184	<182	<180	<330	<330
3,3'-dichlorobenzidine	ppb	NL	<660	<20	<371	<369	<365	<359	<330	<330
Benzo(a)anthracene	ppb	224 or MDL	<330	<10	<185	<184	<182	<180	<330	<330
bis(2-ethylhexyl)phthalate	ppb	50000	<330	<10	<185	<184	<182	<180	<330	<330
Chrysene	ppb	400	<330	<10	<185	<184	<182	<180	<330	<330
Di-n-octylphthalate	ppb	50000	<330	<10	<185	<184	<182	<180	<330	<330
Benzo(b)fluoranthene	ppb	1100	<330	<10	<185	<184	<182	<180	<330	<330
Benzo(k)fluoranthene	ppb	1100	<330	<10	<185	<184	<182	<180	<330	<330
Benzo(a)pyrene	ppb	61 or MDL	<330	<10	<185	<184	<182	<180	<330	<330
Indeno(1,2,3-cd)pyrene	ppb	3200	<330	<10	<185	<184	<182	<180	<330	<330
Dibenzo(a,h)anthracene	ppb	14 or MDL	<330	<10	<185	<184	<182	<180	<330	<330
Benzo(g,h,I)perylene	ppb	50000	<330	<10	<185	<184	<182	<180	<330	<330
Dibenzofuran	ppb	6200	<330	<10	<185	<184	<182	<180	<330	<330

TAGM - New York State Department of Environmental Conservation Technical and Administrative Guidance Memorandum Soil Cleanup Objectives.
ppb - Parts Per Billion
NL - Not Listed
NA - Not Analyzed
J - Estimated Value
Bold text indicates concentrations above state guidelines

Table 3
Soil Sample Analytical Results - SVOCs
United States Army Corps of Engineers
SADVA/Guilderland HS

Sample ID			SS-2 (North)	SS-3 (Bottom)	TPS-3-Soil	EXCAV1-Soil	EX1-POST-F3	EX1-POST-F2	QUARRY 1
Collection Date			9/11/02	9/11/02	9/17/02	9/18/02	9/24/02	9/24/02	9/24/02
Analytical Laboratory			Adirondack	Adirondack	Adirondack	Adirondack	Kemron	Kemron	Kemron
Sample Source			Excavation 2	Excavation 2	Excavation 3	Excavation 1	Excavation 1	Excavation 1	Quarry
Purpose			Pre-Excavation	Pre-Excavation	Pre-Excavation	Soil, Paint, Oil Mixture	Endpoint Sample	Endpoint Sample	QA/QC
Parameter	unit	TAGM							
1,2,4-trichlorobenzene	ppb	NL	<330	<330	<330	<1700	<184	<191	<174
1,2-dichlorobenzene	ppb	NL	<330	<330	<330	<1700	<184	<191	<174
1,3-dichlorobenzene	ppb	NL	<330	<330	<330	<1700	<184	<191	<174
1,4-dichlorobenzene	ppb	NL	<330	<330	<330	<1700	<184	<191	<174
2-chlorophenol	ppb	NL	<330	<330	<330	<1700	<184	<191	<174
2-methylphenol	ppb	100 or MDL	<330	<330	<330	<1700	<184	<191	<174
3, 4-methylphenol	ppb	NL	<330	<330	<330	<1700	<184	<191	<174
2-nitrophenol	ppb	330 or MDL	<330	<330	<330	<1700	<184	<191	<174
4-nitrophenol	ppb	100 or MDL	<1650	<1650	<1650	<8300	<920	<955	<871
2,4-dichlorophenol	ppb	400	<330	<330	<330	<1700	<184	<191	<174
2,4-dimethylphenol	ppb	NL	<330	<330	<330	<8300	<184	<191	<174
2,4-dinitrophenol	ppb	200 or MDL	<1650	<1650	<1650	<1700	<920	<955	<871
2,4,6-trichlorophenol	ppb	NL	<330	<330	<330	<1700	<184	<191	<174
2,4,5-trichlorophenol	ppb	100	<330	<330	<330	<1700	<920	<955	<871
4-chloro-3-methylphenol	ppb	240 or MDL	<330	<330	<330	<1700	<184	<191	<174
4-bromophenyl-phenylether	ppb	NL	<330	<330	<330	<1700	<184	<191	<174
4,6-dintro-2-methylphenol	ppb	NL	<1650	<1650	<1650	<8300	<920	<955	<871
4-chlorophenyl-phenylether	ppb	NL	<330	<330	<330	<1700	<184	<191	<174
Pentachlorophenol	ppb	1000 or MDL	<1650	<1650	<1650	**280000**	<920	569 J	<871
Phenol	ppb	30 or MDL	<330	<330	<330	<1700	NA	NA	NA
4-chloroaniline	ppb	220 or MDL	<330	<330	<330	<1700	<184	<191	<174
2-nitroaniline	ppb	430 or MDL	<1650	<1650	<1650	<8300	<920	<955	<871
3-nitroaniline	ppb	500 or MDL	<1650	<1650	<1650	<8300	<920	<955	<871
4-nitroaniline	ppb	NL	<1650	<1650	<1650	<8300	<920	<955	<871
2-methylnaphthalene	ppb	36400	<330	<330	<330	4000	164 J	<191	<174
2-chloronaphthalene	ppb	NL	<330	<330	<330	<1700	<184	<191	<174
2,4-dinitrotoluene	ppb	NL	<330	<330	<330	<1700	<184	<191	<174
2,6-dinitrotoluene	ppb	1000	<330	<330	<330	<1700	<184	<191	<174
bis(2-chloroethyi)ether	ppb	NL	<330	<330	<330	<1700	<184	<191	<174
Benzyl alcohol	ppb	NL	<330	<330	<330	<1700	<184	<191	<174
bis(2-chloroisopropyl)ether	ppb	NL	<330	<330	<330	<1700	<184	<191	<174
N-nitroso-di-n-propylamine	ppb	NL	<330	<330	<330	<1700	<184	<191	<174
Hexachloroethane	ppb	NL	<330	<330	<330	<1700	<184	<191	<174
Nitrobenzene	ppb	200	<330	<330	<330	<1700	<184	<191	<174
Isophorone	ppb	4400	<330	<330	<330	<1700	<184	<191	<174
Benzoic acid	ppb	NL	<1650	<1650	<1650	<8300	<920	389 J	<871
bis(2-chloroethoxy)methane	ppb	NL	<330	<330	<330	<1700	<184	<191	<174
Naphthalene	ppb	13000	<330	<330	<330	11000	<184	<191	<174
Hexachlorobutadiene	ppb	NL	<330	<330	<330	<1700	<184	<191	<174
Hexachlorocyclopentadiene	ppb	NL	<330	<330	<330	<1700	<184	<191	<174
Dimethylphthalate	ppb	NL	<330	<330	<330	<1700	<184	<191	<174
Acenaphthylene	ppb	41000	<330	<330	<330	<1700	<184	<191	<174
Acenaphthene	ppb	50000	<330	<330	<330	<1700	<184	<191	<174
Diethylphthalate	ppb	7100	<330	<330	<330	<1700	<184	<191	<174
Flourene	ppb	50000	<330	<330	<330	<1700	<184	<191	<174
N-nitrosodiphenylamine	ppb	NL	<330	<330	<330	<1700	<184	<191	<174
Hexachlorobenzene	ppb	410	<330	<330	<330	<1700	<184	<191	<174
Phenanthrene	ppb	50000	<330	<330	<330	<1700	<184	<191	<174
Anthracene	ppb	50000	<330	<330	<330	<1700	<184	<191	<174
Di-n-butylphthalate	ppb	8100	<330	<330	<330	<1700	<184	<191	<174
Flouranthene	ppb	50000	<330	<330	<330	<1700	<184	<191	<174
Pyrene	ppb	50000	<330	<330	<330	<1700	<184	<191	<174
Butylbenzyl phthalate	ppb	50000	<330	<330	<330	<1700	<184	<191	<174
3,3'-dichlorobenzidine	ppb	NL	<330	<330	<330	<2400	<368	<382	<348
Benzo(a)anthracene	ppb	224 or MDL	<330	<330	<330	<1700	<184	<191	<174
bis(2-ethylhexyl)phthalate	ppb	50000	<330	<330	<330	<1700	<184	162 J	147 J
Chrysene	ppb	400	<330	<330	<330	<1700	<184	<191	<174
Di-n-octylphthalate	ppb	50000	<330	<330	<330	<1700	<184	<191	<174
Benzo(b)fluoranthene	ppb	1100	<330	<330	<330	<1700	<184	<191	<174
Benzo(k)fluoranthene	ppb	1100	<330	<330	<330	<1700	<184	<191	<174
Benzo(a)pyrene	ppb	61 or MDL	<330	<330	<330	<1700	<184	<191	<174
Indeno(1,2,3-cd)pyrene	ppb	3200	<330	<330	<330	<1700	<184	<191	<174
Dibenzo(a,h)anthracene	ppb	14 or MDL	<330	<330	<330	<1700	<184	<191	<174
Benzo(g,h,i)perylene	ppb	50000	<330	<330	<330	<1700	<184	<191	<174
Dibenzofuran	ppb	6200	<330	<330	<330	<1700	<184	<191	<174

TAGM - New York State Department of Environmental Conservation Technical and Administrative Guidance Memorandum Soil Cleanup Objectives.
ppb - Parts Per Billion
NL - Not Listed
NA - Not Analyzed
J - Estimated Value
Bold Text indicates concentrations above state guideli

Table 4
Soil Sample Analytical Results - Pesticides, Herbicides, PCBs
United States Army Corps of Engineers
SADVA/Guilderland HS

Sample ID			GHS-S-01	GHS-S-01DUP	GHS-2-02	GHS-S-03	GHS-S-04	TPS-3 Soil	EXCAV1-Soil	Quarry	EX3-OIL
Collection Date			8/27/02	8/27/02	8/27/02	8/27/02	8/27/02	9/17/02	9/18/02	9/24/02	10/10/02
Analytical Laboratory			Adirondack	Kemron	Kemron	Kemron	Kemron	Adirondack	Adirondack	Kemron	Kemron
Sample Source			Excavation 1	Excavation 1	Excavation 1	Excavation 1	Excavation 1	Excavation 3	Excavation 1	Quarry	Excavation 3
Purpose			Pre-Excavation	Pre-Excavation	Pre-Excavation	Pre-Excavation	Pre-Excavation	Pre-Excavation	Soil, Paint, and Oil Mixture	QA/QC	Product Sample - Oil
	Units	*TAGM*[1]									
Aldrin	ppb	41	<1.7	NA	<1.84	<1.8	<1.82	<1.7	<80	<1.74	NA
a-BHC	ppb	110	<1.7	NA	<1.84	<1.8	<1.82	<1.7	<80	<1.74	NA
b-BHC	ppb	200	<1.7	NA	<1.84	<1.8	<1.82	<1.7	<80	<1.74	NA
g-BHC	ppb	60	<1.7	NA	<1.84	<1.8	<1.82	<1.7	<80	<1.74	NA
d-BHC	ppb	300	<1.7	NA	<1.84	<1.8	<1.82	<1.7	<80	<1.74	NA
Chlordane (total)	ppb	540	<3.3	NA	NA	NA	NA	<1.7	<800	NA	NA
alpha Chlordane	ppb	NL	<3.3	NA	<1.84	<1.8	<1.82	NA	NA	<1.74	NA
gamma Chlordane	ppb	540	<3.3	NA	<1.84	<1.8	<1.82	NA	NA	<1.74	NA
4,4'-DDD	ppb	2900	<3.3	NA	<3.69	<3.59	<3.65	<3.3	<160	<3.48	NA
4,4'-DDE	ppb	2100	<3.3	NA	<3.69	<3.59	<3.65	<3.3	<160	<3.48	NA
4,4'-DDT	ppb	2100	<3.3	NA	<3.69	<3.59	<3.65	<3.3	<160	<3.48	NA
Dieldrin	ppb	44	<3.3	NA	<3.69	<3.59	<3.65	<3.3	<160	<3.48	NA
Endosulfan I	ppb	900	<1.7	NA	<1.84	<1.8	<1.82	<3.3	<160	<1.74	NA
Endosulfan II	ppb	900	<3.3	NA	<3.69	<3.59	<3.65	<3.3	<160	<3.48	NA
Enosulfan Sulfate	ppb	1000	<3.3	NA	<3.69	<3.59	<3.65	<3.3	<160	<3.48	NA
Endrin	ppb	100	<3.3	NA	<3.69	<3.59	<3.65	<3.3	<160	<3.48	NA
Endrin Aldehyde	ppb	NL	<3.3	NA	<3.69	<3.59	<3.65	<3.3	<160	<3.48	NA
Endrin Ketone	ppb	NL	NA	NA	<3.69	<3.59	<3.65	NA	NA	<3.48	NA
Heptachlor	ppb	100	<1.7	NA	<1.84	<1.8	<1.82	<3.3	<80	<1.74	NA
Heptachlor Epoxide	ppb	20	<1.7	NA	<1.84	<1.8	<1.82	<3.3	<80	<1.74	NA
Toxaphene	ppb	NL	<3.3	NA	<36.9	<36	<36.5	<170	<1000	<34.8	NA
Methoxychlor	ppb	NL	<17	NA	<18.4	<18	<18.2	<17	<800	<17.4	NA
2,4-D	ppb	500	<200	<45	<44.6	<43.5	<44.2	<1	<1	<42.3	NA
2,4-DB	ppb	NL	NA	<45	<44.6	<43.5	<44.2	NA	NA	<42.3	NA
2,4,5-T	ppb	1900	<200	<4.5	<4.46	<4.35	<4.42	<1	<2.5	<4.23	NA
2,4,5-TP (Silvex)	ppb	700	<200	<3.38	<3.35	<3.27	<3.32	<1	<2.5	<3.17	NA
Dalapon	ppb	NL	NA	<113	<112	<109	<111	NA	NA	<106	NA
Dicamba	ppb	NL	NA	<4.5	<4.46	<4.35	<4.42	NA	NA	<4.23	NA
Dichloroprop	ppb	NL	NA	<45	<44.6	<43.5	<44.2	NA	NA	<42.3	NA
Dinoseb	ppb	NL	NA	<22.5	<22.3	<21.8	<22.1	NA	NA	<21.1	NA
MCPA	ppb	NL	NA	<4500	<4460	<4350	<4420	NA	NA	<4230	NA
MCPP	ppb	NL	NA	<4500	<4460	<4350	<4420	NA	NA	<4230	NA
Pentachlorophenol	ppb	1000	NA	5.45	<4.46	<4.35	<4.42	NA	NA	<4.23	NA
PCB-1016	ppb	10000	<0.01	<18.5	NA	<18	<18.2	NA	<1000	<17.4	<1650
PCB-1221	ppb	10000	NA	<18.5	NA	<18	<18.2	NA	<1000	<17.4	<1650
PCB-1232	ppb	10000	NA	<18.5	NA	<18	<18.2	NA	<1000	<17.4	<1650
PCB-1242	ppb	10000	<0.01	<18.5	NA	<18	<18.2	NA	<1000	<17.4	<1650
PCB-1248	ppb	10000	<0.01	<18.5	NA	<18	<18.2	NA	<1000	<17.4	<1650
PCB-1254	ppb	10000	<0.01	<18.5	NA	<18	<18.2	NA	<1000	<17.4	<1650
PCB-1260	ppb	10000	<0.01	11.9 J	NA	<18	<18.2	NA	<1000	<17.4	<1650

Notes:
1 - New York State Department of Environmental Conservation Technical and Administrative Guidance Series Recommended Soil Cleanup Objective.
ppb - Parts Per Billion
J - Estimated Value
Bold text indicates concentrations above listed NYSDEC guidelines.
NL - Not Listed
NA - Not Analyzed

Table 5
Soil Sample Analytical Results - TCLP
United States Army Corps of Engineers
SADVA/Guilderland HS

Sample ID		Soil Pile	SS-1 (South)	SS-2 (North)	SS-1 (Bottom)	Lewisite (Fabric)	Empty Metal Tubes
Collection Date		9/11/02	9/11/02	9/11/02	9/11/02	9/11/02	9/11/02
Analytical Laboratory		Adirondack	Adirondack	Adirondack	Adirondack	Adirondack	Adirondack
Sample Source		Excavation 2	Excavation 2	Excavation 2	Excavation 2	Excavation 2	Excavation 2
Purpose		Pre-Excavation	Pre-Excavation	Pre-Excavation	Pre-Excavation	Product Sample - BAL Tubes	Product Sample - BAL Tubes
Parameter	**unit**						
TCLP Metals							
Arsenic	ppm	NA	NA	NA	NA	NA	NA
Barium	ppm	NA	NA	NA	NA	NA	NA
Cadmium	ppm	NA	NA	NA	NA	NA	NA
Chromium	ppm	NA	NA	NA	NA	NA	NA
Lead	ppm	55	35	99	39	570	1060
Mercury	ppm	NA	NA	NA	NA	NA	NA
Selenium	ppm	NA	NA	NA	NA	NA	NA
Silver	ppm	NA	NA	NA	NA	NA	NA
TCLP SVOCs							
o-Cresol	ppm	NA	NA	NA	NA	NA	NA
m-,p-Cresol	ppm	NA	NA	NA	NA	NA	NA
Cresols (total)	ppm	NA	NA	NA	NA	NA	NA
1,4-Dichlorobenzene	ppm	NA	NA	NA	NA	NA	NA
2,4-Dinitrotoluene	ppm	NA	NA	NA	NA	NA	NA
Hexachlorobenzene	ppm	NA	NA	NA	NA	NA	NA
Hexachlorobutadiene	ppm	NA	NA	NA	NA	NA	NA
Hexachloroethane	ppm	NA	NA	NA	NA	NA	NA
Nitrobenzene	ppm	NA	NA	NA	NA	NA	NA
Pentachlorophenol	ppm	NA	NA	NA	NA	NA	NA
Pyridine	ppm	NA	NA	NA	NA	NA	NA
,4,5-Trichlorophenol	ppm	NA	NA	NA	NA	NA	NA
2,4,6-Trichlorophenol	ppm	NA	NA	NA	NA	NA	NA
TCLP VOCs							
Benzene	ppm	NA	NA	NA	NA	NA	NA
Carbon Tetrachloride	ppm	NA	NA	NA	NA	NA	NA
Chlorobenzene	ppm	NA	NA	NA	NA	NA	NA
Chloroform	ppm	NA	NA	NA	NA	NA	NA
1,2-Dichloroethane	ppm	NA	NA	NA	NA	NA	NA
1,1-Dichloroethene	ppm	NA	NA	NA	NA	NA	NA
Methyl ethyl ketone	ppm	NA	NA	NA	NA	NA	NA
Tetrachloroethene	ppm	NA	NA	NA	NA	NA	NA
Trichloroethene	ppm	NA	NA	NA	NA	NA	NA
Vinyl Chloride	ppm	NA	NA	NA	NA	NA	NA
TCLP Pesticides							
Chlordane	ppm	NA	NA	NA	NA	NA	NA
Endrin	ppm	NA	NA	NA	NA	NA	NA
Heptachlor	ppm	NA	NA	NA	NA	NA	NA
Heptachlor	ppm	NA	NA	NA	NA	NA	NA
Lindane	ppm	NA	NA	NA	NA	NA	NA
Methoxychlor	ppm	NA	NA	NA	NA	NA	NA
Toxaphene	ppm	NA	NA	NA	NA	NA	NA
2,4-D	ppm	NA	NA	NA	NA	NA	NA
2,4,5-TP (Silvex)	ppm	NA	NA	NA	NA	NA	NA

Notes: ppm - Parts Per Million
NA - Not Analyzed
TCLP - Toxicity characteristic leaching proced

Table 5
Soil Sample Analytical Results - TCLP
United States Army Corps of Engineers
SADVA/Guilderland HS

Sample ID		TPS-3-Soil	EXCAV1-Soil	EX1-Post-N1	9956	EX1-POST-F3	EX1-POST-F2
Collection Date		9/17/02	9/18/02	9/19/02	9/23/02	9/24/02	9/24/02
Analytical Laboratory		Adirondack	Adirondack	Kemron	Adirondack	Kemron	Kemron
Sample Source		Excavation 3	Excavation 1	Excavation 1	Excavation 1	Excavation 1	Excavation 1
Purpose		Pre-Excavation	Soil, Paint, Oil Mixture	Endpoint Sample	Roll-off Composite Sample	Endpoint Sample	Endpoint Sample
Parameter	**unit**						
TCLP Metals							
Arsenic	ppm	<0.5	<0.5	NA	<0.5	<1	NA
Barium	ppm	0.22	0.28	NA	0.27	0.149	NA
Cadmium	ppm	<0.01	0.44	NA	0.45	0.0696 J	0.318
Chromium	ppm	<0.05	<0.05	<0.2	<0.05	<0.2	NA
Lead	ppm	<0.5	0.8	<1	<0.5	<1	NA
Mercury	ppm	<0.02	<0.02	<0.005	<0.02	NA	<0.005
Selenium	ppm	<0.1	<0.1	NA	<0.1	<0.8	NA
Silver	ppm	<0.02	<0.02	NA	<0.02	<0.1	NA
TCLP SVOCs							
o-Cresol	ppm	NA	<0.1	NA	NA	<0.05	<0.05
m-,p-Cresol	ppm	NA	<0.1	NA	NA	<0.05	<0.05
Cresols (total)	ppm	<0.1	<0.1	NA	NA	NA	NA
1,4-Dichlorobenzene	ppm	<0.1	<0.1	NA	NA	<0.05	<0.05
2,4-Dinitrotoluene	ppm	<0.1	<0.1	NA	NA	<0.05	<0.05
Hexachlorobenzene	ppm	<0.1	<0.1	NA	NA	<0.05	<0.05
Hexachlorobutadiene	ppm	<0.1	<0.1	NA	NA	<0.05	<0.05
Hexachloroethane	ppm	<0.1	<0.1	NA	NA	<0.05	<0.05
Nitrobenzene	ppm	<0.1	<0.1	NA	NA	<0.05	<0.05
Pentachlorophenol	ppm	<0.5	0.98	NA	NA	<0.25	<0.25
Pyridine	ppm	<0.1	<0.1	NA	NA	<0.5	<0.5
2,4,5-Trichlorophenol	ppm	<0.1	<0.1	NA	NA	<0.25	<0.25
2,4,6-Trichlorophenol	ppm	<0.1	<0.1	NA	NA	<0.05	<0.05
TCLP VOCs							
Benzene	ppm	<0.085	<0.085	NA	<0.085	<0.05	<0.05
Carbon Tetrachloride	ppm	<0.085	<0.085	NA	<0.085	<0.05	<0.05
Chlorobenzene	ppm	<0.085	<0.085	NA	<0.085	<0.05	<0.05
Chloroform	ppm	<0.085	0.16	NA	<0.085	<0.05	7.42 J
1,2-Dichloroethane	ppm	<0.085	<0.085	NA	<0.085	<0.05	<0.05
1,1-Dichloroethene	ppm	<0.085	<0.085	NA	<0.085	<0.05	<0.05
Methyl ethyl ketone	ppm	<0.170	<0.17	NA	<0.17	<1	<1
Tetrachloroethene	ppm	<0.085	<0.085	NA	<0.085	<0.05	<0.05
Trichloroethene	ppm	<0.085	<0.085	NA	<0.085	<0.05	<0.05
Vinyl Chloride	ppm	<0.170	<0.17	NA	<0.17	<0.1	<0.1
TCLP Pesticides							
Chlordane	ppm	<0.005	<0.005	NA	NA	NA	NA
Endrin	ppm	<0.005	<0.005	NA	NA	NA	NA
Heptachlor	ppm	<0.005	<0.005	NA	NA	NA	NA
Heptachlor	ppm	<0.005	<0.005	NA	NA	NA	NA
Lindane	ppm	<0.005	<0.005	NA	NA	NA	NA
Methoxychlor	ppm	<0.05	<0.05	NA	NA	NA	NA
Toxaphene	ppm	<0.05	<0.05	NA	NA	NA	NA
2,4-D	ppm	<2	<2	NA	NA	NA	NA
2,4,5-TP (Silvex)	ppm	<0.2	<0.2	NA	NA	NA	NA

Notes: ppm - Parts Per Million
NA - Not Analyzed
TCLP - Toxicity characteristic

Table 6
Soil Sample Analytical Results - Miscellaneous Analytes
United States Army Corps of Engineers
SADVA/Guilderland HS

Sample ID		GHS-V-01	GHS-V-02	Soil Pile	SS-1 (South)	SS-2 (North)	SS-3 (Bottom)	Metal Tube Contents	TPS-3-Soil	EXCAV1-Soil	EX2-POST-N1
Collection Date		8/27/02	8/27/02	9/11/02	9/11/02	9/11/02	9/11/02	9/11/02	9/17/02	9/18/02	9/19/02
Analytical Laboratory		Adirondack	Adirondack	Adirondack	Adirondack	Adirondack	Adirondack	Adirondack	Adirondack	Adirondack	Kemron
Sample Source		Excavation1	Excavation1	Excavation 2	Excavation 2	Excavation 2	Excavation 2	Excavation 2	Excavation 3	Excavation 1	Excavation 2
Purpose		Product Sample-Calcium Hypochlorite	Product Sample-BAL Tubes	Pre-Excavation	Pre-Excavation	Pre-Excavation	Pre-Excavation	Product Sample - BAL Tubes	Pre-Excavation	Soil, Paint, Oil Mixture	Endpoint Sample
pH	SU	11.7	2.5	5.6	5.3	4.8	5.6	3.5	NA	5.9	5.82
Oxidizer	NL	NA	NA	NA	NA	NA	NA	Negative	NA	NA	NA
Chlorine	Percent	NA	NA	NA	NA	NA	NA	<0.01	NA	NA	NA
Chloride	ppb	258,000	NA	NA	NA	NA	NA	NA	NA	NA	NA
Flashpoint	Degrees F	NA	NA	NA	NA	NA	NA	Non	Non	92	NA
Corrosivity	NL	NA	NA	NA	NA	NA	NA	NA	Non	NA	NA
Reactivity	NL	NA	NA	NA	NA	NA	NA	NA	Non	Non	NA
Cyanide	ppb	NA	NA	NA	NA	NA	NA	NA	<1	<1	<0.01
Sulfide	ppb	NA	NA	NA	NA	NA	NA	NA	<10	<10	<0.1
Total Halides	ppm	NA	NA	NA	NA	NA	NA	NA	NA	NA	NA

SU - Standard Units
F - Farenheight
NL - Not Listed
NA - Not Analyzed
ppm - Parts per million
ppb - Parts per billions

Table 6
Soil Sample Analytical Results - Miscellaneous Analytes
United States Army Corps of Engineers
SADVA/Guilderland HS

Sample ID		EX1-POST-E1	EX1-POST-F1	EX1-Black Jars	9664	00137	9759	9048	9649	9956
Collection Date		9/19/02	9/19/02	9/20/02	9/23/02	9/23/02	9/23/02	9/23/02	9/23/02	9/23/02
Analytical Laboratory		Kemron	Kemron	Adirondack	Adirondack	Adirondack	Adirondack	Adirondack	Adirondack	Adirondack
Sample Source		Excavation 1	Excavation 1	Excavation 1	Excavation 1	Excavation 1	Excavation 1	Excavation 1	Excavation 1	Excavation 1
Purpose		Endpoint Sample	Endpoint Sample	Product Sample - Hypochlorite Container	Roll-Off Composite Sample	Roll-Off Composite Sample	Roll-Off Composite Sample	Roll-Off Composite Sample	Roll-Off Composite Sample	Roll-Off Composite Sample
pH	SU	6.6	6.53	NA	NA	NA	NA	NA	NA	6
Oxidizer	NL	NA	NA	Positive	NA	NA	NA	NA	NA	NA
Chlorine	Percent	NA	NA	NA	NA	NA	NA	NA	NA	NA
Chloride	ppb	NA	NA	NA	NA	NA	NA	NA	NA	NA
Flashpoint	Degrees F	NA	NA	NA	>200	>200	117	>200	>200	>200
Corrosivity	NL	NA	NA	NA	NA	NA	NA	NA	NA	Non
Reactivity	NL	NA	NA	NA	NA	NA	NA	NA	NA	NA
Cyanide	ppb	<0.01	<0.01	NA	NA	NA	NA	NA	NA	NA
Sulfide	ppb	<0.1	<0.1	NA	NA	NA	NA	NA	NA	NA
Total Halides	ppm	NA	NA	NA	NA	NA	NA	NA	NA	NA

SU - Standard Units
F - Farenheight
NL - Not Listed
NA - Not Analyzed
ppm - Parts per million
ppb - Parts per billions

Table 6
Soil Sample Analytical Results - Miscellaneous Analytes
United States Army Corps of Engineers
SADVA/Guilderland HS

Sample ID		01139	9705	9784	9819	9632	0073	9048	9759
Collection Date		9/23/02	9/23/02	9/23/02	9/23/02	9/23/02	9/23/02	9/23/02	9/23/02
Analytical Laboratory		Kemron	Kemron	Kemron	Kemron	Kemron	Kemron	Kemron	Kemron
Sample Source		Excavation 1	Excavation 1	Excavation 1	Excavation 1	Excavation 1	Excavation 1	Excavation 1	Excavation 1
Purpose		Roll-Off Composite Sample	Roll-Off Composite Sample	Roll-Off Composite Sample	Roll-Off Composite Sample	Roll-Off Composite Sample	Roll-Off Composite Sample	Roll-Off Composite Sample	Roll-Off Composite Sample
pH	SU	NA	NA	NA	NA	NA	NA	NA	NA
Oxidizer	NL	NA	NA	NA	NA	NA	NA	NA	NA
Chlorine	Percent	NA	NA	NA	NA	NA	NA	NA	NA
Chloride	ppb	NA	NA	NA	NA	NA	NA	NA	NA
Flashpoint	Degrees F	>200	>200	>200	>200	>200	>200	>200	>200
Corrosivity	NL	NA	NA	NA	NA	NA	NA	NA	NA
Reactivity	NL	NA	NA	NA	NA	NA	NA	NA	NA
Cyanide	ppb	NA	NA	NA	NA	NA	NA	NA	NA
Sulfide	ppb	NA	NA	NA	NA	NA	NA	NA	NA
Total Halides	ppm	NA	NA	NA	NA	NA	NA	NA	NA

SU - Standard Units
F - Farenheight
NL - Not Listed
NA - Not Analyzed
ppm - Parts per million
ppb - Parts per billions

Table 6
Soil Sample Analytical Results - Miscellaneous Analytes
United States Army Corps of Engineers
SADVA/Guilderland HS

Sample ID		EX2-POST-W2	EX2-POST-S2	EX2-POST-E2	EX2-POST-F2	EX1-POST-E2	EX1-POST-S1	EX1-POST-W1	EX1-POST-E3	EX3-OIL
Collection Date		9/24/02	9/24/02	9/24/02	9/24/02	9/24/02	9/24/02	9/24/02	9/24/02	10/10/02
Analytical Laboratory		Kemron	Kemron	Kemron	Kemron	Kemron	Kemron	Kemron	Kemron	Kemron
Sample Source		Excavation 2	Excavation 2	Excavation 2	Excavation 2	Excavation 1	Excavation 1	Excavation 1	Excavation 1	Excavation 3
Purpose		Endpoint Sample	Endpoint Sample	Endpoint Sample	Endpoint Sample	Endpoint Sample	Endpoint Sample	Endpoint Sample	Endpoint Sample	Product Sample - Oil
pH	SU	4.47	5.56	4.5	6.42	6	6.61	6.6	5.84	NA
Oxidizer	NL	NA	NA	NA	NA	NA	NA	NA	NA	NA
Chlorine	Percent	NA	NA	NA	NA	NA	NA	NA	NA	NA
Chloride	ppb	NA	NA	NA	NA	NA	NA	NA	NA	NA
Flashpoint	Degrees F	NA	NA	NA	NA	NA	NA	NA	NA	>200
Corrosivity	NL	NA	NA	NA	NA	NA	NA	NA	NA	NA
Reactivity	NL	NA	NA	NA	NA	NA	NA	NA	NA	NA
Cyanide	ppb	<0.01	0.0115	<0.01	<0.01	<0.01	<0.01	<0.01	<0.01	NA
Sulfide	ppb	<0.1	<0.1	<0.1	<0.1	<0.1	<0.1	<0.1	<0.1	NA
Total Halides	ppm	NA	NA	NA	NA	NA	NA	NA	NA	18,600

SU - Standard Units
F - Farenheight
NL - Not Listed
NA - Not Analyzed
ppm - Parts per million
ppb - Parts per billions

Table 7
Summary of Analytical Results
Distilled Water IV Bottles
United States Army Corps of Engineers
SADVA/Guilderland HS

TPS-3-Material	
VOCs	
Acetone	1.6 ppm
Others	ND
SVOCs	
Phenol	0.019 ppm
Others	ND
Metals	
Calcium	3.6 ppm
Copper	0.012 ppm
Iron	0.11 ppm
Magnesium	0.65 ppm
Potassium	0.5 ppm
Sodium	3.1 ppm
Thallium	0.02 ppm
Zinc	0.85 ppm
Pesticides	
ND	
Herbicides	
ND	
Ignitability	
Non	
Corrosivity	
Non	
Reativity	
Non	

Notes: *ppm - Parts Per Million*

FIGURES

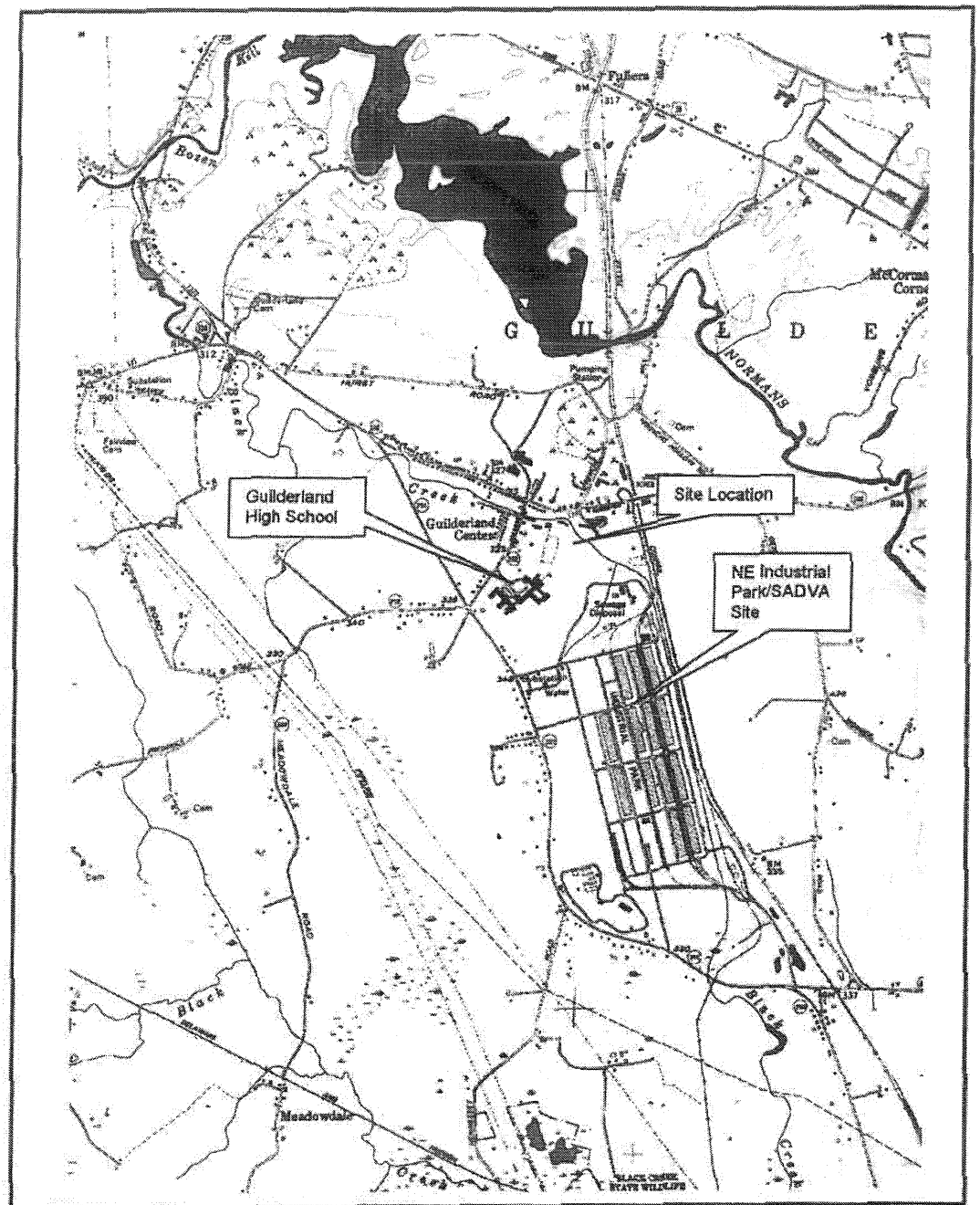

Scale: 1:24,000

Reference: USGS 7.5 Minute Quadrangle
Voorheesville Quadrangle, 1983

United States Army Corps of Engineers

Figure 1
Site Location Map
Guilderland School District

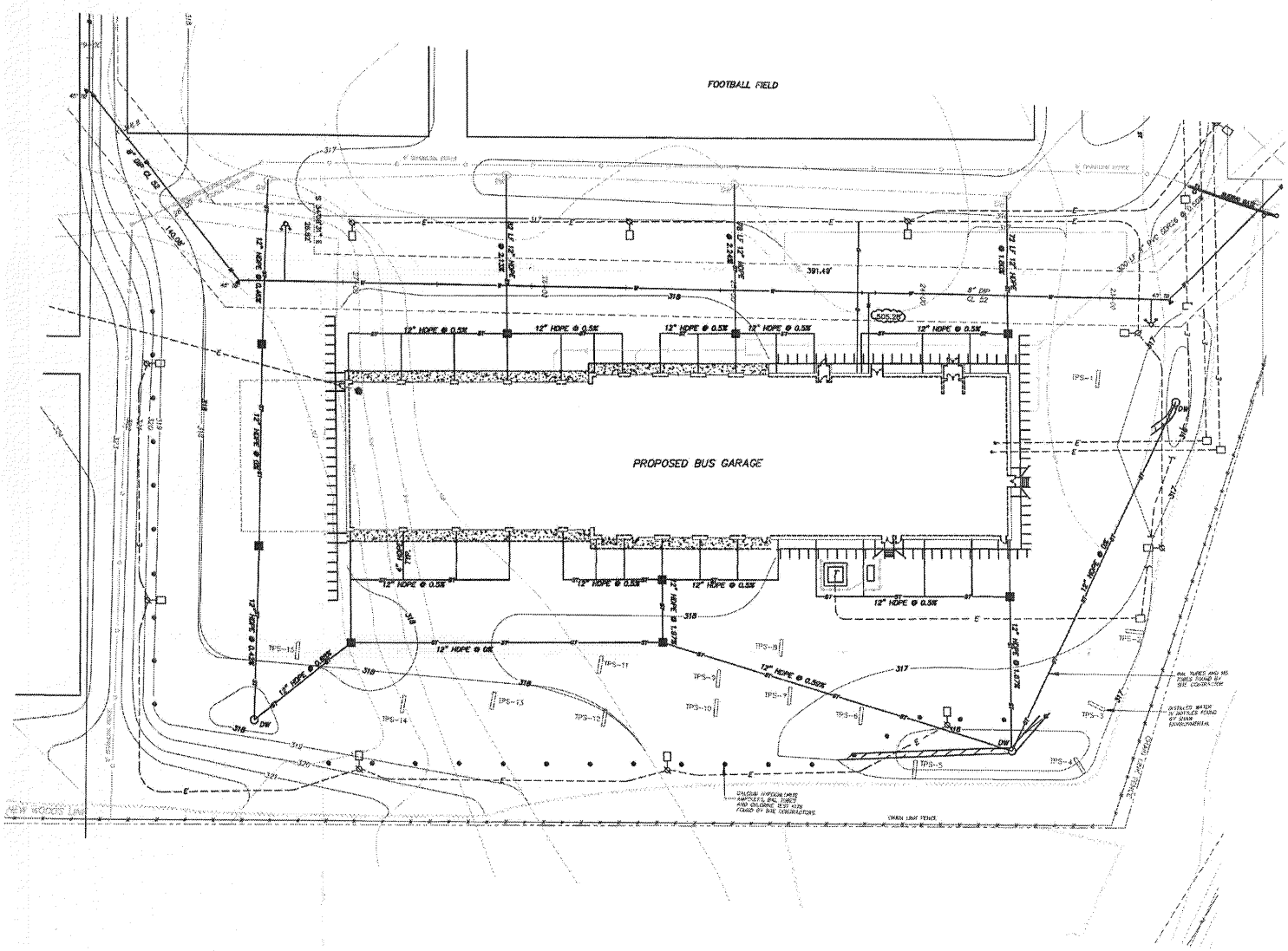

LEGEND:

- TEST PIT
- ORIGINAL SURFACE GRADE
- 315 FINISHED SURFACE GRADE
- UNDERGROUND WATER LINE
- E UNDERGROUND ELECTRIC CONDUIT
- STORM SEWER LINE
- UNDERGROUND GAS LINE
- DW DRY WELL
- ABOVE-GRADE ELECTRICAL OUTLET

NOTE: UTILITIES ILLUSTRATED ON THIS FIGURE WERE BEING INSTALLED CONCURRENTLY WITH INVESTIGATION AND REMOVAL ACTIVITIES.

SCALE
0 25 50 75 FEET

REFERENCE:
BASE MAP SOURCE: BASE MAP PROVIDED BY SITE CONTRACTORS.

UNITED STATES ARMY
CORPS OF ENGINEERS

FIGURE 2
SITE MAP

SADVA/GUILDERLAND HIGH SCHOOL
VOORHEESVILLE, NEW YORK

OFFICE	DRAWN BY	CHECKED BY	APPROVED BY	DRAWING NUMBER
ALBANY, NY	S. SHKOLNIK 01-09-03			83836D3

L:\projects\83836D\83836D3.dwg
Plot Date/Time: 04/22/03 03:51pm
Format Revised: 11/23/99

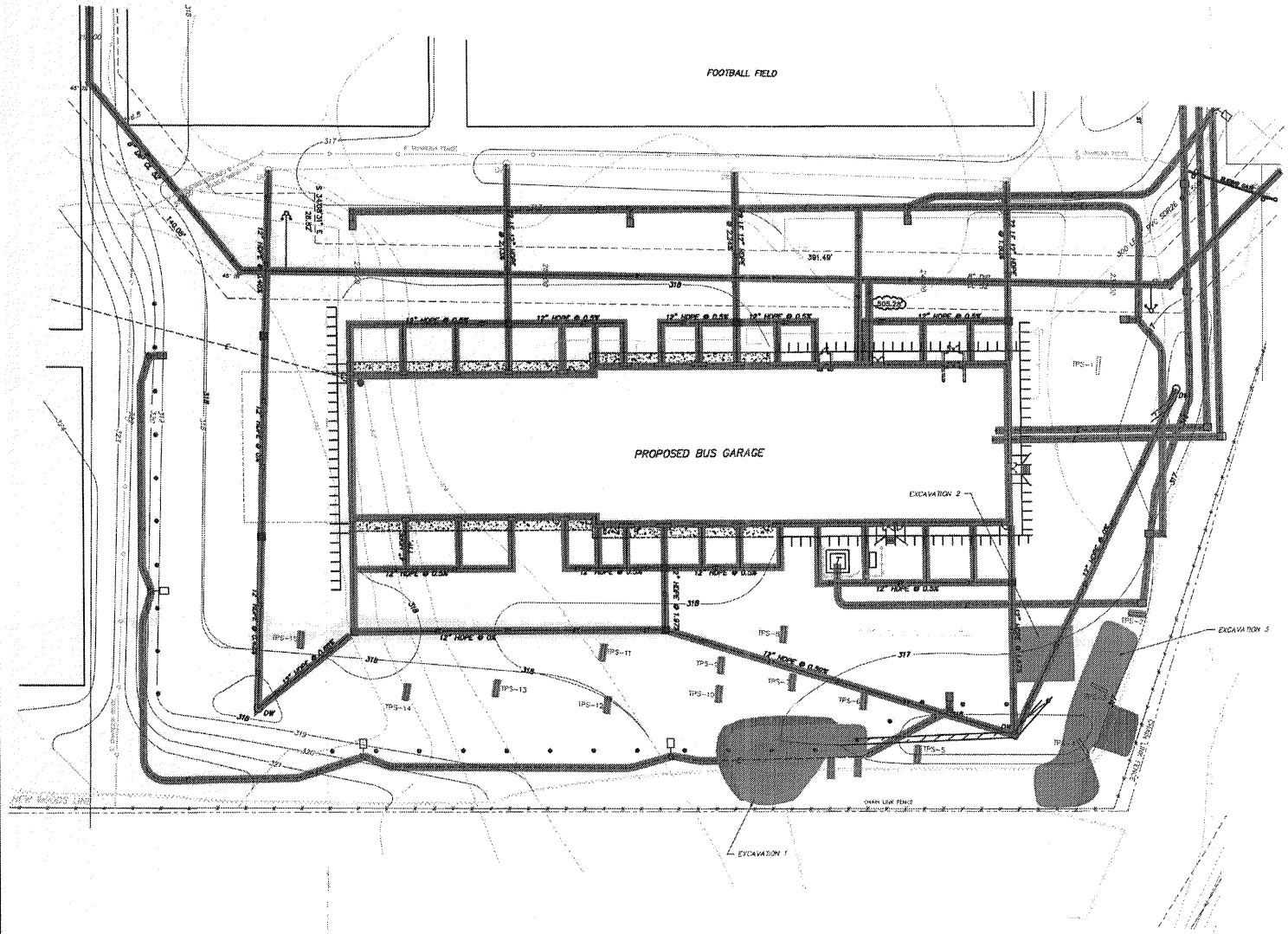

LEGEND:

- TEST PIT
- 315 ORIGINAL SURFACE GRADE
- 315 FINISHED SURFACE GRADE
- 3' TO 5' EXCAVATION
- 5' TO 12' EXCAVATION
- 12' TO 20' EXCAVATION
- W UNDERGROUND WATER LINE
- E UNDERGROUND ELECTRICAL CONDUIT
- ST UNDERGROUND STORM SEWER
- G UNDERGROUND GAS LINE
- DW DRY WELL
- ABOVE-GRADE ELECTRICAL OUTLET

NOTE:

1. EXCAVATIONS 1, 2 AND 3, AND TEST PITS COMPLETED BY SHAW. ALL OTHER EXCAVATIONS COMPLETED BY CONSTRUCTION CONTRACTORS.
2. UTILITIES ILLUSTRATED ON THIS FIGURE WERE BEING INSTALLED CONCURRENTLY WITH INVESTIGATION AND REMOVAL ACTIVITIES.

SCALE
0 25 50 75 FEET

REFERENCE:
BASE MAP SOURCE: BASE MAP PROVIDED BY SITE CONTRACTORS.

UNITED STATES ARMY
CORPS OF ENGINEERS

FIGURE 3
EXCAVATION DEPTH MAP

SADVA/GUILDERLAND HIGH SCHOOL
VOORHEESVILLE, NEW YORK

OFFICE	DRAWN BY	CHECKED BY	APPROVED BY	DRAWING NUMBER
ALBANY, NY	S. SHKOLNIK 01-09-03			838360D4

L:\projects\838360\838360D4.dwg
Plot Date/Time: 04/22/03 03:53pm
Format Revised: 11/23/99
Image:
Xref:

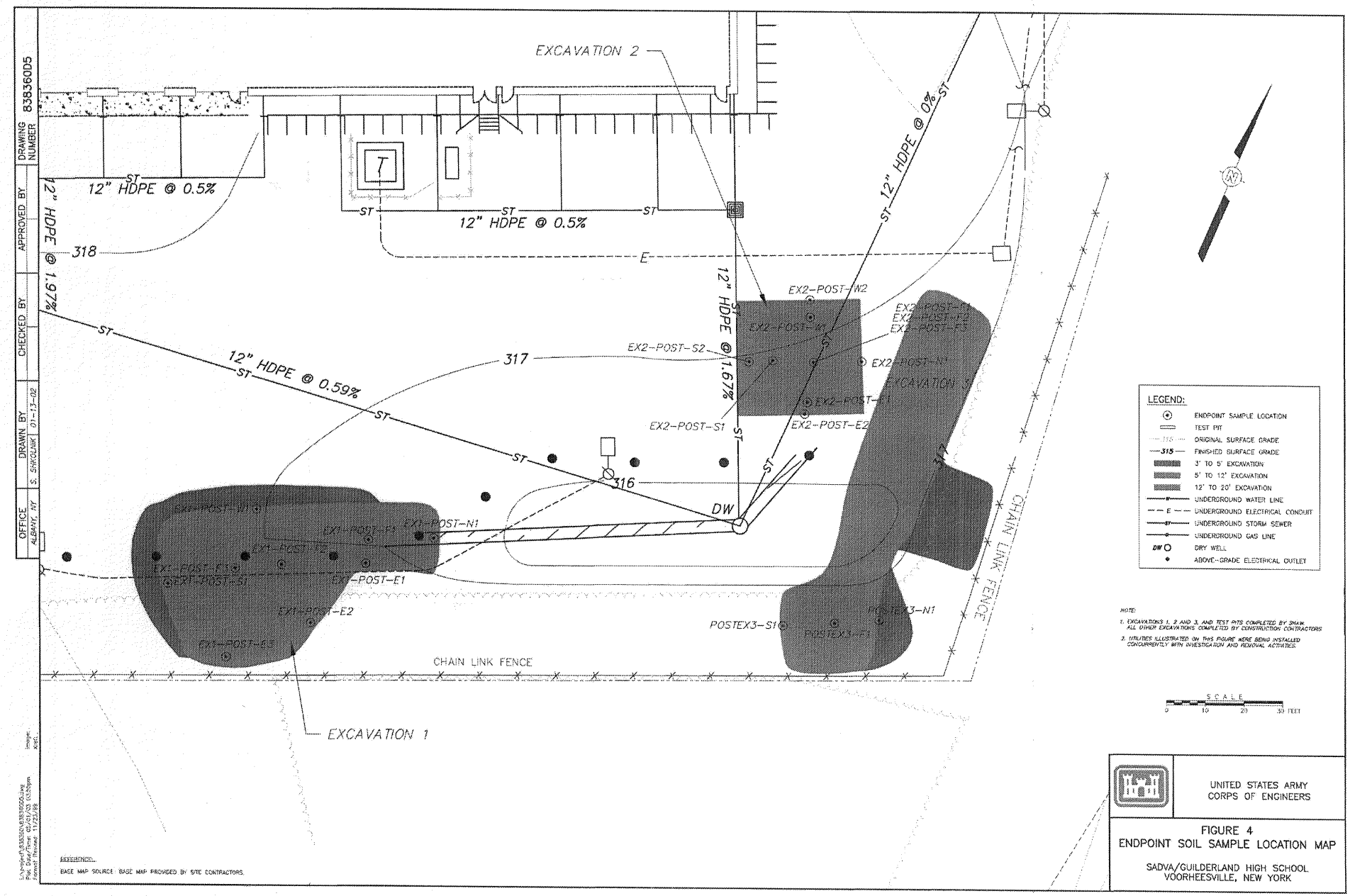
EXCAVATION 2
12" HDPE @ 0.5%
12" HDPE @ 0.5%
12" HDPE @ 1.97%
12" HDPE @ 0.59%
12" HDPE @ 1.67%
12" HDPE @ 0% ST
318
317
316
E
DW
EX2-POST-W2
EX2-POST-S2
EX2-POST-N1
EX2-POST-S1
EX2-POST-E2
EXCAVATION 3
EX1-POST-W1
EX1-POST-N1
EX1-POST-S1
EX1-POST-E1
EX1-POST-E2
EX1-POST-W2
POSTEX3-S1
POSTEX3-N1
POSTEX3-E1
CHAIN LINK FENCE
CHAIN LINK FENCE
EXCAVATION 1
LEGEND:
ENDPOINT SAMPLE LOCATION
TEST PIT
ORIGINAL SURFACE GRADE
FINISHED SURFACE GRADE
3' TO 5' EXCAVATION
5' TO 12' EXCAVATION
12' TO 20' EXCAVATION
UNDERGROUND WATER LINE
UNDERGROUND ELECTRICAL CONDUIT
UNDERGROUND STORM SEWER
UNDERGROUND GAS LINE
DRY WELL
ABOVE-GRADE ELECTRICAL OUTLET
NOTE:
1. EXCAVATIONS 1, 2 AND 3, AND TEST PITS COMPLETED BY SHAW. ALL OTHER EXCAVATIONS COMPLETED BY CONSTRUCTION CONTRACTORS
2. UTILITIES ILLUSTRATED ON THIS FIGURE WERE BEING INSTALLED CONCURRENTLY WITH INVESTIGATION AND REMOVAL ACTIVITIES.
SCALE
0 10 20 30 FEET
REFERENCE:
BASE MAP SOURCE: BASE MAP PROVIDED BY SITE CONTRACTORS.
OFFICE ALBANY, NY
DRAWN BY S. SHIGLINK 01-13-02
CHECKED BY
APPROVED BY
DRAWING NUMBER 83836005
UNITED STATES ARMY CORPS OF ENGINEERS
FIGURE 4
ENDPOINT SOIL SAMPLE LOCATION MAP
SADVA/GUILDERLAND HIGH SCHOOL
VOORHEESVILLE, NEW YORK

Table 3
Former Schenectady Army Depot
Voorheesville Area
Summary of VOC Analytical Results

Monitoring Well Number	Criteria	Units	MW-1									
Sample Collection Date	**ug/l**		*9/15/2003*	*12/3/2003*	*3/25/2004*	*6/17/2004*	*9/28/2004*	*1/3/2005*	*3/30/2005*	*7/1/2005*	*8/31/2006*	*11/28/2006*
1,1,1,2-Tetrachloroethane	5	ug/L	< 0.250	< 0.250	< 0.250	< 0.250	<0.250	<0.250	<0.250	<0.250	<1.0	<1.0
1,1,1-Trichloroethane	5	ug/L	< 0.250	< 0.250	< 0.250	< 0.250	<0.250	<0.250	<0.250	<0.250	<1.0	<1.0
1,1,2,2,-Tetrachloroethane	5	ug/L	< 0.125	< 0.125	< 0.125	< 0.125	<0.125	<0.125	<0.125	<0.125	<1.0	<1.0
1,1,2-Trichloroethane	1	ug/L	< 0.250	< 0.250	< 0.250	< 0.250	<0.250	<0.250	<0.250	<0.250	<1.0	<1.0
1,1-Dichloroethane	5	ug/L	< 0.125	< 0.125	< 0.125	< 0.125	<0.125	<0.125	<0.125	<0.125	<1.0	<1.0
1,1-Dichloroethene	5	ug/L	< 0.500	< 0.500	< 0.500	< 0.500	<0.500	<0.500	<0.500	<0.500	<1.0	<1.0
1,1-Dichloropropene		ug/L	< 0.250	< 0.250	< 0.250	< 0.250	<0.250	<0.250	<0.250	<0.250	<1.0	<1.0
1,2,3-Trichlorobenzene	5	ug/L	< 0.125	< 0.125	< 0.125	< 0.125	<0.125	<0.125	<0.125	<0.125	<1.0	<1.0
1,2,3-Trichloropropane	"5/0.04"	ug/L	< 0.750	< 0.750	< 0.750	< 0.750	<0.750	<0.750	<0.750	<0.750	<1.0	<1.0
1,2,4-Trichlorobenzene	5	ug/L	< 0.200	< 0.200	< 0.200	< 0.200	<0.200	<0.200	<0.200	<0.200	<1.0	<1.0
1,2,4-Trimethylbenzene	5	ug/L	< 0.250	< 0.250	< 0.250	< 0.250	<0.250	<0.250	<0.250	<0.250	<1.0	<1.0
1,2-Dibromo-3-chloropropane	0.04	ug/L	< 1.00	< 1.00	< 1.00	< 1.00	<1.00	<1.00	<1.00	<1.00	<2.0	<2.0
1,2-Dibromoethane		ug/L	< 0.250	< 0.250	< 0.250	< 0.250	<0.250	<0.250	<0.250	<0.250	NR	NR
1,2-Dichlorobenzene	3	ug/L	< 0.125	< 0.125	< 0.125	< 0.125	<0.125	<0.125	<0.125	<0.125	<1.0	<1.0
1,2-Dichloroethane	0.6	ug/L	< 0.250	< 0.250	< 0.250	< 0.250	<0.250	<0.250	<0.250	<0.250	<1.0	<1.0
1,2-Dichloroethene (total)	5	ug/L	< 0.250	< 0.250	< 0.250	< 0.250	<0.250	<0.250	<0.250	<0.250	<1.0	<1.0
1,2-Dichloropropane	1	ug/L	< 0.125	< 0.125	< 0.125	< 0.125	<0.125	<0.125	<0.125	<0.125	<1.0	<1.0
1,3,5-Trimethybenzene	5	ug/L	< 0.250	< 0.250	< 0.250	< 0.250	<0.250	<0.250	<0.250	<0.250	<1.0	<1.0
1,3-Dichlorobenzene	3	ug/L	< 0.250	< 0.250	< 0.250	< 0.250	<0.250	<0.250	<0.250	<0.250	<1.0	<1.0
1,3-Dichloropropane	5	ug/L	< 0.200	< 0.200	< 0.200	< 0.200	<0.200	<0.200	<0.200	<0.200	<1.0	<1.0
1,3-Dichloropropene (total) (See Note 1)	0.4	ug/L	< 0.750	< 0.750	< 0.750	< 0.750	<0.750	<0.750	<0.750	<0.750	<1.0	<1.0
1,4-Dichlorobenzene	3	ug/L	< 0.125	< 0.125	< 0.125	< 0.125	<0.125	<0.125	<0.125	<0.125	<1.0	<1.0
2,2-Dichloropropane	5	ug/L	< 0.250	< 0.250	< 0.250	< 0.250	<0.250	<0.250	<0.250	<0.250	<1.0	<1.0
2-Butanone		ug/L	< 2.50	< 2.50	< 2.50	< 2.50	<2.50	17.7	< 2.50	< 2.50	<5.0	<5.0
2-Chloroethyl vinyl ether		ug/L	< 2.00	< 2.00	< 2.00	< 2.00	<2.00	<2.00	<2.00	<2.00	<4.0	<4.0
2-Chlorotoluene	5	ug/L	< 0.125	< 0.125	< 0.125	< 0.125	<0.125	<0.125	<0.125	<0.125	<1.0	<1.0
2-Hexanone		ug/L	< 2.50	< 2.50	< 2.50	< 2.50	<2.50	<2.50	<2.50	<2.50	<5.0	<5.0
4-Chlorotoluene	5	ug/L	< 0.250	< 0.250	< 0.250	< 0.250	<0.250	<0.250	<0.250	<0.250	<1.0	<1.0
4-Methyl-2-pentanone		ug/L	< 2.50	< 2.50	< 2.50	< 2.50	<2.50	<2.50	<2.50	<2.50	<5.0	<5.0
Acetone	50	ug/L	< 2.5	< 2.5	< 2.5	< 2.5	<2.5	<2.5	<2.5	<2.5	<5.0	<5.0
Benzene	1	ug/L	< 0.125	< 0.125	< 0.125	< 0.125	<0.125	<0.125	<0.125	<0.125	<1.0	<1.0
Bromobenzene	5	ug/L	< 0.125	< 0.125	< 0.125	< 0.125	<0.125	<0.125	<0.125	<0.125	<1.0	<1.0
Bromochloromethane	5	ug/L	< 0.200	< 0.200	< 0.200	< 0.200	<0.200	<0.200	<0.200	<0.200	<1.0	<1.0
Bromodichloromethane		ug/L	< 0.250	< 0.250	< 0.250	< 0.250	<0.250	<0.250	<0.250	<0.250	<1.0	<1.0
Bromoform		ug/L	< 0.540	< 0.540	< 0.540	< 0.540	<0.540	<0.540	<0.540	<0.540	<1.0	<1.0
Bromomethane	5	ug/L	< 0.500	< 0.500	< 0.500	< 0.500	<0.500	<0.500	<0.500	<0.500	<1.0	<1.0

Note 1-Laboratory reported each isomer. The reporting limit reflects the sum of the two isomer limits.
Note 2-Bold text indicates detected concentration exceeds drinking water standard.

Table 3
Former Schenectady Army Depot
Voorheesville Area
Summary of VOC Analytical Results

Monitoring Well Number	Criteria	Units	MW-1									
Sample Collection Date	**ug/l**		*9/15/2003*	*12/3/2003*	*3/25/2004*	*6/17/2004*	*9/28/2004*	*1/3/2005*	*3/30/2005*	*7/1/2005*	*8/31/2006*	*11/28/2006*
Carbon disulfide	N/A	ug/L	< 0.500	< 0.500	< 0.500	< 0.500	<0.500	<0.500	<0.500	<0.500	<1.0	<1.0
Carbon Tetrachloride	5	ug/L	< 0.250	< 0.250	< 0.250	< 0.250	<0.250	<0.250	<0.250	<0.250	<1.0	<1.0
Chlorobenzene	5	ug/L	< 0.125	< 0.125	< 0.125	< 0.125	<0.125	<0.125	<0.125	<0.125	<1.0	<1.0
Chlorodibromomethane		ug/L	< 0.250	< 0.250	< 0.250	< 0.250	<0.250	<0.250	<0.250	<0.250	<1.0	<1.0
Chloroethane	5	ug/L	< 0.500	< 0.500	< 0.500	< 0.500	<0.500	<0.500	<0.500	<0.500	<1.0	<1.0
Chloroform	7	ug/L	< 0.125	< 0.125	< 0.125	< 0.125	<0.125	<0.125	<0.125	<0.125	<1.0	<1.0
Chloromethane		ug/L	< 0.250	< 0.250	< 0.250	< 0.250	<0.250	<0.250	<0.250	<0.250	<1.0	<1.0
Dibromomethane	5	ug/L	< 0.250	< 0.250	< 0.250	< 0.250	<0.250	<0.250	<0.250	<0.250	<1.0	<1.0
Dichlorodifluoromethane	5	ug/L	< 0.250	< 0.250	< 0.250	< 0.250	<0.125	<0.125	<0.125	<0.125	<1.0	<1.0
Ethylbenzene	5	ug/L	< 0.250	< 0.250	< 0.250	< 0.250	<0.250	<0.250	<0.250	<0.250	<1.0	<1.0
Hexachlorobutadiene	0.5	ug/L	< 0.250	< 0.250	< 0.250	< 0.250	<0.250	<0.250	<0.250	<0.250	<1.0	<1.0
Isopropylbenzene	5	ug/L	< 0.250	< 0.250	< 0.250	< 0.250	<0.250	<0.250	<0.250	<0.250	<1.0	<1.0
Methyene chloride		ug/L	< 0.250	< 0.250	< 0.250	< 0.250	<0.250	<0.250	<0.250	<0.250	<1.0	<1.0
Naphthalene		ug/L	< 0.200	< 0.200	< 0.200	< 0.200	<0.200	<0.200	<0.200	<0.200	<1.0	<1.0
n-Butylbenzene	5	ug/L	< 0.250	< 0.250	< 0.250	< 0.250	<0.250	<0.250	<0.250	<0.250	<1.0	<1.0
n-Propylbenzene	5	ug/L	< 0.125	< 0.125	< 0.125	< 0.125	<0.125	<0.125	<0.125	<0.125	<1.0	<1.0
p-Isopropyltoluene	5	ug/L	< 0.250	< 0.250	< 0.250	< 0.250	<0.250	<0.250	<0.250	<0.250	<1.0	<1.0
sec-Butylbenzene	5	ug/L	< 0.250	< 0.250	< 0.250	< 0.250	<0.250	<0.250	<0.250	<0.250	<1.0	<1.0
Styrene	5	ug/L	< 0.125	< 0.125	< 0.125	< 0.125	<0.125	<0.125	<0.125	<0.125	<1.0	<1.0
tert-Buylbenzene	5	ug/L	< 0.250	< 0.250	< 0.250	< 0.250	<0.250	<0.250	<0.250	<0.250	<1.0	<1.0
Tetrachloroethene (PCE)	5	ug/L	< 0.250	< 0.250	< 0.250	< 0.250	0.978J	< 0.250	< 0.250	< 0.250	<1.0	<1.0
Toluene	5	ug/L	< 0.250	< 0.250	< 0.250	< 0.250	<0.250	<0.250	<0.250	<0.250	2.5	2.5
Trichloroethene (TCE)	5	ug/L	< 0.250	< 0.250	< 0.250	< 0.250	<0.250	<0.250	<0.250	<0.250	<1.0	<1.0
Trichlorofluoromethane	5	ug/L	< 0.250	< 0.250	< 0.250	< 0.250	<0.250	<0.250	<0.250	<0.250	<1.0	<1.0
Vinyl acetate		ug/L	< 2.50	< 2.50	< 2.50	< 2.50	<2.50	<2.50	<2.50	<2.50	<1.0	<1.0
Vinyl chloride	2	ug/L	< 0.250	< 0.250	< 0.250	< 0.250	<0.250	<0.250	<0.250	<0.250	<1.0	<1.0
Xylenes (total)	5	ug/L	< 0.500	< 0.500	< 0.500	< 0.500	<0.500	<0.500	<0.500	<0.500	<1.0	<1.0

Note 1-Laboratory reported each isomer. The reporting limit reflects the sum of the two isomer limits.
Note 2-Bold text indicates detected concentration exceeds drinking water standard.

Table 3
Former Schenectady Army Depot
Voorheesville Area
Summary of VOC Analytical Results

Monitoring Well Number	Criteria	Units	MW-2									
Sample Collection Date	ug/l		*9/15/2003*	*12/3/2003*	*3/25/2004*	*6/17/2004*	*9/28/2004*	*1/3/2005*	*3/30/2005*	*6/28/2005*	*8/31/2006*	*11/28/2006*
1,1,1,2-Tetrachloroethane	5	ug/L	< 0.250	< 0.250	< 0.250	< 0.250	<0.250	<0.250	<0.250	<0.250	<1.0	<1.0
1,1,1-Trichloroethane	5	ug/L	< 0.250	< 0.250	< 0.250	< 0.250	<0.250	<0.250	<0.250	<0.250	<1.0	<1.0
1,1,2,2,-Tetrachloroethane	5	ug/L	< 0.125	< 0.125	< 0.125	< 0.125	<0.125	<0.125	<0.125	<0.125	<1.0	<1.0
1,1,2-Trichloroethane	1	ug/L	< 0.250	< 0.250	< 0.250	< 0.250	<0.250	<0.250	<0.250	<0.250	<1.0	<1.0
1,1-Dichloroethane	5	ug/L	< 0.125	< 0.125	< 0.125	< 0.125	<0.125	<0.125	<0.125	<0.125	<1.0	<1.0
1,1-Dichloroethene	5	ug/L	< 0.500	< 0.500	< 0.500	< 0.500	<0.500	<0.500	<0.500	<0.500	<1.0	<1.0
1,1-Dichloropropene		ug/L	< 0.250	< 0.250	< 0.250	< 0.250	<0.250	<0.250	<0.250	<0.250	<1.0	<1.0
1,2,3-Trichlorobenzene	5	ug/L	< 0.125	< 0.125	< 0.125	< 0.125	<0.125	<0.125	<0.125	<0.125	<1.0	<1.0
1,2,3-Trichloropropane	"5/0.04"	ug/L	< 0.750	< 0.750	< 0.750	< 0.750	0.322J	< 0.750	< 0.750	< 0.750	<1.0	<1.0
1,2,4-Trichlorobenzene	5	ug/L	< 0.200	< 0.200	< 0.200	< 0.200	<0.200	<0.200	<0.200	<0.200	<1.0	<1.0
1,2,4-Trimethylbenzene	5	ug/L	< 0.250	< 0.250	< 0.250	< 0.250	<0.250	<0.250	<0.250	<0.250	<1.0	<1.0
1,2-Dibromo-3-chloropropane	0.04	ug/L	< 1.00	< 1.00	< 1.00	< 1.00	<1.00	<1.00	<1.00	<1.00	<2.0	<2.0
1,2-Dibromoethane		ug/L	< 0.250	< 0.250	< 0.250	< 0.250	<0.250	<0.250	<0.250	<0.250	NR	NR
1,2-Dichlorobenzene	3	ug/L	< 0.125	< 0.125	< 0.125	< 0.125	<0.125	<0.125	<0.125	<0.125	<1.0	<1.0
1,2-Dichloroethane	0.6	ug/L	< 0.250	< 0.250	< 0.250	< 0.250	<0.250	<0.250	<0.250	<0.250	<1.0	<1.0
1,2-Dichloroethene (total)	5	ug/L	< 0.250	< 0.250	< 0.250	< 0.250	<.250	<.250	<.250	<.250	<1.0	<1.0
1,2-Dichloropropane	1	ug/L	< 0.125	< 0.125	< 0.125	< 0.125	<0.125	<0.125	<0.125	<0.125	<1.0	<1.0
1,3,5-Trimethybenzene	5	ug/L	< 0.250	< 0.250	< 0.250	< 0.250	0.759J	< 0.250	< 0.250	< 0.250	<1.0	<1.0
1,3-Dichlorobenzene	3	ug/L	< 0.250	< 0.250	< 0.250	< 0.250	<0.250	<0.250	<0.250	<0.250	<1.0	<1.0
1,3-Dichloropropane	5	ug/L	< 0.200	< 0.200	< 0.200	< 0.200	<0.200	<0.200	<0.200	<0.200	<1.0	<1.0
1,3-Dichloropropene (total) (See Note 1)	0.4	ug/L	< 0.750	< 0.750	< 0.750	< 0.750	<0.750	<0.750	<0.750	<0.750	<1.0	<1.0
1,4-Dichlorobenzene	3	ug/L	< 0.125	< 0.125	< 0.125	< 0.125	<0.125	<0.125	<0.125	<0.125	<1.0	<1.0
2,2-Dichloropropane	5	ug/L	< 0.250	< 0.250	< 0.250	< 0.250	<0.250	<0.250	<0.250	<0.250	<1.0	<1.0
2-Butanone		ug/L	< 2.50	< 2.50	< 2.50	< 2.50	<2.50	<2.50	4.46J	<2.50	<5.0	<5.0
2-Chloroethyl vinyl ether		ug/L	< 2.00	< 2.00	< 2.00	< 2.00	<2.00	<2.00	<2.00	<2.00	<4.0	<4.0
2-Chlorotoluene	5	ug/L	< 0.125	< 0.125	< 0.125	< 0.125	<0.125	<0.125	<0.125	<0.125	<1.0	<1.0
2-Hexanone		ug/L	< 2.50	< 2.50	< 2.50	< 2.50	<2.50	<2.50	<2.50	<2.50	<5.0	<5.0
4-Chlorotoluene	5	ug/L	< 0.250	< 0.250	< 0.250	< 0.250	<0.250	<0.250	<0.250	<0.250	<1.0	<1.0
4-Methyl-2-pentanone		ug/L	< 2.50	< 2.50	< 2.50	< 2.50	<2.50	<2.50	<2.50	<2.50	<5.0	<5.0
Acetone	50	ug/L	< 2.5	< 2.5	< 2.5	< 2.5	<2.5	<2.5	<2.5	<2.5	15R	<5.0
Benzene	1	ug/L	< 0.125	< 0.125	< 0.125	< 0.125	<0.125	<0.125	<0.125	<0.125	<1.0	<1.0
Bromobenzene	5	ug/L	< 0.125	< 0.125	< 0.125	< 0.125	<0.125	<0.125	<0.125	<0.125	<1.0	<1.0
Bromochloromethane	5	ug/L	< 0.200	< 0.200	< 0.200	< 0.200	<0.200	<0.200	<0.200	<0.200	<1.0	<1.0
Bromodichloromethane		ug/L	< 0.250	< 0.250	< 0.250	< 0.250	<0.250	<0.250	<0.250	<0.250	<1.0	<1.0
Bromoform		ug/L	< 0.540	< 0.540	< 0.540	< 0.540	<0.540	<0.540	<0.540	<0.540	<1.0	<1.0
Bromomethane	5	ug/L	< 0.500	< 0.500	< 0.500	< 0.500	<0.500	<0.500	<0.500	<0.500	<1.0	<1.0

Note 1-Laboratory reported each isomer. The reporting limit reflects the sum of the two isomer limits.
Note 2-Bold text indicates detected concentration exceeds drinking water standard.

Table 3
Former Schenectady Army Depot
Voorheesville Area
Summary of VOC Analytical Results

Monitoring Well Number	Criteria	Units	MW-2									
Sample Collection Date	**ug/l**		*9/15/2003*	*12/3/2003*	*3/25/2004*	*6/17/2004*	*9/28/2004*	*1/3/2005*	*3/30/2005*	*6/28/2005*	*8/31/2006*	*11/28/2006*
Carbon disulfide	N/A	ug/L	< 0.500	< 0.500	< 0.500	< 0.500	<0.500	<0.500	<0.500	<0.500	<1.0	<1.0
Carbon Tetrachloride	5	ug/L	< 0.250	< 0.250	< 0.250	< 0.250	<0.250	<0.250	<0.250	<0.250	<1.0	<1.0
Chlorobenzene	5	ug/L	< 0.125	< 0.125	< 0.125	< 0.125	<0.125	<0.125	<0.125	<0.125	<1.0	<1.0
Chlorodibromomethane		ug/L	< 0.250	< 0.250	< 0.250	< 0.250	<0.250	<0.250	<0.250	<0.250	<1.0	<1.0
Chloroethane	5	ug/L	< 0.500	< 0.500	< 0.500	< 0.500	<0.500	<0.500	<0.500	<0.500	<1.0	<1.0
Chloroform	7	ug/L	< 0.125	< 0.125	< 0.125	< 0.125	<0.125	<0.125	<0.125	<0.125	<1.0	<1.0
Chloromethane		ug/L	< 0.250	< 0.250	< 0.250	< 0.250	<0.250	<0.250	<0.250	<0.250	<1.0	<1.0
Dibromomethane	5	ug/L	< 0.250	< 0.250	< 0.250	< 0.250	<0.250	<0.250	<0.250	<0.250	<1.0	<1.0
Dichlorodifluoromethane	5	ug/L	< 0.250	< 0.250	< 0.250	< 0.250	<0.250	<0.250	<0.250	<0.250	<1.0	<1.0
Ethylbenzene	5	ug/L	< 0.250	< 0.250	< 0.250	< 0.250	<0.250	<0.250	<0.250	<0.250	<1.0	<1.0
Hexachlorobutadiene	0.5	ug/L	< 0.250	< 0.250	< 0.250	< 0.250	0.442J	< 0.250	< 0.250	< 0.250	<1.0	<1.0
Isopropylbenzene	5	ug/L	< 0.250	< 0.250	< 0.250	< 0.250	0.825J	< 0.250	< 0.250	< 0.250	<1.0	<1.0
Methyene chloride		ug/L	< 0.250	< 0.250	< 0.250	< 0.250	<0.250	<0.250	<0.250	<0.250	<1.0	<1.0
Naphthalene		ug/L	< 0.200	< 0.200	< 0.200	< 0.200	1.75	< 0.200	< 0.200	< 0.200	<1.0	<1.0
n-Butylbenzene	5	ug/L	< 0.250	< 0.250	< 0.250	< 0.250	<0.250	<0.250	<0.250	<0.250	<1.0	<1.0
n-Propylbenzene	5	ug/L	< 0.125	< 0.125	< 0.125	< 0.125	0.957J	< 0.125	< 0.125	< 0.125	<1.0	<1.0
p-Isopropyltoluene	5	ug/L	< 0.250	< 0.250	< 0.250	< 0.250	<0.250	<0.250	<0.250	<0.250	<1.0	<1.0
sec-Butylbenzene	5	ug/L	< 0.250	< 0.250	< 0.250	< 0.250	<0.250	<0.250	<0.250	<0.250	<1.0	<1.0
Styrene	5	ug/L	< 0.125	< 0.125	< 0.125	< 0.125	<0.125	<0.125	<0.125	<0.125	<1.0	<1.0
tert-Buylbenzene	5	ug/L	< 0.250	< 0.250	< 0.250	< 0.250	<0.250	<0.250	<0.250	<0.250	<1.0	<1.0
Tetrachloroethene (PCE)	5	ug/L	< 0.250	< 0.250	< 0.250	< 0.250	<0.250	<0.250	<0.250	<0.250	<1.0	<1.0
Toluene	5	ug/L	< 0.250	< 0.250	< 0.250	< 0.250	3.13	< 0.250	< 0.250	< 0.250	<1.0	<1.0
Trichloroethene (TCE)	5	ug/L	1.53	0.736	2.32J	1.79	0.729J	1.81	0.858J	2.58	2.9	1.9
Trichlorofluoromethane	5	ug/L	< 0.250	< 0.250	< 0.250	< 0.250	<0.250	<0.250	<0.250	<0.250	<1.0	<1.0
Vinyl acetate		ug/L	< 2.50	< 2.50	< 2.50	< 2.50	<2.50	<2.50	<2.50	<2.50	<1.0	<1.0
Vinyl chloride	2	ug/L	< 0.250	< 0.250	< 0.250	< 0.250	<0.250	<0.250	<0.250	<0.250	<1.0	<1.0
Xylenes (total)	5	ug/L	< 0.500	< 0.500	< 0.500	< 0.500	<0.500	<0.500	<0.500	<0.500	<1.0	<1.0

Note 1-Laboratory reported each isomer. The reporting limit reflects the sum of the two isomer limits.
Note 2-Bold text indicates detected concentration exceeds drinking water standard.

Table 3
Former Schenectady Army Depot
Voorheesville Area
Summary of VOC Analytical Results

Monitoring Well Number	Criteria	Units	MW-3									
Sample Collection Date	ug/l		*9/15/2003*	*12/3/2003*	*3/25/2004*	*6/17/2004*	*9/28/2004*	*1/3/2005*	*3/30/2005*	*7/1/2005*	*8/31/2006*	*11/28/2006*
1,1,1,2-Tetrachloroethane	5	ug/L	< 0.250	< 0.250	< 0.250	< 0.250	< 0.250	< 0.250	< 0.250	< 0.250	<1.0	<1.0
1,1,1-Trichloroethane	5	ug/L	< 0.250	< 0.250	< 0.250	< 0.250	< 0.250	< 0.250	< 0.250	< 0.250	<1.0	<1.0
1,1,2,2,-Tetrachloroethane	5	ug/L	< 0.125	< 0.125	< 0.125	< 0.125	< 0.125	< 0.125	< 0.125	< 0.125	<1.0	<1.0
1,1,2-Trichloroethane	1	ug/L	< 0.250	< 0.250	< 0.250	< 0.250	< 0.250	< 0.250	< 0.250	< 0.250	<1.0	<1.0
1,1-Dichloroethane	5	ug/L	< 0.125	< 0.125	< 0.125	< 0.125	< 0.125	< 0.125	< 0.125	< 0.125	<1.0	<1.0
1,1-Dichloroethene	5	ug/L	< 0.500	< 0.500	< 0.500	< 0.500	< 0.500	< 0.500	< 0.500	< 0.500	<1.0	<1.0
1,1-Dichloropropene		ug/L	< 0.250	< 0.250	< 0.250	< 0.250	< 0.250	< 0.250	< 0.250	< 0.250	<1.0	<1.0
1,2,3-Trichlorobenzene	5	ug/L	< 0.125	< 0.125	< 0.125	< 0.125	< 0.125	< 0.125	< 0.125	< 0.125	<1.0	<1.0
1,2,3-Trichloropropane	"5/0.04"	ug/L	< 0.750	< 0.750	< 0.750	< 0.750	< 0.750	< 0.750	< 0.750	< 0.750	<1.0	<1.0
1,2,4-Trichlorobenzene	5	ug/L	< 0.200	< 0.200	< 0.200	< 0.200	< 0.200	< 0.200	< 0.200	< 0.200	<1.0	<1.0
1,2,4-Trimethylbenzene	5	ug/L	< 0.250	< 0.250	< 0.250	< 0.250	< 0.250	< 0.250	< 0.250	< 0.250	<1.0	<1.0
1,2-Dibromo-3-chloropropane	0.04	ug/L	< 1.00	< 1.00	< 1.00	< 1.00	< 1.00	< 1.00	< 1.00	< 1.00	<2.0	<2.0
1,2-Dibromoethane		ug/L	< 0.250	< 0.250	< 0.250	< 0.250	< 0.250	< 0.250	< 0.250	< 0.250	NR	NR
1,2-Dichlorobenzene	3	ug/L	< 0.125	< 0.125	< 0.125	< 0.125	< 0.125	< 0.125	< 0.125	< 0.125	<1.0	<1.0
1,2-Dichloroethane	0.6	ug/L	< 0.250	< 0.250	< 0.250	< 0.250	< 0.250	< 0.250	< 0.250	< 0.250	<1.0	<1.0
1,2-Dichloroethene (total)	5	ug/L	< 0.250	< 0.250	< 0.250	< 0.250	< 0.250	< 0.250	< 0.250	< 0.250	<1.0	<1.0
1,2-Dichloropropane	1	ug/L	< 0.125	< 0.125	< 0.125	< 0.125	< 0.125	< 0.125	< 0.125	< 0.125	<1.0	<1.0
1,3,5-Trimethybenzene	5	ug/L	< 0.250	< 0.250	< 0.250	< 0.250	< 0.250	< 0.250	< 0.250	< 0.250	<1.0	<1.0
1,3-Dichlorobenzene	3	ug/L	< 0.250	< 0.250	< 0.250	< 0.250	< 0.250	< 0.250	< 0.250	< 0.250	<1.0	<1.0
1,3-Dichloropropane	5	ug/L	< 0.200	< 0.200	< 0.200	< 0.200	< 0.200	< 0.200	< 0.200	< 0.200	<1.0	<1.0
1,3-Dichloropropene (total) (See Note 1)	0.4	ug/L	< 0.750	< 0.750	< 0.750	< 0.750	< 0.750	< 0.750	< 0.750	< 0.750	<1.0	<1.0
1,4-Dichlorobenzene	3	ug/L	< 0.125	< 0.125	< 0.125	< 0.125	< 0.125	< 0.125	< 0.125	< 0.125	<1.0	<1.0
2,2-Dichloropropane	5	ug/L	< 0.250	< 0.250	< 0.250	< 0.250	< 0.250	< 0.250	< 0.250	< 0.250	<1.0	<1.0
2-Butanone		ug/L	< 2.50	< 2.50	< 2.50	< 2.50	< 2.50	14.2	4.73J	< 2.5	<5.0	<5.0
2-Chloroethyl vinyl ether		ug/L	< 2.00	< 2.00	< 2.00	< 2.00	< 2.00	< 2.00	< 2.00	< 2.00	<4.0	<4.0
2-Chlorotoluene	5	ug/L	< 0.125	< 0.125	< 0.125	< 0.125	< 0.125	< 0.125	< 0.125	< 0.125	<1.0	<1.0
2-Hexanone		ug/L	< 2.50	< 2.50	< 2.50	< 2.50	< 2.50	< 2.50	< 2.50	< 2.50	<5.0	<5.0
4-Chlorotoluene	5	ug/L	< 0.250	< 0.250	< 0.250	< 0.250	< 0.250	< 0.250	< 0.250	< 0.250	<1.0	<1.0
4-Methyl-2-pentanone		ug/L	< 2.50	< 2.50	< 2.50	< 2.50	< 2.50	< 2.50	< 2.50	< 2.50	<5.0	<5.0
Acetone	50	ug/L	< 2.5	< 2.5	< 2.5	< 2.5	< 2.5	< 2.5	< 2.5	< 2.5	<5.0	<5.0
Benzene	1	ug/L	< 0.125	< 0.125	< 0.125	< 0.125	< 0.125	< 0.125	< 0.125	< 0.125	<1.0	<1.0
Bromobenzene	5	ug/L	< 0.125	< 0.125	< 0.125	< 0.125	< 0.125	< 0.125	< 0.125	< 0.125	<1.0	<1.0
Bromochloromethane	5	ug/L	< 0.200	< 0.200	< 0.200	< 0.200	< 0.200	< 0.200	< 0.200	< 0.200	<1.0	<1.0
Bromodichloromethane		ug/L	< 0.250	< 0.250	< 0.250	< 0.250	< 0.250	< 0.250	< 0.250	< 0.250	<1.0	<1.0
Bromoform		ug/L	< 0.540	< 0.540	< 0.540	< 0.540	< 0.540	< 0.540	< 0.540	< 0.540	<1.0	<1.0
Bromomethane	5	ug/L	< 0.500	< 0.500	< 0.500	< 0.500	< 0.500	< 0.500	< 0.500	< 0.500	<1.0	<1.0

Note 1-Laboratory reported each isomer. The reporting limit reflects the sum of the two isomer limits.
Note 2-Bold text indicates detected concentration exceeds drinking water standard.

Table 3
Former Schenectady Army Depot
Voorheesville Area
Summary of VOC Analytical Results

Monitoring Well Number	Criteria	Units	MW-3									
Sample Collection Date	**ug/l**		*9/15/2003*	*12/3/2003*	*3/25/2004*	*6/17/2004*	*9/28/2004*	*1/3/2005*	*3/30/2005*	*7/1/2005*	*8/31/2006*	*11/28/2006*
Carbon disulfide	N/A	ug/L	< 0.500	< 0.500	< 0.500	< 0.500	< 0.500	< 0.500	< 0.500	< 0.500	<1.0	<1.0
Carbon Tetrachloride	5	ug/L	< 0.250	< 0.250	< 0.250	< 0.250	< 0.250	< 0.250	< 0.250	< 0.250	<1.0	<1.0
Chlorobenzene	5	ug/L	< 0.125	< 0.125	< 0.125	< 0.125	< 0.125	< 0.125	< 0.125	< 0.125	<1.0	<1.0
Chlorodibromomethane		ug/L	< 0.250	< 0.250	< 0.250	< 0.250	< 0.250	< 0.250	< 0.250	< 0.250	<1.0	<1.0
Chloroethane	5	ug/L	< 0.500	< 0.500	< 0.500	< 0.500	< 0.500	< 0.500	< 0.500	< 0.500	<1.0	<1.0
Chloroform	7	ug/L	< 0.125	< 0.125	< 0.125	< 0.125	< 0.125	< 0.125	< 0.125	< 0.125	<1.0	<1.0
Chloromethane		ug/L	< 0.250	< 0.250	< 0.250	< 0.250	< 0.250	< 0.250	< 0.250	< 0.250	<1.0	<1.0
Dibromomethane	5	ug/L	< 0.250	< 0.250	< 0.250	< 0.250	< 0.250	< 0.250	< 0.250	< 0.250	<1.0	<1.0
Dichlorodifluoromethane	5	ug/L	< 0.250	< 0.250	< 0.250	< 0.250	< 0.250	< 0.250	< 0.250	< 0.250	<1.0	<1.0
Ethylbenzene	5	ug/L	< 0.250	< 0.250	< 0.250	< 0.250	< 0.250	< 0.250	< 0.250	< 0.250	<1.0	<1.0
Hexachlorobutadiene	0.5	ug/L	< 0.250	< 0.250	< 0.250	< 0.250	< 0.250	< 0.250	< 0.250	< 0.250	<1.0	<1.0
Isopropylbenzene	5	ug/L	< 0.250	< 0.250	< 0.250	< 0.250	< 0.250	< 0.250	< 0.250	< 0.250	<1.0	<1.0
Methyene chloride		ug/L	< 0.250	< 0.250	< 0.250	< 0.250	< 0.250	< 0.250	< 0.250	< 0.250	0.63J	<1.0
Naphthalene		ug/L	< 0.200	< 0.200	< 0.200	< 0.200	< 0.200	< 0.200	< 0.200	< 0.200	<1.0	<1.0
n-Butylbenzene	5	ug/L	< 0.250	< 0.250	< 0.250	< 0.250	< 0.250	< 0.250	< 0.250	< 0.250	<1.0	<1.0
n-Propylbenzene	5	ug/L	< 0.125	< 0.125	< 0.125	< 0.125	< 0.125	< 0.125	< 0.125	< 0.125	<1.0	<1.0
p-Isopropyltoluene	5	ug/L	< 0.250	< 0.250	< 0.250	< 0.250	< 0.250	< 0.250	< 0.250	< 0.250	<1.0	<1.0
sec-Butylbenzene	5	ug/L	< 0.250	< 0.250	< 0.250	< 0.250	< 0.250	< 0.250	< 0.250	< 0.250	<1.0	<1.0
Styrene	5	ug/L	< 0.125	< 0.125	< 0.125	< 0.125	< 0.125	< 0.125	< 0.125	< 0.125	<1.0	<1.0
tert-Buylbenzene	5	ug/L	< 0.250	< 0.250	< 0.250	< 0.250	< 0.250	< 0.250	< 0.250	< 0.250	<1.0	<1.0
Tetrachloroethene (PCE)	5	ug/L	< 0.250	< 0.250	< 0.250	< 0.250	< 0.250	< 0.250	< 0.250	< 0.250	<1.0	<1.0
Toluene	5	ug/L	< 0.250	< 0.250	< 0.250	< 0.250	1.92	0.377 J	< 0.250	< 0.250	<1.0	<1.0
Trichloroethene (TCE)	5	ug/L	< 0.250	< 0.250	< 0.250	< 0.250	< 0.250	< 0.250	< 0.250	< 0.250	<1.0	<1.0
Trichlorofluoromethane	5	ug/L	< 0.250	< 0.250	< 0.250	< 0.250	< 0.250	< 0.250	< 0.250	< 0.250	<1.0	<1.0
Vinyl acetate		ug/L	< 2.50	< 2.50	< 2.50	< 2.50	< 2.50	< 2.50	< 2.50	< 2.50	<1.0	<1.0
Vinyl chloride	2	ug/L	< 0.250	< 0.250	< 0.250	< 0.250	< 0.250	< 0.250	< 0.250	< 0.250	<1.0	<1.0
Xylenes (total)	5	ug/L	< 0.500	< 0.500	< 0.500	< 0.500	< 0.500	< 0.500	< 0.500	< 0.500	<1.0	<1.0

Note 1-Laboratory reported each isomer. The reporting limit reflects the sum of the two isomer limits.
Note 2-Bold text indicates detected concentration exceeds drinking water standard.

Table 3
Former Schenectady Army Depot
Voorheesville Area
Summary of VOC Analytical Results

Monitoring Well Number	Criteria	Units	MW-4-2									
Sample Collection Date	ug/l		*9/15/2003*	*12/3/2003*	*3/25/2004*	*6/17/2004*	*9/28/2004*	*1/3/2005*	*3/30/2005*	*7/1/2005*	*8/31/2006*	*11/28/2006*
1,1,1,2-Tetrachloroethane	5	ug/L	< 0.250	< 0.250	< 0.250	< 0.250	< 0.250	< 0.250	< 0.250	< 0.250	<1.0	<1.0
1,1,1-Trichloroethane	5	ug/L	< 0.250	< 0.250	< 0.250	< 0.250	< 0.250	< 0.250	< 0.250	< 0.250	<1.0	<1.0
1,1,2,2,-Tetrachloroethane	5	ug/L	< 0.125	< 0.125	< 0.125	< 0.125	< 0.125	< 0.125	< 0.125	< 0.125	<1.0	<1.0
1,1,2-Trichloroethane	1	ug/L	< 0.250	< 0.250	< 0.250	< 0.250	< 0.250	< 0.250	< 0.250	< 0.250	<1.0	<1.0
1,1-Dichloroethane	5	ug/L	< 0.125	< 0.125	< 0.125	< 0.125	< 0.125	< 0.125	< 0.125	< 0.125	<1.0	<1.0
1,1-Dichloroethene	5	ug/L	< 0.500	< 0.500	< 0.500	< 0.500	< 0.500	< 0.500	< 0.500	< 0.500	<1.0	<1.0
1,1-Dichloropropene		ug/L	< 0.250	< 0.250	< 0.250	< 0.250	< 0.250	< 0.250	< 0.250	< 0.250	<1.0	<1.0
1,2,3-Trichlorobenzene	5	ug/L	< 0.125	< 0.125	< 0.125	< 0.125	< 0.125	< 0.125	< 0.125	< 0.125	<1.0	<1.0
1,2,3-Trichloropropane	"5/0.04"	ug/L	< 0.750	< 0.750	< 0.750	< 0.750	< 0.750	< 0.750	< 0.750	< 0.750	<1.0	<1.0
1,2,4-Trichlorobenzene	5	ug/L	< 0.200	< 0.200	< 0.200	< 0.200	< 0.200	< 0.200	< 0.200	< 0.200	<1.0	<1.0
1,2,4-Trimethylbenzene	5	ug/L	< 0.250	< 0.250	< 0.250	< 0.250	< 0.250	< 0.250	< 0.250	1.89	<1.0	<1.0
1,2-Dibromo-3-chloropropane	0.04	ug/L	< 1.00	< 1.00	< 1.00	< 1.00	< 1.00	< 1.00	< 1.00	< 1.00	<2.0	<2.0
1,2-Dibromoethane		ug/L	< 0.250	< 0.250	< 0.250	< 0.250	< 0.250	< 0.250	< 0.250	< 0.250	NR	NR
1,2-Dichlorobenzene	3	ug/L	< 0.125	< 0.125	< 0.125	< 0.125	< 0.125	< 0.125	< 0.125	< 0.125	<1.0	<1.0
1,2-Dichloroethane	0.6	ug/L	< 0.250	< 0.250	< 0.250	< 0.250	< 0.250	< 0.250	< 0.250	< 0.250	<1.0	<1.0
1,2-Dichloroethene (total)	5	ug/L	< 0.250	< 0.250	< 0.250	< 0.250	< 0.250	< 0.250	< 0.250	< 0.250	<1.0	<1.0
1,2-Dichloropropane	1	ug/L	< 0.125	< 0.125	< 0.125	< 0.125	< 0.125	< 0.125	< 0.125	< 0.125	<1.0	<1.0
1,3,5-Trimethybenzene	5	ug/L	< 0.250	< 0.250	< 0.250	< 0.250	< 0.250	< 0.250	< 0.250	0.608 J	<1.0	<1.0
1,3-Dichlorobenzene	3	ug/L	< 0.250	< 0.250	< 0.250	< 0.250	< 0.250	< 0.250	< 0.250	< 0.250	<1.0	<1.0
1,3-Dichloropropane	5	ug/L	< 0.200	< 0.200	< 0.200	< 0.200	< 0.200	< 0.200	< 0.200	< 0.200	<1.0	<1.0
1,3-Dichloropropene (total) (See Note 1)	0.4	ug/L	< 0.750	< 0.750	< 0.750	< 0.750	< 0.750	< 0.750	< 0.750	< 0.750	<1.0	<1.0
1,4-Dichlorobenzene	3	ug/L	< 0.125	< 0.125	< 0.125	< 0.125	< 0.125	< 0.125	< 0.125	< 0.125	<1.0	<1.0
2,2-Dichloropropane	5	ug/L	< 0.250	< 0.250	< 0.250	< 0.250	< 0.250	< 0.250	< 0.250	< 0.250	<1.0	<1.0
2-Butanone		ug/L	< 2.50	< 2.50	< 2.50	< 2.50	< 2.50	< 2.50	< 2.50	< 2.50	<5.0	<5.0
2-Chloroethyl vinyl ether		ug/L	< 2.00	< 2.00	< 2.00	< 2.00	< 2.00	< 2.00	< 2.00	< 2.00	<4.0	<4.0
2-Chlorotoluene	5	ug/L	< 0.125	< 0.125	< 0.125	< 0.125	< 0.125	< 0.125	< 0.125	< 0.125	<1.0	<1.0
2-Hexanone		ug/L	< 2.50	< 2.50	< 2.50	< 2.50	< 2.50	< 2.50	< 2.50	< 2.50	<5.0	<5.0
4-Chlorotoluene	5	ug/L	< 0.250	< 0.250	< 0.250	< 0.250	< 0.250	< 0.250	< 0.250	< 0.250	<1.0	<1.0
4-Methyl-2-pentanone		ug/L	< 2.50	< 2.50	< 2.50	< 2.50	< 2.50	< 2.50	< 2.50	< 2.50	<5.0	<5.0
Acetone	50	ug/L	< 2.5	< 2.5	< 2.5	< 2.5	< 2.5	< 2.5	< 2.5	< 2.5	<5.0	<5.0
Benzene	1	ug/L	< 0.125	< 0.125	< 0.125	< 0.125	< 0.125	< 0.125	< 0.125	< 0.125	<1.0	<1.0
Bromobenzene	5	ug/L	< 0.125	< 0.125	< 0.125	< 0.125	< 0.125	< 0.125	< 0.125	< 0.125	<1.0	<1.0
Bromochloromethane	5	ug/L	< 0.200	< 0.200	< 0.200	< 0.200	< 0.200	< 0.200	< 0.200	< 0.200	<1.0	<1.0
Bromodichloromethane		ug/L	< 0.250	< 0.250	< 0.250	< 0.250	< 0.250	< 0.250	< 0.250	< 0.250	<1.0	<1.0
Bromoform		ug/L	< 0.540	< 0.540	< 0.540	< 0.540	< 0.540	< 0.540	< 0.540	< 0.540	<1.0	<1.0
Bromomethane	5	ug/L	< 0.500	< 0.500	< 0.500	< 0.500	< 0.500	< 0.500	< 0.500	< 0.500	<1.0	<1.0

Note 1-Laboratory reported each isomer. The reporting limit reflects the sum of the two isomer limits.
Note 2-Bold text indicates detected concentration exceeds drinking water standard.

Table 3
Former Schenectady Army Depot
Voorheesville Area
Summary of VOC Analytical Results

Monitoring Well Number	Criteria	Units	MW-4-2									
Sample Collection Date	**ug/l**		*9/15/2003*	*12/3/2003*	*3/25/2004*	*6/17/2004*	*9/28/2004*	*1/3/2005*	*3/30/2005*	*7/1/2005*	*8/31/2006*	*11/28/2006*
Carbon disulfide	N/A	ug/L	< 0.500	< 0.500	< 0.500	< 0.500	< 0.500	< 0.500	< 0.500	< 0.500	<1.0	<1.0
Carbon Tetrachloride	5	ug/L	< 0.250	< 0.250	< 0.250	< 0.250	< 0.250	< 0.250	< 0.250	< 0.250	<1.0	<1.0
Chlorobenzene	5	ug/L	< 0.125	< 0.125	< 0.125	< 0.125	< 0.125	< 0.125	< 0.125	< 0.125	<1.0	<1.0
Chlorodibromomethane		ug/L	< 0.250	< 0.250	< 0.250	< 0.250	< 0.250	< 0.250	< 0.250	< 0.250	<1.0	<1.0
Chloroethane	5	ug/L	< 0.500	< 0.500	< 0.500	< 0.500	< 0.500	< 0.500	< 0.500	< 0.500	<1.0	<1.0
Chloroform	7	ug/L	< 0.125	< 0.125	< 0.125	< 0.125	< 0.125	< 0.125	< 0.125	< 0.125	<1.0	<1.0
Chloromethane		ug/L	< 0.250	< 0.250	< 0.250	< 0.250	< 0.250	< 0.250	< 0.250	< 0.250	<1.0	<1.0
Dibromomethane	5	ug/L	< 0.250	< 0.250	< 0.250	< 0.250	< 0.250	< 0.250	< 0.250	< 0.250	<1.0	<1.0
Dichlorodifluoromethane	5	ug/L	< 0.250	< 0.250	< 0.250	< 0.250	< 0.250	< 0.250	< 0.250	< 0.250	<1.0	<1.0
Ethylbenzene	5	ug/L	< 0.250	< 0.250	< 0.250	< 0.250	< 0.250	< 0.250	< 0.250	< 0.250	<1.0	<1.0
Hexachlorobutadiene	0.5	ug/L	< 0.250	< 0.250	< 0.250	< 0.250	< 0.250	< 0.250	< 0.250	< 0.250	<1.0	<1.0
Isopropylbenzene	5	ug/L	< 0.250	< 0.250	< 0.250	< 0.250	< 0.250	< 0.250	< 0.250	< 0.250	<1.0	<1.0
Methyene chloride		ug/L	< 0.250	< 0.250	< 0.250	< 0.250	< 0.250	< 0.250	< 0.250	< 0.250	0.63J	<1.0
Naphthalene		ug/L	< 0.200	< 0.200	< 0.200	< 0.200	< 0.200	< 0.200	< 0.200	< 0.200	<1.0	<1.0
n-Butylbenzene	5	ug/L	< 0.250	< 0.250	< 0.250	< 0.250	< 0.250	< 0.250	< 0.250	< 0.250	<1.0	<1.0
n-Propylbenzene	5	ug/L	< 0.125	< 0.125	< 0.125	< 0.125	< 0.125	< 0.125	< 0.125	0.353 J	<1.0	<1.0
p-Isopropyltoluene	5	ug/L	< 0.250	< 0.250	< 0.250	< 0.250	< 0.250	< 0.250	< 0.250	< 0.250	<1.0	<1.0
sec-Butylbenzene	5	ug/L	< 0.250	< 0.250	< 0.250	< 0.250	< 0.250	< 0.250	< 0.250	< 0.250	<1.0	<1.0
Styrene	5	ug/L	< 0.125	< 0.125	< 0.125	< 0.125	< 0.125	< 0.125	< 0.125	< 0.125	<1.0	<1.0
tert-Buylbenzene	5	ug/L	< 0.250	< 0.250	< 0.250	< 0.250	< 0.250	< 0.250	< 0.250	< 0.250	<1.0	<1.0
Tetrachloroethene (PCE)	5	ug/L	< 0.250	< 0.250	< 0.250	< 0.250	< 0.250	< 0.250	< 0.250	< 0.250	<1.0	<1.0
Toluene	5	ug/L	< 0.250	< 0.250	< 0.250	< 0.250	0.421J	< 0.250	< 0.250	< 0.250	<1.0	<1.0
Trichloroethene (TCE)	5	ug/L	< 0.250	< 0.250	0.343	< 0.250	< 0.250	< 0.250	< 0.250	< 0.250	<1.0	<1.0
Trichlorofluoromethane	5	ug/L	< 0.250	< 0.250	< 0.250	< 0.250	< 0.250	< 0.250	< 0.250	< 0.250	<1.0	<1.0
Vinyl acetate		ug/L	< 2.50	< 2.50	< 2.50	< 2.50	< 2.50	< 2.50	< 2.50	< 2.50	<1.0	<1.0
Vinyl chloride	2	ug/L	< 0.250	< 0.250	< 0.250	< 0.250	< 0.250	< 0.250	< 0.250	< 0.250	<1.0	<1.0
Xylenes (total)	5	ug/L	< 0.500	< 0.500	< 0.500	< 0.500	< 0.500	< 0.500	< 0.500	< 0.500	<1.0	<1.0

Note 1-Laboratory reported each isomer. The reporting limit reflects the sum of the two isomer limits.
Note 2-Bold text indicates detected concentration exceeds drinking water standard.

Table 3
Former Schenectady Army Depot
Voorheesville Area
Summary of VOC Analytical Results

Monitoring Well Number	Criteria	Units	MW-5									
Sample Collection Date	ug/l		*9/15/2003*	*12/3/2003*	*3/25/2004*	*6/17/2004*	*9/28/2004*	*1/3/2005*	*3/30/2005*	*6/28/2005*	*8/31/2006*	*11/28/2006*
1,1,1,2-Tetrachloroethane	5	ug/L	< 0.250	< 0.250	< 0.250	< 0.250	<0.250	<0.250	<0.250	<0.250	<1.0	<1.0
1,1,1-Trichloroethane	5	ug/L	< 0.250	< 0.250	< 0.250	< 0.250	<0.250	<0.250	<0.250	<0.250	<1.0	<1.0
1,1,2,2,-Tetrachloroethane	5	ug/L	< 0.125	< 0.125	< 0.125	< 0.125	<0.125	<0.125	<0.125	<0.125	<1.0	<1.0
1,1,2-Trichloroethane	1	ug/L	< 0.250	< 0.250	< 0.250	< 0.250	<0.250	<0.250	<0.250	<0.250	<1.0	<1.0
1,1-Dichloroethane	5	ug/L	< 0.125	< 0.125	< 0.125	< 0.125	<0.125	<0.125	<0.125	<0.125	<1.0	<1.0
1,1-Dichloroethene	5	ug/L	< 0.500	< 0.500	< 0.500	< 0.500	< 0.500	< 0.500	< 0.500	< 0.500	<1.0	<1.0
1,1-Dichloropropene		ug/L	< 0.250	< 0.250	< 0.250	< 0.250	<0.250	<0.250	<0.250	<0.250	<1.0	<1.0
1,2,3-Trichlorobenzene	5	ug/L	< 0.125	< 0.125	< 0.125	< 0.125	<0.125	<0.125	<0.125	<0.125	<1.0	<1.0
1,2,3-Trichloropropane	"5/0.04"	ug/L	< 0.750	< 0.750	< 0.750	< 0.750	<0.750	<0.750	<0.750	<0.750	<1.0	<1.0
1,2,4-Trichlorobenzene	5	ug/L	< 0.200	< 0.200	< 0.200	< 0.200	<0.200	<0.200	<0.200	<0.200	<1.0	<1.0
1,2,4-Trimethylbenzene	5	ug/L	< 0.250	< 0.250	< 0.250	< 0.250	<0.250	<0.250	<0.250	<0.250	<1.0	<1.0
1,2-Dibromo-3-chloropropane	0.04	ug/L	< 1.00	< 1.00	< 1.00	< 1.00	<1.00	<1.00	<1.00	<1.00	<2.0	<2.0
1,2-Dibromoethane		ug/L	< 0.250	< 0.250	< 0.250	< 0.250	<0.250	<0.250	<0.250	<0.250	NR	NR
1,2-Dichlorobenzene	3	ug/L	< 0.125	< 0.125	< 0.125	< 0.125	<0.125	<0.125	<0.125	<0.125	<1.0	<1.0
1,2-Dichloroethane	0.6	ug/L	< 0.250	< 0.250	< 0.250	< 0.250	<0.250	<0.250	<0.250	<0.250	<1.0	<1.0
1,2-Dichloroethene (total)	5	ug/L	1.25	0.632	1.18	1.58	0.738J	1.06	0.792J	1.53	<1.0	<1.0
1,2-Dichloropropane	1	ug/L	< 0.125	< 0.125	< 0.125	< 0.125	<0.125	<0.125	<0.125	<0.125	<1.0	<1.0
1,3,5-Trimethybenzene	5	ug/L	< 0.250	< 0.250	< 0.250	< 0.250	<0.250	<0.250	<0.250	<0.250	<1.0	<1.0
1,3-Dichlorobenzene	3	ug/L	< 0.250	< 0.250	< 0.250	< 0.250	<0.250	<0.250	<0.250	<0.250	<1.0	<1.0
1,3-Dichloropropane	5	ug/L	< 0.200	< 0.200	< 0.200	< 0.200	<0.200	<0.200	<0.200	<0.200	<1.0	<1.0
1,3-Dichloropropene (total) (See Note 1)	0.4	ug/L	< 0.750	< 0.750	< 0.750	< 0.750	<0.750	<0.750	<0.750	<0.750	<1.0	<1.0
1,4-Dichlorobenzene	3	ug/L	< 0.125	< 0.125	< 0.125	< 0.125	<0.125	<0.125	<0.125	<0.125	<1.0	<1.0
2,2-Dichloropropane	5	ug/L	< 0.250	< 0.250	< 0.250	< 0.250	<0.250	<0.250	<0.250	<0.250	<1.0	<1.0
2-Butanone		ug/L	< 2.50	< 2.50	< 2.50	< 2.50	<2.50	<2.50	<2.50	<2.50	<5.0	<5.0
2-Chloroethyl vinyl ether		ug/L	< 2.00	< 2.00	< 2.00	< 2.00	<2.00	<2.00	<2.00	<2.00	<4.0	<4.0
2-Chlorotoluene	5	ug/L	< 0.125	< 0.125	< 0.125	< 0.125	<0.125	<0.125	<0.125	<0.125	<1.0	<1.0
2-Hexanone		ug/L	< 2.50	< 2.50	< 2.50	< 2.50	<2.50	<2.50	<2.50	<2.50	<5.0	<5.0
4-Chlorotoluene	5	ug/L	< 0.250	< 0.250	< 0.250	< 0.250	<0.250	<0.250	<0.250	<0.250	<1.0	<1.0
4-Methyl-2-pentanone		ug/L	< 2.50	< 2.50	< 2.50	< 2.50	<2.50	<2.50	<2.50	<2.50	<5.0	<5.0
Acetone	50	ug/L	< 2.5	< 2.5	< 2.5	< 2.5	<2.5	<2.5	<2.5	<2.5	<5.0	<5.0
Benzene	1	ug/L	< 0.125	< 0.125	< 0.125	< 0.125	<0.125	<0.125	<0.125	<0.125	<1.0	<1.0
Bromobenzene	5	ug/L	< 0.125	< 0.125	< 0.125	< 0.125	<0.125	<0.125	<0.125	<0.125	<1.0	<1.0
Bromochloromethane	5	ug/L	< 0.200	< 0.200	< 0.200	< 0.200	<0.200	<0.200	<0.200	<0.200	<1.0	<1.0
Bromodichloromethane		ug/L	< 0.250	< 0.250	< 0.250	< 0.250	<0.250	<0.250	<0.250	<0.250	<1.0	<1.0
Bromoform		ug/L	< 0.540	< 0.540	< 0.540	< 0.540	<0.540	<0.540	<0.540	<0.540	<1.0	<1.0
Bromomethane	5	ug/L	< 0.500	< 0.500	< 0.500	< 0.500	<0.500	<0.500	<0.500	<0.500	<1.0	<1.0

Note 1-Laboratory reported each isomer. The reporting limit reflects the sum of the two isomer limits.
Note 2-Bold text indicates detected concentration exceeds drinking water standard.

Table 3
Former Schenectady Army Depot
Voorheesville Area
Summary of VOC Analytical Results

Monitoring Well Number	Criteria	Units	MW-5									
Sample Collection Date	ug/l		*9/15/2003*	*12/3/2003*	*3/25/2004*	*6/17/2004*	*9/28/2004*	*1/3/2005*	*3/30/2005*	*6/28/2005*	*8/31/2006*	*11/28/2006*
Carbon disulfide	N/A	ug/L	< 0.500	< 0.500	< 0.500	< 0.500	<0.500	<0.500	<0.500	<0.500	<1.0	<1.0
Carbon Tetrachloride	5	ug/L	< 0.250	0.658	< 0.250	< 0.250	1.09	< 0.25	< 0.25	< 0.25	<1.0	<1.0
Chlorobenzene	5	ug/L	< 0.125	< 0.125	< 0.125	< 0.125	<0.125	<0.125	<0.125	<0.125	<1.0	<1.0
Chlorodibromomethane		ug/L	< 0.250	< 0.250	< 0.250	< 0.250	<0.250	<0.250	<0.250	<0.250	<1.0	<1.0
Chloroethane	5	ug/L	< 0.500	< 0.500	< 0.500	< 0.500	<0.500	<0.500	<0.500	<0.500	<1.0	<1.0
Chloroform	7	ug/L	< 0.125	< 0.125	< 0.125	< 0.125	<0.125	<0.125	<0.125	<0.125	<1.0	<1.0
Chloromethane		ug/L	< 0.250	< 0.250	< 0.250	< 0.250	<0.250	<0.250	<0.250	<0.250	<1.0	<1.0
Dibromomethane	5	ug/L	< 0.250	< 0.250	< 0.250	< 0.250	<0.250	<0.250	<0.250	<0.250	<1.0	<1.0
Dichlorodifluoromethane	5	ug/L	< 0.250	< 0.250	< 0.250	< 0.250	<0.250	<0.250	<0.250	<0.250	<1.0	<1.0
Ethylbenzene	5	ug/L	< 0.250	< 0.250	< 0.250	< 0.250	<0.250	<0.250	<0.250	<0.250	<1.0	<1.0
Hexachlorobutadiene	0.5	ug/L	< 0.250	< 0.250	< 0.250	< 0.250	<0.250	<0.250	<0.250	<0.250	<1.0	<1.0
Isopropylbenzene	5	ug/L	< 0.250	< 0.250	< 0.250	< 0.250	<0.250	<0.250	<0.250	<0.250	<1.0	<1.0
Methyene chloride		ug/L	< 0.250	< 0.250	< 0.250	< 0.250	<0.250	<0.250	<0.250	<0.250	<1.0	<1.0
Naphthalene		ug/L	< 0.200	< 0.200	< 0.200	< 0.200	<0.200	<0.200	<0.200	<0.200	<1.0	<1.0
n-Butylbenzene	5	ug/L	< 0.250	< 0.250	< 0.250	< 0.250	<0.250	<0.250	<0.250	<0.250	<1.0	<1.0
n-Propylbenzene	5	ug/L	< 0.125	< 0.125	< 0.125	< 0.125	<0.125	<0.125	<0.125	<0.125	<1.0	<1.0
p-Isopropyltoluene	5	ug/L	< 0.250	< 0.250	< 0.250	< 0.250	<0.250	<0.250	<0.250	<0.250	<1.0	<1.0
sec-Butylbenzene	5	ug/L	< 0.250	< 0.250	< 0.250	< 0.250	<0.250	<0.250	<0.250	<0.250	<1.0	<1.0
Styrene	5	ug/L	< 0.125	< 0.125	< 0.125	< 0.125	<0.125	<0.125	<0.125	<0.125	<1.0	<1.0
tert-Buylbenzene	5	ug/L	< 0.250	< 0.250	< 0.250	< 0.250	<0.250	<0.250	<0.250	<0.250	<1.0	<1.0
Tetrachloroethene (PCE)	5	ug/L	< 0.250	< 0.250	< 0.250	< 0.250	0.266J	< 0.250	< 0.250	< 0.250	<1.0	<1.0
Toluene	5	ug/L	< 0.250	< 0.250	< 0.250	< 0.250	1.91	< 0.250	< 0.250	< 0.250	<1.0	<1.0
Trichloroethene (TCE)	5	ug/L	4.53	3.98	3.93	3.93	3.79	4.39	3.46	3.84	2.7	2
Trichlorofluoromethane	5	ug/L	< 0.250	< 0.250	< 0.250	< 0.250	<0.250	<0.250	<0.250	<0.250	<1.0	<1.0
Vinyl acetate		ug/L	< 2.50	< 2.50	< 2.50	< 2.50	<2.50	<2.50	<2.50	<2.50	<1.0	<1.0
Vinyl chloride	2	ug/L	< 0.250	< 0.250	< 0.250	< 0.250	<0.250	<0.250	<0.250	<0.250	<1.0	<1.0
Xylenes (total)	5	ug/L	< 0.500	< 0.500	< 0.500	< 0.500	<0.500	<0.500	<0.500	<0.500	<1.0	<1.0

Note 1-Laboratory reported each isomer. The reporting limit reflects the sum of the two isomer limits.
Note 2-Bold text indicates detected concentration exceeds drinking water standard.

Table 3
Former Schenectady Army Depot
Voorheesville Area
Summary of VOC Analytical Results

Monitoring Well Number	Criteria	Units	Supply Well									
Sample Collection Date	ug/l		*12/3/2003*	3/25/2004	*6/17/2004*	*8/18/2004*	*9/28/2004*	*1/3/2005*	*3/30/2005*	*7/1/2005*	8/31/2006	11/28/2006
1,1,1,2-Tetrachloroethane	5	ug/L	< 0.250	< 0.250	< 0.250	< 0.250	<0.250	<0.250	<0.250	<0.250	<1.0	<1.0
1,1,1-Trichloroethane	5	ug/L	< 0.250	< 0.250	< 0.250	< 0.250	<0.250	<0.250	<0.250	<0.250	<1.0	<1.0
1,1,2,2,-Tetrachloroethane	5	ug/L	< 0.125	< 0.125	< 0.125	< 0.125	<0.125	<0.125	<0.125	<0.125	<1.0	<1.0
1,1,2-Trichloroethane	1	ug/L	< 0.250	< 0.250	< 0.250	< 0.250	<0.250	<0.250	<0.250	<0.250	<1.0	<1.0
1,1-Dichloroethane	5	ug/L	< 0.125	< 0.125	< 0.125	< 0.125	<0.125	<0.125	<0.125	<0.125	<1.0	<1.0
1,1-Dichloroethene	5	ug/L	< 0.500	< 0.500	< 0.500	< 0.500	<.500	<.500	<.500	<.500	<1.0	<1.0
1,1-Dichloropropene		ug/L	< 0.250	< 0.250	< 0.250	< 0.250	<0.250	<0.250	<0.250	<0.250	<1.0	<1.0
1,2,3-Trichlorobenzene	5	ug/L	< 0.125	< 0.125	< 0.125	< 0.125	<0.125	<0.125	<0.125	<0.125	<1.0	<1.0
1,2,3-Trichloropropane	"5/0.04"	ug/L	< 0.750	< 0.750	< 0.750	< 0.750	<0.750	<0.750	<0.750	<0.750	<1.0	<1.0
1,2,4-Trichlorobenzene	5	ug/L	< 0.200	< 0.200	< 0.200	< 0.200	<0.200	<0.200	<0.200	<0.200	<1.0	<1.0
1,2,4-Trimethylbenzene	5	ug/L	< 0.250	< 0.250	< 0.250	< 0.250	<0.250	<0.250	<0.250	<0.250	<1.0	<1.0
1,2-Dibromo-3-chloropropane	0.04	ug/L	< 1.00	< 1.00	< 1.00	< 1.00	<1.00	<1.00	<1.00	<1.00	<2.0	<2.0
1,2-Dibromoethane		ug/L	< 0.250	< 0.250	< 0.250	< 0.250	<0.250	<0.250	<0.250	<0.250	NR	NR
1,2-Dichlorobenzene	3	ug/L	< 0.125	< 0.125	< 0.125	< 0.125	<0.125	<0.125	<0.125	<0.125	<1.0	<1.0
1,2-Dichloroethane	0.6	ug/L	< 0.250	< 0.250	< 0.250	< 0.250	<0.250	<0.250	<0.250	<0.250	<1.0	<1.0
1,2-Dichloroethene (total)	5	ug/L	< 0.250	< 0.250	3.57	< 0.250	<0.250	<0.250	<0.250	1.57	<1.0	<1.0
1,2-Dichloropropane	1	ug/L	< 0.125	< 0.125	< 0.125	< 0.125	<0.125	<0.125	<0.125	<0.125	<1.0	<1.0
1,3,5-Trimethybenzene	5	ug/L	< 0.250	< 0.250	< 0.250	< 0.250	<0.250	<0.250	<0.250	<0.250	<1.0	<1.0
1,3-Dichlorobenzene	3	ug/L	< 0.250	< 0.250	< 0.250	< 0.250	<0.250	<0.250	<0.250	<0.250	<1.0	<1.0
1,3-Dichloropropane	5	ug/L	< 0.200	< 0.200	< 0.200	< 0.200	<0.200	<0.200	<0.200	<0.200	<1.0	<1.0
1,3-Dichloropropene (total) (See Note 1)	0.4	ug/L	< 0.750	< 0.750	< 0.750	< 0.750	<0.750	<0.750	<0.750	<0.750	<1.0	<1.0
1,4-Dichlorobenzene	3	ug/L	< 0.125	< 0.125	< 0.125	< 0.125	<0.125	<0.125	<0.125	<0.125	<1.0	<1.0
2,2-Dichloropropane	5	ug/L	< 0.250	< 0.250	< 0.250	< 0.250	<0.250	<0.250	<0.250	<0.250	<1.0	<1.0
2-Butanone		ug/L	< 2.50	< 2.50	< 2.50	< 2.50	<2.50	<2.50	<2.50	<2.50	<5.0	<5.0
2-Chloroethyl vinyl ether		ug/L	< 2.00	< 2.00	< 2.00	< 2.00	<2.00	<2.00	<2.00	<2.00	<4.0	<4.0
2-Chlorotoluene	5	ug/L	< 0.125	< 0.125	< 0.125	< 0.125	<0.125	<0.125	<0.125	<0.125	<1.0	<1.0
2-Hexanone		ug/L	< 2.50	< 2.50	< 2.50	< 2.50	<2.50	<2.50	<2.50	<2.50	<5.0	<5.0
4-Chlorotoluene	5	ug/L	< 0.250	< 0.250	< 0.250	< 0.250	<0.250	<0.250	<0.250	<0.250	<1.0	<1.0
4-Methyl-2-pentanone		ug/L	< 2.50	< 2.50	< 2.50	< 2.50	<2.50	<2.50	<2.50	<2.50	<5.0	<5.0
Acetone	50	ug/L	< 2.5	< 2.5	< 2.5	< 2.5	<2.5	<2.5	<2.5	<2.5	<5.0	<5.0
Benzene	1	ug/L	< 0.125	< 0.125	< 0.125	< 0.125	<0.125	<0.125	<0.125	<0.125	<1.0	<1.0
Bromobenzene	5	ug/L	< 0.125	< 0.125	< 0.125	< 0.125	<0.125	<0.125	<0.125	<0.125	<1.0	<1.0
Bromochloromethane	5	ug/L	< 0.200	< 0.200	< 0.200	< 0.200	<0.200	<0.200	<0.200	<0.200	<1.0	<1.0
Bromodichloromethane		ug/L	< 0.250	< 0.250	< 0.250	< 0.250	<0.250	<0.250	<0.250	<0.250	<1.0	<1.0
Bromoform		ug/L	< 0.540	< 0.540	< 0.540	< 0.540	<0.540	<0.540	<0.540	<0.540	<1.0	<1.0
Bromomethane	5	ug/L	< 0.500	< 0.500	< 0.500	< 0.500	<0.500	<0.500	<0.500	<0.500	<1.0	<1.0
Carbon disulfide	N/A	ug/L	< 0.500	< 0.500	< 0.500	< 0.500	<0.500	<0.500	<0.500	<0.500	<1.0	<1.0

Note 1-Laboratory reported each isomer. The reporting limit reflects the sum of the two isomer limits.
Note 2-Bold text indicates detected concentration exceeds drinking water standard.

Table 3
Former Schenectady Army Depot
Voorheesville Area
Summary of VOC Analytical Results

Monitoring Well Number	Criteria	Units	Supply Well									
Sample Collection Date	ug/l		*12/3/2003*	3/25/2004	*6/17/2004*	*8/18/2004*	*9/28/2004*	*1/3/2005*	*3/30/2005*	*7/1/2005*	8/31/2006	11/28/2006
Carbon Tetrachloride	5	ug/L	< 0.250	< 0.250	0.599 J	< 0.250	<0.250	<0.250	<0.250	1.01	<1.0	<1.0
Chlorobenzene	5	ug/L	< 0.125	< 0.125	< 0.125	< 0.125	<0.125	<0.125	<0.125	<0.125	<1.0	<1.0
Chlorodibromomethane		ug/L	< 0.250	< 0.250	< 0.250	< 0.250	<0.250	<0.250	<0.250	<0.250	<1.0	<1.0
Chloroethane	5	ug/L	< 0.500	< 0.500	< 0.500	< 0.500	<0.500	<0.500	<0.500	<0.500	<1.0	<1.0
Chloroform	7	ug/L	< 0.125	< 0.125	1.08	0.200	<0.125	<0.125	<0.125	0.316 J	<1.0	<1.0
Chloromethane		ug/L	< 0.250	< 0.250	< 0.250	< 0.250	<0.250	<0.250	<0.250	<0.250	<1.0	<1.0
Dibromomethane	5	ug/L	< 0.250	< 0.250	< 0.250	< 0.250	<0.250	<0.250	<0.250	<0.250	<1.0	<1.0
Dichlorodifluoromethane	5	ug/L	< 0.250	< 0.250	< 0.250	< 0.250	<0.250	<0.250	<0.250	<0.250	<1.0	<1.0
Ethylbenzene	5	ug/L	< 0.250	< 0.250	< 0.250	< 0.250	<0.250	<0.250	<0.250	<0.250	<1.0	<1.0
Hexachlorobutadiene	0.5	ug/L	< 0.250	< 0.250	< 0.250	< 0.250	<0.250	<0.250	<0.250	<0.250	<1.0	<1.0
Isopropylbenzene	5	ug/L	< 0.250	< 0.250	< 0.250	< 0.250	0.82J	< 0.250	< 0.250	< 0.250	<1.0	<1.0
Methyene chloride		ug/L	< 0.250	< 0.250	< 0.250	< 0.250	<0.250	<0.250	<0.250	<0.250	0.87J	<1.0
Naphthalene		ug/L	< 0.200	< 0.200	< 0.200	< 0.200	<0.200	<0.200	<0.200	<0.200	<1.0	<1.0
n-Butylbenzene	5	ug/L	< 0.250	< 0.250	< 0.250	< 0.250	<0.250	<0.250	<0.250	<0.250	<1.0	<1.0
n-Propylbenzene	5	ug/L	< 0.125	< 0.125	< 0.125	< 0.125	<0.125	<0.125	<0.125	<0.125	<1.0	<1.0
p-Isopropyltoluene	5	ug/L	< 0.250	< 0.250	< 0.250	< 0.250	<0.250	<0.250	<0.250	<0.250	<1.0	<1.0
sec-Butylbenzene	5	ug/L	< 0.250	< 0.250	< 0.250	< 0.250	<0.250	<0.250	<0.250	<0.250	<1.0	<1.0
Styrene	5	ug/L	< 0.125	< 0.125	< 0.125	< 0.125	<0.125	<0.125	<0.125	<0.125	<1.0	<1.0
tert-Buylbenzene	5	ug/L	< 0.250	< 0.250	< 0.250	< 0.250	<0.250	<0.250	<0.250	<0.250	<1.0	<1.0
Tetrachloroethene (PCE)	5	ug/L	< 0.250	< 0.250	< 0.250	< 0.250	<0.250	<0.250	<0.250	<0.250	<1.0	<1.0
Toluene	5	ug/L	0.297	< 0.250	< 0.250	< 0.250	<0.250	<0.250	<0.250	<0.250	<1.0	<1.0
Trichloroethene (TCE)	5	ug/L	< 0.250	< 0.250	**12.5**	0.281	<0.250	<0.250	<0.250	**5.45**	<1.0	<1.0
Trichlorofluoromethane	5	ug/L	< 0.250	< 0.250	< 0.250	< 0.250	<0.250	<0.250	<0.250	<0.250	<1.0	<1.0
Vinyl acetate		ug/L	< 2.50	< 2.50	< 2.50	< 2.50	<2.50	<2.50	<2.50	<2.50	<1.0	<1.0
Vinyl chloride	2	ug/L	< 0.250	< 0.250	< 0.250	< 0.250	<0.25	<0.25	<0.25	<0.25	<1.0	<1.0
Xylenes (total)	5	ug/L	< 0.500	< 0.500	< 0.500	< 0.500	<0.500	<0.500	<0.500	<0.500	<1.0	<1.0

Note 1-Laboratory reported each isomer. The reporting limit reflects the sum of the two isomer limits.
Note 2-Bold text indicates detected concentration exceeds drinking water standard.

Table 3
Former Schenectady Army Depot
Voorheesville Area
Summary of VOC Analytical Results

Monitoring Well Number	Criteria	Units	MW-9	
Sample Collection Date	**ug/l**		*8/31/2006*	*11/28/2006*
1,1,1,2-Tetrachloroethane	5	ug/L	<1.0	<1.0
1,1,1-Trichloroethane	5	ug/L	<1.0	<1.0
1,1,2,2,-Tetrachloroethane	5	ug/L	<1.0	<1.0
1,1,2-Trichloroethane	1	ug/L	<1.0	<1.0
1,1-Dichloroethane	5	ug/L	<1.0	<1.0
1,1-Dichloroethene	5	ug/L	<1.0	<1.0
1,1-Dichloropropene		ug/L	<1.0	<1.0
1,2,3-Trichlorobenzene	5	ug/L	<1.0	<1.0
1,2,3-Trichloropropane	"5/0.04"	ug/L	<1.0	<1.0
1,2,4-Trichlorobenzene	5	ug/L	<1.0	<1.0
1,2,4-Trimethylbenzene	5	ug/L	<1.0	<1.0
1,2-Dibromo-3-chloropropane	0.04	ug/L	<2.0	<2.0
1,2-Dibromoethane		ug/L	NR	NR
1,2-Dichlorobenzene	3	ug/L	<1.0	<1.0
1,2-Dichloroethane	0.6	ug/L	<1.0	<1.0
1,2-Dichloroethene (total)	5	ug/L	<1.0	<1.0
1,2-Dichloropropane	1	ug/L	<1.0	<1.0
1,3,5-Trimethybenzene	5	ug/L	<1.0	<1.0
1,3-Dichlorobenzene	3	ug/L	<1.0	<1.0
1,3-Dichloropropane	5	ug/L	<1.0	<1.0
1,3-Dichloropropene (total) (See Note 1)	0.4	ug/L	<1.0	<1.0
1,4-Dichlorobenzene	3	ug/L	<1.0	<1.0
2,2-Dichloropropane	5	ug/L	<1.0	<1.0
2-Butanone		ug/L	<5.0	<5.0
2-Chloroethyl vinyl ether		ug/L	<4.0	<4.0
2-Chlorotoluene	5	ug/L	<1.0	<1.0
2-Hexanone		ug/L	<5.0	<5.0
4-Chlorotoluene	5	ug/L	<1.0	<1.0
4-Methyl-2-pentanone		ug/L	<5.0	<5.0
Acetone	50	ug/L	<5.0	<5.0
Benzene	1	ug/L	<1.0	<1.0
Bromobenzene	5	ug/L	<1.0	<1.0
Bromochloromethane	5	ug/L	<1.0	<1.0
Bromodichloromethane		ug/L	<1.0	<1.0
Bromoform		ug/L	<1.0	<1.0
Bromomethane	5	ug/L	<1.0	<1.0

Note 1-Laboratory reported each isomer. The reporting limit reflects the sum of the two isomer limits.
Note 2-Bold text indicates detected concentration exceeds drinking water standard.

Table 3
Former Schenectady Army Depot
Voorheesville Area
Summary of VOC Analytical Results

Monitoring Well Number	Criteria	Units	MW-9	
Sample Collection Date	**ug/l**		*8/31/2006*	
Carbon disulfide	N/A	ug/L	<1.0	<1.0
Carbon Tetrachloride	5	ug/L	<1.0	<1.0
Chlorobenzene	5	ug/L	<1.0	<1.0
Chlorodibromomethane		ug/L	<1.0	<1.0
Chloroethane	5	ug/L	<1.0	<1.0
Chloroform	7	ug/L	<1.0	<1.0
Chloromethane		ug/L	<1.0	<1.0
Dibromomethane	5	ug/L	<1.0	<1.0
Dichlorodifluoromethane	5	ug/L	<1.0	<1.0
Ethylbenzene	5	ug/L	<1.0	<1.0
Hexachlorobutadiene	0.5	ug/L	<1.0	<1.0
Isopropylbenzene	5	ug/L	<1.0	<1.0
Methyene chloride		ug/L	<1.0	<1.0
Naphthalene		ug/L	<1.0	<1.0
n-Butylbenzene	5	ug/L	<1.0	<1.0
n-Propylbenzene	5	ug/L	<1.0	<1.0
p-Isopropyltoluene	5	ug/L	<1.0	<1.0
sec-Butylbenzene	5	ug/L	<1.0	<1.0
Styrene	5	ug/L	<1.0	<1.0
tert-Buylbenzene	5	ug/L	<1.0	<1.0
Tetrachloroethene (PCE)	5	ug/L	<1.0	<1.0
Toluene	5	ug/L	<1.0	<1.0
Trichloroethene (TCE)	5	ug/L	**6.3**	**6.6**
Trichlorofluoromethane	5	ug/L	<1.0	<1.0
Vinyl acetate		ug/L	<1.0	<1.0
Vinyl chloride	2	ug/L	<1.0	<1.0
Xylenes (total)	5	ug/L	<1.0	<1.0

Note 1-Laboratory reported each isomer. The reporting limit reflects the sum of the two isomer limits.
Note 2-Bold text indicates detected concentration exceeds drinking water standard.

Table 4
Former Schenectady Army Depot
Voorheesville Area
Summary of PCBs and Lead Analytical Results

Monitoring Well Number	Criteria	Units	MW-1									
Sample Collection Date			*9/15/2003*	*12/3/2003*	*3/25/2004*	*6/17/2004*	*9/28/2004*	*1/3/2005*	*3/30/2005*	*6/28/2005*	*8/31/2006*	*11/28/2006*
Aroclor-1016	0.09	ug/L	<0.025	<0.025	<0.025	<0.025	<0.0266	<0.0250	< 0.0298	<0.0250	NA	NA
Aroclor-1221	0.09	ug/L	<0.025	<0.025	<0.025	<0.025	<0.0266	<0.0250	< 0.0298	<0.0250	NA	NA
Aroclor-1232	0.09	ug/L	<0.025	<0.025	<0.025	<0.025	<0.0266	<0.0250	< 0.0298	<0.0250	NA	NA
Aroclor-1242	0.09	ug/L	<0.025	<0.025	<0.025	<0.025	<0.0266	<0.0250	< 0.0298	<0.0250	NA	NA
Aroclor-1248	0.09	ug/L	<0.025	<0.025	<0.025	<0.025	<0.0266	<0.0250	< 0.0298	<0.0250	NA	NA
Aroclor-1254	0.09	ug/L	<0.025	<0.025	<0.025	<0.025	<0.0266	<0.0250	< 0.0298	<0.0250	NA	NA
Aroclor-1260	0.09	ug/L	<0.025	<0.025	<0.025	<0.025	<0.0266	<0.0250	< 0.0298	<0.0250	NA	NA
Inorganic Compounds												
Total Lead	"25/15"	ug/L	13.8	6.4	**164**	**48.9**	5.31	15.2	4.71 J	2.77 J	<5.0	1.8 J
Filtered Lead	"25/15"	ug/L	NA	NA	NA	NA	NA	NA	NA	NA	<5.0	<5.0

Monitoring Well Number	Criteria	Units	MW-2									
Sample Collection Date			*9/15/2003*	*12/3/2003*	*3/25/2004*	*6/17/2004*	*9/28/2004*	*1/3/2005*	*3/30/2005*	*6/28/2005*	*8/31/2006*	*11/28/2006*
Aroclor-1016	0.09	ug/L	<0.025	<0.025	<0.025	<0.025	<0.025	<0.0258	<0.0258	<0.0258	NA	NA
Aroclor-1221	0.09	ug/L	<0.025	<0.025	<0.025	<0.025	<0.025	<0.0258	<0.0258	<0.0258	NA	NA
Aroclor-1232	0.09	ug/L	<0.025	<0.025	<0.025	<0.025	<0.025	<0.0258	<0.0258	<0.0258	NA	NA
Aroclor-1242	0.09	ug/L	<0.025	<0.025	<0.025	<0.025	<0.025	<0.0258	<0.0258	<0.0258	NA	NA
Aroclor-1248	0.09	ug/L	<0.025	<0.025	<0.025	<0.025	<0.025	<0.0258	<0.0258	<0.0258	NA	NA
Aroclor-1254	0.09	ug/L	<0.025	<0.025	<0.025	<0.025	<0.025	<0.0258	<0.0258	<0.0258	NA	NA
Aroclor-1260	0.09	ug/L	<0.025	<0.025	<0.025	<0.025	<0.025	<0.0258	<0.0258	<0.0258	NA	NA
Inorganic Compounds												
Total Lead	"25/15"	ug/L	21	10.8	**27.7**	20	9.68	17.2	7.68	3.85 J	<5.0	<5.0
Filtered Lead	"25/15"	ug/L	NA	NA	NA	NA	NA	NA	NA	NA	<5.0	<5.0

Note 1-The PCB criteria is a sum total of all Aroclors. The results are reported per Aroclor species.
Note 2-Bold text indicates detected concentration exceeds drinking water standard.

Table 4
Former Schenectady Army Depot
Voorheesville Area
Summary of PCBs and Lead Analytical Results

Monitoring Well Number	Criteria	Units	MW-3									
Sample Collection Date			*9/15/2003*	*12/3/2003*	*3/25/2004*	*6/17/2004*	*9/28/2004*	*1/3/2005*	*3/30/2005*	*6/28/2005*	*8/31/2006*	*11/28/2006*
Aroclor-1016	0.09	ug/L	<0.025	<0.025	<0.025	<0.025	<0.026	<0.0250	< 0.0248	<0.0250	NA	NA
Aroclor-1221	0.09	ug/L	<0.025	<0.025	<0.025	<0.025	<0.026	<0.0250	< 0.0248	<0.0250	NA	NA
Aroclor-1232	0.09	ug/L	<0.025	<0.025	<0.025	<0.025	<0.026	<0.0250	< 0.0248	<0.0250	NA	NA
Aroclor-1242	0.09	ug/L	<0.025	<0.025	<0.025	<0.025	<0.026	<0.0250	< 0.0248	<0.0250	NA	NA
Aroclor-1248	0.09	ug/L	<0.025	<0.025	<0.025	<0.025	<0.026	<0.0250	< 0.0248	<0.0250	NA	NA
Aroclor-1254	0.09	ug/L	<0.025	<0.025	<0.025	<0.025	<0.026	<0.0250	< 0.0248	<0.0250	NA	NA
Aroclor-1260	0.09	ug/L	<0.025	<0.025	<0.025	<0.025	<0.026	<0.0250	< 0.0248	<0.0250	NA	NA
Inorganic Compounds												
Total Lead	"25/15"	ug/L	2.69	4.92	13.1	3.88	7.81	2.99 J	7.81	2.65 J	<5.0	1.8 J
Filtered Lead	"25/15"	ug/L	NA	NA	NA	NA	NA	NA	NA	NA	<5.0	<5.0

Monitoring Well Number	Criteria	Units	MW-4-2									
Sample Collection Date			*9/15/2003*	*12/3/2003*	*3/25/2004*	*6/17/2004*	*9/28/2004*	*1/3/2005*	*3/30/2005*	*6/28/2005*	*8/31/2006*	*11/28/2006*
Aroclor-1016	0.09	ug/L	<0.025	<0.025	<0.025	<0.025	<0.0258	<0.0255	< 0.0263	<0.025	NA	NA
Aroclor-1221	0.09	ug/L	<0.025	<0.025	<0.025	<0.025	<0.0258	<0.0255	< 0.0263	<0.025	NA	NA
Aroclor-1232	0.09	ug/L	<0.025	<0.025	<0.025	<0.025	<0.0258	<0.0255	< 0.0263	<0.025	NA	NA
Aroclor-1242	0.09	ug/L	<0.025	<0.025	<0.025	<0.025	<0.0258	<0.0255	< 0.0263	<0.025	NA	NA
Aroclor-1248	0.09	ug/L	<0.025	<0.025	<0.025	<0.025	<0.0258	<0.0255	< 0.0263	<0.025	NA	NA
Aroclor-1254	0.09	ug/L	<0.025	<0.025	<0.025	<0.025	<0.0258	<0.0255	< 0.0263	<0.025	NA	NA
Aroclor-1260	0.09	ug/L	<0.025	<0.025	<0.025	<0.025	<0.0258	<0.0255	< 0.0263	<0.025	NA	NA
Inorganic Compounds												
Total Lead	"25/15"	ug/L	<2.5	3.4	**293**	4.98	<5.00	<5.00	3.31 J	2.77 J	<5.0	1.7 J
Filtered Lead	"25/15"	ug/L	NA	NA	NA	NA	NA	NA	NA	NA	<5.0	1.3 J

Note 1-The PCB criteria is a sum total of all Aroclors. The results are reported per Aroclor species.
Note 2-Bold text indicates detected concentration exceeds drinking water standard.

Table 4
Former Schenectady Army Depot
Voorheesville Area
Summary of PCBs and Lead Analytical Results

Monitoring Well Number	Criteria	Units	MW-5									
Sample Collection Date			*9/15/2003*	*12/3/2003*	*3/25/2004*	*6/17/2004*	*9/28/2004*	*1/3/2005*	*3/30/2005*	*6/28/2005*	*8/31/2006*	*11/28/2006*
Aroclor-1016	0.09	ug/L	<0.025	<0.025	<0.025	<0.025	<0.025	<0.025	<0.025	<0.0258	NA	NA
Aroclor-1221	0.09	ug/L	<0.025	<0.025	<0.025	<0.025	<0.025	<0.025	<0.025	<0.0258	NA	NA
Aroclor-1232	0.09	ug/L	<0.025	<0.025	<0.025	<0.025	<0.025	<0.025	<0.025	<0.0258	NA	NA
Aroclor-1242	0.09	ug/L	<0.025	<0.025	<0.025	<0.025	<0.025	<0.025	<0.025	<0.0258	NA	NA
Aroclor-1248	0.09	ug/L	<0.025	<0.025	<0.025	<0.025	<0.025	<0.025	<0.025	<0.0258	NA	NA
Aroclor-1254	0.09	ug/L	<0.025	<0.025	<0.025	<0.025	<0.025	<0.025	<0.025	<0.0258	NA	NA
Aroclor-1260	0.09	ug/L	<0.025	<0.025	<0.025	<0.025	<0.025	<0.025	<0.025	<0.0258	NA	NA
Inorganic Compounds												
Total Lead	"25/15"	ug/L	10.7	12.8	**166**	**17.1**	**70.6**	4.32 J	21.7	< 5.00	<5.0	1.2 J
Filtered Lead	"25/15"	ug/L	NA	NA	NA	NA	NA	NA	NA	NA	<5.0	<5.0

Note 1-The PCB criteria is a sum total of all Aroclors. The results are reported per Aroclor species.
Note 2-Bold text indicates detected concentration exceeds drinking water standard.

Table 4
Former Schenectady Army Depot
Voorheesville Area
Summary of PCBs and Lead Analytical Results

Monitoring Well Number	Criteria	Units	MW-9	
Sample Collection Date			*8/31/2006*	*11/28/2006*
Aroclor-1016	0.09	ug/L	NA	NA
Aroclor-1221	0.09	ug/L	NA	NA
Aroclor-1232	0.09	ug/L	NA	NA
Aroclor-1242	0.09	ug/L	NA	NA
Aroclor-1248	0.09	ug/L	NA	NA
Aroclor-1254	0.09	ug/L	NA	NA
Aroclor-1260	0.09	ug/L	NA	NA
Inorganic Compounds				
Total Lead	"25/15"	ug/L	<5.0	<5.0
Filtered Lead	"25/15"	ug/L	<5.0	<5.0

Monitoring Well Number	Criteria	Units	Supply Well								
Sample Collection Date			*12/3/2003*	*3/25/2004*	*6/17/2004*	*9/28/2004*	*1/3/2005*	*3/30/2005*	*6/28/2005*	*8/31/2006*	*11/28/2006*
Aroclor-1016	0.09	ug/L	<0.025	<0.025	<0.025	<0.0284	<0.0263	<0.0278	<0.0266	NA	NA
Aroclor-1221	0.09	ug/L	<0.025	<0.025	<0.025	<0.0284	<0.0263	<0.0278	<0.0266	NA	NA
Aroclor-1232	0.09	ug/L	<0.025	<0.025	<0.025	<0.0284	<0.0263	<0.0278	<0.0266	NA	NA
Aroclor-1242	0.09	ug/L	<0.025	<0.025	<0.025	<0.0284	<0.0263	<0.0278	<0.0266	NA	NA
Aroclor-1248	0.09	ug/L	<0.025	<0.025	<0.025	<0.0284	<0.0263	<0.0278	<0.0266	NA	NA
Aroclor-1254	0.09	ug/L	<0.025	<0.025	<0.025	<0.0284	<0.0263	<0.0278	<0.0266	NA	NA
Aroclor-1260	0.09	ug/L	<0.025	<0.025	<0.025	<0.0284	<0.0263	<0.0278	<0.0266	NA	NA
Inorganic Compounds											
Total Lead	"25/15"	ug/L	3.83	2.62	24.3	<5.00	**51.30**	6.24	5.12 J	<5.0	2.3 J
Filtered Lead	"25/15"	ug/L	NA	NA	NA	NA	NA	NA	NA	<5.0	1.9 J

Note 1-The PCB criteria is a sum total of all Aroclors. The results are reported per Aroclor species.
Note 2-Bold text indicates detected concentration exceeds drinking water standard.

OFFICE ALBANY, NY | DRAWING NUMBER 838360B14

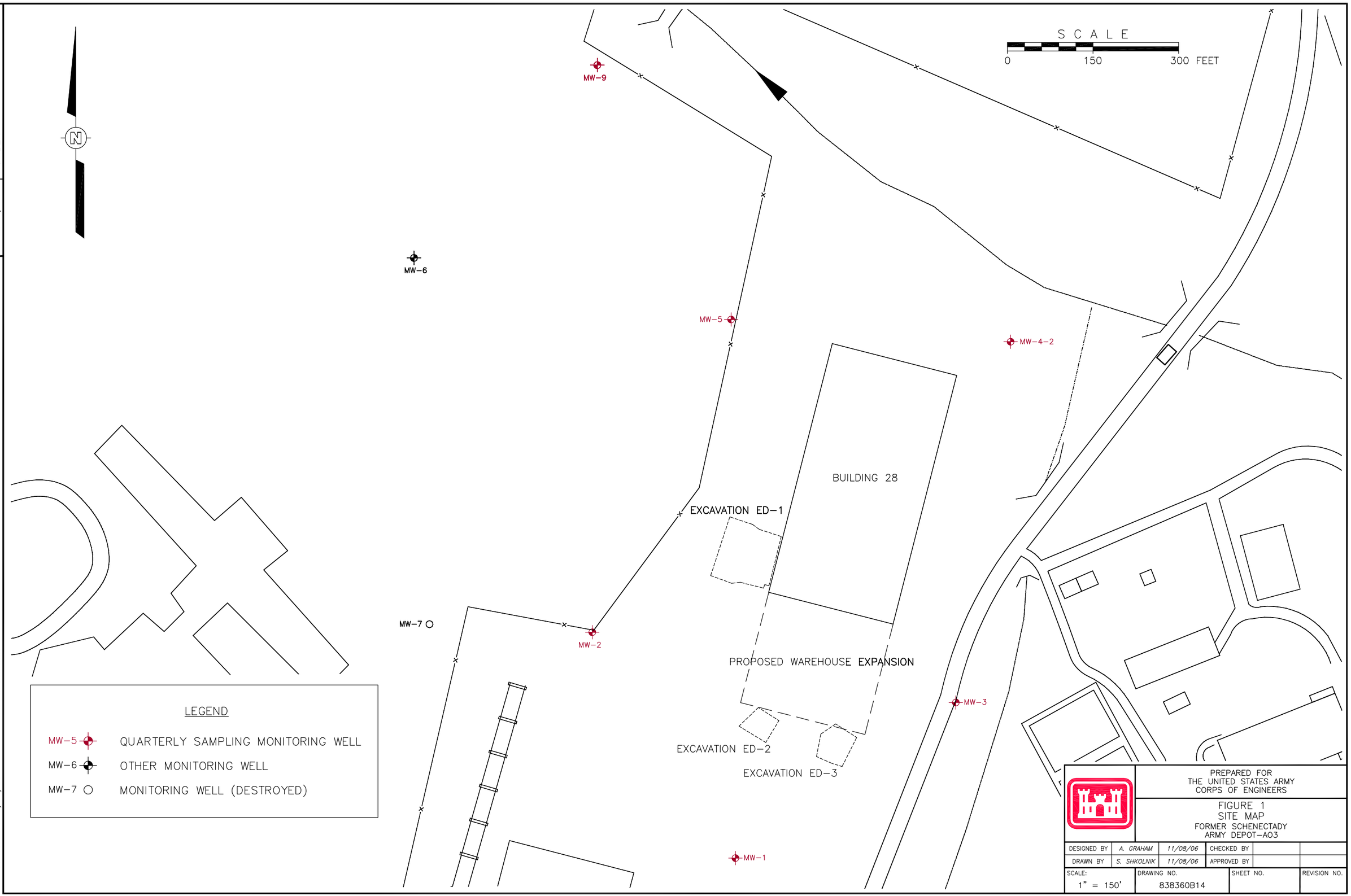

PREPARED FOR
THE UNITED STATES ARMY
CORPS OF ENGINEERS

FIGURE 1
SITE MAP
FORMER SCHENECTADY
ARMY DEPOT-A03

DESIGNED BY	A. GRAHAM	11/08/06	CHECKED BY		
DRAWN BY	S. SHKOLNIK	11/08/06	APPROVED BY		

SCALE:	DRAWING NO.	SHEET NO.	REVISION NO.
1" = 150'	838360B14		

L:\project\838360\838360B14.dwg
Plot Date/Time: 11/15/06 02:19pm
Format Revised: 12/15/99
Image: .
Xref: sitebase3

2.0 SITE HISTORY AND BACKGROUND

AOC 3 is the designation given to a former burn pit area that was used for burning of wastes during Department of Defense operation of the SADVA. Department of Defense operation of SADVA began in 1941 and continued for a period of 28 years. The burn pit area was used to burn a multitude of depot waste materials in several small depressions. AOC 3 was less than 10 acres in size, and was located in the north end of the SADVA. SADVA was closed in 1969 and the property was subsequently sold. Since that time, the property has been used as an industrial park, and is now known as the Northeastern Industrial Park. In addition, the nearby Guilderland School District facilities previously utilized the groundwater in the vicinity of AOC 3 for irrigation and lawn sprinkling purposes.

From the Fall of 2002 to the Spring of 2003, an interim removal action was completed within AOC 3. This removal action, performed by Shaw under USACE direction, consisted of the excavation and disposal of waste materials and impacted soils followed by restoration to grade. The removal action resulted in the excavation and off-site disposal of approximately 4,000 cubic yards of waste and impacted soils. As part of the investigations leading up to and during the interim removal action, several wells were installed within and around the AOC 3 area. These wells were utilized following completion of the excavation activities to monitor groundwater quality and site impacts.

In 2006, USACE agreed to conduct a single-well groundwater monitoring program to develop a data set for groundwater quality located downgradient of AOC 3, within the Guilderland High School grounds. This well, MW-9 (Figure 1) was found to be impacted by volatile organic compounds during the previously completed AOC 3 groundwater monitoring program and is being monitored for five annual events to determine any applicable course of action. The results for all the MW-9 sampling events are summarized in the text and table below:

Detected Compound (ND = not detected)	**Class GA Standard (ug/l)**	**2007 Results (ug/l)**	**2008 Results (ug/l)**	**2009 Results (ug/l)**	**2010 Results (ug/l)**	**2011 Results (ug/l)**
Trichloroethene	5	5.4	5.5	5.4	6.9	7.5
cis-1,2-Dichloroethene	5	ND	1.1	1.0	1.2	1.3
Tetrachloroethene	5	ND	ND	ND	ND	0.38

Table 1
Summary of Compounds Detected in MW-9

SAMPLE ID:			MW-9		TRIP BLANK	
SAMPLING DATE:	NYS		6/21/2011		6/21/2011	
LAB SAMPLE ID:	Class GA Standard	Units	L1109044-06	Qual	L1109044-07	Qual
General Chemistry						
Turbidity	5	NTU	0.27			
Odor	1	TON		NO		
Color, Apparent	15	A.P.C.U.	5	U		
Solids, Total Dissolved	500,000	ug/l	340,000			
pH	6.5-8.5	SU	6.9			
Microbiological Analysis						
Coliform, Total (MF)	50	col/100ml	29			
Volatile Organics						
1,1,1,2-Tetrachloroethane	5	ug/l	0.5	U	0.5	U
1,1,1-Trichloroethane	5	ug/l	0.5	U	0.5	U
1,1,2,2-Tetrachloroethane	5	ug/l	0.5	U	0.5	U
1,1,2-Trichloroethane	1	ug/l	0.5	U	0.5	U
1,1-Dichloroethane	5	ug/l	0.5	U	0.5	U
1,1-Dichloroethene	5	ug/l	0.5	U	0.5	U
1,1-Dichloropropene	NS	ug/l	0.5	U	0.5	U
1,2,3-Trichlorobenzene	5	ug/l	0.5	U	0.5	U
1,2,3-Trichloropropane	0.04	ug/l	0.5	U	0.5	U
1,2,4-Trichlorobenzene	5	ug/l	0.5	U	0.5	U
1,2,4-Trimethylbenzene	5	ug/l	0.5	U	0.5	U
1,2-Dibromo-3-chloropropane	0.04	ug/l	2	U	2	U
1,2-Dibromoethane	NS	ug/l	0.5	U	0.5	U
1,2-Dichlorobenzene	3	ug/l	0.5	U	0.5	U
1,2-Dichloroethane	0.6	ug/l	0.5	U	0.5	U
1,2-Dichloropropane	1	ug/l	0.5	U	0.5	U
1,3,5-Trimethylbenzene	5	ug/l	0.5	U	0.5	U
1,3-Dichlorobenzene	3	ug/l	0.5	U	0.5	U
1,3-Dichloropropane	5	ug/l	0.5	U	0.5	U
1,4-Dichlorobenzene	3	ug/l	0.5	U	0.5	U
2,2-Dichloropropane	5	ug/l	0.5	U	0.5	U
Benzene	1	ug/l	0.5	U	0.5	U
Bromobenzene	5	ug/l	0.5	U	0.5	U
Bromochloromethane	5	ug/l	0.5	U	0.5	U
Bromodichloromethane	NS	ug/l	0.5	U	0.5	U
Bromoform	NS	ug/l	0.5	U	0.5	U
Bromomethane	5	ug/l	0.5	U	0.5	U
Carbon tetrachloride	5	ug/l	0.5	U	0.5	U
Chlorobenzene	5	ug/l	0.5	U	0.5	U
Chloroethane	5	ug/l	0.5	U	0.5	U
Chloroform	7	ug/l	0.5	U	0.5	U
Chloromethane	NS	ug/l	0.5	U	0.5	U
cis-1,2-Dichloroethene	5	ug/l	1.3		0.5	U
cis-1,3-Dichloropropene	0.4	ug/l	0.5	U	0.5	U
Dibromochloromethane	NS	ug/l	0.5	U	0.5	U

Table 1
Summary of Compounds Detected in MW-9

SAMPLE ID:			MW-9		TRIP BLANK	
SAMPLING DATE:	NYS		6/21/2011		6/21/2011	
LAB SAMPLE ID:	Class GA Standard	Units	L1109044-06	Qual	L1109044-07	Qual
Dibromomethane	5	ug/l	0.5	U	0.5	U
Dichlorodifluoromethane	5	ug/l	0.5	U	0.5	U
Ethylbenzene	5	ug/l	0.5	U	0.5	U
Hexachlorobutadiene	0.5	ug/l	0.5	U	0.5	U
Isopropylbenzene	5	ug/l	0.5	U	0.5	U
Methyl tert butyl ether	NS	ug/l	0.5	U	0.5	U
Methylene chloride	5	ug/l	0.5	U	0.32	J
n-Butylbenzene	5	ug/l	0.5	U	0.5	U
n-Propylbenzene	5	ug/l	0.5	U	0.5	U
Naphthalene	NA	ug/l	0.5	U	0.5	U
o-Chlorotoluene	5	ug/l	0.5	U	0.5	U
o-Xylene	5	ug/l	0.5	U	0.5	U
p-Chlorotoluene	5	ug/l	0.5	U	0.5	U
p-Isopropyltoluene	5	ug/l	0.5	U	0.5	U
p/m-Xylene	5	ug/l	1	U	1	U
sec-Butylbenzene	5	ug/l	0.5	U	0.5	U
Styrene	5	ug/l	0.5	U	0.5	U
tert-Butylbenzene	5	ug/l	0.5	U	0.5	U
Tetrachloroethene	5	ug/l	0.38	J	0.5	U
Toluene	5	ug/l	0.5	U	0.5	U
trans-1,2-Dichloroethene	5	ug/l	0.5	U	0.5	U
trans-1,3-Dichloropropene	0.4	ug/l	0.5	U	0.5	U
Trichloroethene	5	ug/l	7.5		0.5	U
Trichlorofluoromethane	5	ug/l	0.5	U	0.5	U
Vinyl chloride	2	ug/l	0.5	U	0.5	U

Qual: data qualifier

U - not detected at the reporting limit provided

J - estimated value (concentration is below the reporting limit but above the method detection level)

7.5 concentration is above the Class GA standard

compound present at concentration below Class GA standard

NTU - nephelometric turbidity units

TON - threshold odor number

A.P.C.U. Apparent color units

ug/l - micrograms per liter

NS - no Class GA standard



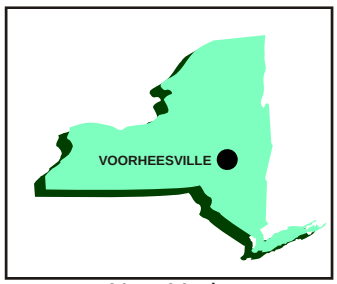

New York Quadrangle

N

LATITUDE: N42° 15' 20"
LONGITUDE: W75° 14' 38"

2000 1000 0

Approximate Scale in Feet

FIGURE 1

SADVA
GUILDERLAND, NEW YORK

Site Plan

PARSONS
290 ELWOOD DAVIS ROAD, SUITE 312, LIVERPOOL, NY 13088 PHONE: (315) 451-9560

P:\743440\GRAPHICS\VOORHEESVILLE.PPT

TABLE 1
GROUND WATER QUALITY DATA
GUILDERLAND CENTRAL SCHOOL – BUS GARAGE
Sample Date: 3/5/97

PARAMETERS	Sample Location						
	MW-1	MW-4	MW-6	MW-7	MW-8	MW-9	MW-10
BENZENE	<0.5	<0.5	<0.5	<0.5	<0.5	<0.5	<2.5
TRICHLOROETHYLENE	<1	<1	1	<1	<1	<1	<5
TOLUENE	<1	<1	<1	<1	<1	<1	<5
TETRACHLOROETHENE	<1	<1	<1	<1	<1	<1	<5
ETHYLBENZENE	<1	<1	<1	<1	<1	<1	6
p-XYLENE	<1	<1	<1	<1	<1	<1	10
CHLOROBENZENE	<1	<1	<1	<1	<1	<1	<5
m-XYLENE	<1	<1	<1	<1	<1	<1	<5
o-XYLENE	<1	<1	<1	<1	<1	<1	6
ISOPROPYL BENZENE	<1	<1	<1	<1	<1	<1	6
STYRENE	<1	<1	<1	<1	<1	<1	<5
n-PROPYLBENZENE	<1	<1	<1	<1	<1	<1	<5
t-BUTYLBENZENE	<1	<1	<1	<1	<1	<1	<5
o-CHLOROTOLUENE	<1	<1	<1	<1	<1	<1	<5
p-CHLOROTOLUENE	<1	<1	<1	<1	<1	<1	<5
BROMOBENZENE	<1	<1	<1	<1	<1	<1	<5
1,3,5-TMB & Sec-BB Total	<1	<1	<1	<1	<1	<1	40
p-CYMENE	<1	<1	<1	<1	<1	<1	<5
1,2,4-TRIMETHYLBENZENE	<1	<1	<1	<1	<1	<1	77
p-DICHLOROBENZENE	<1	<1	<1	<1	<1	<1	<5
m-DICHLOROBENZENE	<1	<1	<1	<1	<1	<1	<5
n-BUTYLBENZENE	<1	<1	<1	<1	<1	<1	130
o-DICHLOROBENZENE	<1	<1	<1	<1	<1	<1	<5
HEXACHLOROBUTADIENE	<2	<2	<2	<2	<2	<2	<10
1,2,4-TRICHLOROBENZENE	<2	<2	<2	<2	<2	<2	<10
NAPHTHALENE	<5	<5	<5	<5	<5	<5	<25
1,2,3-TRICHLOROBENZENE	<5	<5	<5	<5	<5	<5	<25
METHYL-t-BUTYL ETHER	<2	<2	<2	<2	<2	<2	<10
TOTAL BTEX	ND	ND	ND	ND	ND	ND	22
TOTAL 503.1 PARAMETERS	ND	ND	1	ND	ND	ND	275

All units in ug/l = ppb
Analyzed by EPA Method 503.1 at a NYS certified laboratory
ND = Parameters not detected above practical quantitation limits

TABLE 1
GROUND WATER QUALITY DATA
GUILDERLAND CENTRAL SCHOOL - BUS GARAGE
Sample Date: 6/2/97

PARAMETERS	Sample Location						
	MW-1	MW-4	MW-6	MW-7	MW-8	MW-9	MW-10
BENZENE	<0.5	<0.5	<0.5	<0.5	<0.5	1	1
TRICHLOROETHYLENE	<1	<1	<1	<1	<1	<1	<1
TOLUENE	<1	<1	<1	<1	<1	<1	<1
TETRACHLOROETHENE	<1	<1	<1	<1	<1	<1	<1
ETHYLBENZENE	<1	<1	<1	<1	<1	2	2
p-XYLENE	<1	<1	<1	<1	<1	2	<1
CHLOROBENZENE	<1	<1	<1	<1	<1	<1	<1
m-XYLENE	<1	<1	<1	<1	<1	<1	<1
o-XYLENE	<1	<1	<1	<1	<1	<1	<1
ISOPROPYL BENZENE	<1	<1	<1	<1	<1	1	<1
STYRENE	<1	<1	<1	<1	<1	<1	<1
n-PROPYLBENZENE	<1	<1	<1	<1	<1	23	2
t-BUTYLBENZENE	<1	<1	<1	<1	<1	<1	<1
o-CHLOROTOLUENE	<1	<1	<1	<1	<1	<1	<1
p-CHLOROTOLUENE	<1	<1	<1	<1	<1	<1	<1
BROMOBENZENE	<1	<1	<1	<1	<1	<1	<1
1,3,5-TMB & Sec-BB Total	<1	<1	<1	<1	<1	6	<1
p-CYMENE	<1	<1	<1	<1	<1	<1	2
1,2,4-TRIMETHYLBENZENE	<1	<1	<1	<1	<1	15	<1
p-DICHLOROBENZENE	<1	<1	<1	<1	<1	<1	10
m-DICHLOROBENZENE	<1	<1	<1	<1	<1	<1	<1
n-BUTYLBENZENE	<1	<1	<1	<1	<1	8	<1
o-DICHLOROBENZENE	<1	<1	<1	<1	<1	<1	19
HEXACHLOROBUTADIENE	<2	<2	<2	<2	<2	<2	<1
1,2,4-TRICHLOROBENZENE	<2	<2	<2	<2	<2	<2	<2
NAPHTHALENE	<5	<5	<5	<5	<5	<5	<2
1,2,3-TRICHLOROBENZENE	<5	<5	<5	<5	<5	<5	<5
METHYL-t-BUTYL ETHER	<2	<2	<2	<2	<2	<2	<2
TOTAL BTEX	ND	ND	ND	ND	ND	5	3
TOTAL 503.1 PARAMETERS	ND	ND	ND	ND	ND	58	36

All units in ug/l = ppb
Analyzed by EPA Method 503.1 at a NYS certified laboratory
ND = Parameters not detected above practical quantitation limits

TABLE 1 continued...
GROUND WATER QUALITY DATA
GUILDERLAND CENTRAL SCHOOL – BUS GARAGE
Sample Date: 6/2/97

PARAMETERS	Sample Location		
	MW-11	MW-12	MW-13
BENZENE	<0.5	3	<0.5
TRICHLOROETHYLENE	<1	<1	<1
TOLUENE	<1	<1	<1
TETRACHLOROETHENE	<1	<1	<1
ETHYLBENZENE	2	<1	<1
p-XYLENE	<1	<1	<1
CHLOROBENZENE	<1	<1	<1
m-XYLENE	<1	<1	<1
o-XYLENE	<1	<1	<1
ISOPROPYL BENZENE	<1	<1	<1
STYRENE	<1	<1	<1
n-PROPYLBENZENE	2	<1	<1
t-BUTYLBENZENE	<1	<1	<1
o-CHLOROTOLUENE	<1	<1	<1
p-CHLOROTOLUENE	<1	<1	<1
BROMOBENZENE	<1	<1	<1
1,3,5-TMB & Sec-BB Total	<1	<1	<1
p-CYMENE	1	<1	<1
1,2,4-TRIMETHYLBENZENE	4	2	<1
p-DICHLOROBENZENE	<1	<1	<1
m-DICHLOROBENZENE	<1	<1	<1
n-BUTYLBENZENE	<1	<1	<1
o-DICHLOROBENZENE	<1	<1	<1
HEXACHLOROBUTADIENE	<2	<2	<2
1,2,4-TRICHLOROBENZENE	<2	1	<2
NAPHTHALENE	<5	<5	<5
1,2,3-TRICHLOROBENZENE	<5	<5	<5
METHYL-t-BUTYL ETHER	<2	<2	<2
TOTAL BTEX	2	3	ND
TOTAL 503.1 PARAMETERS	8	4	ND

All units in ug/l = ppb
Analyzed by EPA Method 503.1 at a NYS certified laboratory
ND = Parameters not detected above practical quantitation limits

TABLE 1
GROUND WATER QUALITY DATA
GUILDERLAND CENTRAL SCHOOLS - BUS GARAGE
Guilderland, NY
Sample Date: April 8, 1998

PARAMETERS	Sample Location						
	MW-1	MW-2	MW-3	MW-4	MW-5	MW-6	MW-7
BENZENE	<0.5	<0.5	<0.5	<0.5	<0.5	<0.5	<0.5
TRICHLOROETHYLENE	<1	<1	<1	<1	<1	<1	<1
TOLUENE	<1	<1	<1	<1	<1	<1	<1
TETRACHLOROETHENE	<1	<1	<1	<1	<1	<1	<1
ETHYLBENZENE	<1	<1	<1	<1	<1	<1	<1
p-XYLENE	<1	<1	<1	<1	<1	<1	<1
CHLOROBENZENE	<1	<1	<1	<1	<1	<1	<1
m-XYLENE	<1	<1	<1	<1	<1	<1	<1
o-XYLENE	<1	<1	<1	<1	<1	<1	<1
ISOPROPYL BENZENE	<1	<1	<1	<1	<1	<1	<1
STYRENE	<1	<1	<1	<1	<1	<1	<1
n-PROPYLBENZENE	<1	<1	<1	<1	<1	<1	<1
t-BUTYLBENZENE	<1	<1	<1	<1	<1	<1	<1
o-CHLOROTOLUENE	<1	<1	<1	<1	<1	<1	<1
p-CHLOROTOLUENE	<1	<1	<1	<1	<1	<1	<1
BROMOBENZENE	<1	<1	<1	<1	<1	<1	<1
1,3,5-TMB & Sec-BB Total	<1	<1	<1	<1	<1	<1	<1
p-CYMENE	<1	<1	<1	<1	<1	<1	<1
1,2,4-TRIMETHYLBENZENE	<1	<1	<1	<1	<1	<1	<1
p-DICHLOROBENZENE	<1	<1	<1	<1	<1	<1	<1
m-DICHLOROBENZENE	<1	<1	<1	<1	<1	<1	<1
n-BUTYLBENZENE	<1	<1	<1	<1	<1	<1	<1
o-DICHLOROBENZENE	<1	<1	<1	<1	<1	<1	<1
HEXACHLOROBUTADIENE	<2	<2	<2	<2	<2	<2	<2
1,2,4,-TRICHLOROBENZENE	<2	<2	<2	<2	<2	<2	<2
NAPHTHALENE	<5	<5	<5	<5	<5	<5	<5
1,2,3-TRICHLOROBENZENE	<5	<5	<5	<5	<5	<5	<5
METHYL-t-BUTYL ETHER	<2	<2	<2	<2	<2	<2	<2
TOTAL BTEX	ND	ND	ND	ND	ND	ND	ND
TOTAL 503.1	ND	ND	ND	ND	ND	ND	ND

All units in ug/l = ppb
Analyzed by EPA Method 503.1
ND = Parameters not detected above practical quantitation limits

TABLE 1 cont'd...
GROUND WATER QUALITY DATA
GUILDERLAND CENTRAL SCHOOLS - BUS GARAGE
Guilderland, NY
Sample Date: April 8, 1998

PARAMETERS	Sample Location					
	MW-8	MW-9	MW-10	MW-11	MW-12	MW-13
BENZENE	<0.5	<0.5	**37**	<0.5	<0.5	<0.5
TRICHLOROETHYLENE	<1	<1	<50	<1	<1	<1
TOLUENE	<1	<1	<50	<1	<1	<1
TETRACHLOROETHENE	<1	<1	<50	<1	**2**	<1
ETHYLBENZENE	<1	<1	**470**	<1	<1	<1
p-XYLENE	<1	<1	**560**	<1	<1	<1
CHLOROBENZENE	<1	<1	<50	<1	<1	<1
m-XYLENE	<1	<1	**820**	<1	<1	<1
o-XYLENE	<1	<1	**290**	<1	<1	<1
ISOPROPYL BENZENE	<1	<1	<50	<1	<1	<1
STYRENE	<1	<1	<50	<1	<1	<1
n-PROPYLBENZENE	<1	<1	**580**	<1	<1	<1
t-BUTYLBENZENE	<1	<1	<50	<1	<1	<1
o-CHLOROTOLUENE	<1	<1	<50	<1	<1	<1
p-CHLOROTOLUENE	<1	<1	<50	<1	<1	<1
BROMOBENZENE	<1	<1	<50	<1	<1	<1
1,3,5-TMB & Sec-BB Total	<1	<1	**2,000**	<1	<1	<1
p-CYMENE	<1	<1	<50	<1	<1	<1
1,2,4-TRIMETHYLBENZENE	<1	<1	**3,400**	<1	<1	<1
p-DICHLOROBENZENE	<1	<1	<50	<1	<1	<1
m-DICHLOROBENZENE	<1	<1	<50	<1	<1	<1
n-BUTYLBENZENE	<1	<1	**3,600**	<1	<1	<1
o-DICHLOROBENZENE	<1	<1	<50	<1	<1	<1
HEXACHLOROBUTADIENE	<2	<2	<100	<2	<2	<2
1,2,4,-TRICHLOROBENZENE	<2	<2	<100	<2	<2	<2
NAPHTHALENE	<5	<5	**2,400**	<5	<5	<5
1,2,3-TRICHLOROBENZENE	<5	<5	<250	<5	<5	<5
METHYL-t-BUTYL ETHER	<2	<2	<100	<2	<2	<2
TOTAL BTEX	**ND**	**ND**	**2,177**	**ND**	**ND**	**ND**
TOTAL 503.1	**ND**	**ND**	**14,157**	**ND**	**2**	**ND**

All units in ug/l = ppb
Analyzed by EPA Method 503.1
ND = Parameters not detected above practical quantitation limits

APPENDIX F

Identification of Federal and State Applicable or Relevant and Appropriate Requirements and To Be Considered – Area of Concern 3

APPENDIX F
IDENTIFICATION OF FEDERAL AND STATE APPLICABLE OR RELEVANT AND APPROPRIATE REQUIREMENTS AND TO BE CONSIDERED

AREA OF CONCERN 3 (AOC 3)
NORTHEASTERN INDUSTRIAL PARK
GUILDERLAND, NEW YORK



Prepared for

U.S. Army Corps of Engineers
Baltimore District
10 S. Howard Street
Baltimore, Maryland 21201

March 2016

APPENDIX F

IDENTIFICATION OF FEDERAL AND STATE APPLICABLE OR RELEVANT AND APPROPRIATE REQUIREMENTS AND TO BE CONSIDERED

AREA OF CONCERN 3 (AOC 3) NORTHEASTERN INDUSTRIAL PARK GUILDERLAND, NEW YORK

Prepared for

U.S. Army Corps of Engineers
New England District
696 Virginia Road
Concord, Massachusetts

Prepared by

H2H Associates, LLC

March 2016

TABLE OF CONTENTS

Section **Page**

1.0 INTRODUCTION..... 1-1

2.0 ARAR AND TBC IDENTIFICATION..... 2-1

2.1 CHEMICAL-SPECIFIC ARARs AND TBCs..... 2-1
2.2 LOCATION-SPECIFIC ARARs AND TBCs..... 2-1
2.3 ACTION-SPECIFIC ARARs AND TBCs..... 2-1

LIST OF TABLES

Table A-1 Chemical-Specific Potential Applicable or Relevant and Appropriate Requirements

Table A-2 Chemical-Specific Potential Criteria, Advisories, and Guidance To Be Considered

Table A-3 Location-Specific Potential Applicable or Relevant and Appropriate Requirements

Table A-4 Location-Specific Potential Criteria, Advisories, and Guidance To Be Considered

Table A-5 Action-Specific Potential Applicable or Relevant and Appropriate Requirements

Table A-6 Action-Specific Potential Criteria, Advisories, and Guidance To Be Considered

LIST OF ACRONYMS AND ABBREVIATIONS

AOC	area of concern
ARAR	applicable or relevant and appropriate requirements
CERCLA	Comprehensive Environmental Response, Compensation, and Liability Act
CFR	Code of Federal Regulations
EPA	U.S. Environmental Protection Agency
LDR	land disposal restriction
NCP	National Contingency Plan
NEIP	Northeastern Industrial Park
NYCRR	New York Codes, Rules, and Regulations
RCRA	Resource Conservation and Recovery Act
TBC	To Be Considered
TCLP	Toxicity Characteristic Leaching Procedure
USC	United States Code
VOC	volatile organic compound

APPENDIX F

IDENTIFICATION OF FEDERAL AND STATE APPLICABLE OR RELEVANT AND APPROPRIATE REQUIREMENTS AND TO BE CONSIDERED

AREA OF CONCERN (AOC) 3, NORTHEASTERN INDUSTRIAL PARK, GUILDERLAND, NEW YORK

1.0 INTRODUCTION

In accordance with the Comprehensive Environmental Response, Compensation, and Liability Act (CERCLA), the remediation of Area of Concern (AOC) 3 at the Northeastern Industrial Park (NEIP) is subject to applicable or relevant and appropriate federal and state environmental statutes and regulations (ARARs). Section 121(d)(1) of CERCLA, 42 United States Code (USC) § 9621(d)(1), requires that response actions attain a degree of cleanup that assures protection of human health and the environment.

CERCLA and its implementing regulations require that response actions at least attain federal ARARs as well as any state ARARs that are more stringent than federal ARARs (unless waived). 42 USC § 9621(d); 40 Code of Federal Regulations (CFR) § 300.435(b)(2). CERCLA (42 USC § 9621(d)) and the National Contingency Plan (NCP) (40 CFR § 300.400(e)) provide that permits are not required for on-site response actions under CERCLA. The U.S. Environmental Protection Agency (EPA) has interpreted this exemption to mean "*to waive the requirement to obtain a permit but not the substantive requirements that would be applied through permits*" (see, e.g., Management of Remediation Waste under CERCLA, EPA, October 1998).

In addition to ARARs, advisories, criteria, or guidance may be evaluated as To Be Considered (TBC) regulatory items. The NCP provides that the TBC category may include advisories, criteria, or guidance that were developed by EPA, other federal agencies, states, or local governments that may be useful in devising CERCLA remedies. These TBCs are not promulgated and, therefore, are not legally enforceable standards such as ARARs.

Consistent with EPA guidance, ARAR development and designation is a necessarily iterative process.

Three categories of potentially applicable federal and state requirements and guidance were reviewed for this site: (1) chemical-specific; (2) location-specific; and (3) action-specific ARARs and TBCs.

2.0 ARAR AND TBC IDENTIFICATION

2.1 CHEMICAL-SPECIFIC ARARs AND TBCs

Chemical-specific ARARs are numerical values established by promulgated standards that set acceptable concentrations of chemicals that may be found in or discharged to the environment. Chemical-specific ARARs can be used in the development of remedial action objectives for site media.

The primary residuals detected at AOC 3 are volatile organic compounds (VOCs). The site is and will continue to be used for industrial on the NEIP and restricted-residential use purposes on the Guilderland school property.

Potential federal and state chemical-specific ARARs and TBCs associated with a remedial action for AOC 3 are listed in Tables A-1 and A-2, respectively. These tables list each chemical-specific ARAR for this response action and provide a citation and a brief description and/or comment on the intended operation of that ARAR or TBC, where warranted.

2.2 LOCATION-SPECIFIC ARARs AND TBCs

Location-specific ARARs may restrict the conduct of activities or concentrations of hazardous substances based solely on the particular characteristics of a site. Potential location-specific ARARs for the Site include restrictions on certain land development activities in floodplains, federal- or state-delineated wetlands, and navigable waters of the United States; restrictions to protect critical habitats for endangered or threatened species; restrictions on activities in areas designated as wilderness, wildlife refuges, or sole-source aquifers for drinking water; and restrictions to preserve historic structures and properties.

Potential federal and state location-specific ARARs and TBCs considered in connection with the AOC 3 response action are listed in Tables A-3 and A-4, respectively. These tables list each location-specific ARAR, and provide a regulatory citation and brief description and/or comment on the intended operation of that ARAR or TBC, where warranted. The determination of the potential use of each recommended ARAR is summarized in the status column of each table.

2.3 ACTION-SPECIFIC ARARs AND TBCs

Potential federal and state action-specific ARARs and TBCs evaluated in connection with this response action are listed in Tables A-5 and A-6, respectively. These tables list each action-specific ARAR and TBC for remediation of AOC 3 and provide a regulatory citation and a brief description and/or comment on the intended operation of each ARAR or TBC, where warranted. The determination of the potential use of each recommended ARAR is provided in the status column of each table.

TABLES

Table A-1
Chemical-Specific Potential Applicable or Relevant and Appropriate Requirements

Medium/Authority	Citation	Status for FS	Requirement Synopsis
SOIL			
New York State Remedial Program Soil Cleanup Objectives	Subpart 375-6, Sections 375-6.3, 375-6.4, 375-6.5, 375-6.6, 375-6.7	Subpart 375-6 (Sections 375-6.3, 375-6.4, 375-6.5, 375-6.6, 375-6.7) is a potential applicable, relevant and appropriate chemical-specific ARAR for purposes of on-site response for all chemicals detected at the site.	The soil cleanup objectives represent the concentration of a contaminant in soil which, when achieved at a site, will require no use restrictions on the site for the protection of public health, groundwater and ecological resources due to the presence of contaminants in the soil.
WATER			
Safe Drinking Water Act, 42 USC §§ 300f -300j-26	40 CFR Part 141, Subpart F, §141.50	Subpart F, §141.50 are a potential applicable, relevant and appropriate chemical-specific ARARs for purposes of on-site response.	National Primary Drinking Water Regulations. Subpart F, Section 141.50 list MCLs for organic chemicals.

Notes:

ARAR = Applicable or Relevant and Appropriate Requirements

CFR = Code of Federal Regulations

Table A-2
Chemical-Specific Potential Criteria, Advisories, and Guidance To Be Considered

Medium/Authority	Citation	Status for FS	Requirement Synopsis
SOIL			
DEC-Division of Environmental Remediation	CP-51/Soil Cleanup Guidance	TBC	Recommended Soil Cleanup Objectives
SOIL VAPOR			
New York State Department of Health	Guidance for Evaluating Soil Vapor Intrusion in the the State of New York	TBC	The guidance describes the State's methodology for evaluating soil vapor intrusion at a site. It presents a reasonable and practical approach to identifying and addressing current and potential human exposures to contaminated subsurface vapors associated with known or suspected volatile chemical contamination.
DEC	New York Air Cleanup Criteria, January 1990	TBC	Provides guidance for the control of ambient air contaminants in New York State.

Notes:

DEC = Department of Environmental Conservation

TBC = To Be Considered

Table A-3
Location-Specific Potential Applicable or Relevant and Appropriate Requirements

Medium/ Authority	Citation	Status for FS	Requirement Synopsis
National Historic Preservation Act (NHPA), 16 USC § 470 et seq.	36 CFR Part 800, Subpart B, Sections 800.4, 800.5, 800.6, and 800.8	Substantive portions of Part 800, Subpart B (Sections 800.4, 800.5, 800.6, and 800.8) are a potential applicable location- specific ARAR for purposes of on-site response.	Proposed remedial actions must take into account effect on properties in or eligible for inclusion in the National Registry of Historic Places. Federal agencies undertaking a project having an effect on a listed or eligible property must provide the Advisory Council on Historic Preservation a reasonable opportunity to comment pursuant to section 106 of the NHPA of 1966, as amended.

Notes:

ARAR = Applicable or Relevant and Appropriate Requirements

CFR = Code of Federal Regulations

NHPA = National Historic Preservation Act

USC = U.S. Code

Table A-4
Location-Specific Potential Criteria, Advisories, and Guidance To Be Considered

Medium/Authority	Citation	Status for FS	Requirement Synopsis
EPA	Statement of Procedures on Floodplain, Management and Wetlands Protection, January 1979	TBC	Requires Federal agencies to evaluate the potential effects of actions it may take in a floodplain to avoid adversely impacting floodplains wherever possible and to ensure that its planning programs and budget requests reflect consideration of flood hazards and floodplain management.
EPA Office of Solid Waste and Emergency Response	Policy on Floodplains and Waste and Wetland Assessments for CERCLA Actions, August 1985	TBC	Superfund actions must meet the substantive requirements of the Floodplain Management Emergency Executive Order (E.O. 11988) and the Protection of Response 1985 Wetlands Executive Order (E.O. 11990) (see Table 9-3: Location-Specific ARARs). This memorandum discusses situations that require preparation of a floodplain or wetlands assessment and the factors that should be considered in preparing an assessment for response actions taken pursuant to Section 104 or 106 of CERCLA. For remedial actions, a floodplain/wetlands assessment must be incorporated into the analysis conducted during the planning of the remedial action.
Executive Order No. 11988, 42 Fed. Reg. 26951 (May 25, 1977)	Floodplain Management	TBC	Executive Order describes the circumstances where federal agencies should manage floodplains.

Notes:

CERLCA = Comprehensive Environmental Response, Compensation, and Liability Act

E.O. = Executive Order

EPA = U.S. Environmental Protection Agency

TBC = To Be Considered

Table A-5
Action-Specific Potential Applicable or Relevant and Appropriate Requirements

Medium/Authority	Citation	Status for FS	Requirement Synopsis
Resource Conservation and Recovery Act, 42 USC s/s 6901 et seq. (1976)	40 CFR Part 262.34	Substantive portions of 40 CFR § 262.34 are potential relevant and appropriate action-specific ARARs for purposes of on-site response.	Standards for Hazardous Waste Generators, 90-Day Accumulation Rule

Notes:
ARAR = Applicable or Relevant and Appropriate Requirements
CFR = Code of Federal Regulations
USC = U.S Code

Table A-6
Action-Specific Potential Criteria, Advisories, and Guidance to Be Considered

Medium/ Authority	Citation	Status for FS	Requirement Synopsis
EPA	Covers for Uncontrolled Hazardous Waste Sites (EPA/540/2-85-002; September 1985)	TBC	Covers for Uncontrolled Hazardous Waste Sites should include a vegetated top cover, middle drainage layer, and low permeability layer.
EPA	Rules of Thumb for Superfund Remedy Selection (EPA 540-R-97-013, August 1997)	TBC	Describes key principles and expectations, as well as "best practices" based on program experience for the remedy selection process under Superfund. Major policy areas covered are risk assessment and risk management, developing remedial alternatives, and groundwater response actions.
EPA	Land Use in the CERCLA Remedy Selection Process (OSWER Directive No. 9355.7-04, May 1995)	TBC	Presents information for considering land use in making remedy selection decisions at NPL sites.
EPA	Structure and Components of Five-Year Reviews (OSWER Directive 9355.7- 02, May 1991) Supplemental Five-Year Review Guidance (OSWER Directive 9355.7-02A, July 1994) Second Supplemental Five-Year Review Guidance (OSWER 9355.7-03A, December 1995)	TBC	Provides guidance on conducting Five-Year Reviews for sites at which hazardous substances, pollutants, or contaminants remain on-site above levels that allow for unrestricted use and unlimited exposure. The purpose of the Five-Year Review is to evaluate whether the selected response action continues to be protective of public health and the environment and is functioning as designed.
DEC	New York Guidelines for Soil Erosion and Sediment Control	TBC	
DEC	TOGS 1.3.1 Waste Assimilative Capacity Analysis & Allocation for Setting	TBC	Provides guidance to water quality control engineers in determining whether discharges to water bodies have a reasonable potential to violate water quality standards and guidance values.
DEC	TOGS 2.1.1, Guidance on Groundwater Contamination Strategy	TBC	

Table A-6
Action-Specific Potential Criteria, Advisories, and Guidance to Be Considered

Medium/ Authority	Citation	Status for FS	Requirement Synopsis
DEC, Division of Environ-mental Remedi-ation	Technical and Administrative Guidance Memorandum (TAGM) 4031 Fugitive Dust Suppression and Particulate Monitoring Program at Inactive Hazardous Waste Sites	TBC	Provides guidance on fugitive dust suppression and particulate monitoring for inactive hazardous waste sites.
DEC Division of Fish, Wildlife and Marine Resources	Fish and Wildlife Impact Analysis for Inactive Hazardous Waste Sites, October 1994	TBC	Provides rationale and methods for sampling and evaluating impacts of a site on fish and wildlife during the remedial investigation and other stages of the remedial process
DEC TAGM 3028	“Contained-In" Criteria for Environmental Media (November 30, 1992).	TBC	Provides “contained-in” concentrations/ action levels for environmental media and the basis for these criteria.

Notes:
CERLCA = Comprehensive Environmental Response, Compensation, and Liability Act
CFR = Code of Federal Regulations
DEC = Department of Environmental Conservation
EPA = U.S. Environmental Protection Agency
NPL = National Priority List
OSWER = Office of Solid Waste and Emergency Response
SPDES = State Pollution Discharge Elimination System
TBC = To Be Considered
TAGM = Technical and Administrative Guidance Memorandum
TOGS = Technical and Operational Guidance Series

APPENDIX G

Human Health Risk Assessment

APPENDIX G

HUMAN HEALTH RISK ASSESSMENT

AREA OF CONCERN 3 (AOC 3)
NORTHEASTERN INDUSTRIAL PARK
GUILDERLAND, NEW YORK



Prepared for

U.S. Army Corps of Engineers
Baltimore District

March 2016

APPENDIX G

HUMAN HEALTH RISK ASSESSMENT

AREA OF CONCERN 3 (AOC 3)
NORTHEASTERN INDUSTRIAL PARK
GUILDERLAND, NEW YORK

Prepared for

U.S. Army Corps of Engineers
Baltimore District
10 S. Howard Street
Baltimore, Maryland 21201

Prepared by

H2H Associates, LLC

March 2016

TABLE OF CONTENTS

Section **Page**

1.0 HUMAN HEALTH RISK ASSSESSMENT 1-1
- 1.1 SITE HISTORY AND DESCRIPTION 1-1
- 1.2 DATA USED IN THE RISK ASSESSMENT 1-2
- 1.3 IDENTIFICATION OF CHEMICALS OF POTENTIAL CONCERN 1-2
- 1.4 EXPOSURE ASSESSMENT 1-3
  - 1.4.1 Conceptual Site Model 1-3
  - 1.4.2 Potential Receptors and Exposure Pathways at AOC 3 1-4
  - 1.4.3 Quantification of Exposure 1-6
- 1.5 TOXICITY ASSESSMENT 1-7
- 1.6 RISK CHARACTERIZATION 1-8
  - 1.6.1 Outdoor Worker 1-9
  - 1.6.2 Construction Worker 1-9
  - 1.6.3 Student 1-9
  - 1.6.4 Indoor Worker 1-9
  - 1.6.5 Off-Site Resident 1-10
  - 1.6.6 On-Site Resident 1-11
  - 1.6.7 Summary 1-12
- 1.7 UNCERTAINTY ANALYSIS 1-12
  - 1.7.1 Exposure Assessment 1-12
  - 1.7.2 Toxicity Assessment 1-13
- 1.8 SUMMARY AND CONCLUSIONS 1-13

2.0 REFERENCES 2-1

LIST OF ACRONYMS AND ABBREVIATIONS

AOC	area of concern
COPC	chemical of potential concern
DERP	Defense Environmental Restoration Program
DCE	dichloroethene
DOA	Department of the Army
DoD	Department of Defense
FUDS	Formerly Used Defense Site
GURA	Guilderland Urban Renewal Agency
HI	hazard indice
HHRA	human health risk assessment
HQ	hazard quotient
m^3/kg	cubic meters per kilogram
MCL	maximum contaminant limit
mg/kg	milligrams per kilogram
NEIP	Northeast Industrial Park
OSWER	Office of Solid Waste and Emergency Services
PCB	polychlorinated biphenyl
PCE	tetrachloroethene
PEF	particulate emissions factor
RAGS	Risk Assessment Guidance for Superfund
RI	remedial investigation
RSL	regional screening level
SADVA	Schenectady Army Depot, Voorheesville Area
SVOC	semi-volatile organic compound
TCE	trichloroethene
USEPA	U.S. Environmental Protection Agency
UCL	upper confidence limit
µg/L	micrograms per liter
VOC	volatile organic compound

APPENDIX G

HUMAN HEALTH RISK ASSESSMENT

AREA OF CONCERN (AOC) 3, NORTHEASTERN INDUSTRIAL PARK, GUILDERLAND, NEW YORK

1.0 HUMAN HEALTH RISK ASSSESSMENT

The purpose of this human health risk assessment (HHRA) is to evaluate the potential threats associated with the residual contamination at Area of Concern (AOC) 3, located near the northern end of the former Schenectady Army Depot, Voorheesville Area (SADVA). This risk assessment was conducted in accordance with the U.S. Environmental Protection Agency (USEPA) Risk Assessment Guidance for Superfund (RAGS) (USEPA, 1989 and subsequent updates) and current USEPA guidance, including Office of Solid Waste and Emergency Services (OSWER) Directive 9200.1-120 and the OSWER Technical Guide for Assessing and Mitigating the Vapor Intrusion Pathway from Subsurface Vapor Sources to Indoor Air.

1.1 SITE HISTORY AND DESCRIPTION

The history of AOC 3 is summarized below. Detailed information on the site's history, prior investigations, and current site conditions are provided in the Supplemental Remedial Investigation (RI) Report. The report also describes the site's geology and hydrogeology.

The SADVA site is being addressed under the authority of the Defense Environmental Restoration Program for Formerly Used Defense Sites (DERP-FUDS). The SADVA site is DERP-FUDS site number C02NY0002. AOC 3 is a former burn pit within the SADVA.

SADVA is located 0.25 miles southeast of the Village of Guilderland Center, New York. The Department of Defense (DoD) held ownership of the SADVA property from 1941 through 1969. The site was originally constructed as a regulating station and a holding and reconsignment point, and later became a general Army depot. The principal mission of the installation was the receipt, storage, maintenance, and distribution of supply items for the U.S. Department of the Army (DOA).

SADVA was closed in 1969 and most of the SADVA property was sold to the Town of Guilderland Urban Renewal Agency (GURA). GURA leased the property to Galesi Group, Inc., which established the Northeast Industrial Park (NEIP). The NEIP has been in operation as an industrial park since this time. Various open spaces and buildings on the property are leased to tenants. The leased area has been used for manufacturing, maintenance and repair operations, and storage of goods.

AOC 3 is the former Burn Pit Area, and is adjacent to the west and northwest fence lines of SADVA. Off site and adjacent to the fence lines are the Guilderland Central School grounds and a bus maintenance garage for the Guilderland School District. Historical aerial photographs and former employee interviews indicate AOC 3 was used for waste burning and/or disposal.

Historical records for SADVA tend to confirm the presence of a disposal area where materials were burned or otherwise disposed. The historical records and photographs suggest the AOC has been the site of numerous dump areas and pits, and scarred areas that are thought to have been locations where wastes were burned.

Two interim removal actions were completed at AOC 3 between fall 2002 and spring 2003. This removal action consisted of excavating and disposing of waste materials and contaminated soil, followed by backfilling and reseeding the area. In total, 4,000 cubic yards of waste material and soil was removed.

After completion of the interim removal actions, a groundwater monitoring program was initiated. Groundwater monitoring is ongoing at the site and currently includes sampling permanent monitoring wells and the irrigation wells used by the school to water the playing fields. In addition, in 2013/2014, temporary monitoring wells were installed to collect additional groundwater characterization data. In 2013/2014, soil gas samples were collected at 23 locations, and one indoor air sample was collected inside the school maintenance garage (Building #2) and one outdoor air sample was collected simultaneously adjacent to this building.

1.2 DATA USED IN THE RISK ASSESSMENT

The risk assessment evaluated the following datasets:

- Subsurface soil samples collected as confirmation samples for the interim removal action;
- Groundwater samples collected from permanent monitoring wells, irrigation wells, and temporary monitoring wells; and
- Soil gas and indoor air samples collected in 2013/2014.

The historical data for the site are presented in the Supplemental RI report.

1.3 IDENTIFICATION OF CHEMICALS OF POTENTIAL CONCERN

To identify the chemicals of potential concern, the maximum detected concentration of each analyte was compared to the following screening values:

- Soil: June 2015 U.S. Environmental Protection Agency (USEPA) residential soil regional screening levels (RSLs) (cancer risk = 1E-06 and non-cancer hazard quotient = 0.1);
- Groundwater: June 2015 USEPA tap water RSLs (cancer risk = 1E-06 and non-cancer hazard quotient = 0.1);
- Indoor air and soil gas: June 2015 USEPA residential air RSLs (cancer risk = 1E-06 and non-cancer hazard quotient = 0.1).

To account for potential contaminant attenuation as the soil gas migrates across the foundation and into the building, the maximum detected soil gas concentration was multiplied by 0.1 prior to comparison against the RSL.

Calcium, magnesium, potassium, and sodium were not identified as chemicals of potential concern because of their status as essential nutrients. The identification of the chemicals of potential concern is presented in RAGS Part D Tables 2.1 through 2.3. As shown in these tables, all organic compound detections reported for the soil samples are less than the screening value.

Chromium in the environment is present as either hexavalent chromium or trivalent chromium. As indicated by their respective screening values of 0.3 mg/kg for hexavalent chromium and 12,000 mg/kg for trivalent chromium, the hexavalent form is considerably more toxic than the trivalent form. Because the soil samples were not speciated, it is not known how much of the total chromium concentrations represent the hexavalent form versus the trivalent form. For the HHRA, it was necessary to assume a ratio of hexavalent chromium to trivalent chromium. In calculating a soil screening level for total chromium, the USEPA RSL table assumes a ratio of 1 part hexavalent chromium to 6 parts trivalent chromium. This ratio was used to estimate the maximum hexavalent chromium and trivalent chromium concentrations in site soil.

1.4 EXPOSURE ASSESSMENT

The objective of the exposure assessment is to estimate the type and magnitude of potential exposures to chemicals of potential concern at the site. The exposure assessment includes identification of potential exposure pathways, receptors, and exposure scenarios, and quantification of exposure. Characterization of the exposure setting and identification of all potentially exposed receptors and exposure pathways are discussed in this section. The potential exposure routes are summarized in RAGS Part D Table 1.

1.4.1 Conceptual Site Model

For the AOC 3 area, the primary source of contamination is the former waste burning and/or waste disposal conducted at the Burn Pit area. As presented in the Supplemental RI report, historical investigations found that site soil had been contaminated with volatile organic compounds (VOCs), semi-volatile organic compounds (SVOCs), polychlorinated biphenyls (PCBs), pesticides and metals. Some of the VOCs migrated to the underlying groundwater through vertical leaching with precipitation. In addition, some of the contaminated soil was found on the Guilderland school property. The 2002/2003 interim action removed all of the contaminated soil from the school property and most of the contaminated soil from the former Burn Pit. Minor detectable concentrations of some compounds remain in soil at depth (16 to 20 feet below ground surface).

The direction of groundwater flow in the shallow aquifer is to the northwest, based on previous groundwater elevation measurements conducted at the site. A groundwater contaminant plume extends from the AOC 3 burn pit area northwest onto the school property as evidenced from the past sampling events. The primary groundwater contaminants are trichloroethene (TCE), tetrachloroethene (PCE), cis-1,2-dichloroethene (cis-1,2-DCE), and vinyl chloride. Contaminant concentrations have decreased with time. During the recent supplemental RI sampling events, TCE was detected in monitoring wells MW-8, MW-9, and MW-10 at relatively low concentrations. The sample from MW-10 showed a concentration of 5.55 µg/L in April 2014 and 1.1 µg/L in May 2015. The samples from MW-8, located on the NEIP/School border, detected TCE at 6.26 µg/L in June 2013 decreasing to 3.7 µg/L in April 2014. The last sampling events for MW-9 (April 2014 and July 2015) showed a decline in the TCE concentration to less than the MCL for the first

time since the onset of sampling (3.72 µg/L and 1.0 µg/L, respectively). Low concentrations of chlorinated ethenes have been reported for samples collected north of Black Creek.

The 2013/2014 soil vapor investigation identified PCE, TCE, cis-1,2-DCE, and vinyl chloride in the soil gas. Soil gas samples were collected beneath buildings (sub-slab) and in areas not beneath a building footprint. The subslab samples indicated only low to non-detect concentrations of the chlorinated ethenes with the exception of the subslab sample in Building #2 – Maintenance Garage on the school property. This sub-slab sample had a relatively high PCE concentration. An indoor air sample subsequently collected from this building had a PCE concentration approximately 2 orders magnitude lower than the sub-slab sample. As described in the Supplemental RI report, the PCE beneath Building #2 is thought to be from local sources and not from the AOC 3 burn pit area.

1.4.2 Potential Receptors and Exposure Pathways at AOC 3

In HHRAs, receptors are people who may be exposed to site contaminants. Exposure pathways are the courses a chemical or physical agent takes from a source to an exposed individual. An exposure pathway describes a unique mechanism by which an individual or population is exposed to chemicals or physical agents at or originating from a site. Each exposure pathway includes a source or release from a source, an exposure point, and an exposure route. If the exposure point differs from the source, a transport/exposure medium (*e.g.*, air) or media (in cases of intermedia transfer) is also included. Identification of potential receptors and exposure pathways is based on the site's current and reasonably foreseeable future land use. The NEIP current land use is industrial, and current receptors consist of outdoor workers and indoor workers. Based on future land use plans described in the NEIP Environmental Impact Statement (Galesi Group, 2005), future land use at NEIP will remain industrial. Thus, future receptors will include outdoor workers, indoor workers, and construction workers (if the building were to be modified or a new building constructed). Downgradient of the NEIP, current land use includes the Guilderland High School and the Guilderland School Bus Garage. Based on the land use categories used for determining soil cleanup objectives, the school property is considered under restricted residential land use. This definition includes properties that have a common ownership or a single owner/managing entity of the site and includes active recreational uses, which the recreation fields at the Guilderland High school would be considered (NYSDEC, 2006). Potential receptors on the school property include indoor workers, outdoor workers, and students. The reasonably foreseeable use of the school property is continued use as a high school and bus maintenance facility. Residential property is located further to the west and north of this area. Because groundwater is shallow and flows in a northwesterly direction, VOCs may volatilize from shallow groundwater into enclosed buildings or impact irrigation wells used by the school.

The potential current and future human receptors and exposure pathways for AOC 3 are discussed below and listed in RAGS Part D Table 1.

Soil

Because the historical contamination was buried, the post-excavation soil samples were collected from subsurface soil. Under current land use, there is no complete exposure pathway for subsurface soil.

In the future, construction activities might expose the subsurface soil, bringing it to the ground surface and mixing it with surface soil. Because of these potential soil mixing activities, the future surface soil is assumed to be a mixture of current surface soil and subsurface soil. Under these potential future site conditions, construction workers, outdoor maintenance workers, indoor workers employed at the NEIP or the school, and students could contact what is now subsurface soil. The site is not residential nor is it planned to be converted to residential use. Regardless, hypothetical future residents were assessed as potential receptors in order to evaluate the most conservative, unrestricted use/unrestricted exposure scenario. In summary, the potential receptors for future contact with soil consist of:

- Outdoor maintenance worker at the NEIP (adult),
- Indoor worker at the NEIP (adult),
- Construction worker (adult),
- Student trespasser (adolescent), and
- Resident (child, adult, and age-adjusted).

Of the above receptors, potential risks to the indoor worker from exposure to soil were not quantified because they would be less than those for the outdoor maintenance worker. The outdoor worker, construction worker, student trespasser, and hypothetical resident could be exposed to soil contaminants via incidental ingestion, dermal contact, and inhalation of fugitive dust emissions.

Groundwater

There is no known use of groundwater in this area other than the use of groundwater as irrigation water by the Guilderland Central School. The NEIP is supplied by the Town of Guilderland Water Department, as are residents north and west of NEIP and the Guilderland Nursing Home. The town's water is obtained from the Watervliet Reservoir and three town wells, and is processed at the Guilderland Water Treatment Plant. Additional treated water is obtained from the City of Albany. Although groundwater is not known or expected to be used in the area, it is uncertain whether all homes in this area have converted to the public drinking water supply. There may still be a few homes or businesses that use private wells for drinking water or other purposes. The Guilderland Central School currently draws irrigation water from a well field located across Black Creek from AOC 3.

Under current site conditions, the only potential exposure pathway for groundwater is incidental contact by an outdoor maintenance worker or student with the irrigation water used by the school. A student would be exposed only if he/she was on the playing fields while the irrigation wells were operating. Because the groundwater contaminants are volatile, contaminants in the irrigation water would readily disperse into the atmosphere and any associated exposure would be negligible. For this reason, the risk assessment did not quantify exposure of the outdoor worker or student to groundwater contaminants in the irrigation water.

In the future, it is possible, but unlikely, for a potable water supply well to be installed in the shallow aquifer. In this situation, the following individuals could be exposed to groundwater contaminants:

- Outdoor workers and indoor workers at the NEIP and Guilderland Central School (adult);
- Students at the Guilderland Central School (adolescent); and
- Nearby residents (adult, child, and age-adjusted).

Based on the depth to groundwater and fact that excavations are dewatered if they intersect the water table, construction workers are unlikely to be exposed to site groundwater. Because the potential risks for workers and students who use the groundwater as a potable water supply are less than the risks for residents, the HHRA quantified potential risks only for the hypothetical resident receptor.

Soil Gas

As stated previously, PCE, TCE, cis-1,2-DCE, and vinyl chloride were detected in soil gas samples collected at the site. These volatile contaminants may migrate through foundations and accumulate in buildings, such as the warehouse, school, and nearby homes. The current and potential future receptors identified for the vapor intrusion pathway consist of:

- Indoor workers at the NEIP, Guilderland Central School, and Guilderland Nursing Home (adult);
- Students at the Guilderland Central School (adolescent); and
- Residents, including residents of the Guilderland Nursing Home and nearby homes (adult, child, and age-adjusted).

The above receptors may be exposed to soil gas contaminants through inhalation.

1.4.3 Quantification of Exposure

There are two steps for quantifying exposure: estimating the exposure point concentration, and calculating the chronic daily intake. The following approach was used to identify the exposure point concentrations:

- Soil: The EPA statistical software ProUCL Version 5.00.00 was used to calculate the 95 percent upper confidence limit (UCL) of the mean soil concentration. For chemicals with fewer than six detections in the soil dataset, such as antimony, the maximum detection was the exposure point concentration. To calculate the hexavalent chromium 95 percent UCL, the hexavalent chromium to trivalent chromium ratio of 1:6 was applied to the total chromium 95 percent UCL.
- Groundwater: Because groundwater concentrations have decreased with time, the most recent groundwater data were used to identify the exposure point concentrations. Separate exposure point concentrations were identified for offsite (north of Black Creek) and onsite receptors. The offsite dataset consisted of the 2013/2014 samples from temporary monitoring wells STW-12, STW-15, STW-16, and DTW-5, and the most recent data for irrigation wells #2, #3, #4, and #5. The onsite data set consisted of the last sample collected from each permanent monitoring well. If available, permanent monitoring well data are preferred over temporary well data because the permanent wells are constructed with a longer screened interval, and thus provide a better approximation of the groundwater

conditions to which someone might be exposed. Because the permanent monitoring well data are more recent than the temporary well data, the permanent well data provide a better estimate of future exposure point concentrations. Finally, several permanent monitoring wells were positioned to replicate temporary monitoring well locations. Depending on the well, the last sample was collected in 2014 or 2015.

- Soil gas: Similar to groundwater, the soil gas dataset was divided into offsite (north of Black Creek) and onsite samples. For specific receptors, such as students and school workers, the exposure point concentrations were based on the soil gas sample(s) closest to the building. To evaluate potential risks associated with future building construction, 95 percent UCLs were calculated using data for locations SG-1 through SG-5, SG-8, SG-9, SG-13 through SG-16, and SG-18 through SG-22. These sample locations span the area with the highest soil gas concentrations and provide a large enough dataset to support UCL calculations. The soil gas exposure point concentration was multiplied by 0.1 to account for attenuation across the foundation.

The exposure point concentrations for each chemical of potential concern are provided in Tables 3.1 through 3.4. Table 3.4 presents the estimated air concentrations for fugitive dust emissions from soil. For receptors not involved with excavation activities, the air concentrations were estimated using the default particulate emissions factor (PEF) of 1.36×10^9 cubic meters per kilogram (m^3/kg). For construction workers, a site-specific PEF was calculated in accordance with the Supplemental Guidance for Developing Soil Screening Levels for Superfund Sites (USEPA, 2002). A site-specific PEF of 7×10^6 m^3/kg was estimated.

Standard equations and default exposure assumptions were used to calculate the chronic daily intakes. Because the student receptor is site-specific, and not a default receptor, site-specific assumptions regarding exposure frequency and duration were identified. The exposure assumptions are listed in Tables 4.1 through 4.15.

1.5 TOXICITY ASSESSMENT

Toxicity values (e.g., reference doses, reference concentrations, cancer slope factors, and inhalation unit risks) were obtained from various sources, USEPA and non-USEPA, in accordance with the hierarchy outlined in Office of Solid Waste and Emergency Response Directive 9285.7-53. If a value was not found in any of the sources listed in this Directive, the value listed in the RSL tables was used. Dermal reference doses and cancer slope factors were estimated from oral values in accordance with RAGS Part E, Supplemental Guidance for Dermal Risk Assessment (USEPA, 2004). The toxicity values are listed in Tables 5.1, 5.2, 6.1, and 6.2.

A toxicity value was not identified for thallium. USEPA has performed toxicity reviews for thallium as part of the Integrated Risk Information System (IRIS) and Provisional Peer Reviewed Toxicity Value (PPRTV) programs. In 2009, USEPA's IRIS program concluded that "the available toxicity database for thallium contains studies that are generally of poor quality" and that these studies have a number of uncertainties. The uncertainties include high background incidence of hair loss, lack of histopathological examination of skin tissue in low- and mid-dose groups, and inadequate examination of objective measures of neurotoxicity. Thus, the IRIS program did not derive any toxicity values for thallium. Similarly, in 2010, USEPA's PPRTV evaluated the

available toxicity information for thallium and concluded that it is "inappropriate" to derive an RfD for thallium. However, the PPRTV provided a provisional screening RfD for thallium of 1E-05 but indicated that "there is considerably more uncertainty associated with the derivation of a supplemental screening toxicity value" than a PPRTV. Because of this high uncertainty in regards to this "screening" toxicity value, and due to the fact there was only one sample above background values, risk due to thallium was not quantified. The potential uncertainty associated with not quantifying risks for thallium is evaluated in Section 1.7.2.

1.6 RISK CHARACTERIZATION

The risk calculations are presented in Tables 7.1 through 7.8 and Tables 8.1 through 8.6. The risks and non-cancer hazards are summarized in Tables 9.1 through 9.7. Non-cancer hazard quotients (HQIs) and cancer risks are calculated as follows:

- Non-cancer HQs for ingestion and dermal contact equal the chronic daily intake divided by the reference dose.
- Non-cancer HQs for inhalation equal the adjusted air concentration divided by the reference concentration.
- Incremental lifetime cancer risks from ingestion and dermal contact are calculated by multiplying the chronic daily dose by the cancer slope factor.
- Incremental lifetime cancer risks from inhalation equal the adjusted air concentration multiplied by the inhalation unit risk.

Non-cancer effects are based on the threshold concept: there is a dose above which there is a threat to human health and below which there is no threat. The reference dose is the threshold dose, or the quantity of chemical taken in by the body that poses no threat to human health, including to sensitive subpopulations such as children or pregnant women. The non-cancer HQ is the ratio of the chronic daily intake to the reference dose. In a given medium, the HQ for each chemical is summed to yield the non-cancer hazard index (HI). To provide the total HI for a given receptor, the HIs for all exposure media (e.g., soil, soil gas, groundwater) are summed. A non-cancer HI equal to 1 does not pose a threat to human health, but an HI greater than 1 indicates the potential for an adverse health effect. For the initial risk characterization, the HI is calculated without considering how the different chemicals affect the body. If the HI is greater than 1, then the HI is divided up by the various organs that the different chemicals might affect. It is assumed that chemicals that affect the same organ will act together in a cumulative fashion, while chemicals that affect different organs will not interact with each other. Thus, if all target organ HIs are equal to or less than 1, there is no threat to human health.

The cumulative cancer risk is the sum of the incremental lifetime cancer risks calculated for each chemical in each exposure medium. For cancer risk, it is assumed that any dose has the potential to induce cancer. The lower the dose, the less potential there is for cancer induction. EPA has identified a target cancer risk above which the risks are considered to be unacceptable. This risk range is 1E-06 (one in one million) to 1E-04 (one in ten-thousand). Risks that fall within this range generally do not warrant remediation. Risks less than the target risk range are considered to pose a negligible threat to human health.

The cancer risks and non-cancer HIs are described below.

1.6.1 Outdoor Worker

The outdoor maintenance worker may be exposed to future surface soil (i.e., subsurface soil mixed with current surface soil because of future excavation activities) via incidental ingestion, dermal contact, and inhalation of volatile or fugitive dust emissions. As summarized in Table 9.1, the cumulative cancer risk estimated for the outdoor worker's potential exposure to soil is 3E-06, and the non-cancer HI is 0.2. The cancer risk falls is on the low end of the USEPA target risk range (1E-06 to 1E-04) and the non-cancer HI is less than the target value of 1.

1.6.2 Construction Worker

Similar to the outdoor maintenance worker, the future construction worker could be exposed to soil contaminants through incidental ingestion, dermal contact, and inhalation of volatile and fugitive dust emissions. Because of the dust-generating potential of construction activities, the inhalation exposure route is of particular importance to the construction worker. The construction worker's risks and hazards are summarized in Table 9.2. The estimated cancer risk, 7E-07, is less than the USEPA target risk range. The total non-cancer HI is 1, indicating that non-cancer effects are not expected for the construction worker.

1.6.3 Student

Under current site conditions, the student may be exposed to PCE and TCE via vapor intrusion. Soil gas sample SG-6, collected approximately 200 feet east of the school buildings, had detections of both TCE and PCE. PCE and TCE were not detected in sample SG-7, which was collected south of SG-6 and closer to some of the school buildings. Because it is possible, although unlikely, for the vapors at location SG-6 to migrate into the school building, the HHRA conservatively evaluated this sample's data. As shown on Table 7.1 and Table 8.1, the estimated non-cancer HI (0.01) and cancer risk (6E-09) are well below any risk threshold. Under future conditions, the student may be exposed to both soil and soil gas contaminants. For these combined exposure media, the estimated cumulative cancer risk is 7E-07, which is less than the USEPA target risk range (Table 9.3). The non-cancer HI is 0.2, less than the target value of 1.

1.6.4 Indoor Worker

Indoor workers may be exposed to site contaminants primarily through vapor intrusion. Three indoor worker exposure scenarios were quantified: school worker; NEIP worker; and indoor worker at a future onsite building. The risks and HIs for these scenarios are summarized on Table 9.4. Potential risks to the offsite worker were not quantified because they would be less than the cancer risks for the offsite resident.

As summarized in Table 9.4, the soil gas data resulted in the following risks and non-cancer HIs:

- Current/future indoor school worker: cancer risk of 6E-08 and HI of 0.02;
- Current/future NEIP worker: cancer risk of 1E-08 and HI of 0.005; and

- Worker in a future building constructed in the area of highest soil gas concentrations: cancer risk of 6E-05 and HI of 19.

The estimated cancer risks and non-cancer HIs indicate no threat to human health for people who work in the buildings currently onsite. These numbers were based on soil gas concentrations for samples collected near the buildings. Each location was sampled once. Because soil gas moves, soil gas concentrations can vary with time and space. Comparison of soil gas concentrations to the groundwater concentrations indicates that the highest soil gas concentrations were found near the highest groundwater concentrations, which is to be expected given that the soil gas contaminants volatilized from the groundwater. In 2014, the highest groundwater concentrations were observed at MW-10, which is not near an existing building.

Soil gas concentrations also vary with time. The soil gas samples (both subsurface, subslab and indoor air) were collected over a minimum 8-hour period, and thus reflect average conditions across that sampling time. Soil gas concentrations near and beneath a building vary seasonally as the building switches from heating to cooling. Because only one soil gas sample was collected from each location, the extent of seasonal variation in the soil gas concentrations is not known. It is possible that, during different times of the year, soil gas concentrations and corresponding indoor air concentrations could be higher than those reported for the samples. For the soil gas contaminants to pose a threat to workers in the existing buildings, soil gas concentrations would need to be 50 times higher in the vicinity of the school and 200 times higher beneath the NEIP building than the concentrations detected during the supplemental RI.

As noted above, the highest soil gas concentrations were reported for samples collected near MW-10. There are no buildings in this area. In the future, however, a building could be constructed in the vicinity of MW-10. The cancer risk estimated for a worker in this potential future building falls within the EPA target risk range of 1E-06 to 1E-04. The non-cancer HI for this future receptor, however, is 19, which is greater than the target value of 1. This HI is due entirely to TCE. Epidemiological studies indicate that exposure of the fetus to TCE during the first trimester of pregnancy can cause adverse developmental effects, such as congenital heart defects (EPA, 2011). EPA included these studies in development of the toxicity values for TCE that were used in this risk assessment. These toxicity values are chronic, meaning that they are used to evaluate potential threats to someone who is exposed over an extended period of time, typically more than 7 years. With TCE, however, even short periods of exposure by a pregnant woman could cause fetal heart defects if the concentration is high enough. To ensure protection of a fetus, a TCE HQ greater than 3 is assumed to pose a potential threat to fetal development regardless of exposure duration. The TCE HQ estimated for the potential future building near MW-10 is greater than 3. Based on these calculations, a future building constructed near MW-10 would need controls or systems to mitigate vapor intrusion.

Soil gas contaminants do not appear to pose a threat to current indoor workers via the vapor intrusion pathway. The cancer risk estimated for the user of a future building falls within the USEPA target risk range. The non-cancer HI for this future receptor, however, is greater than 1, due entirely to TCE.

1.6.5 Off-Site Resident

For the resident, the non-cancer hazards are calculated separately for the adult resident and child resident. Typically the child resident provides the most conservative, non-cancer hazard analysis. Cancer risks are calculated for the age-adjusted resident, which is an individual who lives at the site from childhood through adulthood. The age-adjusted resident provides a more conservative calculation than estimating the risks separately for a child resident and an adult resident. For this reason, non-cancer hazards are presented for the adult and child residents, and cancer risks are presented for the age-adjusted resident.

The off-site resident could be exposed only to soil gas via vapor intrusion and groundwater. The offsite resident risks are summarized in the table below. The non-cancer HIs across all exposure media, 0.5 for the child resident and 0.4 for the adult resident, are less than 1, indicating no potential for non-cancer effects. The cancer risk of 3E-05 is within the USEPA target risk range (1E-06 to 1E-04).

Receptor	Soil Gas HI/risk	Groundwater HI/risk	Total HI/risk
Child Resident	0.08	0.4	0.5
Adult Resident	0.08	0.3	0.4
Age-adjusted Resident	3E-07	3E-05	3E-05

1.6.6 On-Site Resident

The NEIP property's current and expected future land use is industrial. The school property's current and expected future land use is to remain an educational institution. Based on the reasonably foreseeable use of each property, it is unlikely that someone would ever reside on the site. The hypothetical on-site resident was evaluated, however, to provide a conservative evaluation of potential threats to human health. It is assumed that a hypothetical future resident would be exposed to subsurface soil that has been brought to the ground surface through future excavation activities. In addition, it is assumed that the future resident would obtain his/her drinking water from the site groundwater, and would be exposed to soil gas contaminants through the vapor intrusion pathway.

The hazards and risks for hypothetical, future on-site residents are summarized in Tables 9.5 through 9.7 and listed below.

- Child resident: total non-cancer HI of 84, with HIs for neurological system, development, and immune system greater than 1. The primary risk drivers are PCE and TCE in indoor air.
- Adult resident: total non-cancer HI of 81 with neurological, development, and immune system HIs greater than 1. The primary risk drivers are PCE and TCE in indoor air.
- Age-adjusted resident: cumulative cancer risk of 3E-04, which is greater than the USEPA target risk range. The primary risk driver is TCE in indoor air.

Epidemiological studies indicate that exposure of the fetus to TCE during the first trimester of pregnancy can cause adverse developmental effects, such as congenital heart defects (USEPA, 2011). EPA included these studies in development of the toxicity values for TCE that were used in this risk assessment.

As discussed above for the indoor worker, a TCE HQ greater than 3 is assumed to have the potential for adverse effects to fetuses regardless of exposure duration. The HIs calculated for the hypothetical, future on-site residents exceed 3. A future residence constructed at the site would require measures to mitigate vapor intrusion.

1.6.7 Summary

In summary, current and potential future site conditions do not pose a threat to the outdoor worker, student, indoor school worker, indoor NEIP worker, and offsite resident. Potential threats were identified for the indoor worker in a future building constructed near the soil gas hot spot, and hypothetical onsite resident. Risk drivers consist of PCE and TCE in indoor air.

1.7 UNCERTAINTY ANALYSIS

At any site, it is possible that there are more chemicals present than identified in the sampling and analysis effort. At AOC 3, this possibility is minimized by the historical soil removal action and the analysis of the soil confirmation samples for a full suite of analytes including VOCs, SVOCs, pesticides, PCBs, and metals. In addition, validation of the soil, groundwater, and soil gas data used in the HHRA minimizes the uncertainty associated with quantifying contaminant concentrations. Thus, there should be minimal uncertainty associated with chemical identification and quantification.

1.7.1 Exposure Assessment

When evaluating exposure, probable scenarios are developed to estimate conditions and duration of human contact with COPCs. Scenarios are based on observations or assumptions about the current or potential activities of human populations which could result in direct exposure. To prevent underestimations of risk, scenarios incorporate exposure levels, frequencies, and durations at or near the top end of the range of probable values. This approach is sometimes termed a reasonable maximum exposure, one that may be at the high end of a range of exposures but still probable.

Default values, such as ingestion rates, were used in the exposure calculations to quantify intakes. Although these values are based on USEPA-validated data, there is uncertainty in the applicability of such values to any particular exposed population or individual. To address this uncertainty, default values are typically selected to err on the side of conservatism.

The hexavalent chromium concentration was estimated by assuming that total chromium consists of one part hexavalent chromium to six parts trivalent chromium. Depending on the actual amount of hexavalent chromium present in site soil, this assumption may overestimate or underestimate potential risks.

For the HHRA, it was assumed that future excavation/re-development activities would bring contaminated subsurface soil to the ground surface. This turning over of the soil would likely mix the soil to a greater degree than is accounted for in the UCL calculations. It is likely that the soil

exposure point concentrations used in the HHRA overestimate potential exposure, and thus potential risk.

1.7.2 Toxicity Assessment

All toxicity values were obtained in accordance with USEPA guidance. For some chemical substances, there is little or no toxicity information available and, for many chemicals, the available data are typically from animal studies. The relative strength of the available toxicological information generates some uncertainty in the evaluation of possible adverse health effects and the exposure level at which they may occur. To account for this uncertainty, the toxicity values developed from epidemiological studies are calculated in a conservative manner. While new epidemiological studies may indicate that existing toxicity values are not sufficiently protective, it is expected that the general approach to toxicity assessment would tend to err on the side of overestimating potential risks.

Numerical toxicity values for dermal exposure have not been developed by USEPA. To quantify risk from dermal exposure, route to route extrapolation of the oral toxicity value to a dermal toxicity value was used. Because of potential differences in patterns of distribution, metabolism, and excretion between oral and dermal routes of exposure, use of oral toxicity values for dermal exposure may over- or underestimate risk, depending on the chemical.

As described in Section 1.5, a reference dose was not identified for thallium. This approach could underestimate the potential effects associated with exposure to thallium. This uncertainty is mitigated by the observation that only the maximum thallium detection is greater than the background levels. All of the other thallium detections were consistent with background levels. These results indicate limited potential for widespread thallium contamination in site soil.

1.8 SUMMARY AND CONCLUSIONS

In summary, evaluation of data for soil, groundwater, and soil gas identified no threats to human health under current site conditions. If a building is constructed over the area of highest soil gas concentrations, the vapor intrusion pathway may pose a threat to the indoor worker depending on the degree of contaminant attenuation that occurs as the soil gas migrates into the building. In addition, potential risks were identified for hypothetical, future on-site residents. The risk drivers for the on-site resident receptor are PCE and TCE in soil gas.

2.0 REFERENCES

Clough, Harbour & Associates LLP, 2005. Draft Generic Environmental Impact Statement, Northeastern Industrial Park, Town of Guilderland, Albany County, New York. Prepared for Galesi Group, Guilderland Center, New York. June 6, 2005.

NYSDEC and NYSDOH, 2006, New York State Brownfield Cleanup Program, Development of Soil Cleanup Objectives, Technical Support Document, September

USEPA, 1989. Risk Assessment Guidance for Superfund (RAGS), Volume 1 – Human Health Evaluation Manual (Part A). Interim final. U.S. Environmental Protection Agency, Office of Emergency and Remedial Response. Washington, DC. EPA/540/1-89/002.

USEPA, 2002. Supplemental Guidance for Developing Soil Screening Levels for Superfund Sites. OSWER 9355.4-24, December.

USEPA, 2004. Risk Assessment Guidance for Superfund (RAGS), Volume 1 – Human Health Evaluation Manual (Part E: Supplemental Guidance for Dermal Risk Assessment) Interim. OSWER 9285.7-02EP, July.

USEPA, 2011. Toxicological Review of Trichloroethylene in Support of Summary Information on the Integrated Risk Information System. EPA/635/R-09/011F.

RAGS Part D TABLES

RAGS Part D TABLES

Table 1

SELECTION OF EXPOSURE PATHWAYS

AOC 3, Former Schenactady Army Depot, New York

Scenario Timeframe	Medium	Exposure Medium	Exposure Point	Receptor Population	Receptor Age	Exposure Route	On-Site/ Off-Site	Type of Analysis	Rationale for Selection or Exclusion of Exposure Pathway
Current	Soil Gas	Indoor Air	Onsite and Offsite Receptors	Indoor Worker	Adult	Inhalation	On-site and off-site	Quant	Under current conditions, soil vapors could migrate into buildings on the site or offsite.
				Students	Adolescent	Inhalation	On-Site	Quant	Soil vapors could migrate into the school.
				Resident	Child	Inhalation	Off-Site	Quant	Soil vapors could migrate into offsite residences.
					Adult	Inhalation	Off-Site	Quant	Soil vapors could migrate into offsite residences.
					Age-Adjusted	Inhalation	Off-Site	Quant	Soil vapors could migrate into offsite residences.
	Groundwater	Groundwater	Irrigation Water	Student	Adolescent	Dermal Absorption	On-site	None	Potential risks associated with exposure to irrigation water are negiligible.
						Ingestion Inhalation	On-site	None	
				Outdoor Worker	Adult	Dermal Absorption	On-site	None	Potential risks associated with exposure to irrigation water are negiligible.
						Ingestion	On-site	None	
Future	Groundwater	Groundwater	Potable Water Supply Well	Resident	Child	Dermal Absorption	On-site and Off-site	Quant	Given that the availability of municipal water, it is unlikely that a potable well would be installed in the site's shallow aquifer. This scenario was included to provide evaluation of all potential exposure scenarios.
						Ingestion		Quant	
						Inhalation		Quant	
					Adult	Dermal Absorption	On-site and Off-site	Quant	
						Ingestion		Quant	
						Inhalation		Quant	
					Age-Adjusted	Dermal Absorption	On-site and Off-site	Quant	
						Ingestion		Quant	
						Inhalation		Quant	
				Student	Adolescent	Dermal Absorption	On-site	None	Potential risks to students who use contaminated groundwater as a potable water supply will be bounded by those estimated for the future resident receptor.
						Ingestion Inhalation	On-site	None	
				Indoor/Outdoor Worker	Adult	Dermal Absorption	On-site	None	Potential risks to commercial workers who use contaminated groundwater as a potable water supply will be bounded by those estimated for the future resident receptor.
						Ingestion Inhalation	On-site	None	
				Construction Worker	Adult	Dermal Absorption	On-site	None	It is unlikely that a construction worker would contact the contaminated groundwater.
						Ingestion Inhalation	On-site	None	

Table 1

SELECTION OF EXPOSURE PATHWAYS

AOC 3, Former Schenactady Army Depot, New York

Scenario Timeframe	Medium	Exposure Medium	Exposure Point	Receptor Population	Receptor Age	Exposure Route	On-Site/ Off-Site	Type of Analysis	Rationale for Selection or Exclusion of Exposure Pathway
Future	Soil	Soil	Onsite Soil	Student	Adolescent	Dermal Absorption Ingestion inhalation	On-site	Quant	If future excavation activities uncover the contaminated subsurface soil, students who trespass on the NEIP could be exposed to soil contaminants.
				Resident	Child	Dermal Absorption Ingestion inhalation	On-site	Quant	If future excavation activities uncover the contaminated subsurface soil, hypothetical residents could be exposed to soil contaminants.
					Adult	Dermal Absorption Ingestion inhalation	On-site	Quant	
					Age-Adjusted	Dermal Absorption Ingestion inhalation	On-site	Quant	
				Outdoor Worker	Adult	Dermal Absorption Ingestion	On-site	Quant	If future excavation activities uncover the contaminated subsurface soil, outdoor maintenance workers could be exposed to soil contaminants.
				Indoor Worker	Adult	Ingestion	On-site	None	Any potential risks to the indoor worker would be bounded by those estimated for the outdoor worker.
				Construction Worker	Adult	Dermal Absorption Ingestion inhalation	On-site	Quant	If excavation activities uncover subsurface soil, construction workers could be exposed to the soil contaminants.
Future	Soil Gas	Indoor Air	Onsite and Offsite Receptors	Indoor Worker	Adult	Inhalation	On-site and off-site	Quant	Soil vapors could migrate into buildings on the site or offsite.
				Students	Adolescent	Inhalation	On-Site	Quant	Soil vapors could migrate into the school.
				Resident	Child	Inhalation	On-site and off-site	Quant	Soil vapors could migrate into offsite residences or future hypothetical onsite residences.
					Adult				
					Age-Adjusted				

Table 2.1

Soil

OCCURRENCE, DISTRIBUTION AND SELECTION OF CHEMICALS OF POTENTIAL CONCERN

AOC 3, Former Schenactady Army Depot, New York

Scenario Timeframe: Future
Medium: Soil
Exposure Medium: Soil
Exposure Point: Site Soil

CAS Number	Chemical	Maximum Concentration	[1]	Maximum Qualifier	Units	Location of Maximum Concentration	Concentration Used for Screening	[2]	Screening Value	[3]	COPC Flag	Rationale for Selection or Deletion [4]
72-54-8	4,4'-DDD	0.0026		J	mg/kg	PES-1-NEB	2.6E-03		2.3E+00	C	NO	**BSL**
72-55-9	4,4'-DDE	0.0238			mg/kg	PES-1-NEB	2.4E-02		2.0E+00	C	NO	**BSL**
50-29-3	4,4'-DDT	0.095		I	mg/kg	PES-1-NEB	9.5E-02		1.9E+00	C	NO	**BSL**
7429-90-5	Aluminum	29700			mg/kg	EX1-Post-F2	3.0E+04		7.7E+03	N	YES	**ASL**
7440-36-0	Antimony	3.39			mg/kg	Composite IV	3.4E+00		3.1E+00	N	YES	**ASL**
7440-38-2	Arsenic	11.5			mg/kg	Composite IV	1.2E+01		6.8E-01	C	YES	**ASL**
7440-39-3	Barium	123.0			mg/kg	EX1-Post-F2	1.2E+02		1.5E+03	N	NO	**BSL**
7440-41-7	Beryllium	1.5		J	mg/kg	EX1-Post-E2	1.5E+00		1.6E+01	N	NO	**BSL**
7440-43-9	Cadmium	54.4			mg/kg	EX1-Post-F2	5.4E+01		7.1E+00	N	YES	**ASL**
7440-70-2	Calcium	4230.0			mg/kg	EX1-Post-F2	4.2E+03		0.0E+00		NO	**NUT**
18540-29-9	Chromium	40.2			mg/kg	EX1-Post-F2	4.0E+01		3.0E-01	C	YES	**ASL**
7440-48-4	Cobalt	26.5			mg/kg	EX1-Post-F2	2.7E+01		2.3E+00	N	YES	**ASL**
7440-50-8	Copper	68.6			mg/kg	EX1-Post-F2	6.9E+01		3.1E+02	N	NO	**BSL**
7439-89-6	Iron	48700.0			mg/kg	EX1-Post-F2	4.9E+04		5.5E+03	N	YES	**ASL**
7439-92-1	Lead	316.9			mg/kg	EX1-Post-W1	3.2E+02		4.0E+02		NO	**BSL**
7439-95-4	Magnesium	11300.0			mg/kg	EX1-Post-F2	1.1E+04		0.0E+00		NO	**NUT**
7439-96-5	Manganese	832.0			mg/kg	EX1-Post-F2	8.3E+02		1.8E+02	N	YES	**ASL**
7487-94-7	Mercury	0.168		J	mg/kg	EX1-Post-F2	1.7E-01		2.3E+00	N	NO	**BSL**
7440-02-0	Nickel	195.0			mg/kg	EX1-Post-F2	2.0E+02		1.5E+02	N	YES	**ASL**
7440-09-7	Potassium	3990.0			mg/kg	EX1-Post-F2	4.0E+03		0.0E+00		NO	**NUT**
7782-49-2	Selenium	7.71			mg/kg	Composite IV	7.7E+00		3.9E+01	N	NO	**BSL**
7440-22-4	Silver	3.97			mg/kg	EX1-Post-W1	4.0E+00		3.9E+01	N	NO	**BSL**
7440-23-5	Sodium	832.0			mg/kg	EX1-Post-F2	8.3E+02		0.0E+00		NO	**NUT**
7440-28-0	Thallium	11.700			mg/kg	Composite IV	1.2E+01		7.8E-02	N	YES	**ASL**
7440-62-2	Vanadium	44.3			mg/kg	EX1-Post-F2	4.4E+01		3.9E+01	N	YES	**ASL**
7440-66-6	Zinc	192.0			mg/kg	EX1-Post-F2	1.9E+02		2.3E+03	N	NO	**BSL**
91-20-3	Naphthalene	0.14		J	mg/kg	PES-3-N-2-SWS	1.4E-01		3.8E+00	C	NO	**BSL**
91-57-6	2-Methylnaphthalene	0.25		J	mg/kg	PES-3-N-2-SWS	2.5E-01		2.4E+01	N	NO	**BSL**
132-64-9	Dibenzofuran	0.037		J	mg/kg	PES-3-W-2-SWS	3.7E-02		7.3E+00	N	NO	**BSL**
83-32-9	Acenaphthene	0.083		J	mg/kg	PES-3-N-2-SWS	8.3E-02		3.6E+02	N	NO	**BSL**
85-01-8	Phenanthrene	0.42		J	mg/kg	PES-3-N-2-SWS	4.2E-01		1.8E+02	N	NO	**BSL**
86-73-7	Fluorene	0.14		J	mg/kg	PES-3-N-2-SWS	1.4E-01		2.4E+02	N	NO	**BSL**
120-12-7	Anthracene	0.066		J	mg/kg	PES-3-N-2-SWS	6.6E-02		1.8E+03	N	NO	**BSL**
129-00-0	Pyrene	0.067		J	mg/kg	PES-3-N-2-SWS	6.7E-02		1.8E+02	N	NO	**BSL**

Table 2.1

Soil

OCCURRENCE, DISTRIBUTION AND SELECTION OF CHEMICALS OF POTENTIAL CONCERN

AOC 3, Former Schenactady Army Depot, New York

Scenario Timeframe: Future
Medium: Soil
Exposure Medium: Soil
Exposure Point: Site Soil

CAS Number	Chemical	Maximum Concentration	[1]	Maximum Qualifier	Units	Location of Maximum Concentration	Concentration Used for Screening	[2]	Screening Value	[3]	COPC Flag	Rationale for Selection or Deletion [4]
218-01-9	Chrysene	0.046		J	mg/kg	PES-3-N-2-SWS	4.6E-02		1.6E+01	C	NO	**BSL**
67-64-1	Acetone	0.041		J	mg/kg	PES-3-N-2-SWS	4.1E-02		6.1E+03	N	NO	**BSL**
156-59-2	cis-1,2-Dichloroethene	0.0012		J	mg/kg	PES-2-SSWC	1.2E-03		1.6E+01	N	NO	**BSL**
127-18-4	Tetrachloroethene	0.008		J	mg/kg	PES-3-W-2-SWS	8.0E-03		8.1E+00	N	NO	**BSL**
79-01-6	Trichloroethene	0.043		J	mg/kg	PES-3-N-2-SWS	4.3E-02		4.1E-01	N	NO	**BSL**
75-09-2	Methylene Chloride	0.043		J	mg/kg	PES-3-N-2-SWS	4.3E-02		3.5E+01	N	NO	**BSL**
107-06-2	1,2-Dichloroethene (Total)	0.005		J	mg/kg	PES-3-W-1-SWS	5.0E-03		1.6E+01	N	NO	**BSL**
108-88-3	Toluene	0.006		J	mg/kg	PES-3-N-2-SWS	6.0E-03		4.9E+02	N	NO	**BSL**
108-90-7	Chlorobenzene	0.096			mg/kg	PES-3-N-2-SWS	9.6E-02		2.8E+01	N	NO	**BSL**
87-86-5	Pentachlorophenol	0.569		J	mg/kg	EX1-Post-F2	5.7E-01		1.0E+00	C	NO	**BSL**
65-85-0	Benzoic Acid	0.389			mg/kg	EX1-Post-F2	3.9E-01		2.5E+04	N	NO	**BSL**
117-81-7	bis(2-ethylhexyl)phthalate	0.162		J	mg/kg	EX1-Post-F2	1.6E-01		3.9E+01	C	NO	**BSL**
1330-20-7	Xylenes	0.11			mg/kg	PES-3-N-2-SWS	1.1E-01		6.5E+01	C	NO	**BSL**
100-41-4	Ethylbenzene	0.066			mg/kg	PES-3-N-2-SWS	6.6E-02		5.8E+00	C	NO	**BSL**

[1] Maximum detected concentrations.

[2] Maximum detected concentration is used for screening.

[3] EPA residential soil Regional Screening Levels, June 2015 (Cancer risk = 1E-06; Noncancer Hazard = 0.1)

[4] Rational Codes: Above Screening Levels (ASL), No Screening Value (NSV), Essential Nutrients (NUT), Below Screening Level (BSL),

Additional Notes:

RSL value for cis-1,2-dichloroethene used for total 1,2-dichloroethene

RSL value for Mercuric chloride used for mercury

RSL value for chromium (VI) used for chromium

RSL value for Pyrene used for Phenanthrene

N = non-carcinogen

COPC = Chemical of Potential Concern

J = Estimated Value

C = Carcinogenic

N/A = Not applicable or not available

Table 2.2
Soil Gas and Indoor Air
OCCURRENCE, DISTRIBUTION AND SELECTION OF CHEMICALS OF POTENTIAL CONCERN
AOC 3, Former Schenactady Army Depot, New York

Scenario Timeframe: Current/Future
Medium: Gas
Exposure Medium: Soil Gas and Indoor Air
Exposure Point: Indoor Air

CAS Number	Chemical	Minimum Concentration [1]		Maximum Concentration [1]		Units	Location of Maximum Concentration	Detection Frequency	Concentration Used for Screening [2]	Lowest Screening Value [3]		COPC Flag	Rationale for Selection or Deletion [4]
Soil Gas													
79-01-6	Trichloroethene	3.9E-01	J	4.1E+03	D	ug/m^3	SG-4	19/23	4.1E+02	2.1E-01	N	YES	**ASL**
156-59-2	cis-1,2-Dichloroethene	2.7E-01	J	1.3E+03	D	ug/m^3	SG-14	9/23	1.3E+02	NSV	N	NO	NSV
127-18-4	Tetrachloroethene	2.5E-01	J	9.3E+02	D	ug/m^3	SG-19	18/23	9.3E+01	4.2E+00	N	YES	**ASL**
75-01-4	Vinyl Chloride	7.8E-01		7.8E-01		ug/m^3	SG-10	1/23	7.8E-02	1.7E-01	N	NO	BSL
Indoor Air													
127-18-4	Tetrachloroethene	1.4E+00		1.4E+00		ug/m^3	SG-24	1/1	1.4E+00	4.2E+00	N	NO	BSL

*Dataset includes the 20013 and 2014 soil vaopr sampling events
[1] Minimum/Maximum detected concentrations.
[2] Maximum detected concentration used for screening. Maximum detections for soil gas samples were multiplied by 0.1 to account for attenuation across the foundation.
[3] EPA Residential Air Regional Screening Levels, June 2015 (Cancer risk = 1E-06; Noncancer Hazard = 0.1)
[4] Rationale Codes: Above Screening Levels (ASL), No Screening Value (NSV), Below Screening Level (BSL)
Additional Notes:
N = non-carcinogen
COPC = Chemical of Potential Concern
J = Estimated Value
C = Carcinogenic
N/A = Not applicable or not available
D = diluted

Table 2.3
Groundwater
OCCURRENCE, DISTRIBUTION AND SELECTION OF CHEMICALS OF POTENTIAL CONCERN
AOC 3, Former Schenactady Army Depot, New York

Scenario Timeframe: Future
Medium: Groundwater
Exposure Medium: Groundwater
Exposure Point: Site Groundwater

CAS Number	Chemical	Minimum Concentration [1]		Maximum Concentration [1]		Units	Location of Maximum Concentration	Detection Frequency	Concentration Used for Screening [2]	Screening Value [3]		COPC Flag	Rationale for Selection or Deletion [4]
79-01-6	Trichloroethene	2.8E-01		1.8E+01		ug/L	STW-4	66/133	1.8E+01	2.8E-01	N	YES	**ASL**
	1,2-Dichloroethene (total)	4.7E-01	J	1.7E+00		ug/L	MW-4-2	10/82	1.7E+00	3.6E+00	N	NO	BSL
127-18-4	Tetrachloroethene	2.2E-01	J	1.3E+00	J	ug/L	STW-4	12/133	1.3E+00	4.1E+00	N	NO	BSL
156-59-2	cis-1,2-Dichloroethene	2.0E-01	J	1.6E+01		ug/L	DTW-1	23/51	1.6E+01	3.6E+00	N	YES	**ASL**
75-01-4	Vinyl Chloride	6.3E-01		1.4E+00		ug/L	DTW-1	2/50	1.4E+00	1.9E-02	C	YES	**ASL**

*Dataset includes the 2000-2001, 2003-2006, 2010-2011, and 2013-2015 groundwater samples.
[1] Minimum/Maximum detected concentrations.
[2] Maximum detected concentration is used for screening.
[3] EPA Tap Water Regional Screening Levels, June 2015 (Cancer risk = 1E-06; Noncancer Hazard = 0.1)
[4] Rationale Codes: Above Screening Levels (ASL), Below Screening Level (BSL)
Additional Notes:
Screening value for cis-1,2-dichloroethene used for total 1,2-dichloroethene
N = non-carcinogen
COPC = Chemical of Potential Concern
J = Estimated Value
C = Carcinogenic
N/A = Not applicable or not available

Table 3.1
Soil
EXPOSURE POINT CONCENTRATION SUMMARY
AOC 3, Former Schenactady Army Depot, New York

Scenario Timeframe: Future
Medium: Soil
Exposure Medium: Soil

Chemical of Potential Concern	Units	Maximum Detected Concentration	Maximum Qualifier	Reasonable Maximum Exposure		
				Medium EPC Value	Medium EPC Statistic	Medium EPC Rationale
Aluminum	mg/kg	29700		19750	95% Student's-t UCL	[2]
Antimony	mg/kg	3.39		3.39	Maximum Detection	[3]
Arsenic	mg/kg	11.5		6.309	95% KM (Percentile Bootstrap) UCL	[2]
Cadmium	mg/kg	54.4		44.25	95% KM Bootstrap t UCL	[1]
Chromium	mg/kg	40.2		26.4	95% Student's-t UCL	[2]
Cobalt	mg/kg	26.5		15.98	95% Adjusted Gamma UCL	[1]
Iron	mg/kg	48700.0		34985	95% Student's-t UCL	[2]
Manganese	mg/kg	832.0		627.6	95% Student's-t UCL	[2]
Nickel	mg/kg	195.0		56.96	95% Student's-t UCL	[1]
Thallium	mg/kg	11.700		5.06	97.5% KM Chebyshev UCL	[1]
Vanadium	mg/kg	44.3		31.4	95% Student's-t UCL	[2]

All statistical analyses performed with ProUCL Version 5.0.00.
[1] Data appear nonparametrically distributed; the ProUCL recommended statistical method was used.
[2] Data appear normally distributed; the ProUCL recommended statistical method was used.
[3] Data set has insufficent detections to support a 95% UCL calculation. The maximum detection is used as the EPC.

Table 3.2
Soil Gas
EXPOSURE POINT CONCENTRATION SUMMARY
AOC 3, Former Schenactady Army Depot, New York

Scenario Timeframe: Current/Future
Medium: Soil Gas
Exposure Medium: Indoor Air

Chemical of Potential Concern	Units	Maximum Detected Concentration [1]	Maximum Qualifier	Reasonable Maximum Exposure		
				Medium EPC Value [2]	Medium EPC Statistic	Medium EPC Rationale
On-Site Receptors - Current/Future - School						
Trichloroethene	ug/m^3	1.67	JD	0.167	Maximum	Only detection near school
Tetrachloroethene	ug/m^3	2.55	JD	0.255	Maximum	Only detection near school
On-Site Receptors - Current/Future - NEIP						
Trichloroethene	ug/m^3	0.39	J	0.039	Maximum	Only sub-slab sample collected at building.
Tetrachloroethene	ug/m^3	0.47	J	0.047	Maximum	Only sub-slab sample collected at building.
On-Site Receptors - Future						
Trichloroethene	ug/m^3	4060	D	163	95% adjusted gamma UCL	Data are gamma distributed
Tetrachloroethene	ug/m^3	930	D	64.3	99% KM (Chebyshev) UCL	Data are lognormally distributed [3]
Off-Site Receptors - Current/Future						
Trichloroethene	ug/m^3	1.76	JD	0.176	Maximum	Only 1 trichloroethene detection reported for offsite samples
Tetrachloroethene	ug/m^3	ND		0		Tetrachloroethene not detected in offsite samples

Notes:
[1] Maximum concentrations reported for onsite sample locations, specific locations within the site, and offsite sample locations.
[2] Soil gas concentration multiplied by 0.1 to account for attenuation across foundation.
[3] Used the exposure point concentration recommended by ProUCL.
ND = not detected - tetrachloroethene was not detected in offsite samples
D = diluted
J = estimated value

Table 3.3
Groundwater
EXPOSURE POINT CONCENTRATION SUMMARY
AOC 3, Former Schenactady Army Depot, New York

Scenario Timeframe: Future
Medium: Groundwater
Exposure Medium: Tap Water

Chemical of Potential Concern	Units	Maximum Detected Concentration [1]	Maximum Qualifier	Reasonable Maximum Exposure		
				Medium EPC Value	Medium EPC Statistic	Medium EPC Rationale
On-Site Receptors						
cis-1,2-Dichloroethene	ug/L	2.12		2.12	Maximum	Dataset includes only 5 detections
Trichloroethene	ug/L	3.76		2.3	95% KM (t) UCL	Detections are normally distributed [2]
Vinyl Chloride	ug/L	ND		0		Vinyl chloride not detected in 2014 - 2015 samples
Off-Site Receptors						
cis-1,2-Dichloroethene	ug/L	1.32		1.32	Maximum	Offsite dataset includes only 2 detections
Trichloroethene	ug/L	0.9	J	0.9	Maximum	Offsite dataset includes only 1 detection
Vinyl Chloride	ug/L	0.628	J	0.628	Maximum	Offsite dataset includes only 1 detection

Notes:
[1] Maximum concentrations reported for onsite sample locations and offsite sample locations.
For offsite samples, dataset consists of 2013 temporary well data and September 2014 irrigation well data.
For onsite samples, dataset consist of the most recent data (April 2014 and May 2015) for permanent monitoring wells.
[2] The Kaplan-Meier (KM) method accounts for non-detect results in a dataset with normally distributed detections.
ND = not detected - tetrachloroethene was not detected in offsite samples
D = diluted
J = estimated value

Table 3.4
Soil-to-Air Pathway
EXPOSURE POINT CONCENTRATION SUMMARY
AOC 3, Former Schenactady Army Depot, New York

Scenario Timeframe: Future
Medium: Soil
Exposure Medium: Air

Chemical of Potential Concern	Units	Maximum Estimated Concentration - no excavation	Maximum Estimated Concentration - excavation	Reasonable Maximum Exposure			
				EPC - no excavation	EPC - excavation	Medium EPC Statistic	Medium EPC Rationale
Aluminum	mg/kg	2.2E-05	4.2E-03	1.5E-05	2.8E-03	95% Student's-t UCL	[2]
Antimony	mg/kg	2.5E-09	4.8E-07	2.5E-09	4.8E-07	Maximum Detection	[3]
Arsenic	mg/kg	8.5E-09	1.6E-06	4.6E-09	9.0E-07	95% KM (Percentile Bootstrap) UCL	[2]
Cadmium	mg/kg	4.0E-08	7.8E-06	3.3E-08	6.3E-06	95% KM Bootstrap t UCL	[1]
Chromium	mg/kg	3.0E-08	5.7E-06	1.9E-08	3.8E-06	95% Student's-t UCL	[2]
Cobalt	mg/kg	1.9E-08	3.8E-06	1.2E-08	2.3E-06	95% Adjusted Gamma UCL	[1]
Iron	mg/kg	3.6E-05	7.0E-03	2.6E-05	5.0E-03	95% Student's-t UCL	[2]
Manganese	mg/kg	6.1E-07	1.2E-04	4.6E-07	9.0E-05	95% Student's-t UCL	[2]
Nickel	mg/kg	1.4E-07	2.8E-05	4.2E-08	8.1E-06	95% Student's-t UCL	[1]
Thallium	mg/kg	8.6E-09	1.7E-06	3.7E-09	7.2E-07	97.5% KM Chebyshev UCL	[1]
Vanadium	mg/kg	3.3E-08	6.3E-06	2.3E-08	4.5E-06	95% Student's-t UCL	[2]

Estimated air concentration for no excavation activities = soil concentration divided by default particulate emissions factor of 1.36×10^9 m^3/kg.
Estimated air concentration for excavation activities = soil concentration divided by site-specific particulate emissions factor of 7×10^6 m^3/kg.

All statistical analyses performed with ProUCL Version 5.0.00.
[1] Data appear nonparametrically distributed; the ProUCL recommended statistical method was used.
[2] Data appear normally distributed; the ProUCL recommended statistical method was used.
[3] Data set has insufficent detections to support a 95% UCL calculation. The maximum detection is used as the EPC.

Table 4.1

Values Used for Daily Intake Calculations

AOC 3, Former Schenactady Army Depot, New York

Scenario Timeframe: Current/Future
Medium: Soil gas
Exposure Medium: Air
Exposure Point: Inside residence
Receptor Population: Resident
Receptor Age: Child, Adult, and Age-Adjusted

Exposure Routes	Parameter Code	Parameter Definition	Units	RME Value	RME Rationale/ Reference	Intake Equation/ Model Name
Inhalation of Indoor Air (vapor intrusion)	CA	Chemical Concentration in Air	ug/m^3	Table 3.2		Adjusted Air concentration (mg/m^3)
	CF	conversion factor	mg/ug	0.001		
	ET	Exposure time	hours/day	24	EPA, 2014	CA x CF x ET x EF x ED/AT
	EF	Exposure Frequency	days/year	350	EPA, 2014	
	ED - A	Exposure Duration - Adult	years	20	EPA, 2014	
	ED-C	Exposure Duration - Child	years	6	EPA, 2014	
	ED-A/C	Exposure Duratio - age-adjusted	years	26	EPA, 2014	
	AT-C	Averaging Time - cancer	hours	613,200	EPA, 2009	
	AT-NA	Averaging Time - noncancer, adult	hours	52,560	EPA, 2014	
	AT-N	Averaging Time - noncancer, child	hours	175,200	EPA, 2014	

Sources:

Final.

OSWER Directive 9285.6-03.

EPA, 2009. Risk Assessment Guidance for Superfund, Volume 1: Human Health Evaluation Manual (Part F, Supplemental Guidance for Inhalation Risk Assessment), Final. OSWER 9285.7-82, January 2009.

EPA, 2014: Update of Standard Default Exposure Factors, Human Health Evaluation Manual, Supplemental Guidance. OSWER Directive 9200.1-120.

Table 4.2

Values Used for Daily Intake Calculations

AOC 3, Former Schenactady Army Depot, New York

Scenario Timeframe: Current/Future
Medium: Indoor Air
Exposure Medium: Soil gas
Exposure Point: Inside buildings
Receptor Population: Indoor Worker
Receptor Age: Adult

Exposure Routes	Parameter Code	Parameter Definition	Units	RME Value	RME Rationale/ Reference	Intake Equation/ Model Name
Inhalation of Indoor Air (vapor intrusion)	CA	Chemical Concentration in Air	ug/m^3	Table 3.2		Adjusted Air concentration (mg/m^3)
	CF	Conversion factor	mg/ug	0.001		
	ET	Exposure time	hours/day	8	EPA, 2014	CA x CF x ET x EF x ED/AT
	EF	Exposure Frequency	days/year	250	EPA, 1991	
	ED	Exposure Duration - Adult	years	25	EPA, 2014	
	AT-C	Averaging Time - cancer	hours	613,200	EPA, 2009	
	AT-N	Averaging Time - noncancer, child	hours	219,000	EPA, 2009	

Sources:

Final.

OSWER Directive 9285.6-03.

EPA, 2009. Risk Assessment Guidance for Superfund, Volume 1: Human Health Evaluation Manual (Part F, Supplemental Guidance for Inhalation Risk Assessment), Final. OSWER 9285.7-82, January 2009.

EPA, 2014: Update of Standard Default Exposure Factors, Human Health Evaluation Manual, Supplemental Guidance. OSWER Directive 9200.1-120.

Table 4.3

Values Used for Daily Intake Calculations

AOC 3, Former Schenactady Army Depot, New York

Scenario Timeframe: Current/Future
Medium: Indoor Air
Exposure Medium: Soil gas
Exposure Point: Inside school
Receptor Population: Student
Receptor Age: Adolescent

Exposure Routes	Parameter Code	Parameter Definition	Units	RME Value	RME Rationale/ Reference	Intake Equation/ Model Name
Inhalation of Indoor Air (vapor intrusion)	CA	Chemical Concentration in Air	ug/m^3	Table 3.2		Adjusted Air concentration (mg/m^3)
	CF	Conversion factor	mg/ug	0.001		
	ET	Exposure time	hours/day	7	[1]	CA x CF x ET x EF x ED/AT
	EF	Exposure Frequency	days/year	180	[2]	
	ED	Exposure Duration	years	4	[3]	
	AT-C	Averaging Time - cancer	hours	613,200	EPA, 2009	
	AT-N	Averaging Time - noncancer, child	hours	35,040	EPA, 2009	

Notes:

[1] Typical school day.

[2] Standard school year.

[3] The school includes grades 9 - 12.

Sources:

EPA, 2009. Risk Assessment Guidance for Superfund, Volume 1: Human Health Evaluation Manual (Part F, Supplemental Guidance for Inhalation Risk Assessment), Final. OSWER 9285.7-82, January 2009.

Table 4.4

Values Used for Daily Intake Calculations

AOC 3, Former Schenactady Army Depot, New York

Scenario Timeframe: Future
Medium: Groundwater
Exposure Medium: Groundwater
Exposure Point: Potable Water Well
Receptor Population: Resident
Receptor Age: Child

Exposure Route	Parameter Code	Parameter Definition	Units	RME Value	RME Rationale/ Reference	Intake Equation/ Model Name
Ingestion	Cw	Chemical Concentration in Water	ug/L	Table 3.3		Chronic Daily Intake (CDI) (mg/kg-day) =
	CF	Conversion Factor	mg/ug	0.001		
	IR	Ingestion Rate	L/day	0.78	EPA, 2014	Cw x CF x IR x EF x ED / (BW x AT)
	EF	Exposure Frequency	days/year	350	EPA, 2014	
	ED	Exposure Duration	years	6	EPA, 2014	
	BW	Body Weight	kg	15	EPA, 2014	
	AT-C	Averaging Time (Cancer)	days	25,550	EPA, 1989	
	AT-N	Averaging Time (Non-Cancer)	days	2,190	EPA, 1989	
Dermal Absorption	Cw	Chemical Concentration in Water	ug/L	Table 3.3		CDI = Devent x SA x ED x EF/(BW x AT)
	CF1	Conversion Factor	mg/ug	0.001		
	CF2	Conversion Factor	L/cm^3	0.001		
	SA	Skin Surface Area Available for Contact	cm^2/event	6,378	EPA, 2014	For inorganics:
	Devent	Dermally Absorbed Dose per Event	mg/cm^2-event	calculated	EPA, 2004	Devent = Cw x CF1 x CF2 x Kp x tevent
	tevent	Exposure time	hours/event	0.54	EPA, 2014	
	EF	Exposure Frequency	events/year	350	EPA, 2014	
	ED	Exposure Duration	years	6	EPA, 2014	For organics:
	FA	Fraction absorbed	unitless	chem specific	EPA, 2004	If tevent < or = t*, then
	Kp	Permeability Coefficient	cm/hr	chem specific for metals calculated for organics	EPA, 2004	Devent = 2 x FA x Kp x Cw x CF1 x CF2 x $(6 \times tau_{event} \times tevent \times 1/pi)^{1/2}$
	tau_{event}	Lag time per event	hours/event	calculated	EPA, 2004	If tevent > t*, then
	B	Dimensionless constant	unitless	calculated	EPA, 2004	Devent = FA x Kp x CF1 x CF2 x Cw x {tevent/(1+B) + 2 x tau_{event} x $[1+3B+3B^2/(1+B)^2]$}
	t*	Time to reach steady-state	hrs	calculated	EPA, 2004	
	BW	Body Weight	kg	15	EPA, 2014	
	AT-C	Averaging Time (Cancer)	days	25,550	EPA, 1989	
	AT-N	Averaging Time (Non-Cancer)	days	2,190	EPA, 1989	

Notes:

Risks for age-adjusted resident are calculated separately for the child and adult, then summed.

cm^2 /event = square centimeter per event
cm/hr = centimeter per hour
kg = kilogram
L/cm^3 = liters per cubic centimeter
L/day = liters per day
mg/L = milligrams per liter
mg/cm^2 -event = milligram per square centimeter per event

Sources:

EPA, 1989: Risk Assessment Guidance for Superfund. Vol.1: Human Health Evaluation Manual, Part A. OERR. EPA/540/1-89/002.
EPA, 1991: Risk Assessment Guidance for Superfund. Vol.1: Human Health Evaluation Manual - Supplemental Guidance, Standard Default Exposure Factors. Interim Final. OSWER Directive 9285.6-03.
EPA, 2004: Risk Assessment Guidance for Superfund, Volume 1: Human Health Evaluation Manual (Part E, Supplemental Guidance for Dermal Risk Assessment) Final, EPA/540/R/99/005, July 2004.
EPA, 2008: Child-Specific Exposure Factors Handbook. EPA/600/R-06/096F.
EPA, 2014: Update of Standard Default Exposure Factors, Human Health Evaluation Manual, Supplemental Guidance. OSWER Directive 9200.1-120.

Table 4.5
Values Used for Daily Intake Calculations
AOC 3, Former Schenactady Army Depot, New York

Scenario Timeframe: Future
Medium: Groundwater
Exposure Medium: Groundwater
Exposure Point: Potable Water Well
Receptor Population: Resident
Receptor Age: Adult

Exposure Route	Parameter Code	Parameter Definition	Units	RME Value	RME Rationale/ Reference	Intake Equation/ Model Name
Ingestion	Cw	Chemical Concentration in Water	ug/L	Table 3.3		Chronic Daily Intake (CDI) (mg/kg-day) =
	CF	Conversion Factor	mg/ug	0.001		
	IR	Ingestion Rate	L/day	2.5	EPA, 2014	Cw x CF x IR x EF x ED / (BW x AT)
	EF	Exposure Frequency	days/year	350	EPA, 2014	
	ED	Exposure Duration	years	20	EPA, 2014	
	BW	Body Weight	kg	80	EPA, 2014	
	AT-C	Averaging Time (Cancer)	days	25,550	EPA, 1989	
	AT-N	Averaging Time (Non-cancer)	days	9,490	EPA, 1989	
Dermal Absorption	Cw	Chemical Concentration in Water	ug/L	Table 3.3		CDI = Devent x SA x ED x EF/(BW x AT)
	CF1	Conversion Factor	mg/ug	0.001		
	CF2	Conversion Factor	L/cm^3	0.001		
	SA	Skin Surface Area	cm^2/event	20,900	EPA, 2014	For inorganics:
	Devent	Dermally Absorbed Dose per Event	mg/cm^2-event	calculated	EPA, 2004	Devent = Cw x CF1 x CF2 x Kp x tevent
	tevent	Exposure time	hours/event	0.71	EPA, 2014	
	EF	Exposure Frequency	events/year	350	EPA, 2014	
	ED	Exposure Duration	years	20	EPA, 2014	For organics:
	FA	Fraction absorbed	unitless	chem specific	EPA, 2004	If tevent < or = t*, then
	Kp	Permeability Coefficient	cm/hr	chem specific for metals calculated for organics	EPA, 2004	Devent = 2 x FA x Kp x Cw x CF1 x CF2 x (6 x tau_{event} x tevent x 1/pi)$^{1/2}$
	tau_{event}	Lag time per event	hours/event	calculated	EPA, 2004	If tevent > t*, then
	B	Dimensionless constant	unitless	calculated	EPA, 2004	Devent = FA x Kp x CF1 x CF2 x Cw x {tevent/(1+B) + 2 x tau_{event} x
	t*	Time to reach steady-state	hrs	calculated	EPA, 2004	[1+3B+3B^2/(1+B)^2]}
	BW	Body Weight	kg	80	EPA, 2014	
	AT-C	Averaging Time (Cancer)	days	25,550	EPA, 1989	
	AT-N	Averaging Time (Non-cancer)	days	9,490	EPA, 1989	

Notes:
Risks for age-adjusted resident are calculated separately for the child and adult, then summed.
cm^2 /event = square centimeter per event
cm/hr = centimeter per hour
mg/L = milligrams per liter
mg/cm^2 -event = milligram per square centimeter per event
kg = kilogram
L/cm^3 = liters per cubic centimeter
L/day = liters per day

Sources:

EPA, 1989: Risk Assessment Guidance for Superfund. Vol.1: Human Health Evaluation Manual, Part A. OERR. EPA/540/1-89/002.
EPA, 1991: Risk Assessment Guidance for Superfund. Vol.1: Human Health Evaluation Manual - Supplemental Guidance, Standard Default Exposure Factors. Interim Final. OSWER Directive 9285.6-03.
EPA, 2004: Risk Assessment Guidance for Superfund, Volume 1: Human Health Evaluation Manual (Part E, Supplemental Guidance for Dermal Risk Assessment) Final, EPA/540/R/99/005, July 2004.
EPA, 2014: Update of Standard Default Exposure Factors, Human Health Evaluation Manual, Supplemental Guidance. OSWER Directive 9200.1-120.

Table 4.6

VALUES USED FOR DAILY INTAKE CALCULATIONS

AOC 3, Former Schenectady Army Depot, New York

Scenario Timeframe: Future
Medium: Soil
Exposure Medium: Soil
Exposure Point: Site Soil
Receptor Population: Outdoor Worker
Receptor Age: Adult

Exposure Routes	Parameter Code	Parameter Definition	Units	RME Value	RME Rationale/ Reference	Intake Equation/ Model Name
Ingestion	CS	Chemical Concentration in Soil	mg/kg	see Table 3.1		Chronic Daily Intake (CDI) (mg/kg-day) =
	IR-S	Ingestion Rate of Soil	mg/day	100	EPA, 2002	CS x IR-S x EF x ED x CF x 1/BW x 1/AT
	EF	Exposure Frequency	days/year	225	EPA, 2002	
	ED	Exposure Duration	years	25	EPA, 1991	
	CF	Conversion Factor	kg/mg	0.000001	- -	
	BW	Body Weight	kg	80	EPA, 2014	
	AT-C	Averaging Time (Cancer)	days	25,550	EPA, 1989	
	AT-N	Averaging Time (Non-Cancer)	days	9,125	EPA, 1989	
Dermal Absorption	CS	Chemical Concentration in Soil	mg/kg	see Table 3.1		CDI (mg/kg-day) =
	SA	Skin Surface Area Available for Contact	cm^2	3,470	EPA, 2014	CS x SA x SSAF x DABS x CF x EF x
	SSAF	Soil to Skin Adherence Factor	mg/cm^2-day	0.12	EPA, 2014	ED x 1/BW x 1/AT
	DABS	Dermal Absorption Factor Solids	--	chem. specific	EPA, 2004	
	CF	Conversion Factor	kg/mg	0.000001	- -	
	EF	Exposure Frequency	days/year	225	EPA, 2002	
	ED	Exposure Duration	years	25	EPA, 1991	
	BW	Body Weight	kg	80	EPA, 1991	
	AT-C	Averaging Time (Cancer)	days	25,550	EPA, 1989	
	AT-N	Averaging Time (Non-Cancer)	days	9,125	EPA, 1989	

Sources:

EPA, 1989: Risk Assessment Guidance for Superfund. Vol.1: Human Health Evaluation Manual, Part A. OERR. EPA/540/1-89/002.

EPA, 1991: Risk Assessment Guidance for Superfund. Vol.1: Human Health Evaluation Manual - Supplemental Guidance, Standard Default Exposure Factors. Interim Final. OSWER Directive 9285.6-03.

EPA, 2002. Supplemental Guidance for Developing Soil Screening Levels for Superfund Sites. OSWER 9355.4-24.

EPA, 2004. Risk Assessment Guidance for Superfund, Vol. 1: Human Health Evaluation Manual (Part E, Supplemental Guidance for Dermal Risk Assessment) Final. OSWER 9285.7-02EP.

EPA, 2014: Human Health Evaluation Manual Supplemental Guidance: Update of Standard Default Exposure Factors, OSWER Directive 9200.1-120.

Table 4.7

VALUES USED FOR DAILY INTAKE CALCULATIONS

AOC 3, Former Schenectady Army Depot, New York

Scenario Timeframe: Future
Medium: Soil
Exposure Medium: Air
Exposure Point: Soil
Receptor Population: Outdoor Worker
Receptor Age: Adult

Exposure Routes	Parameter Code	Parameter Definition	Units	RME Value	RME Rationale/ Reference	Intake Equation/ Model Name
Inhalation	CA	Chemical Concentration in Air	mg/m^3	Table 3.4		Adjusted air concentration (mg/m^3) =
	ET	Exposure time	hours/day	8	EPA, 1991	CA xET x EF x ED x 1/AT
	EF	Exposure Frequency	days/year	225	EPA, 2002	
	ED	Exposure Duration	years	25	EPA, 1991	
	AT-C	Averaging Time (Cancer)	hours	613,200	EPA, 2009	
	AT-N	Averaging Time (Non-Cancer)	hours	219,000	EPA, 2009	

Sources:

EPA, 1991: Risk Assessment Guidance for Superfund. Vol.1: Human Health Evaluation Manual - Supplemental Guidance, Standard Default Exposure Factors. Interim Final. OSWER Directive 9285.6-03.

EPA, 2002. Supplemental Guidance for Developing Soil Screening Levels for Superfund Sites. OSWER 9355.4-24.

EPA, 2009. Risk Assessment Guidance for Superfund, Volume 1: Human Health Evaluation Manual (Part F, Supplemental Guidance for Inhalation Risk Assessment), Final. OSWER 9285.7-82, January 2009.

Table 4.8

VALUES USED FOR DAILY INTAKE CALCULATIONS

AOC 3, Former Schenectady Army Depot, New York

Scenario Timeframe: Future
Medium: Soil
Exposure Medium: Soil
Exposure Point: Site Soil
Receptor Population: Construction Worker
Receptor Age: Adult

Exposure Routes	Parameter Code	Parameter Definition	Units	RME Value	RME Rationale/ Reference	Intake Equation/ Model Name
Ingestion	CS	Chemical Concentration in Soil	mg/kg	see Table 3.1		Chronic Daily Intake (CDI) (mg/kg-day) =
	IR-S	Ingestion Rate of Soil	mg/day	330	EPA, 2002	CS x IR-S x EF x ED x CF x 1/BW x 1/AT
	EF	Exposure Frequency	days/year	250	EPA, 1991	
	ED	Exposure Duration	years	1	EPA, 1991	
	CF	Conversion Factor	kg/mg	0.000001	- -	
	BW	Body Weight	kg	80	EPA, 2014	
	AT-C	Averaging Time (Cancer)	days	25,550	EPA, 1989	
	AT-N	Averaging Time (Non-Cancer)	days	365	EPA, 1989	
Dermal Absorption	CS	Chemical Concentration in Soil	mg/kg	see Table 3.1		CDI (mg/kg-day) =
	SA	Skin Surface Area Available for Contact	cm^2	3,470	EPA, 2014	CS x SA x SSAF x DABS x CF x EF x
	SSAF	Soil to Skin Adherence Factor	mg/cm^2-day	0.3	EPA, 2002	ED x 1/BW x 1/AT
	DABS	Dermal Absorption Factor Solids	--	chem. specific	EPA, 2004	
	CF	Conversion Factor	kg/mg	0.000001	- -	
	EF	Exposure Frequency	days/year	250	EPA, 1991	
	ED	Exposure Duration	years	1	EPA, 1991	
	BW	Body Weight	kg	80	EPA, 2014	
	AT-C	Averaging Time (Cancer)	days	25,550	EPA, 1989	
	AT-N	Averaging Time (Non-Cancer)	days	365	EPA, 1989	

Sources:

EPA, 1989: Risk Assessment Guidance for Superfund. Vol.1: Human Health Evaluation Manual, Part A. OERR. EPA/540/1-89/002.

EPA, 1991: Risk Assessment Guidance for Superfund. Vol.1: Human Health Evaluation Manual - Supplemental Guidance, Standard Default Exposure Factors. Interim Final. OSWER Directive 9285.6-03.

EPA, 2002. Supplemental Guidance for Developing Soil Screening Levels for Superfund Sites. OSWER 9355.4-24.

EPA, 2004. Risk Assessment Guidance for Superfund, Vol. 1: Human Health Evaluation Manual (Part E, Supplemental Guidance for Dermal Risk Assessment) Final. OSWER 9285.7-02EP.

EPA, 2014: Human Health Evaluation Manual Supplemental Guidance: Update of Standard Default Exposure Factors, OSWER Directive 9200.1-120.

Table 4.9

VALUES USED FOR DAILY INTAKE CALCULATIONS

AOC 3, Former Schenectady Army Depot, New York

Scenario Timeframe: Future
Medium: Soil
Exposure Medium: Air
Exposure Point: Soil
Receptor Population: Construction Worker
Receptor Age: Adult

Exposure Routes	Parameter Code	Parameter Definition	Units	RME Value	RME Rationale/ Reference	Intake Equation/ Model Name
Inhalation	CA	Chemical Concentration in Air	mg/m^3	Table 3.4		Adjusted air concentration (mg/m^3) =
	ET	Exposure time	hours/day	8	EPA, 1991	CA xET x EF x ED x 1/AT
	EF	Exposure Frequency	days/year	250	EPA, 1991	
	ED	Exposure Duration	years	1	EPA, 1991	
	AT-C	Averaging Time (Cancer)	hours	613,200	EPA, 2009	
	AT-N	Averaging Time (Non-Cancer)	hours	8,760	EPA, 2009	

Sources:

EPA, 1991: Risk Assessment Guidance for Superfund. Vol.1: Human Health Evaluation Manual - Supplemental Guidance, Standard Default Exposure Factors. Interim Final. OSWER Directive 9285.6-03.

EPA, 2009. Risk Assessment Guidance for Superfund, Volume 1: Human Health Evaluation Manual (Part F, Supplemental Guidance for Inhalation Risk Assessment), Final. OSWER 9285.7-82, January 2009.

Table 4.10

VALUES USED FOR DAILY INTAKE CALCULATIONS

AOC 3, Former Schenectady Army Depot, New York

Scenario Timeframe: Future
Medium: Soil
Exposure Medium: Site
Exposure Point: Soil Soil
Receptor Population: Resident
Receptor Age: Child

Exposure Routes	Parameter Code	Parameter Definition	Units	RME Value	RME Rationale/ Reference	Intake Equation/ Model Name
Ingestion	CS	Chemical Concentration in Soil	mg/kg	see Table 3.1		Chronic Daily Intake (CDI) (mg/kg-day) =
	IR-S	Ingestion Rate of Soil	mg/day	200	EPA, 1991	CS x IR-S x EF x ED x CF x 1/BW x 1/AT
	EF	Exposure Frequency	days/year	350	EPA, 1991	
	ED	Exposure Duration	years	6	EPA, 1991	
	CF	Conversion Factor	kg/mg	0.000001	- -	
	BW	Body Weight	kg	15	EPA, 1991	
	AT-C	Averaging Time (Cancer)	days	25,550	EPA, 1989	
	AT-N	Averaging Time (Non-Cancer)	days	2,190	EPA, 1989	
Dermal Absorption	CS	Chemical Concentration in Soil	mg/kg	see Table 3.1		CDI (mg/kg-day) =
	SA	Skin Surface Area Available for Contact	cm^2	2,690	EPA, 2014	CS x SA x SSAF x DABS x CF x EF x
	SSAF	Soil to Skin Adherence Factor	mg/cm^2-day	0.2	EPA, 2004	ED x 1/BW x 1/AT
	DABS	Dermal Absorption Factor Solids	--	chem. specific	EPA, 2004	
	CF	Conversion Factor	kg/mg	0.000001	- -	
	EF	Exposure Frequency	days/year	350	EPA, 1991	
	ED	Exposure Duration	years	6	EPA, 1991	
	BW	Body Weight	kg	15	EPA, 1991	
	AT-C	Averaging Time (Cancer)	days	25,550	EPA, 1989	
	AT-N	Averaging Time (Non-Cancer)	days	2,190	EPA, 1989	

Sources:

EPA, 1989: Risk Assessment Guidance for Superfund. Vol.1: Human Health Evaluation Manual, Part A. OERR. EPA/540/1-89/002.

EPA, 1991: Risk Assessment Guidance for Superfund. Vol.1: Human Health Evaluation Manual - Supplemental Guidance, Standard Default Exposure Factors. Interim Final. OSWER Directive 9285.6-03.

EPA, 2004. Risk Assessment Guidance for Superfund, Vol. 1: Human Health Evaluation Manual (Part E, Supplemental Guidance for Dermal Risk Assessment) Final. OSWER 9285.7-02EP.

EPA, 2014: Human Health Evaluation Manual Supplemental Guidance: Update of Standard Default Exposure Factors, OSWER Directive 9200.1-120.

Table 4.11

VALUES USED FOR DAILY INTAKE CALCULATIONS

AOC 3, Former Schenectady Army Depot, New York

Scenario Timeframe: Future
Medium: Soil
Exposure Medium: Soil
Exposure Point: Site Soil
Receptor Population: Resident
Receptor Age: Adult

Exposure Routes	Parameter Code	Parameter Definition	Units	RME Value	RME Rationale/ Reference	Intake Equation/ Model Name
Ingestion	CS	Chemical Concentration in Soil	mg/kg	see Table 3.1		Chronic Daily Intake (CDI) (mg/kg-day) =
	IR-S	Ingestion Rate of Soil	mg/day	100	EPA, 1991	CS x IR-S x EF x ED x CF x 1/BW x 1/AT
	EF	Exposure Frequency	days/year	350	EPA, 1991	
	ED	Exposure Duration	years	20	EPA, 2014	
	CF	Conversion Factor	kg/mg	0.000001	- -	
	BW	Body Weight	kg	80	EPA, 2014	
	AT-C	Averaging Time (Cancer)	days	25,550	EPA, 1989	
	AT-N	Averaging Time (Non-Cancer)	days	7,300	EPA, 1989	
Dermal Absorption	CS	Chemical Concentration in Soil	mg/kg	see Table 3.1		CDI (mg/kg-day) =
	SA	Skin Surface Area Available for Contact	cm^2	6,032	EPA, 2014	CS x SA x SSAF x DABS x CF x EF x
	SSAF	Soil to Skin Adherence Factor	mg/cm^2-day	0.07	EPA, 2004	ED x 1/BW x 1/AT
	DABS	Dermal Absorption Factor Solids	--	chem. specific	EPA, 2004	
	CF	Conversion Factor	kg/mg	0.000001	- -	
	EF	Exposure Frequency	days/year	350	EPA, 1991	
	ED	Exposure Duration	years	20	EPA, 2014	
	BW	Body Weight	kg	80	EPA, 2014	
	AT-C	Averaging Time (Cancer)	days	25,550	EPA, 1989	
	AT-N	Averaging Time (Non-Cancer)	days	7,300	EPA, 1989	

Sources:

EPA, 1989: Risk Assessment Guidance for Superfund. Vol.1: Human Health Evaluation Manual, Part A. OERR. EPA/540/1-89/002.

EPA, 1991: Risk Assessment Guidance for Superfund. Vol.1: Human Health Evaluation Manual - Supplemental Guidance, Standard Default Exposure Factors. Interim Final. OSWER Directive 9285.6-03.

EPA, 2004. Risk Assessment Guidance for Superfund, Vol. 1: Human Health Evaluation Manual (Part E, Supplemental Guidance for Dermal Risk Assessment) Final. OSWER 9285.7-02EP.

EPA, 2014: Human Health Evaluation Manual Supplemental Guidance: Update of Standard Default Exposure Factors, OSWER Directive 9200.1-120.

Table 4.12

VALUES USED FOR DAILY INTAKE CALCULATIONS

AOC 3, Former Schenectady Army Depot, New York

Scenario Timeframe: Future
Medium: Soil
Exposure Medium: Air
Exposure Point: Soil
Receptor Population: Resident
Receptor Age: Child

Exposure Routes	Parameter Code	Parameter Definition	Units	RME Value	RME Rationale/ Reference	Intake Equation/ Model Name
Inhalation	CA	Chemical Concentration in Air	mg/m^3	Table 3.4		Adjusted air concentration (mg/m^3) =
	ET	Exposure time	hours/day	24	EPA, 1991	CA xET x EF x ED x 1/AT
	EF	Exposure Frequency	days/year	350	EPA, 1991	
	ED	Exposure Duration	years	6	EPA, 1991	
	AT-C	Averaging Time (Cancer)	hours	613,200	EPA, 2009	
	AT-N	Averaging Time (Non-Cancer)	hours	52,560	EPA, 2009	

Sources:

EPA, 1991: Risk Assessment Guidance for Superfund. Vol.1: Human Health Evaluation Manual - Supplemental Guidance, Standard Default Exposure Factors. Interim Final. OSWER Directive 9285.6-03.

EPA, 2009. Risk Assessment Guidance for Superfund, Volume 1: Human Health Evaluation Manual (Part F, Supplemental Guidance for Inhalation Risk Assessment), Final. OSWER 9285.7-82, January 2009.

Table 4.13

VALUES USED FOR DAILY INTAKE CALCULATIONS

AOC 3, Former Schenectady Army Depot, New York

Scenario Timeframe: Future
Medium: Soil
Exposure Medium: Air
Exposure Point: Soil
Receptor Population: Resident
Receptor Age: Adult

Exposure Routes	Parameter Code	Parameter Definition	Units	RME Value	RME Rationale/ Reference	Intake Equation/ Model Name
Inhalation	CA	Chemical Concentration in Air	mg/m^3	Table 3.4		Adjusted air concentration (mg/m^3) =
	ET	Exposure time	hours/day	24	EPA, 1991	CA xET x EF x ED x 1/AT
	EF	Exposure Frequency	days/year	350	EPA, 1991	
	ED	Exposure Duration	years	20	EPA, 2014	
	AT-C	Averaging Time (Cancer)	hours	613,200	EPA, 2009	
	AT-N	Averaging Time (Non-Cancer)	hours	175,200	EPA, 2009	

Sources:

EPA, 1991: Risk Assessment Guidance for Superfund. Vol.1: Human Health Evaluation Manual - Supplemental Guidance, Standard Default Exposure Factors. Interim Final. OSWER Directive 9285.6-03.

EPA, 2009. Risk Assessment Guidance for Superfund, Volume 1: Human Health Evaluation Manual (Part F, Supplemental Guidance for Inhalation Risk Assessment), Final. OSWER 9285.7-82, January 2009.

EPA, 2014: Human Health Evaluation Manual Supplemental Guidance: Update of Standard Default Exposure Factors, OSWER Directive 9200.1-120.

Table 4.14

VALUES USED FOR DAILY INTAKE CALCULATIONS

AOC 3, Former Schenectady Army Depot, New York

Scenario Timeframe: Future
Medium: Soil
Exposure Medium: Soil
Exposure Point: Site Soil
Receptor Population: Student
Receptor Age: Adolescent

Exposure Routes	Parameter Code	Parameter Definition	Units	RME Value	RME Rationale/ Reference	Intake Equation/ Model Name
Ingestion	CS	Chemical Concentration in Soil	mg/kg	see Table 3.1		Chronic Daily Intake (CDI) (mg/kg-day) =
	IR-S	Ingestion Rate of Soil	mg/day	100	EPA, 2014	CS x IR-S x EF x ED x CF x 1/BW x 1/AT
	EF	Exposure Frequency	days/year	180	[1]	
	ED	Exposure Duration	years	4	[2]	
	CF	Conversion Factor	kg/mg	0.000001	- -	
	BW	Body Weight	kg	80	EPA, 2014	
	AT-C	Averaging Time (Cancer)	days	25,550	EPA, 1989	
	AT-N	Averaging Time (Non-Cancer)	days	1,460	EPA, 1989	
Dermal Absorption	CS	Chemical Concentration in Soil	mg/kg	see Table 3.1		CDI (mg/kg-day) =
	SA	Skin Surface Area Available for Contact	cm^2	6,032	EPA, 2014	CS x SA x SSAF x DABS x CF x EF x
	SSAF	Soil to Skin Adherence Factor	mg/cm^2-day	0.07	EPA, 2014	ED x 1/BW x 1/AT
	DABS	Dermal Absorption Factor Solids	--	chem. specific	EPA, 2004	
	CF	Conversion Factor	kg/mg	0.000001	- -	
	EF	Exposure Frequency	days/year	180	[1]	
	ED	Exposure Duration	years	4	[2]	
	BW	Body Weight	kg	80	EPA, 2014	
	AT-C	Averaging Time (Cancer)	days	25,550	EPA, 1989	
	AT-N	Averaging Time (Non-Cancer)	days	1,460	EPA, 1989	

Notes:

[1] Number of school days in one year

[2] High school spans 4 years.

Sources:

EPA, 1989: Risk Assessment Guidance for Superfund. Vol.1: Human Health Evaluation Manual, Part A. OERR. EPA/540/1-89/002.

EPA, 2004. Risk Assessment Guidance for Superfund, Vol. 1: Human Health Evaluation Manual (Part E, Supplemental Guidance for Dermal Risk Assessment) Final. OSWER 9285.7-02EP.

EPA, 2014: Human Health Evaluation Manual Supplemental Guidance: Update of Standard Default Exposure Factors, OSWER Directive 9200.1-120.

Table 4.15

VALUES USED FOR DAILY INTAKE CALCULATIONS

AOC 3, Former Schenectady Army Depot, New York

Scenario Timeframe: Current/Future
Medium: Soil
Exposure Medium: Air
Exposure Point: Soil
Receptor Population: Student
Receptor Age: Adolescent

Exposure Routes	Parameter Code	Parameter Definition	Units	RME Value	RME Rationale/ Reference	Intake Equation/ Model Name
Inhalation	CA	Chemical Concentration in Air	mg/m^3	Table 3.4		Adjusted air concentration (mg/m^3) =
	ET	Exposure time	hours/day	7	[1]	CA xET x EF x ED x 1/AT
	EF	Exposure Frequency	days/year	180	[2]	
	ED	Exposure Duration	years	4	[3]	
	AT-C	Averaging Time (Cancer)	hours	613,200	EPA, 2009	
	AT-N	Averaging Time (Non-Cancer)	hours	35,040	EPA, 2009	

Notes:

[1] Typical school day duration

[2] Number of school days in one year

[3] High school spand 4 years

Sources:

EPA, 2009. Risk Assessment Guidance for Superfund, Volume 1: Human Health Evaluation Manual (Part F, Supplemental Guidance for Inhalation Risk Assessment), Final. OSWER 9285.7-82, January 2009.

TABLE 5.1

NON-CANCER TOXICITY DATA -- ORAL/DERMAL

AOC 3, Former Schenectady Army Depot, New York

Chemical of Potential Concern	Chronic/ Subchronic	Oral RfD Value	Oral RfD Units	Oral to Dermal Adjustment Factor (1)	Adjusted Dermal RfD (2)	Units	Primary Target Organ	Combined Uncertainty/Modifying Factors	Sources of RfD: Target Organ	Dates of RfD: Target Organ (MM/DD/YY) [3]
cis-1,2-Dichloroethene	Chronic	2.0E-03	mg/kg-day	1	2.0E-03	mg/kg-day	Kidneys	3000	IRIS	Jul-15
Trichloroethene	chronic	5.0E-04	mg/kg-day	1	5.0E-04	mg/kg-day	Development and immune system	10	IRIS	Jul-15
Vinyl Chloride	Chronic	3.0E-03	mg/kg-day	1	3.0E-03	mg/kg-day	Liver	30/1	IRIS	Jul-15
Aluminum	Chronic	1.0E+00	mg/kg-day	1	1.0E+00	mg/kg-day	Neurological	100	PPRTV	Jul-15
Antimony	Chronic	4.0E-04	mg/kg-day	0.15	6.0E-05	mg/kg-day	Blood and longevity	1000	IRIS	Jul-15
Arsenic	Chronic	3.0E-04	mg/kg-day	1	3.0E-04	mg/kg-day	Skin/Vascular	3	IRIS	Jul-15
Cadmium	Chronic	1.0E-03	mg/kg-day	0.025	2.5E-05	mg/kg-day	Kidneys	10	IRIS	Jul-15
Chromium	Chronic	3.0E-03	mg/kg-day	0.025	7.5E-05	mg/kg-day	None Reported	300	IRIS	Jul-15
Cobalt	Chronic	3.0E-04	mg/kg-day	1	3.0E-04	mg/kg-day	Thyroid	3000	PPRTV	Jul-15
Iron	Chronic	7.0E-01	mg/kg-day	1	7.0E-01	mg/kg-day	Gastrointestinal Tract	1.5	PPRTV	Jul-15
Manganese	Chronic	2.4E-02	mg/kg-day	0.04	9.6E-04	mg/kg-day	Neurological	6	IRIS	Jul-15
Nickel	Chronic	2.0E-02	mg/kg-day	0.04	8.0E-04	mg/kg-day	Body and Organ weights	300	IRIS	Jul-15
Thallium	Chronic	1.0E-05	mg/kg-day	1	1.0E-05	mg/kg-day	Hair	3000	PPRTV	Jul-15
Vanadium	Chronic	5.0E-03	mg/kg-day	0.026	1.3E-04	mg/kg-day	Hair	100	RIS/RSL	Jul-15

IRIS = EPA Integrated Risk Information System

RSL = Oak Ridge National Laboratory Regional Screening Level Table

PPRTV = EPA's Provisional Peer-Reviewed Toxicity Value

Oral-to-dermal adjustment factor for aluminum provided by J. Hubbard, EPA Region III

(1) EPA 2004. RAGS Volume 1: Human Health Evaluation Manual (Part E, Supplemental Guidance for Dermal Risk Assessment).

(2) Oral RfD*Oral to Dermal Adjustment Factor = Adjusted Dermal RfD

(3) For IRIS values, date that IRIS was searched

For RSL values, date table was downloaded

For PPRTV values, date the file was downloaded from the database

TABLE 5.2

NON-CANCER TOXICITY DATA -- INHALATION

AOC 3, Former Schenectady Army Depot, New York

Chemical of Potential Concern	Chronic/ Subchronic	RfC Value	RfC Units	Primary Target Organ	Combined Uncertainty/Modifying Factors	Sources of RfD: Target Organ	Dates of RfD: Target Organ (MM/DD/YY) [1]
cis-1,2-Dichloroethene		NV	mg/m3	NA			
tetrachloroethene	Chronic	4.0E-02	mg/m3	neurological	1000	IRIS	Jul-15
Trichloroethene	Chronic	2.0E-03	mg/m3	development and immune system	10	IRIS	Jul-15
Vinyl Chloride	Chronic	1.0E-01	mg/m3	Liver	30/1	IRIS	Jul-15
Aluminum	Chronic	5.0E-03	mg/m^3	Neurological	300	PPRTV	Jul-15
Antimony		NV	mg/m3	NA			
Arsenic	Chronic	1.5E-05	mg/m3	Development, vascular, nervous system		CalEPA	Jul-15
Cadmium	Chronic	1.0E-05	mg/m3	Kidneys	9	ATSDR	Jul-15
Chromium	Chronic	1.0E-04	mg/m3	Lungs	300	IRIS	Jul-15
Cobalt	Chronic	6.0E-06	mg/m3	Respiratory System	300	PPRTV	Jul-15
Iron		NV	mg/m3	NA			
Manganese	Chronic	5.0E-05	mg/m3	Neurological	1000	IRIS	Jul-15
Nickel	Chronic	9.0E-05	mg/m3	Respiratory System	30	ATSDR	Jul-15
Thallium		NV	mg/m3	NA			
Vanadium	Chronic	1.0E-04	mg/m3	Respiratory System	30	ATSDR	Jul-15

IRIS = EPA Integrated Risk Information System

NV = no toxicity value

PPRTV = EPA's Provisional Peer-Reviewed Toxicity Value

ATSDR = Agency for Toxic Substance and Disease Registry

CalEPA - Calfiornia Environmental Protection Agency

(1) For IRIS, PPRTV, CalEPA, and ATSDR values, date that the online database was searched

TABLE 6.1

CANCER TOXICITY DATA -- ORAL/DERMAL

AOC 3, Former Schenectady Army Depot, New York

Chemical of Potential Concern	Oral Cancer Slope Factor	Oral to Dermal Adjustment Factor (1)	Adjusted Dermal Cancer Slope Factor (2)	Units	Weight of Evidence/ Cancer Guideline Description	Source	Date (MM/DD/YY) [3]
cis-1,2-Dichloroethene	NV	1	NV	$(mg/kg\text{-}day)^{-1}$			
Trichloroethene	4.6E-02	1	4.6E-02	$(mg/kg\text{-}day)^{-1}$	carcinogenic and mutagen	IRIS	Jul-15
Vinyl Chloride	7.2E-01	1	7.2E-01	$(mg/kg\text{-}day)^{-1}$	A*	IRIS	Jul-15
Aluminum	NV	1	NV	$(mg/kg\text{-}day)^{-1}$			
Antimony	NV	0.15	NV	$(mg/kg\text{-}day)^{-1}$			
Arsenic	1.5E+00	1	1.5E+00	$(mg/kg\text{-}day)^{-1}$	A	IRIS	Jul-15
Cadmium	NV	0.025	NV	$(mg/kg\text{-}day)^{-1}$			
Chromium	5.0E-01	0.025	2.0E+01	$(mg/kg\text{-}day)^{-1}$	mutagen	NJDEP	Apr-09
Cobalt	NV	1	NV	$(mg/kg\text{-}day)^{-1}$			
Iron	NV	1	NV	$(mg/kg\text{-}day)^{-1}$			
Manganese	NV	0.04	NV	$(mg/kg\text{-}day)^{-1}$			
Nickel	NV	0.04	NV	$(mg/kg\text{-}day)^{-1}$			
Thallium	NV	1	NV	$(mg/kg\text{-}day)^{-1}$			
Vanadium	NV	0.026	NV	$(mg/kg\text{-}day)^{-1}$			

IRIS = Integrated Risk Information System

NJDEP = New Jersey Department of Environmental Protection

NV= No toxicity value available

Weight of Evidence:

A - Human carcinogen

(1) EPA 2004. RAGS Volume 1: Human Health Evaluation Manual (Part E, Supplemental Guidance for Dermal Risk Assessment).

(2) ORAL CSF/ Oral to Dermal Adjustment Factor = Adjusted Dermal CSF

(3) For IRIS values, date that IRIS was searched

For NJDEP, date of publication

TABLE 6.2

CANCER TOXICITY DATA -- INHALATION

AOC 3, Former Schenectady Army Depot, New York

Chemical of Potential Concern	Inhalation Unit Risk (per ug/m^3)	Inhalation Unit Risk per mg/m3	Weight of Evidence/ Cancer Guideline Description	Source	Date (MM/DD/YY) [1]
cis-1,2-Dichloroethene	NV	NV			
tetrachloroethene	2.6E-07	2.6E-04	LI	IRIS	Jul-15
Trichloroethene	4.1E-06	4.1E-03	carcinogenic and mutagen	IRIS	Jul-15
Vinyl Chloride	4.4E-06	4.4E-03	A*	IRIS	Jul-15
Aluminum	NV	NV			
Antimony	NV	NV			
Arsenic	4.3E-03	4.3E+00	A	IRIS	Jul-15
Cadmium	1.8E-03	1.8E+00	B1	IRIS	Jul-15
Chromium	8.4E-02	8.4E+01	A	RSL	Jun-15
Cobalt	9.0E-03	9.0E+00		PPRTV	Jul-15
Iron	NV	NV			
Manganese	NV	NV			
Nickel	2.4E-04	2.4E-01		CalEPA	Jul-15
Thallium	NV	NV			
Vanadium	NV	NV			

IRIS = Integrated Risk Information System

NV = no toxicity value

RSL = Oak Ridge National Laboratory Regional Screening Level Table

CalEPA = California Environmental Protection Agency

PPRTV = EPA's Provisional Peer-Reviewed Toxicity Value

(1) For IRIS, PPRTV, and CalEPA values, date that online database was searched

For RSL values, date table wass downloaded

TABLE 7.1
CALCULATION OF NON-CANCER HAZARDS
REASONABLE MAXIMUM EXPOSURE
AOC 3, Former Schenectady Army Depot, New York

Scenario Timeframe: Current/Future
Medium: Soil Gas
Exposure Medium: Indoor Air
Exposure Point: Onsite and Offsite
Receptor Population: Residents, Students, Indoor Workers
Receptor Age: Child, Adolescent, and Adult

Exposure Route	Chemical of Potential Concern	Exposure Point Concentration		Adjusted Air Concentration		Reference Concentration		Hazard Quotient
		Value	Units	Value	Units	Value	Units	
Inhalation	Current/Future Students at Guilderland High School							
	Tetrachloroethene	2.6E-01	ug/m^3	3.7E-05	mg/m^3	4.0E-02	mg/m^3	0.0009
	Trichloroethene	1.7E-01	ug/m^3	2.4E-05	mg/m^3	2.0E-03	mg/m^3	0.01
	Inhalation Route Total - Students							0.01
	Current/Future Indoor Workers at Guilderland High School							
	Tetrachloroethene	2.6E-01	ug/m^3	5.8E-05	mg/m^3	4.0E-02	mg/m^3	0.001
	Trichloroethene	1.7E-01	ug/m^3	3.8E-05	mg/m^3	2.0E-03	mg/m^3	0.02
	Inhalation Route Total - School Workers							0.02
	Current/Future Indoor Workers at NEIP							
	Tetrachloroethene	4.7E-02	ug/m^3	1.1E-05	mg/m^3	4.0E-02	mg/m^3	0.0003
	Trichloroethene	3.9E-02	ug/m^3	8.9E-06	mg/m^3	2.0E-03	mg/m^3	0.004
	Inhalation Route Total - NEIP Workers							0.005
	Future Indoor Workers at Future Buildings							
	Tetrachloroethene	6.4E+01	ug/m^3	1.5E-02	mg/m^3	4.0E-02	mg/m^3	0.4
	Trichloroethene	1.6E+02	ug/m^3	3.7E-02	mg/m^3	2.0E-03	mg/m^3	19
	Inhalation Route Total - NEIP Workers							19
	Current/Future Offsite Residents - Child							
	Trichloroethene	1.8E-01	ug/m^3	1.7E-04	mg/m^3	2.0E-03	mg/m^3	0.08
	Inhalation Route Total - Offsite Child Resident							0.08
	Current/Future Offsite Residents - Adult							
	Trichloroethene	1.8E-01	ug/m^3	1.7E-04	mg/m^3	2.0E-03	mg/m^3	0.08
	Inhalation Route Total - Offsite Adult Resident							0.08
	Future Onsite Resident - Child							
	Tetrachloroethene	6.4E+01	ug/m^3	6.2E-02	mg/m^3	4.0E-02	mg/m^3	2
	Trichloroethene	1.6E+02	ug/m^3	1.6E-01	mg/m^3	2.0E-03	mg/m^3	78
	Inhalation Route Total - Onsite Child Resident							80
	Future Onsite Resident - Adult							
	Tetrachloroethene	6.4E+01	ug/m^3	6.2E-02	mg/m^3	4.0E-02	mg/m^3	2
	Trichloroethene	1.6E+02	ug/m^3	1.6E-01	mg/m^3	2.0E-03	mg/m^3	78
	Inhalation Route Total - Onsite Adult Resident							80

TABLE 7.2
CALCULATION OF NON-CANCER HAZARDS
REASONABLE MAXIMUM EXPOSURE
AOC 3, Former Schenectady Army Depot, New York

Scenario Timeframe: Future
Medium: Groundwater
Exposure Medium: Groundwater
Exposure Point: Onsite and Offsite
Receptor Population: Residents
Receptor Age: Child

Medium	Exposure Medium	Exposure Point	Exposure Route	Chemical of Potential Concern	EPC		Non-cancer Risk Calculations				
					Value	Units	Intake		RfD / RfC		Hazard Quotient
							Value	Units	Value	Units	
Off-Site Residents											
Groundwater	Water	Tap	Ingestion	cis-1,2-Dichloroethene	1.3E+00	ug/L	6.6E-05	mg/kg-day	2.0E-03	mg/kg-day	0.03
				Trichloroethene	9.0E-01	ug/L	4.5E-05	mg/kg-day	5.0E-04	mg/kg-day	0.09
				Vinyl chloride	6.3E-01	ug/L	3.1E-05	mg/kg-day	3.0E-03	mg/kg-day	0.01
			Exp. Route Total								0.1
		Bath	Dermal contact	cis-1,2-Dichloroethene	1.3E+00	ug/L	7.3E-06	mg/kg-day	2.0E-03	mg/kg-day	0.004
				Trichloroethene	9.0E-01	ug/L	6.8E-06	mg/kg-day	5.0E-04	mg/kg-day	0.01
				Vinyl chloride	6.3E-01	ug/L	2.1E-06	mg/kg-day	3.0E-03	mg/kg-day	0.0007
			Exp. Route Total								0.02
			Inhalation	cis-1,2-Dichloroethene	6.6E-01	ug/m3	6.3E-04	mg/m^3	NV	mg/m^3	NV
				Trichloroethene	4.5E-01	ug/m3	4.3E-04	mg/m^3	2.0E-03	mg/m^3	0.2
				Vinyl chloride	3.1E-01	ug/m3	3.0E-04	mg/m^3	1.0E-01	mg/m^3	0.003
			Exp. Route Total								0.2
	Exposure Medium Total - Off-Site Child Resident										0.4

TABLE 7.2
CALCULATION OF NON-CANCER HAZARDS
REASONABLE MAXIMUM EXPOSURE
AOC 3, Former Schenectady Army Depot, New York

Scenario Timeframe: Future
Medium: Groundwater
Exposure Medium: Groundwater
Exposure Point: Onsite and Offsite
Receptor Population: Residents
Receptor Age: Child

Medium	Exposure Medium	Exposure Point	Exposure Route	Chemical of Potential Concern	EPC		Non-cancer Risk Calculations				
					Value	Units	Intake		RfD / RfC		Hazard Quotient
							Value	Units	Value	Units	
On-Site Residents											
Groundwater	Water	Tap	Ingestion								
				cis-1,2-Dichloroethene	2.1E+00	ug/L	1.1E-04	mg/kg-day	2.0E-03	mg/kg-day	0.05
				Trichloroethene	2.3E+00	ug/L	1.1E-04	mg/kg-day	5.0E-04	mg/kg-day	0.2
			Exp. Route Total								0.3
		Bath	Dermal contact								
				cis-1,2-Dichloroethene	2.1E+00	ug/L	1.2E-05	mg/kg-day	2.0E-03	mg/kg-day	0.006
				Trichloroethene	2.3E+00	ug/L	1.7E-05	mg/kg-day	5.0E-04	mg/kg-day	0.03
			Exp. Route Total								0.04
			Inhalation								
				cis-1,2-Dichloroethene	1.1E+00	ug/m3	1.0E-03	mg/m^3	NV	mg/m^3	NV
				Trichloroethene	1.2E+00	ug/m3	1.1E-03	mg/m^3	2.0E-03	mg/m^3	0.6
			Exp. Route Total								0.6
	Exposure Medium Total - On-Site Child Resident										0.9

Table 7.2a
Calculation of Dermally Absorved Dose per Bathing/'Showering Event
AOC 3, Former Schenectady Army Depot, New York

Chemical	Water Concentration (ug/L)	Kp (cm/hour)	B	τ (hour/event)	t* (hour)	FA	t_{ev} child (hour/ev)	t_{ev} adult (hour/ev)	D_{ev} child (mg-cm^2/ev)	D_{ev} adult (mg-cm^2/ev)
On-Site Receptors										
cis-1,2-Dichloroethene	2.12	0.011	0.041655	0.3670395	0.880895	1	0.54	0.71	2.86954E-08	3.29037E-08
Trichloroethene	2.3	0.012	0.1	0.58	1.39	1	0.54	0.71	4.26924E-08	4.89534E-08
Off-Site Receptors										
cis-1,2-Dichloroethene	1.32	0.011	0.041655	0.3670395	0.880895	1	0.54	0.71	1.7867E-08	2.04872E-08
Trichloroethene	0.9	0.012	0.1	0.58	1.39	1	0.54	0.71	1.67057E-08	1.91557E-08
Vinyl Chloride	0.628	0.0084	0.025481	0.2354229	0.565015	1	0.54	0.71	5.19865E-09	6.19938E-09

Notes:
Values obtained from RAGS Part E, Appendix B or June 2015 RSL parameter table.

TABLE 7.3
CALCULATION OF NON-CANCER HAZARDS
REASONABLE MAXIMUM EXPOSURE
AOC 3, Former Schenectady Army Depot, New York

Scenario Timeframe: Future
Medium: Groundwater
Exposure Medium: Groundwater
Exposure Point: Onsite and Offsite
Receptor Population: Residents
Receptor Age: Adult

Medium	Exposure Medium	Exposure Point	Exposure Route	Chemical of Potential Concern	EPC		Non-cancer Risk Calculations				
					Value	Units	Intake		RfD / RfC		Hazard Quotient
							Value	Units	Value	Units	
Off-Site Residents											
Groundwater	Water	Tap	Ingestion								
				cis-1,2-Dichloroethene	1.3E+00	ug/L	3.0E-05	mg/kg-day	2.0E-03	mg/kg-day	0.02
				Trichloroethene	9.0E-01	ug/L	2.1E-05	mg/kg-day	5.0E-04	mg/kg-day	0.04
				Vinyl chloride	6.3E-01	ug/L	1.4E-05	mg/kg-day	3.0E-03	mg/kg-day	0.005
			Exp. Route Total								0.06
		Bath	Dermal contact								
				cis-1,2-Dichloroethene	1.3E+00	ug/L	3.9E-06	mg/kg-day	2.0E-03	mg/kg-day	0.002
				Trichloroethene	9.0E-01	ug/L	3.7E-06	mg/kg-day	5.0E-04	mg/kg-day	0.01
				Vinyl chloride	6.3E-01	ug/L	1.2E-06	mg/kg-day	3.0E-03	mg/kg-day	0.0004
			Exp. Route Total								0.01
			Inhalation								
				cis-1,2-Dichloroethene	6.6E-01	ug/m3	6.3E-04	mg/m^3	NV	mg/m^3	NV
				Trichloroethene	4.5E-01	ug/m3	4.3E-04	mg/m^3	2.0E-03	mg/m^3	0.2
				Vinyl chloride	3.1E-01	ug/m3	3.0E-04	mg/m^3	1.0E-01	mg/m^3	0.003
			Exp. Route Total								0.2
	Exposure Medium Total - Off-Site Child Resident										0.3

TABLE 7.3
CALCULATION OF NON-CANCER HAZARDS
REASONABLE MAXIMUM EXPOSURE
AOC 3, Former Schenectady Army Depot, New York

Scenario Timeframe: Future
Medium: Groundwater
Exposure Medium: Groundwater
Exposure Point: Onsite and Offsite
Receptor Population: Residents
Receptor Age: Adult

Medium	Exposure Medium	Exposure Point	Exposure Route	Chemical of Potential Concern	EPC		Non-cancer Risk Calculations				
					Value	Units	Intake		RfD / RfC		Hazard Quotient
							Value	Units	Value	Units	
On-Site Residents											
Groundwater	Water	Tap	Ingestion								
				cis-1,2-Dichloroethene	2.1E+00	ug/L	4.9E-05	mg/kg-day	2.0E-03	mg/kg-day	0.02
				Trichloroethene	2.3E+00	ug/L	5.3E-05	mg/kg-day	5.0E-04	mg/kg-day	0.1
			Exp. Route Total								0.1
		Bath	Dermal contact								
				cis-1,2-Dichloroethene	2.1E+00	ug/L	6.3E-06	mg/kg-day	2.0E-03	mg/kg-day	0.003
				Trichloroethene	2.3E+00	ug/L	9.4E-06	mg/kg-day	5.0E-04	mg/kg-day	0.02
			Exp. Route Total								0.02
			Inhalation								
				cis-1,2-Dichloroethene	1.1E+00	ug/m3	1.0E-03	mg/m^3	NV	mg/m^3	NV
				Trichloroethene	1.2E+00	ug/m3	1.1E-03	mg/m^3	2.0E-03	mg/m^3	0.6
			Exp. Route Total								0.6
	Exposure Medium Total - On-Site Child Resident										0.7

TABLE 7.4
CALCULATION OF NON-CANCER HAZARDS
REASONABLE MAXIMUM EXPOSURE
AOC 3, Former Schenectady Army Depot, New York

Scenario Timeframe: Future
Medium: Surface Soil
Exposure Medium: Soil
Exposure Point: Site Soil
Receptor Population: Outdoor Worker
Receptor Age: Adult

Exposure Route	Chemical of Potential Concern	Exposure Point Concentration		Intake (Non-Cancer)		Reference Dose or Reference Concentration		Hazard Quotient
		Value	Units	Value	Units	Value	Units	
Ingestion								
	Aluminum	2.0E+04	mg/kg	1.5E-02	mg/kg-day	1.0E+00	mg/kg-day	0.02
	Antimony	3.4E+00	mg/kg	2.6E-06	mg/kg-day	4.0E-04	mg/kg-day	0.01
	Arsenic	6.3E+00	mg/kg	2.9E-06	mg/kg-day	3.0E-04	mg/kg-day	0.01
	Cadmium	4.4E+01	mg/kg	3.4E-05	mg/kg-day	1.0E-03	mg/kg-day	0.03
	Chromium	2.6E+01	mg/kg	2.0E-05	mg/kg-day	3.0E-03	mg/kg-day	0.01
	Cobalt	1.6E+01	mg/kg	1.2E-05	mg/kg-day	3.0E-04	mg/kg-day	0.04
	Iron	3.5E+04	mg/kg	2.7E-02	mg/kg-day	7.0E-01	mg/kg-day	0.04
	Manganese	6.3E+02	mg/kg	4.8E-04	mg/kg-day	2.4E-02	mg/kg-day	0.02
	Nickel	5.7E+01	mg/kg	4.4E-05	mg/kg-day	2.0E-02	mg/kg-day	0.002
	Thallium	5.1E+00	mg/kg	3.9E-06	mg/kg-day	1.0E-05	mg/kg-day	0.4
	Vanadium	3.1E+01	mg/kg	2.4E-05	mg/kg-day	5.0E-03	mg/kg-day	0.005
Ingestion Route Total								0.6
Dermal Absorption								
	Aluminum	2.0E+04	mg/kg	0.0E+00	mg/kg-day	1.0E+00	mg/kg-day	0.00
	Antimony	3.4E+00	mg/kg	0.0E+00	mg/kg-day	6.0E-05	mg/kg-day	0.00
	Arsenic	6.3E+00	mg/kg	6.1E-07	mg/kg-day	3.0E-04	mg/kg-day	0.002
	Cadmium	4.4E+01	mg/kg	1.4E-07	mg/kg-day	2.5E-05	mg/kg-day	0.006
	Chromium	2.6E+01	mg/kg	0.0E+00	mg/kg-day	7.5E-05	mg/kg-day	0.00
	Cobalt	1.6E+01	mg/kg	0.0E+00	mg/kg-day	3.0E-04	mg/kg-day	0.00
	Iron	3.5E+04	mg/kg	0.0E+00	mg/kg-day	7.0E-01	mg/kg-day	0.00
	Manganese	6.3E+02	mg/kg	0.0E+00	mg/kg-day	9.6E-04	mg/kg-day	0.00
	Nickel	5.7E+01	mg/kg	0.0E+00	mg/kg-day	8.0E-04	mg/kg-day	0.00
	Thallium	5.1E+00	mg/kg	0.0E+00	mg/kg-day	1.0E-05	mg/kg-day	0.00
	Vanadium	3.1E+01	mg/kg	0.0E+00	mg/kg-day	1.3E-04	mg/kg-day	0.00
Dermal Absorption Route Total								0.008

TABLE 7.4
CALCULATION OF NON-CANCER HAZARDS
REASONABLE MAXIMUM EXPOSURE
AOC 3, Former Schenectady Army Depot, New York

Scenario Timeframe: Future
Medium: Surface Soil
Exposure Medium: Soil
Exposure Point: Site Soil
Receptor Population: Outdoor Worker
Receptor Age: Adult

Exposure Route	Chemical of Potential Concern	Exposure Point Concentration		Intake (Non-Cancer)		Reference Dose or Reference Concentration		Hazard Quotient
		Value	Units	Value	Units	Value	Units	
Inhalation								
	Aluminum	1.5E-05	mg/m^3	3.0E-06	mg/m^3	5.0E-03	mg/m^3	0.00060
	Antimony	2.5E-09	mg/m^3	5.1E-10	mg/m^3	NV	mg/m^3	NV
	Arsenic	4.6E-09	mg/m^3	9.5E-10	mg/m^3	1.5E-05	mg/m^3	0.00006
	Cadmium	3.3E-08	mg/m^3	6.7E-09	mg/m^3	1.0E-05	mg/m^3	0.00067
	Chromium	1.9E-08	mg/m^3	4.0E-09	mg/m^3	1.0E-04	mg/m^3	0.00004
	Cobalt	1.2E-08	mg/m^3	2.4E-09	mg/m^3	6.0E-06	mg/m^3	0.00040
	Iron	2.6E-05	mg/m^3	5.3E-06	mg/m^3	NV	mg/m^3	NV
	Manganese	4.6E-07	mg/m^3	9.5E-08	mg/m^3	5.0E-05	mg/m^3	0.00190
	Nickel	4.2E-08	mg/m^3	8.6E-09	mg/m^3	9.0E-05	mg/m^3	0.00010
	Thallium	3.7E-09	mg/m^3	7.6E-10	mg/m^3	NV	mg/m^3	NV
	Vanadium	2.3E-08	mg/m^3	4.7E-09	mg/m^3	1.0E-04	mg/m^3	0.00005
Inhalation Route Total								0.004
							Total of Receptor Hazards Across All Media	0.6

TABLE 7.5
CALCULATION OF NON-CANCER HAZARDS
REASONABLE MAXIMUM EXPOSURE
AOC 3, Former Schenectady Army Depot, New York

Scenario Timeframe: Future
Medium: Soil
Exposure Medium: Soil
Exposure Point: Site Soil
Receptor Population: Construction Worker
Receptor Age: Adult

Exposure Route	Chemical of Potential Concern	Exposure Point Concentration		Intake (Non-Cancer)		Reference Dose or Reference Concentration		Hazard Quotient
		Value	Units	Value	Units	Value	Units	
Ingestion								
	Aluminum	2.0E+04	mg/kg	5.6E-02	mg/kg-day	1.0E+00	mg/kg-day	0.06
	Antimony	3.4E+00	mg/kg	9.6E-06	mg/kg-day	4.0E-04	mg/kg-day	0.02
	Arsenic	6.3E+00	mg/kg	1.1E-05	mg/kg-day	3.0E-04	mg/kg-day	0.04
	Cadmium	4.4E+01	mg/kg	1.3E-04	mg/kg-day	1.0E-03	mg/kg-day	0.1
	Chromium	2.6E+01	mg/kg	7.5E-05	mg/kg-day	3.0E-03	mg/kg-day	0.02
	Cobalt	1.6E+01	mg/kg	4.5E-05	mg/kg-day	3.0E-04	mg/kg-day	0.2
	Iron	3.5E+04	mg/kg	9.9E-02	mg/kg-day	7.0E-01	mg/kg-day	0.1
	Manganese	6.3E+02	mg/kg	1.8E-03	mg/kg-day	2.4E-02	mg/kg-day	0.07
	Nickel	5.7E+01	mg/kg	1.6E-04	mg/kg-day	2.0E-02	mg/kg-day	0.01
	Thallium	5.1E+00	mg/kg	1.4E-05	mg/kg-day	1.0E-05	mg/kg-day	1
	Vanadium	3.1E+01	mg/kg	8.9E-05	mg/kg-day	5.0E-03	mg/kg-day	0.02
Ingestion Route Total								2
Dermal Absorption								
	Aluminum	2.0E+04	mg/kg	0.0E+00	mg/kg-day	1.0E+00	mg/kg-day	0.00
	Antimony	3.4E+00	mg/kg	0.0E+00	mg/kg-day	6.0E-05	mg/kg-day	0.00
	Arsenic	6.3E+00	mg/kg	1.7E-06	mg/kg-day	3.0E-04	mg/kg-day	0.01
	Cadmium	4.4E+01	mg/kg	3.9E-07	mg/kg-day	2.5E-05	mg/kg-day	0.02
	Chromium	2.6E+01	mg/kg	0.0E+00	mg/kg-day	7.5E-05	mg/kg-day	0.00
	Cobalt	1.6E+01	mg/kg	0.0E+00	mg/kg-day	3.0E-04	mg/kg-day	0.000
	Iron	3.5E+04	mg/kg	0.0E+00	mg/kg-day	7.0E-01	mg/kg-day	0.000
	Manganese	6.3E+02	mg/kg	0.0E+00	mg/kg-day	9.6E-04	mg/kg-day	0.00
	Nickel	5.7E+01	mg/kg	0.0E+00	mg/kg-day	8.0E-04	mg/kg-day	0.00
	Thallium	5.1E+00	mg/kg	0.0E+00	mg/kg-day	1.0E-05	mg/kg-day	0.00
	Vanadium	3.1E+01	mg/kg	0.0E+00	mg/kg-day	1.3E-04	mg/kg-day	0.00
Dermal Absorption Route Total								0.02

TABLE 7.5
CALCULATION OF NON-CANCER HAZARDS
REASONABLE MAXIMUM EXPOSURE
AOC 3, Former Schenectady Army Depot, New York

Scenario Timeframe: Future
Medium: Soil
Exposure Medium: Soil
Exposure Point: Site Soil
Receptor Population: Construction Worker
Receptor Age: Adult

Exposure Route	Chemical of Potential Concern	Exposure Point Concentration		Intake (Non-Cancer)		Reference Dose or Reference Concentration		Hazard Quotient
		Value	Units	Value	Units	Value	Units	
Inhalation								
	Aluminum	2.8E-03	mg/m^3	6.4E-04	mg/m^3	5.0E-03	mg/m^3	0.1
	Antimony	4.8E-07	mg/m^3	1.1E-07	mg/m^3	NV	mg/m^3	NV
	Arsenic	9.0E-07	mg/m^3	2.1E-07	mg/m^3	1.5E-05	mg/m^3	0.01
	Cadmium	6.3E-06	mg/m^3	1.4E-06	mg/m^3	1.0E-05	mg/m^3	0.1
	Chromium	3.8E-06	mg/m^3	8.6E-07	mg/m^3	1.0E-04	mg/m^3	0.009
	Cobalt	2.3E-06	mg/m^3	5.2E-07	mg/m^3	6.0E-06	mg/m^3	0.09
	Iron	5.0E-03	mg/m^3	1.1E-03	mg/m^3	NV	mg/m^3	NV
	Manganese	9.0E-05	mg/m^3	2.0E-05	mg/m^3	5.0E-05	mg/m^3	0.41
	Nickel	8.1E-06	mg/m^3	1.9E-06	mg/m^3	9.0E-05	mg/m^3	0.02
	Thallium	7.2E-07	mg/m^3	1.6E-07	mg/m^3	NV	mg/m^3	NV
	Vanadium	4.5E-06	mg/m^3	1.0E-06	mg/m^3	1.0E-04	mg/m^3	0.01
Inhalation Route Total								0.8
							Total of Receptor Hazards Across All Media	3

Calculation of Particulate Emissions Factor for Construction Activities
AOC 3, Former Schenectady Army Depot, New York

Contribution from Traffic on Unpaved Road

Variable	Value	Units	
T =	31500000	seconds	
AR =	274.354	m2	
s =	8.5	%	
W =	11	tons	
Mdry =	0.2	%	
p =	110	days	lookup value
ΣVKT =	233.9691	km	
LR =	147.5805	ft	
WR =	20	ft	
As =	0.5	acres	
tc =	8760	hours	
FD =	0.185811		calculated
Q/Csr =	23.01785		calculated
numerator	1.07E+12		
denom, term 1	3.317967		
denom, term 2	46078.76		
PEF =	7.00E+06	m3/kg	

Road Assumptions

Length =	147.5805	ft	equals the square root of the area
Width =	20	ft	
Ar =	274.354	sq meters	
10 trucks per day			(note = each truck travels twice the road distance!)
sum VKT =	233.9691	km	
#days/truck	260		(5 days per week for 52 weeks)

Assume 5 2-ton and 5 20-ton trucks per day, on average
W = average truck weight

TABLE 7.6
CALCULATION OF NON-CANCER HAZARDS
REASONABLE MAXIMUM EXPOSURE
AOC 3, Former Schenectady Army Depot, New York

Scenario Timeframe: Future
Medium: Soil
Exposure Medium: Soil
Exposure Point: Site Soil
Receptor Population: Resident
Receptor Age: Child

Exposure Route	Chemical of Potential Concern	Exposure Point Concentration		Intake (Non-Cancer)		Reference Dose or Reference Concentration		Hazard Quotient
		Value	Units	Value	Units	Value	Units	
Ingestion	Aluminum	2.0E+04	mg/kg	2.5E-01	mg/kg-day	1.0E+00	mg/kg-day	0.3
	Antimony	3.4E+00	mg/kg	4.3E-05	mg/kg-day	4.0E-04	mg/kg-day	0.1
	Arsenic	6.3E+00	mg/kg	4.8E-05	mg/kg-day	3.0E-04	mg/kg-day	0.2
	Cadmium	4.4E+01	mg/kg	5.7E-04	mg/kg-day	1.0E-03	mg/kg-day	0.6
	Chromium	2.6E+01	mg/kg	3.4E-04	mg/kg-day	3.0E-03	mg/kg-day	0.1
	Cobalt	1.6E+01	mg/kg	2.0E-04	mg/kg-day	3.0E-04	mg/kg-day	0.7
	Iron	3.5E+04	mg/kg	4.5E-01	mg/kg-day	7.0E-01	mg/kg-day	0.6
	Manganese	6.3E+02	mg/kg	8.0E-03	mg/kg-day	2.4E-02	mg/kg-day	0.3
	Nickel	5.7E+01	mg/kg	7.3E-04	mg/kg-day	2.0E-02	mg/kg-day	0.04
	Thallium	5.1E+00	mg/kg	6.5E-05	mg/kg-day	1.0E-05	mg/kg-day	6
	Vanadium	3.1E+01	mg/kg	4.0E-04	mg/kg-day	5.0E-03	mg/kg-day	0.08
Ingestion Route Total								9
Dermal Absorption								
	Aluminum	2.0E+04	mg/kg	0.0E+00	mg/kg-day	1.0E+00	mg/kg-day	0.0
	Antimony	3.4E+00	mg/kg	0.0E+00	mg/kg-day	6.0E-05	mg/kg-day	0.0
	Arsenic	6.3E+00	mg/kg	6.5E-06	mg/kg-day	3.0E-04	mg/kg-day	0.02
	Cadmium	4.4E+01	mg/kg	1.5E-06	mg/kg-day	2.5E-05	mg/kg-day	0.06
	Chromium	2.6E+01	mg/kg	0.0E+00	mg/kg-day	7.5E-05	mg/kg-day	0.0
	Cobalt	1.6E+01	mg/kg	0.0E+00	mg/kg-day	3.0E-04	mg/kg-day	0.0
	Iron	3.5E+04	mg/kg	0.0E+00	mg/kg-day	7.0E-01	mg/kg-day	0.0
	Manganese	6.3E+02	mg/kg	0.0E+00	mg/kg-day	9.6E-04	mg/kg-day	0.0
	Nickel	5.7E+01	mg/kg	0.0E+00	mg/kg-day	8.0E-04	mg/kg-day	0.0
	Thallium	5.1E+00	mg/kg	0.0E+00	mg/kg-day	1.0E-05	mg/kg-day	0.0
	Vanadium	3.1E+01	mg/kg	0.0E+00	mg/kg-day	1.3E-04	mg/kg-day	0.0
Dermal Absorption Route Total								0.08

TABLE 7.6
CALCULATION OF NON-CANCER HAZARDS
REASONABLE MAXIMUM EXPOSURE
AOC 3, Former Schenectady Army Depot, New York

Scenario Timeframe: Future
Medium: Soil
Exposure Medium: Soil
Exposure Point: Site Soil
Receptor Population: Resident
Receptor Age: Child

Exposure Route	Chemical of Potential Concern	Exposure Point Concentration		Intake (Non-Cancer)		Reference Dose or Reference Concentration		Hazard Quotient
		Value	Units	Value	Units	Value	Units	
Inhalation								
	Aluminum	1.5E-05	mg/m^3	1.4E-05	mg/m^3	5.0E-03	mg/m^3	0.003
	Antimony	2.5E-09	mg/m^3	2.4E-09	mg/m^3	NV	mg/m^3	NV
	Arsenic	4.6E-09	mg/m^3	4.4E-09	mg/m^3	1.5E-05	mg/m^3	0.0003
	Cadmium	3.3E-08	mg/m^3	3.1E-08	mg/m^3	1.0E-05	mg/m^3	0.003
	Chromium	1.9E-08	mg/m^3	1.9E-08	mg/m^3	1.0E-04	mg/m^3	0.0002
	Cobalt	1.2E-08	mg/m^3	1.1E-08	mg/m^3	6.0E-06	mg/m^3	0.002
	Iron	2.6E-05	mg/m^3	2.5E-05	mg/m^3	NV	mg/m^3	NV
	Manganese	4.6E-07	mg/m^3	4.4E-07	mg/m^3	5.0E-05	mg/m^3	0.009
	Nickel	4.2E-08	mg/m^3	4.0E-08	mg/m^3	9.0E-05	mg/m^3	0.00
	Thallium	3.7E-09	mg/m^3	3.6E-09	mg/m^3	NV	mg/m^3	NV
	Vanadium	2.3E-08	mg/m^3	2.2E-08	mg/m^3	1.0E-04	mg/m^3	0.0002
Inhalation Route Total								0.02
							Total of Receptor Hazards Across All Media	10

TABLE 7.7
CALCULATION OF NON-CANCER HAZARDS
REASONABLE MAXIMUM EXPOSURE
AOC 3, Former Schenectady Army Depot, New York

Scenario Timeframe: Future
Medium: Soil
Exposure Medium: Soil
Exposure Point: Site Soil
Receptor Population: Resident
Receptor Age: Adult

Exposure Route	Chemical of Potential Concern	Exposure Point Concentration		Intake (Non-Cancer)		Reference Dose or Reference Concentration		Hazard Quotient
		Value	Units	Value	Units	Value	Units	
Ingestion								
	Aluminum	2.0E+04	mg/kg	2.4E-02	mg/kg-day	1.0E+00	mg/kg-day	0.02
	Antimony	3.4E+00	mg/kg	4.1E-06	mg/kg-day	4.0E-04	mg/kg-day	0.01
	Arsenic	6.3E+00	mg/kg	4.5E-06	mg/kg-day	3.0E-04	mg/kg-day	0.02
	Cadmium	4.4E+01	mg/kg	5.3E-05	mg/kg-day	1.0E-03	mg/kg-day	0.05
	Chromium	2.6E+01	mg/kg	3.2E-05	mg/kg-day	3.0E-03	mg/kg-day	0.01
	Cobalt	1.6E+01	mg/kg	1.9E-05	mg/kg-day	3.0E-04	mg/kg-day	0.06
	Iron	3.5E+04	mg/kg	4.2E-02	mg/kg-day	7.0E-01	mg/kg-day	0.06
	Manganese	6.3E+02	mg/kg	7.5E-04	mg/kg-day	2.4E-02	mg/kg-day	0.03
	Nickel	5.7E+01	mg/kg	6.8E-05	mg/kg-day	2.0E-02	mg/kg-day	0.003
	Thallium	5.1E+00	mg/kg	6.1E-06	mg/kg-day	1.0E-05	mg/kg-day	0.6
	Vanadium	3.1E+01	mg/kg	3.8E-05	mg/kg-day	5.0E-03	mg/kg-day	0.01
Ingestion Route Total								0.9
Dermal Absorption								
	Aluminum	2.0E+04	mg/kg	0.0E+00	mg/kg-day	1.0E+00	mg/kg-day	0.0
	Antimony	3.4E+00	mg/kg	0.0E+00	mg/kg-day	6.0E-05	mg/kg-day	0.0
	Arsenic	6.3E+00	mg/kg	9.6E-07	mg/kg-day	3.0E-04	mg/kg-day	0.003
	Cadmium	4.4E+01	mg/kg	2.2E-07	mg/kg-day	2.5E-05	mg/kg-day	0.009
	Chromium	2.6E+01	mg/kg	0.0E+00	mg/kg-day	7.5E-05	mg/kg-day	0.0
	Cobalt	1.6E+01	mg/kg	0.0E+00	mg/kg-day	3.0E-04	mg/kg-day	0.0
	Iron	3.5E+04	mg/kg	0.0E+00	mg/kg-day	7.0E-01	mg/kg-day	0.0
	Manganese	6.3E+02	mg/kg	0.0E+00	mg/kg-day	9.6E-04	mg/kg-day	0.0
	Nickel	5.7E+01	mg/kg	0.0E+00	mg/kg-day	8.0E-04	mg/kg-day	0.0
	Thallium	5.1E+00	mg/kg	0.0E+00	mg/kg-day	1.0E-05	mg/kg-day	0.0
	Vanadium	3.1E+01	mg/kg	0.0E+00	mg/kg-day	1.3E-04	mg/kg-day	0.0
Dermal Absorption Route Total								0.01

TABLE 7.7
CALCULATION OF NON-CANCER HAZARDS
REASONABLE MAXIMUM EXPOSURE
AOC 3, Former Schenectady Army Depot, New York

Scenario Timeframe: Future
Medium: Soil
Exposure Medium: Soil
Exposure Point: Site Soil
Receptor Population: Resident
Receptor Age: Adult

Exposure Route	Chemical of Potential Concern	Exposure Point Concentration		Intake (Non-Cancer)		Reference Dose or Reference Concentration		Hazard Quotient
		Value	Units	Value	Units	Value	Units	
Inhalation								
	Aluminum	1.5E-05	mg/m^3	1.4E-05	mg/m^3	5.0E-03	mg/m^3	0.003
	Antimony	2.5E-09	mg/m^3	2.4E-09	mg/m^3	NV	mg/m^3	NV
	Arsenic	4.6E-09	mg/m^3	4.4E-09	mg/m^3	1.5E-05	mg/m^3	0.0003
	Cadmium	3.3E-08	mg/m^3	3.1E-08	mg/m^3	1.0E-05	mg/m^3	0.003
	Chromium	1.9E-08	mg/m^3	1.9E-08	mg/m^3	1.0E-04	mg/m^3	0.0002
	Cobalt	1.2E-08	mg/m^3	1.1E-08	mg/m^3	6.0E-06	mg/m^3	0.002
	Iron	2.6E-05	mg/m^3	2.5E-05	mg/m^3	NV	mg/m^3	NV
	Manganese	4.6E-07	mg/m^3	4.4E-07	mg/m^3	5.0E-05	mg/m^3	0.009
	Nickel	4.2E-08	mg/m^3	4.0E-08	mg/m^3	9.0E-05	mg/m^3	0.0004
	Thallium	3.7E-09	mg/m^3	3.6E-09	mg/m^3	NV	mg/m^3	NV
	Vanadium	2.3E-08	mg/m^3	2.2E-08	mg/m^3	1.0E-04	mg/m^3	0.000
Inhalation Route Total								0.02
							Total of Receptor Hazards Across All Media	0.9

TABLE 7.8
CALCULATION OF NON-CANCER HAZARDS
REASONABLE MAXIMUM EXPOSURE
AOC 3, Former Schenectady Army Depot, New York

Scenario Timeframe: Current/Future
Medium: Soil
Exposure Medium: Soil
Exposure Point: Site Soil
Receptor Population: Student
Receptor Age: Adolescent

Exposure Route	Chemical of Potential Concern	Exposure Point Concentration		Intake (Non-Cancer)		Reference Dose or Reference Concentration		Hazard Quotient
		Value	Units	Value	Units	Value	Units	
Ingestion								
	Aluminum	2.0E+04	mg/kg	1.2E-02	mg/kg-day	1.0E+00	mg/kg-day	0.01
	Antimony	3.4E+00	mg/kg	2.1E-06	mg/kg-day	4.0E-04	mg/kg-day	0.01
	Arsenic	6.3E+00	mg/kg	2.3E-06	mg/kg-day	3.0E-04	mg/kg-day	0.01
	Cadmium	4.4E+01	mg/kg	2.7E-05	mg/kg-day	1.0E-03	mg/kg-day	0.03
	Chromium	2.6E+01	mg/kg	1.6E-05	mg/kg-day	3.0E-03	mg/kg-day	0.01
	Cobalt	1.6E+01	mg/kg	9.9E-06	mg/kg-day	3.0E-04	mg/kg-day	0.03
	Iron	3.5E+04	mg/kg	2.2E-02	mg/kg-day	7.0E-01	mg/kg-day	0.03
	Manganese	6.3E+02	mg/kg	3.9E-04	mg/kg-day	2.4E-02	mg/kg-day	0.02
	Nickel	5.7E+01	mg/kg	3.5E-05	mg/kg-day	2.0E-02	mg/kg-day	0.002
	Thallium	5.1E+00	mg/kg	3.1E-06	mg/kg-day	1.0E-05	mg/kg-day	0.3
	Vanadium	3.1E+01	mg/kg	1.9E-05	mg/kg-day	5.0E-03	mg/kg-day	0.004
Ingestion Route Total								0.5
Dermal Absorption								
	Aluminum	2.0E+04	mg/kg	0.0E+00	mg/kg-day	1.0E+00	mg/kg-day	0.00
	Antimony	3.4E+00	mg/kg	0.0E+00	mg/kg-day	6.0E-05	mg/kg-day	0.00
	Arsenic	6.3E+00	mg/kg	4.9E-07	mg/kg-day	3.0E-04	mg/kg-day	0.002
	Cadmium	4.4E+01	mg/kg	1.2E-07	mg/kg-day	2.5E-05	mg/kg-day	0.005
	Chromium	2.6E+01	mg/kg	0.0E+00	mg/kg-day	7.5E-05	mg/kg-day	0.00
	Cobalt	1.6E+01	mg/kg	0.0E+00	mg/kg-day	3.0E-04	mg/kg-day	0.00
	Iron	3.5E+04	mg/kg	0.0E+00	mg/kg-day	7.0E-01	mg/kg-day	0.00
	Manganese	6.3E+02	mg/kg	0.0E+00	mg/kg-day	9.6E-04	mg/kg-day	0.00
	Nickel	5.7E+01	mg/kg	0.0E+00	mg/kg-day	8.0E-04	mg/kg-day	0.00
	Thallium	5.1E+00	mg/kg	0.0E+00	mg/kg-day	1.0E-05	mg/kg-day	0.00
	Vanadium	3.1E+01	mg/kg	0.0E+00	mg/kg-day	1.3E-04	mg/kg-day	0.00
Dermal Absorption Route Total								0.006

TABLE 7.8
CALCULATION OF NON-CANCER HAZARDS
REASONABLE MAXIMUM EXPOSURE
AOC 3, Former Schenectady Army Depot, New York

Scenario Timeframe: Current/Future
Medium: Soil
Exposure Medium: Soil
Exposure Point: Site Soil
Receptor Population: Student
Receptor Age: Adolescent

Exposure Route	Chemical of Potential Concern	Exposure Point Concentration		Intake (Non-Cancer)		Reference Dose or Reference Concentration		Hazard Quotient
		Value	Units	Value	Units	Value	Units	
Inhalation								
	Aluminum	1.5E-05	mg/m^3	2.1E-06	mg/m^3	5.0E-03	mg/m^3	0.0004
	Antimony	2.5E-09	mg/m^3	3.6E-10	mg/m^3	NV	mg/m^3	NV
	Arsenic	4.6E-09	mg/m^3	6.7E-10	mg/m^3	1.5E-05	mg/m^3	0.0000
	Cadmium	3.3E-08	mg/m^3	4.7E-09	mg/m^3	1.0E-05	mg/m^3	0.0005
	Chromium	1.9E-08	mg/m^3	2.8E-09	mg/m^3	1.0E-04	mg/m^3	0.00003
	Cobalt	1.2E-08	mg/m^3	1.7E-09	mg/m^3	6.0E-06	mg/m^3	0.0003
	Iron	2.6E-05	mg/m^3	3.7E-06	mg/m^3	NV	mg/m^3	NV
	Manganese	4.6E-07	mg/m^3	6.6E-08	mg/m^3	5.0E-05	mg/m^3	0.001
	Nickel	4.2E-08	mg/m^3	6.0E-09	mg/m^3	9.0E-05	mg/m^3	0.0001
	Thallium	3.7E-09	mg/m^3	5.4E-10	mg/m^3	NV	mg/m^3	NV
	Vanadium	2.3E-08	mg/m^3	3.3E-09	mg/m^3	1.0E-04	mg/m^3	0.00003
Inhalation Route Total								0.003
							Total of Receptor Hazards Across All Media	0.5

TABLE 8.1
CALCULATION OF CANCER RISKS
REASONABLE MAXIMUM EXPOSURE
AOC 3, Former Schenectady Army Depot, New York

Scenario Timeframe: Current/Future
Medium: Soil Gas
Exposure Medium: Indoor Air
Exposure Point: Onsite and Offsite
Receptor Population: Residents, Students, Indoor Workers
Receptor Age: Child, Adolescent, and Adult

Exposure Route	Chemical of Potential Concern	Exposure Point Concentration		Adjusted Air Concentration		Inhalation Unit Risk		Cancer Risk
		Value	Units	Value	Units	Value	Units	
Inhalation	Current/Future Students at Guilderland High School							
	Tetrachloroethene	2.6E-01	ug/m^3	2.1E-06	mg/m^3	2.6E-04	$(mg/m^3)^{-1}$	5.E-10
	Trichloroethene	1.7E-01	ug/m^3	1.4E-06	mg/m^3	4.1E-03	$(mg/m^3)^{-1}$	6.E-09
	Inhalation Route Total - Students							6.E-09
	Current/Future Indoor Workers at Guilderland High School							
	Tetrachloroethene	2.6E-01	ug/m^3	2.1E-05	mg/m^3	2.6E-04	$(mg/m^3)^{-1}$	5.E-09
	Trichloroethene	1.7E-01	ug/m^3	1.4E-05	mg/m^3	4.1E-03	$(mg/m^3)^{-1}$	6.E-08
	Inhalation Route Total - School Workers							6.E-08
	Current/Future Indoor Workers at NEIP							
	Tetrachloroethene	4.7E-02	ug/m^3	3.8E-06	mg/m^3	2.6E-04	$(mg/m^3)^{-1}$	1.E-09
	Trichloroethene	3.9E-02	ug/m^3	3.2E-06	mg/m^3	4.1E-03	$(mg/m^3)^{-1}$	1.E-08
	Inhalation Route Total - NEIP Workers							1.E-08
	Future Indoor Workers at Future Building							
	Tetrachloroethene	6.4E+01	ug/m^3	5.2E-03	mg/m^3	2.6E-04	$(mg/m^3)^{-1}$	1.E-06
	Trichloroethene	1.6E+02	ug/m^3	1.3E-02	mg/m^3	4.1E-03	$(mg/m^3)^{-1}$	5.E-05
	Inhalation Route Total - NEIP Workers							6.E-05
	Current/Future Offsite Residents - Age-adjusted							
	Trichloroethene	1.8E-01	ug/m^3	6.3E-05	mg/m^3	4.8E-03	$(mg/m^3)^{-1}$	3.E-07
	Inhalation Route Total - Offsite Age-adjusted Resident							3.E-07
	Future Onsite Resident - Age-adjusted							
	Tetrachloroethene	6.4E+01	ug/m^3	2.3E-02	mg/m^3	2.6E-04	$(mg/m^3)^{-1}$	6.E-06
	Trichloroethene	1.6E+02	ug/m^3	5.8E-02	mg/m^3	4.8E-03	$(mg/m^3)^{-1}$	3.E-04
	Inhalation Route Total - Onsite Age-adjusted Resident							3.E-04

Note - for residents and TCE, used inhalation unit risk for lifetime exposure

TABLE 8.2
CALCULATION OF CANCER RISKS
REASONABLE MAXIMUM EXPOSURE
AOC 3, Former Schenectady Army Depot, New York

Scenario Timeframe: Future
Medium: Groundwater
Exposure Medium: Groundwater
Exposure Point: Onsite and Offsite
Receptor Population: Residents
Receptor Age: Age-adjusted

Medium	Exposure Medium	Exposure Point	Exposure Route	Chemical of Potential Concern	EPC		Cancer Risk Calculations				
					Value	Units	Intake		CSF/IUR		
							Value	Units	Value	Units	Cancer Risk
Off-Site Residents											
Groundwater	Water	Tap	Ingestion								
				cis-1,2-Dichloroethene	1.3E+00	ug/L	1.7E-05	mg/kg-day	NV	(mg/kg-day)-1	NV
				Trichloroethene	9.0E-01	ug/L	See Table 8.2a				8.E-07
				Vinyl chloride	6.3E-01	ug/L	See Table 8.2b				3.E-05
			Exp. Route Total								3.E-05
		Bath	Dermal contact								
				cis-1,2-Dichloroethene	1.3E+00	ug/L	2.1E-06	mg/kg-day	NV	(mg/kg-day)-1	NV
				Trichloroethene	9.0E-01	ug/L	See Table 8.2a				1.E-07
				Vinyl chloride	6.3E-01	ug/L	See Table 8.2b				2.E-06
			Exp. Route Total								2.E-06
			Inhalation								
				cis-1,2-Dichloroethene	6.6E-01	ug/m3	2.4E-04	mg/m^3	NV	$(mg/m^3)^{-1}$	NV
				Trichloroethene	4.5E-01	ug/m3	See Table 8.2a				9.E-07
				Vinyl chloride	3.1E-01	ug/m3	1.1E-04	mg/m^3	8.8E-03	$(mg/m^3)^{-1}$	1.E-06
			Exp. Route Total								2.E-06
	Exposure Medium Total - Off-Site Age-adjusted Resident										3.E-05
On-Site Residents											
Groundwater	Water	Tap	Ingestion								
				cis-1,2-Dichloroethene	2.1E+00	ug/L	2.7E-05	mg/kg-day	NV	mg/kg-day	NV
				Trichloroethene	2.3E+00	ug/L	See Table 8.2a				2.E-06
			Exp. Route Total								2.E-06
		Bath	Dermal contact								
				cis-1,2-Dichloroethene	2.1E+00	ug/L	3.4E-06	mg/kg-day	NV	mg/kg-day	NV
				Trichloroethene	2.3E+00	ug/L	See Table 8.2a				3.E-07
			Exp. Route Total								3.E-07
			Inhalation								
				cis-1,2-Dichloroethene	1.1E+00	ug/m3	3.8E-04	mg/m^3	NV	mg/m^3	NV
				Trichloroethene	1.2E+00	ug/m3	See Table 8.2a				2.E-06
			Exp. Route Total								2.E-06
	Exposure Medium Total - On-Site Age-adjusted Resident										5.E-06

Table 8.3
CALCULATION OF CANCER RISKS
REASONABLE MAXIMUM EXPOSURE
AOC 3, Former Schenectady Army Depot, New York

Scenario Timeframe: Future
Medium: Soil
Exposure Medium: Soil
Exposure Point: Site Soil
Receptor Population: Outdoor Worker
Receptor Age: Adult

Exposure Route	Chemical of Potential Concern	Exposure Point Concentration		Cancer Risk Calculations				
		Value	Units	Intake (Cancer)		Cancer Slope Factor or Inhalation Unit Risk		Cancer Risk
				Value	Units	Value	Units	
Ingestion								
	Aluminum	2.0E+04	mg/kg	5.4E-03	mg/kg-day	NV	$(mg/kg\text{-}day)^{-1}$	NV
	Antimony	3.4E+00	mg/kg	9.3E-07	mg/kg-day	NV	$(mg/kg\text{-}day)^{-1}$	NV
	Arsenic	6.3E+00	mg/kg	1.0E-06	mg/kg-day	1.5E+00	$(mg/kg\text{-}day)^{-1}$	1.6E-06
	Cadmium	4.4E+01	mg/kg	1.2E-05	mg/kg-day	NV	$(mg/kg\text{-}day)^{-1}$	NV
	Chromium	2.6E+01	mg/kg	7.3E-06	mg/kg-day	5.0E-01	$(mg/kg\text{-}day)^{-1}$	3.6E-06
	Cobalt	1.6E+01	mg/kg	4.4E-06	mg/kg-day	NV	$(mg/kg\text{-}day)^{-1}$	NV
	Iron	3.5E+04	mg/kg	9.6E-03	mg/kg-day	NV	$(mg/kg\text{-}day)^{-1}$	NV
	Manganese	6.3E+02	mg/kg	1.7E-04	mg/kg-day	NV	$(mg/kg\text{-}day)^{-1}$	NV
	Nickel	5.7E+01	mg/kg	1.6E-05	mg/kg-day	NV	$(mg/kg\text{-}day)^{-1}$	NV
	Thallium	5.1E+00	mg/kg	1.4E-06	mg/kg-day	NV	$(mg/kg\text{-}day)^{-1}$	NV
	Vanadium	3.1E+01	mg/kg	8.6E-06	mg/kg-day	NV	$(mg/kg\text{-}day)^{-1}$	NV
Ingestion Route Total								6.E-06
Dermal Absorption								
	Aluminum	2.0E+04	mg/kg	0.0E+00	mg/kg-day	NV	$(mg/kg\text{-}day)^{-1}$	NV
	Antimony	3.4E+00	mg/kg	0.0E+00	mg/kg-day	NV	$(mg/kg\text{-}day)^{-1}$	NV
	Arsenic	6.3E+00	mg/kg	2.2E-07	mg/kg-day	1.5E+00	$(mg/kg\text{-}day)^{-1}$	3.3E-07
	Cadmium	4.4E+01	mg/kg	5.1E-08	mg/kg-day	NV	$(mg/kg\text{-}day)^{-1}$	NV
	Chromium	2.6E+01	mg/kg	0.0E+00	mg/kg-day	2.0E+01	$(mg/kg\text{-}day)^{-1}$	0.0E+00
	Cobalt	1.6E+01	mg/kg	0.0E+00	mg/kg-day	NV	$(mg/kg\text{-}day)^{-1}$	NV
	Iron	3.5E+04	mg/kg	0.0E+00	mg/kg-day	NV	$(mg/kg\text{-}day)^{-1}$	NV
	Manganese	6.3E+02	mg/kg	0.0E+00	mg/kg-day	NV	$(mg/kg\text{-}day)^{-1}$	NV
	Nickel	5.7E+01	mg/kg	0.0E+00	mg/kg-day	NV	$(mg/kg\text{-}day)^{-1}$	NV
	Thallium	5.1E+00	mg/kg	0.0E+00	mg/kg-day	NV	$(mg/kg\text{-}day)^{-1}$	NV
	Vanadium	3.1E+01	mg/kg	0.0E+00	mg/kg-day	NV	$(mg/kg\text{-}day)^{-1}$	NV
Dermal Absorption Route Total								6.E-07

Table 8.3
CALCULATION OF CANCER RISKS
REASONABLE MAXIMUM EXPOSURE
AOC 3, Former Schenectady Army Depot, New York

Scenario Timeframe: Future
Medium: Soil
Exposure Medium: Soil
Exposure Point: Site Soil
Receptor Population: Outdoor Worker
Receptor Age: Adult

Exposure Route	Chemical of Potential Concern	Exposure Point Concentration		Cancer Risk Calculations				
		Value	Units	Intake (Cancer)		Cancer Slope Factor or Inhalation Unit Risk		Cancer Risk
				Value	Units	Value	Units	
Inhalation								
	Aluminum	1.5E-05	mg/m^3	1.1E-06	mg/m^3	NV	$(mg/m^3)^{-1}$	NV
	Antimony	2.5E-09	mg/m^3	1.8E-10	mg/m^3	NV	$(mg/m^3)^{-1}$	NV
	Arsenic	4.6E-09	mg/m^3	3.4E-10	mg/m^3	4.3E+00	$(mg/m^3)^{-1}$	1.5E-09
	Cadmium	3.3E-08	mg/m^3	2.4E-09	mg/m^3	1.8E+00	$(mg/m^3)^{-1}$	4.3E-09
	Chromium	1.9E-08	mg/m^3	1.4E-09	mg/m^3	8.4E+01	$(mg/m^3)^{-1}$	1.2E-07
	Cobalt	1.2E-08	mg/m^3	8.6E-10	mg/m^3	9.0E+00	$(mg/m^3)^{-1}$	7.8E-09
	Iron	2.6E-05	mg/m^3	1.9E-06	mg/m^3	NV	$(mg/m^3)^{-1}$	NV
	Manganese	4.6E-07	mg/m^3	3.4E-08	mg/m^3	NV	$(mg/m^3)^{-1}$	NV
	Nickel	4.2E-08	mg/m^3	3.1E-09	mg/m^3	2.4E-01	$(mg/m^3)^{-1}$	7.4E-10
	Thallium	3.7E-09	mg/m^3	2.7E-10	mg/m^3	NV	$(mg/m^3)^{-1}$	NV
	Vanadium	2.3E-08	mg/m^3	1.7E-09	mg/m^3	NV	$(mg/m^3)^{-1}$	NV
Inhalation Route Total								1.E-07
							Total of Receptor Hazards Across All Media	6.E-06

Table 8.4
CALCULATION OF CANCER RISKS
REASONABLE MAXIMUM EXPOSURE
AOC 3, Former Schenectady Army Depot, New York

Scenario Timeframe: Future
Medium: Soil
Exposure Medium: Soil
Exposure Point: Site Soil
Receptor Population: Construction Worker
Receptor Age: Adult

Exposure Route	Chemical of Potential Concern	Exposure Point Concentration		Cancer Risk Calculations				
		Value	Units	Intake (Cancer)		Cancer Slope Factor or Inhalation Unit Risk		Cancer Risk
				Value	Units	Value	Units	
Ingestion								
	Aluminum	2.0E+04	mg/kg	8.0E-04	mg/kg-day	NV	$(mg/kg\text{-}day)^{-1}$	NV
	Antimony	3.4E+00	mg/kg	1.4E-07	mg/kg-day	NV	$(mg/kg\text{-}day)^{-1}$	NV
	Arsenic	6.3E+00	mg/kg	1.5E-07	mg/kg-day	1.5E+00	$(mg/kg\text{-}day)^{-1}$	2.3E-07
	Cadmium	4.4E+01	mg/kg	1.8E-06	mg/kg-day	NV	$(mg/kg\text{-}day)^{-1}$	NV
	Chromium	2.6E+01	mg/kg	1.1E-06	mg/kg-day	5.0E-01	$(mg/kg\text{-}day)^{-1}$	5.3E-07
	Cobalt	1.6E+01	mg/kg	6.4E-07	mg/kg-day	NV	$(mg/kg\text{-}day)^{-1}$	NV
	Iron	3.5E+04	mg/kg	1.4E-03	mg/kg-day	NV	$(mg/kg\text{-}day)^{-1}$	NV
	Manganese	6.3E+02	mg/kg	2.5E-05	mg/kg-day	NV	$(mg/kg\text{-}day)^{-1}$	NV
	Nickel	5.7E+01	mg/kg	2.3E-06	mg/kg-day	NV	$(mg/kg\text{-}day)^{-1}$	NV
	Thallium	5.1E+00	mg/kg	2.0E-07	mg/kg-day	NV	$(mg/kg\text{-}day)^{-1}$	NV
	Vanadium	3.1E+01	mg/kg	1.3E-06	mg/kg-day	NV	$(mg/kg\text{-}day)^{-1}$	NV
Exposure Route Total								8.E-07
Dermal Absorption								
	Aluminum	2.0E+04	mg/kg	0.0E+00	mg/kg-day	NV	$(mg/kg\text{-}day)^{-1}$	NV
	Antimony	3.4E+00	mg/kg	0.0E+00	mg/kg-day	NV	$(mg/kg\text{-}day)^{-1}$	NV
	Arsenic	6.3E+00	mg/kg	2.4E-08	mg/kg-day	1.5E+00	$(mg/kg\text{-}day)^{-1}$	3.6E-08
	Cadmium	4.4E+01	mg/kg	5.6E-09	mg/kg-day	NV	$(mg/kg\text{-}day)^{-1}$	NV
	Chromium	2.6E+01	mg/kg	0.0E+00	mg/kg-day	2.0E+01	$(mg/kg\text{-}day)^{-1}$	0.0E+00
	Cobalt	1.6E+01	mg/kg	0.0E+00	mg/kg-day	NV	$(mg/kg\text{-}day)^{-1}$	NV
	Iron	3.5E+04	mg/kg	0.0E+00	mg/kg-day	NV	$(mg/kg\text{-}day)^{-1}$	NV
	Manganese	6.3E+02	mg/kg	0.0E+00	mg/kg-day	NV	$(mg/kg\text{-}day)^{-1}$	NV
	Nickel	5.7E+01	mg/kg	0.0E+00	mg/kg-day	NV	$(mg/kg\text{-}day)^{-1}$	NV
	Thallium	5.1E+00	mg/kg	0.0E+00	mg/kg-day	NV	$(mg/kg\text{-}day)^{-1}$	NV
	Vanadium	3.1E+01	mg/kg	0.0E+00	mg/kg-day	NV	$(mg/kg\text{-}day)^{-1}$	NV
Exposure Route Total								6.E-08

Table 8.4
CALCULATION OF CANCER RISKS
REASONABLE MAXIMUM EXPOSURE
AOC 3, Former Schenectady Army Depot, New York

Scenario Timeframe: Future
Medium: Soil
Exposure Medium: Soil
Exposure Point: Site Soil
Receptor Population: Construction Worker
Receptor Age: Adult

Exposure Route	Chemical of Potential Concern	Exposure Point Concentration		Cancer Risk Calculations				
		Value	Units	Intake (Cancer)		Cancer Slope Factor or Inhalation Unit Risk		Cancer Risk
				Value	Units	Value	Units	
Inhalation								
	Aluminum	2.8E-03	mg/m^3	9.2E-06	mg/m^3	NV	$(mg/m^3)^{-1}$	NV
	Antimony	4.8E-07	mg/m^3	1.6E-09	mg/m^3	NV	$(mg/m^3)^{-1}$	NV
	Arsenic	9.0E-07	mg/m^3	2.9E-09	mg/m^3	4.3E+00	$(mg/m^3)^{-1}$	1.3E-08
	Cadmium	6.3E-06	mg/m^3	2.1E-08	mg/m^3	1.8E+00	$(mg/m^3)^{-1}$	3.7E-08
	Chromium	3.8E-06	mg/m^3	1.2E-08	mg/m^3	8.4E+01	$(mg/m^3)^{-1}$	1.0E-06
	Cobalt	2.3E-06	mg/m^3	7.4E-09	mg/m^3	9.0E+00	$(mg/m^3)^{-1}$	6.7E-08
	Iron	5.0E-03	mg/m^3	1.6E-05	mg/m^3	NV	$(mg/m^3)^{-1}$	NV
	Manganese	9.0E-05	mg/m^3	2.9E-07	mg/m^3	NV	$(mg/m^3)^{-1}$	NV
	Nickel	8.1E-06	mg/m^3	2.7E-08	mg/m^3	2.4E-01	$(mg/m^3)^{-1}$	6.4E-09
	Thallium	7.2E-07	mg/m^3	2.4E-09	mg/m^3	NV	$(mg/m^3)^{-1}$	NV
	Vanadium	4.5E-06	mg/m^3	1.5E-08	mg/m^3	NV	$(mg/m^3)^{-1}$	NV
Exposure Route Total								1.E-06
							Total of Receptor Hazards Across All Media	2.E-06

Table 8.5
CALCULATION OF CANCER RISKS
REASONABLE MAXIMUM EXPOSURE
AOC 3, Former Schenectady Army Depot, New York

Scenario Timeframe: Future
Medium: Soil
Exposure Medium: Soil
Exposure Point: Site Soil
Receptor Population: Resident
Receptor Age: Child/Adult, age-adjusted

Exposure Route	Chemical of Potential Concern	Exposure Point Concentration		Cancer Risk Calculations				
		Value	Units	Intake (Cancer)		Cancer Slope Factor or Inhalation Unit Risk		Cancer Risk
				Value	Units	Value	Units	
Ingestion								
	Aluminum	2.0E+04	mg/kg	2.8E-02	mg/kg-day	NV	$(mg/kg\text{-}day)^{-1}$	NV
	Antimony	3.4E+00	mg/kg	4.9E-06	mg/kg-day	NV	$(mg/kg\text{-}day)^{-1}$	NV
	Arsenic	6.3E+00	mg/kg	5.4E-06	mg/kg-day	1.5E+00	$(mg/kg\text{-}day)^{-1}$	8.E-06
	Cadmium	4.4E+01	mg/kg	6.4E-05	mg/kg-day	NV	$(mg/kg\text{-}day)^{-1}$	NV
	Chromium	2.6E+01	mg/kg	See Table for Mutagenic Risks				9.E-05
	Cobalt	1.6E+01	mg/kg	2.3E-05	mg/kg-day	NV	$(mg/kg\text{-}day)^{-1}$	NV
	Iron	3.5E+04	mg/kg	5.0E-02	mg/kg-day	NV	$(mg/kg\text{-}day)^{-1}$	NV
	Manganese	6.3E+02	mg/kg	9.0E-04	mg/kg-day	NV	$(mg/kg\text{-}day)^{-1}$	NV
	Nickel	5.7E+01	mg/kg	8.2E-05	mg/kg-day	NV	$(mg/kg\text{-}day)^{-1}$	NV
	Thallium	5.1E+00	mg/kg	7.3E-06	mg/kg-day	NV	$(mg/kg\text{-}day)^{-1}$	NV
	Vanadium	3.1E+01	mg/kg	4.5E-05	mg/kg-day	NV	$(mg/kg\text{-}day)^{-1}$	NV
Ingestion Route Total								1.E-04
Dermal Absorption								
	Aluminum	2.0E+04	mg/kg	0.0E+00	mg/kg-day	NV	$(mg/kg\text{-}day)^{-1}$	NV
	Antimony	3.4E+00	mg/kg	0.0E+00	mg/kg-day	NV	$(mg/kg\text{-}day)^{-1}$	NV
	Arsenic	6.3E+00	mg/kg	8.3E-07	mg/kg-day	1.5E+00	$(mg/kg\text{-}day)^{-1}$	1.E-06
	Cadmium	4.4E+01	mg/kg	1.9E-07	mg/kg-day	NV	$(mg/kg\text{-}day)^{-1}$	NV
	Chromium	2.6E+01	mg/kg	See Table for Mutagenic Risks				0.E+00
	Cobalt	1.6E+01	mg/kg	0.0E+00	mg/kg-day	NV	$(mg/kg\text{-}day)^{-1}$	NV
	Iron	3.5E+04	mg/kg	0.0E+00	mg/kg-day	NV	$(mg/kg\text{-}day)^{-1}$	NV
	Manganese	6.3E+02	mg/kg	0.0E+00	mg/kg-day	NV	$(mg/kg\text{-}day)^{-1}$	NV
	Nickel	5.7E+01	mg/kg	0.0E+00	mg/kg-day	NV	$(mg/kg\text{-}day)^{-1}$	NV
	Thallium	5.1E+00	mg/kg	0.0E+00	mg/kg-day	NV	$(mg/kg\text{-}day)^{-1}$	NV
	Vanadium	3.1E+01	mg/kg	0.0E+00	mg/kg-day	NV	$(mg/kg\text{-}day)^{-1}$	NV
Dermal Absorption Route Total								5.E-06

Table 8.5
CALCULATION OF CANCER RISKS
REASONABLE MAXIMUM EXPOSURE
AOC 3, Former Schenectady Army Depot, New York

Scenario Timeframe: Future
Medium: Soil
Exposure Medium: Soil
Exposure Point: Site Soil
Receptor Population: Resident
Receptor Age: Child/Adult, age-adjusted

Exposure Route	Chemical of Potential Concern	Exposure Point Concentration		Cancer Risk Calculations				
		Value	Units	Intake (Cancer)		Cancer Slope Factor or Inhalation Unit Risk		Cancer Risk
				Value	Units	Value	Units	
Inhalation								
	Aluminum	1.5E-05	mg/m^3	5.2E-06	mg/m^3	NV	$(mg/m^3)^{-1}$	NV
	Antimony	2.5E-09	mg/m^3	8.9E-10	mg/m^3	NV	$(mg/m^3)^{-1}$	NV
	Arsenic	4.6E-09	mg/m^3	1.7E-09	mg/m^3	4.3E+00	$(mg/m^3)^{-1}$	7.E-09
	Cadmium	3.3E-08	mg/m^3	1.2E-08	mg/m^3	1.8E+00	$(mg/m^3)^{-1}$	2.E-08
	Chromium	1.9E-08	mg/m^3	See Table for Mutagenic Risks				2.E-06
	Cobalt	1.2E-08	mg/m^3	4.2E-09	mg/m^3	9.0E+00	$(mg/m^3)^{-1}$	4.E-08
	Iron	2.6E-05	mg/m^3	9.2E-06	mg/m^3	NV	$(mg/m^3)^{-1}$	NV
	Manganese	4.6E-07	mg/m^3	1.6E-07	mg/m^3	NV	$(mg/m^3)^{-1}$	NV
	Nickel	4.2E-08	mg/m^3	1.5E-08	mg/m^3	2.4E-01	$(mg/m^3)^{-1}$	4.E-09
	Thallium	3.7E-09	mg/m^3	1.3E-09	mg/m^3	NV	$(mg/m^3)^{-1}$	NV
	Vanadium	2.3E-08	mg/m^3	8.2E-09	mg/m^3	NV	$(mg/m^3)^{-1}$	NV
Inhalation Route Total								2.E-06
							Total of Receptor Hazards Across All Media	1.E-04

Table 8.5a
CALCULATION OF CANCER RISKS - AGE-DEPENDENT CALCULATIONS
AOC 3, Former Schenectady Army Depot, New York

Scenario Timeframe: Future
Receptor Population: Resident
Receptor Age: Child/Adult Age-adjusted

Exposure Route	Chemical of Potential Concern	posure Point Concentrat		Cancer Risk Calculations						
		Value	Units	Intake (Cancer)		Cancer Slope Factor		Age-Dependent Adjustment Factors (unitless)	Age-Dependent Cancer Risk	Cancer Risk
				Value	Units	Value	Units			
Chromium	Ingestion									8.6E-05
	Age 0 -2 years	2.6E+01	mg/kg	9.6E-06	mg/kg-day	5.0E-01	(mg/kg-day)-1	10	4.8E-05	
	Age 2 - 6 years	2.6E+01	mg/kg	1.9E-05	mg/kg-day	5.0E-01	(mg/kg-day)-1	3	2.9E-05	
	Age 6 - 16 years	2.6E+01	mg/kg	4.5E-06	mg/kg-day	5.0E-01	(mg/kg-day)-1	3	6.8E-06	
	Age 16 - 26 years	2.6E+01	mg/kg	4.5E-06	mg/kg-day	5.0E-01	(mg/kg-day)-1	1	2.3E-06	
	Dermal Absorption									0.0E+00
	Age 0 -2 years	2.6E+01	mg/kg	0.0E+00	mg/kg-day	2.0E+01	(mg/kg-day)-1	10	0.0E+00	
	Age 2 - 6 years	2.6E+01	mg/kg	0.0E+00	mg/kg-day	2.0E+01	(mg/kg-day)-1	3	0.0E+00	
	Age 6 - 16 years	2.6E+01	mg/kg	0.0E+00	mg/kg-day	2.0E+01	(mg/kg-day)-1	3	0.0E+00	
	Age 16 - 26 years	2.6E+01	mg/kg	0.0E+00	mg/kg-day	2.0E+01	(mg/kg-day)-1	1	0.0E+00	
	Inhalation									1.6E-06
	Age 0 -2 years	1.9E-08	mg/m3	5.3E-10	mg/m3	8.4E+01	$(mg/m^3)^{-1}$	10	4.5E-07	
	Age 2 - 6 years	1.9E-08	mg/m3	1.1E-09	mg/m3	8.4E+01	$(mg/m^3)^{-1}$	3	2.7E-07	
	Age 6 - 16 years	1.9E-08	mg/m3	2.7E-09	mg/m3	8.4E+01	$(mg/m^3)^{-1}$	3	6.7E-07	
	Age 16 - 26 years	1.9E-08	mg/m3	2.7E-09	mg/m3	8.4E+01	$(mg/m^3)^{-1}$	1	2.2E-07	

Table 8.6
CALCULATION OF CANCER RISKS
REASONABLE MAXIMUM EXPOSURE
AOC 3, Former Schenectady Army Depot, New York

Scenario Timeframe: Current/Future
Medium: Soil
Exposure Medium: Soil
Exposure Point: Site Soil
Receptor Population: Student
Receptor Age: Adolescent

Exposure Route	Chemical of Potential Concern	Exposure Point Concentration		Cancer Risk Calculations				
		Value	Units	Intake (Cancer)		Cancer Slope Factor or Inhalation Unit Risk		Cancer Risk
				Value	Units	Value	Units	
Ingestion								
	Aluminum	2.0E+04	mg/kg	7.0E-04	mg/kg-day	NV	$(mg/kg\text{-}day)^{-1}$	NV
	Antimony	3.4E+00	mg/kg	1.2E-07	mg/kg-day	NV	$(mg/kg\text{-}day)^{-1}$	NV
	Arsenic	6.3E+00	mg/kg	1.3E-07	mg/kg-day	1.5E+00	$(mg/kg\text{-}day)^{-1}$	2.0E-07
	Cadmium	4.4E+01	mg/kg	1.6E-06	mg/kg-day	NV	$(mg/kg\text{-}day)^{-1}$	NV
	Chromium	2.6E+01	mg/kg	9.3E-07	mg/kg-day	1.5E+00	$(mg/kg\text{-}day)^{-1}$	1.4E-06
	Cobalt	1.6E+01	mg/kg	5.6E-07	mg/kg-day	NV	$(mg/kg\text{-}day)^{-1}$	NV
	Iron	3.5E+04	mg/kg	1.2E-03	mg/kg-day	NV	$(mg/kg\text{-}day)^{-1}$	NV
	Manganese	6.3E+02	mg/kg	2.2E-05	mg/kg-day	NV	$(mg/kg\text{-}day)^{-1}$	NV
	Nickel	5.7E+01	mg/kg	2.0E-06	mg/kg-day	NV	$(mg/kg\text{-}day)^{-1}$	NV
	Thallium	5.1E+00	mg/kg	1.8E-07	mg/kg-day	NV	$(mg/kg\text{-}day)^{-1}$	NV
	Vanadium	3.1E+01	mg/kg	1.1E-06	mg/kg-day	NV	$(mg/kg\text{-}day)^{-1}$	NV
Ingestion Route Total								2.E-06
Dermal Absorption								
	Aluminum	2.0E+04	mg/kg	0.0E+00	mg/kg-day	NV	$(mg/kg\text{-}day)^{-1}$	NV
	Antimony	3.4E+00	mg/kg	0.0E+00	mg/kg-day	NV	$(mg/kg\text{-}day)^{-1}$	NV
	Arsenic	6.3E+00	mg/kg	2.8E-08	mg/kg-day	1.5E+00	$(mg/kg\text{-}day)^{-1}$	4.2E-08
	Cadmium	4.4E+01	mg/kg	6.6E-09	mg/kg-day	NV	$(mg/kg\text{-}day)^{-1}$	NV
	Chromium	2.6E+01	mg/kg	0.0E+00	mg/kg-day	6.0E+01	$(mg/kg\text{-}day)^{-1}$	0.0E+00
	Cobalt	1.6E+01	mg/kg	0.0E+00	mg/kg-day	NV	$(mg/kg\text{-}day)^{-1}$	NV
	Iron	3.5E+04	mg/kg	0.0E+00	mg/kg-day	NV	$(mg/kg\text{-}day)^{-1}$	NV
	Manganese	6.3E+02	mg/kg	0.0E+00	mg/kg-day	NV	$(mg/kg\text{-}day)^{-1}$	NV
	Nickel	5.7E+01	mg/kg	0.0E+00	mg/kg-day	NV	$(mg/kg\text{-}day)^{-1}$	NV
	Thallium	5.1E+00	mg/kg	0.0E+00	mg/kg-day	NV	$(mg/kg\text{-}day)^{-1}$	NV
	Vanadium	3.1E+01	mg/kg	0.0E+00	mg/kg-day	NV	$(mg/kg\text{-}day)^{-1}$	NV
Dermal Absorption Route Total								1.E-07

Table 8.6
CALCULATION OF CANCER RISKS
REASONABLE MAXIMUM EXPOSURE
AOC 3, Former Schenectady Army Depot, New York

Scenario Timeframe: Current/Future
Medium: Soil
Exposure Medium: Soil
Exposure Point: Site Soil
Receptor Population: Student
Receptor Age: Adolescent

Exposure Route	Chemical of Potential Concern	Exposure Point Concentration		Cancer Risk Calculations				
		Value	Units	Intake (Cancer)		Cancer Slope Factor or Inhalation Unit Risk		Cancer Risk
				Value	Units	Value	Units	
Inhalation								
	Aluminum	1.5E-05	mg/m^3	1.2E-07	mg/m^3	NV	$(mg/m^3)^{-1}$	NV
	Antimony	2.5E-09	mg/m^3	2.0E-11	mg/m^3	NV	$(mg/m^3)^{-1}$	NV
	Arsenic	4.6E-09	mg/m^3	3.8E-11	mg/m^3	4.3E+00	$(mg/m^3)^{-1}$	1.6E-10
	Cadmium	3.3E-08	mg/m^3	2.7E-10	mg/m^3	1.8E+00	$(mg/m^3)^{-1}$	4.8E-10
	Chromium	1.9E-08	mg/m^3	1.6E-10	mg/m^3	2.5E+02	$(mg/m^3)^{-1}$	4.0E-08
	Cobalt	1.2E-08	mg/m^3	9.7E-11	mg/m^3	9.0E+00	$(mg/m^3)^{-1}$	8.7E-10
	Iron	2.6E-05	mg/m^3	2.1E-07	mg/m^3	NV	$(mg/m^3)^{-1}$	NV
	Manganese	4.6E-07	mg/m^3	3.8E-09	mg/m^3	NV	$(mg/m^3)^{-1}$	NV
	Nickel	4.2E-08	mg/m^3	3.4E-10	mg/m^3	2.4E-01	$(mg/m^3)^{-1}$	8.3E-11
	Thallium	3.7E-09	mg/m^3	3.1E-11	mg/m^3	NV	$(mg/m^3)^{-1}$	NV
	Vanadium	2.3E-08	mg/m^3	1.9E-10	mg/m^3	NV	$(mg/m^3)^{-1}$	NV
Inhalation Route Total								4.E-08
							Total of Receptor Hazards Across All Media	2.E-06

TABLE 9.1

SUMMARY OF RECEPTOR RISKS AND HAZARDS FOR COPCs

REASONABLE MAXIMUM EXPOSURE

AOC 3, Former Schenectady Army Depot, New York

Scenario Timeframe: Future
Receptor Population: Outdoor Worker
Receptor Age: Adult

Medium	Exposure Medium	Exposure Point	Chemical	Carcinogenic Risk				Chemical	Non-Carcinogenic Hazard Quotient				
				Ingestion	Inhalation	Dermal	Exposure Routes Total		Primary Target Organ	Ingestion	Inhalation	Dermal	Exposure Routes Total
Soil	Soil	Site Soil	Aluminum	NV	- -	NV	0.E+00	Aluminum	Neurological	0.02	- -	0.0	0.02
			Antimony	NV	- -	NV	0.E+00	Antimony	Blood and longevity	0.01	- -	0.0	0.01
			Arsenic	2.E-06	- -	3.E-07	2.E-06	Arsenic	Skin/Vascular	0.01	- -	0.002	0.01
			Cadmium	NV	- -	NV	0.E+00	Cadmium	Kidneys	0.03	- -	0.006	0.04
			Chromium	4.E-06	- -	0.E+00	4.E-06	Chromium	None Reported	0.01	- -	0.0	0.01
			Cobalt	NV	- -	NV	0.E+00	Cobalt	Thyroid	0.04	- -	0.0	0.04
			Iron	NV	- -	NV	0.E+00	Iron	Gastrointestinal Tract	0.04	- -	0.0	0.04
			Manganese	NV	- -	NV	0.E+00	Manganese	Neurological	0.02	- -	0.0	0.02
			Nickel	NV	- -	NV	0.E+00	Nickel	Body and Organ weights	0.002	- -	0.0	0.002
			Thallium	NV	- -	NV	0.E+00	Thallium	Hair	0.4	- -	0.0	0.4
			Vanadium	NV	- -	NV	0.E+00	Vanadium	Hair	0.005	- -	0.0	0.005
			Chemical Total	6.E-06	- -	6.E-07	6.E-06	Chemical Total	- -	0.6	- -	0.008	0.6
	Exposure Medium Total						6.E-06						0.6
	Air	Volatile and Fugitive Dust Emissions											
			Aluminum	- -	NV	- -	0.E+00	Aluminum	Neurological	- -	0.0006	- -	0.0006
			Antimony	- -	NV	- -	0.E+00	Antimony	NA	- -	NV	- -	0.0
			Arsenic	- -	1.E-09	- -	1.E-09	Arsenic	Development, vascular, nervous system	- -	0.00006	- -	0.00006
			Cadmium	- -	4.E-09	- -	4.E-09	Cadmium	Kidneys	- -	0.00067	- -	0.00067
			Chromium	- -	1.E-07	- -	1.E-07	Chromium	Lungs	- -	0.00004	- -	0.00004
			Cobalt	- -	8.E-09	- -	8.E-09	Cobalt	Respiratory System	- -	0.0004	- -	0.0004
			Iron	- -	NV	- -	0.E+00	Iron	NA	- -	NV	- -	0.0
			Manganese	- -	NV	- -	0.E+00	Manganese	Neurological	- -	0.002	- -	0.002
			Nickel	- -	7.E-10	- -	7.E-10	Nickel	Respiratory System	- -	0.0001	- -	0.0001
			Thallium	- -	NV	- -	0.E+00	Thallium	NA	- -	NV	- -	0.0
			Vanadium	- -	NV	- -	0.E+00	Vanadium	Respiratory System	- -	0.00005	- -	0.00005
			Chemical Total	--	1.3E-07	--	1.3E-07	Chemical Total		--	0.004	--	0.004
	Exposure Medium Total						1.E-07						0.004
Soil Total							6.E-06						0.6

Total Risk Across All Media: 6.E-06

Total Hazard Index Across All Media: 0.6

TABLE 9.2

SUMMARY OF RECEPTOR RISKS AND HAZARDS FOR COPCs

REASONABLE MAXIMUM EXPOSURE

AOC 3, Former Schenectady Army Depot, New York

Scenario Timeframe: Future
Receptor Population: Construction Worker
Receptor Age: Adult

Medium	Exposure Medium	Exposure Point	Chemical	Carcinogenic Risk				Chemical	Non-Carcinogenic Hazard Quotient				
				Ingestion	Inhalation	Dermal	Exposure Routes Total		Primary Target Organ	Ingestion	Inhalation	Dermal	Exposure Routes Total
Soil	Soil	Site Soil	Aluminum	NV	- -	NV	0.E+00	Aluminum	Neurological	0.06	- -	0.0	0.1
			Antimony	NV	- -	NV	0.E+00	Antimony	Blood and longevity	0.02	- -	0.0	0.02
			Arsenic	2.E-07	- -	4.E-08	3.E-07	Arsenic	Skin/Vascular	0.04	- -	0.01	0.04
			Cadmium	NV	- -	NV	0.E+00	Cadmium	Kidneys	0.1	- -	0.02	0.1
			Chromium	5.E-07	- -	0.E+00	5.E-07	Chromium	None Reported	0.02	- -	0.0	0.02
			Cobalt	NV	- -	NV	0.E+00	Cobalt	Thyroid	0.2	- -	0.0	0.2
			Iron	NV	- -	NV	0.E+00	Iron	Gastrointestinal Tract	0.1	- -	0.0	0.1
			Manganese	NV	- -	NV	0.E+00	Manganese	Neurological	0.07	- -	0.0	0.1
			Nickel	NV	- -	NV	0.E+00	Nickel	Body and Organ weights	0.01	- -	0.0	0.01
			Thallium	NV	- -	NV	0.E+00	Thallium	Hair	1	- -	0.0	1
			Vanadium	NV	- -	NV	0.E+00	Vanadium	Hair	0.02	- -	0.0	0.02
			Chemical Total	8.E-07	- -	6.E-08	9.E-07	Chemical Total	- -	2	- -	0.02	2
	Exposure Medium Total						9.E-07						2.108
	Air	Volatile and Fugitive Dust Emissions	Aluminum	- -	NV	- -	0.E+00	Aluminum	Neurological	- -	0.1	- -	0.1
			Antimony	- -	NV	- -	0.E+00	Antimony	NA	- -	NV	- -	0.0
			Arsenic	- -	1.E-08	- -	1.E-08	Arsenic	Development, vascular, nervous system	- -	0.01	- -	0.01
			Cadmium	- -	4.E-08	- -	4.E-08	Cadmium	Kidneys	- -	0.1	- -	0.1
			Chromium	- -	1.E-06	- -	1.E-06	Chromium	Lungs	- -	0.009	- -	0.009
			Cobalt	- -	7.E-08	- -	7.E-08	Cobalt	Respiratory System	- -	0.09	- -	0.09
			Iron	- -	NV	- -	0.E+00	Iron	NA	- -	NV	- -	0.0
			Manganese	- -	NV	- -	0.E+00	Manganese	Neurological	- -	0.4	- -	0.4
			Nickel	- -	6.E-09	- -	6.E-09	Nickel	Respiratory System	- -	0.02	- -	0.02
			Thallium	- -	NV	- -	0.E+00	Thallium	NA	- -	NV	- -	0.0
			Vanadium	- -	NV	- -	0.E+00	Vanadium	Respiratory System	- -	0.01	- -	0.01
			Chemical Total	--	1.2E-06	--	1.2E-06	Chemical Total		--	0.8	--	0.8
	Exposure Medium Total						1.E-06						0.8
Soil Total							2.E-06						3

Total Risk Across All Media	2.E-06
Total Hazard Index Across All Media	3
Total Neurological HI =	0.6
Total Vascular HI =	0.05
Total Skin HI =	0.04

TABLE 9.2

SUMMARY OF RECEPTOR RISKS AND HAZARDS FOR COPCs

REASONABLE MAXIMUM EXPOSURE

AOC 3, Former Schenectady Army Depot, New York

Scenario Timeframe: Future
Receptor Population: Construction Worker
Receptor Age: Adult

Medium	Exposure Medium	Exposure Point	Chemical	Carcinogenic Risk				Chemical	Non-Carcinogenic Hazard Quotient				
				Ingestion	Inhalation	Dermal	Exposure Routes Total		Primary Target Organ	Ingestion	Inhalation	Dermal	Exposure Routes Total

Total Body and Organ Weight HI =	0.01
Total Kidneys HI =	0.3
Total Development HI =	0.01
Total Gastrointestinal HI =	0.1
Total Blood HI =	0.02
Total Lungs and Respiratory System HI =	0.1
Total Longevity HI =	0.02
Total Thyroid HI =	0.2
Total Hair HI =	1

TABLE 9.3

SUMMARY OF RECEPTOR RISKS AND HAZARDS FOR COPCs

REASONABLE MAXIMUM EXPOSURE

AOC 3, Former Schenectady Army Depot, New York

Scenario Timeframe: Future
Receptor Population: Student
Receptor Age: Adolescent

Medium	Exposure Medium	Exposure Point	Chemical	Carcinogenic Risk				Chemical	Non-Carcinogenic Hazard Quotient				
				Ingestion	Inhalation	Dermal	Exposure Routes Total		Primary Target Organ	Ingestion	Inhalation	Dermal	Exposure Routes Total
Soil	Soil	Site Soil											
			Aluminum	NV	- -	NV	0.E+00	Aluminum	Neurological	0.01	- -	0.00	0.0
			Antimony	NV	- -	NV	0.E+00	Antimony	Blood and longevity	0.01	- -	0.00	0.0
			Arsenic	2.E-07	- -	4.E-08	2.E-07	Arsenic	Skin/Vascular	0.008	- -	0.0016	0.009
			Cadmium	NV	- -	NV	0.E+00	Cadmium	Kidneys	0.03	- -	0.00	0.03
			Chromium	1.E-06	- -	0.E+00	1.E-06	Chromium	None Reported	0.005	- -	0.000	0.005
			Cobalt	NV	- -	NV	0.E+00	Cobalt	Thyroid	0.033	- -	0.0000	0.033
			Iron	NV	- -	NV	0.E+00	Iron	Gastrointestinal Tract	0.031	- -	0.0000	0.031
			Manganese	NV	- -	NV	0.E+00	Manganese	Neurological	0.016	- -	0.000	0.016
			Nickel	NV	- -	NV	0.E+00	Nickel	Body and Organ weights	0.00	- -	0.00	0.00
			Thallium	NV	- -	NV	0.E+00	Thallium	Hair	0.31	- -	0.00	0.31
			Vanadium	NV	- -	NV	0.E+00	Vanadium	Hair	0.00	- -	0.00	0.00
			Chemical Total	2.E-06	- -	1.E-07	2.E-06	Chemical Total	- -	0.45519	- -	0.00625	0.46144
	Exposure Medium Total						2.E-06						0.4614
	Air	Volatile and Fugitive Dust Emissions											
			Aluminum	- -	NV	- -	0.E+00	Aluminum	Neurological	- -	0.00	- -	0.0
			Antimony	- -	NV	- -	0.E+00	Antimony	NA	- -	NV	- -	0.0
			Arsenic	- -	2.E-10	- -	2.E-10	Arsenic	Development, vascular, nervous system	- -	0.0000445	- -	0.0000445
			Cadmium	- -	5.E-10	- -	5.E-10	Cadmium	Kidneys	- -	0.00	- -	0.00047
			Chromium	- -	4.E-08	- -	4.E-08	Chromium	Lungs	- -	0.0000279	- -	0.0000279
			Cobalt	- -	9.E-10	- -	9.E-10	Cobalt	Respiratory System	- -	0.0002817	- -	0.0002817
			Iron	- -	NV	- -	0.E+00	Iron	NA	- -	NV	- -	0.0
			Manganese	- -	NV	- -	0.E+00	Manganese	Neurological	- -	0.001328	- -	0.001328
			Nickel	- -	8.E-11	- -	8.E-11	Nickel	Respiratory System	- -	0.00	- -	0.0
			Thallium	- -	NV	- -	0.E+00	Thallium	NA	- -	NV	- -	0.0
			Vanadium	- -	NV	- -	0.E+00	Vanadium	Respiratory System	- -	0.00	- -	0.0
			Chemical Total	--	4.E-08	--	4.E-08	Chemical Total		--	0.002667497	--	0.002667497
	Exposure Medium Total						4.E-08						0.002667497
Soil Total							2.E-06						0.4641
Soil gas	Indoor Air	School											
			tetrachloroethene	--	5.E-10	--	5.E-10	tetrachloroethene	Neurological development and immune system	--	0.0009	--	0.0009
			Trichloroethene	--	6.E-09	--	6.E-09	Trichloroethene		--	0.01	--	0.01
			Chemical Total	--		--	6.E-09	Chemical Total		--	0.01	--	0.01
	Exposure Medium Total						6.E-09						0.01
Soil gasTotal							6.E-09						0.01

Total Risk Across All Media: 2.E-06

Total Hazard Index Across All Media: 0.5

TABLE 9.4

SUMMARY OF RECEPTOR RISKS AND HAZARDS FOR COPCs

REASONABLE MAXIMUM EXPOSURE

AOC 3, Former Schenectady Army Depot, New York

Scenario Timeframe: Current/Future
Receptor Population: Indoor Worker
Receptor Age: Adult

Medium	Exposure Medium	Exposure Point	Chemical	Carcinogenic Risk				Chemical	Non-Carcinogenic Hazard Quotient				
				Ingestion	Inhalation	Dermal	Exposure Routes Total		Primary Target Organ	Ingestion	Inhalation	Dermal	Exposure Routes Total
Current/Future Worker at School													
Soil gas	Indoor Air	Giulderland High School	Tetrachloroethene	--	5.E-09	--	5.E-09	Tetrachloroethene	Neurological	--	0.001	--	0.001
			Trichloroethene	--	6.E-08	--	6.E-08	Trichloroethene	Development and immune system	--	0.02	--	0.02
			Chemical Total	--	6.E-08	--	6.E-08	Chemical Total		--	0.02	--	0.02
	Total Across Vapor Intrusion Pathway						6.E-08						0.02
Current/Future Indoor Workers at NEIP													
Soil gas	Indoor Air	Giulderland High School	Tetrachloroethene	--	1.E-09	--	1.E-09	Tetrachloroethene	Neurological	--	0.0003	--	0.0003
			Trichloroethene	--	1.E-08	--	1.E-08	Trichloroethene	Development and immune system	--	0.004	--	0.004
			Chemical Total	--	1.E-08	--	1.E-08	Chemical Total		--	0.005	--	0.005
	Total Across Vapor Intrusion Pathway						1.E-08						0.005
Future Indoor Workers at Future Buildng On-Site													
Soil gas	Indoor Air	Giulderland High School	Tetrachloroethene	--	1.E-06	--	1.E-06	Tetrachloroethene	Neurological	--	0.4	--	0.4
			Trichloroethene	--	5.E-05	--	5.E-05	Trichloroethene	Development and immune system	--	19	--	19
			Chemical Total	--	6.E-05	--	6.E-05	Chemical Total		--	19	--	19
	Total Across Vapor Intrusion Pathway						6.E-05						19

Target organ analysis - future onsite building

Total neurologial HI =	0.4
Total development HI =	19
Total immune system HI =	19

TABLE 9.5

SUMMARY OF RECEPTOR RISKS AND HAZARDS FOR COPCs

REASONABLE MAXIMUM EXPOSURE

AOC 3, Former Schenectady Army Depot, New York

Scenario Timeframe: Future
Receptor Population: OnSite Resident
Receptor Age: Child

Medium	Exposure Medium	Exposure Point	Chemical	Non-Carcinogenic Hazard Quotient				
				Primary Target Organ	Ingestion	Inhalation	Dermal	Exposure Routes Total
Soil	Soil	Site Soil	Aluminum	Neurological	0.3	- -	0.0	0.3
			Antimony	Blood and longevity	0.1	- -	0.0	0.1
			Arsenic	Skin/Vascular	0.2	- -	0.02	0.2
			Cadmium	Kidneys	0.6	- -	0.06	0.6
			Chromium	None Reported	0.1	- -	0.0	0.1
			Cobalt	Thyroid	0.7	- -	0.0	0.7
			Iron	Gastrointestinal Tract	0.6	- -	0.0	0.6
			Manganese	Neurological	0.3	- -	0.0	0.3
			Nickel	Body and Organ weights	0.04	- -	0.0	0.04
			Thallium	Hair	6	- -	0.0	6.5
			Vanadium	Hair	0.08	- -	0.0	0.1
			Chemical Total		9	- -	0.08	10
	Exposure Medium Total							9.5
	Air	Volatile and Fugitive Dust Emissions	Aluminum	Neurological	- -	0.003	- -	0.003
			Antimony	NA	- -	NV	- -	0.0
			Arsenic	Development, vascular, nervous system	- -	0.0003	- -	0.0003
			Cadmium	Kidneys	- -	0.003	- -	0.003
			Chromium	Lungs	- -	0.0002	- -	0.0002
			Cobalt	Respiratory System	- -	0.002	- -	0.002
			Iron	NA	- -	NV	- -	0.0
			Manganese	Neurological	- -	0.009	- -	0.009
			Nickel	Respiratory System	- -	0.00	- -	0.0
			Thallium	NA	- -	NV	- -	0.0
			Vanadium	Respiratory System	- -	0.00	- -	0.0
			Chemical Total		--	0.02	--	0.02
	Exposure Medium Total							0.02
Soil Total								10

TABLE 9.5

SUMMARY OF RECEPTOR RISKS AND HAZARDS FOR COPCs

REASONABLE MAXIMUM EXPOSURE

AOC 3, Former Schenectady Army Depot, New York

Scenario Timeframe: Future
Receptor Population: OnSite Resident
Receptor Age: Child

Medium	Exposure Medium	Exposure Point	Chemical	Non-Carcinogenic Hazard Quotient				
				Primary Target Organ	Ingestion	Inhalation	Dermal	Exposure Routes Total
Soil Gas	Indoor Air	OnSite Residence	Tetrachloroethene	Neurological	--	2	--	2
			Trichloroethene	Development and Immune System	--	78	--	78
			Chemical Total		--	80	--	80
	Exposure Medium Total							80
Groundwater	Water	OnSite Residence	cis-1,2-Dichloroethene	Kidneys	0.05	NV	0.006	0.06
			Trichloroethene	Development and Immune system	0.2	0.6	0.03	0.8
			Chemical Total		0.3	0.6	0.04	0.9
	Exposure Medium Total							0.9

Total Hazard Index Across All Media	90

Total Neurological HI =	2
Total Skin/Vascular HI =	0.2
Total Longevity HI =	0.1
Total Kidneys HI =	0.7
Total Development HI =	79
Total Gastrointestinal HI =	0.6
Total Blood HI =	0.1
Total Lungs and Respiratory System HI =	0.003
Total Immune System HI =	79
Total Thyroid HI =	0.7
Total Body and Organ Weight HI =	0.04
Total Hair HI =	7

TABLE 9.6

SUMMARY OF RECEPTOR RISKS AND HAZARDS FOR COPCs

REASONABLE MAXIMUM EXPOSURE

AOC 3, Former Schenectady Army Depot, New York

Scenario Timeframe: Future
Receptor Population: On-Site Residen
Receptor Age: Adult

Medium	Exposure Medium	Exposure Point	Chemical	Non-Carcinogenic Hazard Quotient				
				Primary Target Organ	Ingestion	Inhalation	Dermal	Exposure Routes Total
Soil	Soil	Site Soil						
			Aluminum	Neurological	0.02	- -	0.0	0.02
			Antimony	Blood and longevity	0.01	- -	0.0	0.01
			Arsenic	Skin/Vascular	0.02	- -	0.003	0.02
			Cadmium	Kidneys	0.05	- -	0.01	0.06
			Chromium	None Reported	0.01	- -	0.0	0.01
			Cobalt	Thyroid	0.06	- -	0.0	0.06
			Iron	Gastrointestinal Tract	0.06	- -	0.0	0.06
			Manganese	Neurological	0.03	- -	0.0	0.03
			Nickel	Body and Organ weights	0.003	- -	0.0	0.003
			Thallium	Hair	0.6	- -	0.0	0.6
			Vanadium	Hair	0.01	- -	0.0	0.01
			Chemical Total	- -	0.9	- -	0.01	0.9
	Exposure Medium Total							0.9
	Air	Volatile and Fugitive Dust Emissions						
			Aluminum	Neurological	- -	0.003	- -	0.003
			Antimony	NA	- -	NV	- -	0.0
			Arsenic	Development, vascular, nervous system	- -	0.0003	- -	0.0003
			Cadmium	Kidneys	- -	0.003	- -	0.003
			Chromium	Lungs	- -	0.0002	- -	0.0002
			Cobalt	Respiratory System	- -	0.002	- -	0.002
			Iron	NA	- -	NV	- -	0.0
			Manganese	Neurological	- -	0.009	- -	0.009
			Nickel	Respiratory System	- -	0.0004	- -	0.0004
			Thallium	NA	- -	NV	- -	0.0
			Vanadium	Respiratory System	- -	0.0002	- -	0.0002
			Chemical Total		--	0.02	--	0.02
	Exposure Medium Total							0.02
Soil Total								0.9

TABLE 9.6

SUMMARY OF RECEPTOR RISKS AND HAZARDS FOR COPCs

REASONABLE MAXIMUM EXPOSURE

AOC 3, Former Schenectady Army Depot, New York

Scenario Timeframe: Future
Receptor Population: On-Site Residen
Receptor Age: Adult

Medium	Exposure Medium	Exposure Point	Chemical	Non-Carcinogenic Hazard Quotient				
				Primary Target Organ	Ingestion	Inhalation	Dermal	Exposure Routes Total
Soil Gas	Indoor Air	OnSite Residence	Tetrachloroethene	Neurological	--	2	--	2
			Trichloroethene	Development and Immune System	--	78	--	78
			Chemical Total		--	80	--	80
	Exposure Medium Total							80
Groundwater	Water	OnSite Residence	cis-1,2-Dichloroethene	Kidneys	0.02	NV	0.003	0.03
			Trichloroethene	Development and Immune system	0.1	0.6	0.02	0.7
			Chemical Total		0.1	0.6	0.02	0.7
	Exposure Medium Total							0.7

Total Hazard Index Across All Media	81

Total Neurological HI =	2
Total Skin/Vascular HI =	0.02
Total Longevity HI =	0.01
Total Kidneys HI =	0.09
Total Development HI =	79
Total Gastrointestinal HI =	0.06
Total Blood HI =	0.01
Total Lungs and Respiratory System HI =	0.003
Total Immune System HI =	79
Total Thyroid HI =	0.06
Total Body and Organ Weight HI =	0.003
Total Hair HI =	0.6

TABLE 9.7

SUMMARY OF RECEPTOR RISKS AND HAZARDS FOR COPCs

REASONABLE MAXIMUM EXPOSURE

AOC 3, Former Schenectady Army Depot, New York

Scenario Timeframe: Future
Receptor Population: On-Site Resident
Receptor Age: Age-adjusted

Medium	Exposure Medium	Exposure Point	Chemical	Carcinogenic Risk			
				Ingestion	Inhalation	Dermal	Exposure Routes Total
Soil	Soil	Site Soil	Aluminum	NV	- -	NV	0.E+00
			Antimony	NV	- -	NV	0.E+00
			Arsenic	8.E-06	- -	1.E-06	9.41E-06
			Cadmium	NV	- -	NV	0.E+00
			Chromium	9.E-05	- -	0.E+00	8.62E-05
			Cobalt	NV	- -	NV	0.E+00
			Iron	NV	- -	NV	0.E+00
			Manganese	NV	- -	NV	0.E+00
			Nickel	NV	- -	NV	0.E+00
			Thallium	NV	- -	NV	0.E+00
			Vanadium	NV	- -	NV	0.E+00
			Chemical Total	1.E-04	- -	5.E-06	1.10E-04
	Exposure Medium Total						1.10E-04
	Air	Volatile and Fugitive Dust Emissions					
			Aluminum	- -	NV	- -	0.E+00
			Antimony	- -	NV	- -	0.E+00
			Arsenic	- -	7.E-09	- -	7.E-09
			Cadmium	- -	2.E-08	- -	2.E-08
			Chromium	- -	2.E-06	- -	2.E-06
			Cobalt	- -	4.E-08	- -	4.E-08
			Iron	- -	NV	- -	0.E+00
			Manganese	- -	NV	- -	0.E+00
			Nickel	- -	4.E-09	- -	4.E-09
			Thallium	- -	NV	- -	0.E+00
			Vanadium	- -	NV	- -	0.E+00
			Chemical Total	--	1.7E-06	--	1.7E-06
	Exposure Medium Total						2.E-06
Soil Total							1.12E-04
Soil Gas	Indoor Air	OnSite Residence					
			Tetrachloroethene	--	6.E-06	--	6.E-06
			Trichloroethene	--	3.E-04	--	3.E-04
			Chemical Total	--	3.E-04	--	3.E-04
	Exposure Medium Total						3.E-04
Groundwater	Water	OnSite Residence					
			cis-1,2-Dichloroethene	NV	NV	NV	0.E+00
			Trichloroethene	2.E-06	2.E-06	3.E-07	5.E-06
			Chemical Total	2.E-06	2.E-06	3.E-07	5.E-06
	Exposure Medium Total						5.E-06

Total Risk Across All Media 4.E-04

APPENDIX H

SITE CONCEPTUAL MODEL

AREA OF CONCERN 3 (AOC 3)
NORTHEASTERN INDUSTRIAL PARK
GUILDERLAND, NEW YORK

Prepared for

U.S. Army Corps of Engineers
New England District

March 2016

APPENDIX H

SITE CONCEPTUAL MODEL

AREA OF CONCERN 3 (AOC 3)
NORTHEASTERN INDUSTRIAL PARK
GUILDERLAND, NEW YORK

Prepared for

U.S. Army Corps of Engineers
New England District
696 Virginia Road
Concord, Massachusetts

Prepared by

H2H Associates, LLC

March 2016

TABLE OF CONTENTS

Section **Page**

1.0 SITE CHARCERTISTICS 1-1

2.0 SOURCES OF CONTAMINATION AND CONTAMINANTS OF CONCERN..... 2-1

3.0 FATE AND TRANSPORT..... 3-1

4.0 RISK EVALATION 4-1

LIST OF ACRONYMS AND ABBREVIATIONS

AMSL	above mean sea level
AOC	area of concern
bgs	below ground surface
DCE	dichloroethene
FUDS	Formerly Used Defense Site
NEIP	Northeastern Industrial Park
NYSDEC	New York State Department of Environmental Conservation
PCB	polychlorinated biphenyl
PCE	tetrachloroethene
RI	remedial investigation
SAVDA	Schenectady Army Depot, Voorheesville Area
SVOC	semi-volatile organic compound
TCE	trichloroethene
VC	vinyl chloride
VOC	volatile organic compound

APPENDIX H

SITE CONCEPTUAL MODEL

AREA OF CONCERN (AOC) 3, NORTHEASTERN INDUSTRIAL PARK, GUILDERLAND, NEW YORK

1.0 SITE CHARCERTISTICS

The Area of Concern (AOC) 3 area is located in an area formally known as the *Schenectady Army Depot, Voorheesville Area* or SADVA. The former SADVA was a storage and supply depot for the military during World War II and the Korean War. It was established in 1941-1942 and consisted of approximately 650 acres. Former SADVA is classified as a Formerly Used Defense Site (FUDS). In 1969, the property was declared surplus. Today, approximately 541 acres of the former SADVA is occupied by the Northeastern Industrial Park (NEIP), and is used for warehouse, commercial and light industrial purposes.

The entire NEIP area is at an elevation of approximately 320 feet above mean sea level (AMSL) and is situated in a low level area at the base of the Helderberg Mountains. Elevations rise suddenly to over 1,000 feet above mean sea level at the Helderberg escarpment located approximately three miles southwest of the NEIP. The escarpment marks the boundary with the Helderberg Mountain section of the Appalachian Uplands Physiographic Province.

AOC 3 is located in the northwestern most portion of the NEIP, bordered by Black Creek, the Guilderland Nursing Home and Route 146 on the north, by Guilderland High School to the west and northwest, and by NEIP to the south and east of the site. The dominant surface water feature in the vicinity is Black Creek to the north-northwest, which flows west/northwest into the Bozen Kill and subsequently into the Watervliet Reservoir. The New York State Bureau of Watershed Management and the NYSDEC have classified the section of Black Creek adjacent to the NEIP as a Class C stream, suitable for recreation and human consumption of fish.

The bedrock beneath the AOC 3 area consists of the upper Middle Ordovician Schenectady Formation. The Schenectady Formation consists of black and gray argillaceous (clayey) shale interbedded with greywackes (clayey sandstone) and sandstones of variable texture. The rocks of the Schenectady Formation are dense and relatively impermeable, however, the bedrock may yield small amounts of water from fractures and bedding planes. Subsurface investigations at the NEIP property have encountered bedrock as shallow as five feet in the southwest portion of the site at the NEIP, and as deep as 67 feet in the southeastern corner, near the US Army Southern Landfill (AOC 1). Borings drilled in the western portion of the NEIP encountered gray shale at 14 to 20 feet below ground surface (bgs). Borings beneath AOC 3 during the present investigation have encountered a dense glacial till at varying depths ranging from 20 feet near the high school building, 40 feet at DTW-1 (adjacent to MW-5 located on the eastern edge of the school property) to 65 feet in DTW-2 adjacent to MW-9, however, bedrock has not been definitively detected in any of the wells.

Borings from various studies conducted at the NEIP property indicate that the overburden in the area consists of a complex sequence of glacial drift, glacial till, and stream deposits which were laid down during the last Wisconsin glacial episode. The glacial deposits underlying the AOC 3 area on both the NEIP and school property consist of silt and sand with varying amounts of clay and gravel lenses. The thickness of these deposits vary from approximately 20 feet in the southern area near the high school, to over 65 feet near the northern area of the school property adjacent to Black Creek. Review of boring logs from the present remedial investigation (RI) indicate that there is no continuous confining clay layer beneath the site, indicating hydrologic connection throughout the aquifer.

Black Creek is the primary drainage feature in the vicinity of the NEIP and lies directly north of the AOC 3 and Guilderland School properties. Surface water drainage over the mostly impervious surface area of the NEIP is diverted into Black Creek, which has a drainage basin of approximately 25 square miles. From its headwaters at the Helderberg Escarpment, Black Creek flows east, then north into the south end of the NEIP. Black Creek flows north out of the NEIP, and then meanders toward the northwest before discharging into the Bozen Kill, approximately two miles from the site. The Bozen Kill empties into the Watervliet Reservoir. Based on the last measurements taken for the 2007 RI, the elevation of Black Creek is higher than the water table elevations at AOC 3, indicating that Black Creek is a "losing" stream in this area (recharging groundwater).

2.0 SOURCES OF CONTAMINATION AND CONTAMINANTS OF CONCERN

For the AOC 3 area, the primary source of contamination is the former waste burning and/or waste disposal conducted in the past at the Burn Pit area by personnel at the former SADVA. As presented in the site background, investigation into this area found that soils had been impacted by volatile organic compounds (VOCs), semi-volatile organic compounds (SVOCs), polychlorinated biphenyls (PCBs), pesticides and metals. These impacted soils subsequently impacted the underlying groundwater through vertical leaching from precipitation over time. In addition, some soils were found to be impacted on the Guilderland school property. This was addressed in the 2002 Emergency Response Action for the Guilderland Bus Garage. As part of the remedial actions at the Burn Pit area, most of the impacted soils have been removed, with minor detectable concentrations of some compounds in soils remaining at depth (16 to 20 feet bgs). There is no soil contamination remaining on the Guilderland School property based on post excavation sampling results from the Emergency Response Action.

The direction of groundwater flow in the shallow aquifer is to the northwest, based on previous groundwater elevation measurements and groundwater modeling conducted at the site. There is no evidence of a continuous confining layer within the glacial sediments beneath the site area so it is assumed the shallow and deep portions of the aquifer are hydraulically connected. A groundwater contaminant plume extends from the AOC 3 burn pit area northwest onto the school property as evidenced from the past sampling events. Refer to Figures 5-2 and 5-3 in the Supplemental RI.

The primary VOC compounds detected in groundwater were trichloroethene (TCE), tetrachloroethene (PCE), dichloroethene (DCE) and vinyl chloride (VC) at low concentrations. During the recent supplemental RI sampling events, TCE concentrations were detected in monitoring wells MW-8, MW-9, and MW-10 at levels near or just above the maximum contaminant level (MCL) for TCE of 5 micrograms per liter (µg/L). However, some of the most recent samples collected from these wells exhibited concentrations well below the MCL. The sample from MW-10 showed a concentration of 5.55 µg/L in April 2014 and 1.1 µg/l in May 2015. The samples from MW-8, located on the NEIP/School border, detected TCE at 6.26 µg/L in June 2013 decreasing to 3.7 µg/L in April 2014 and to 1.0 µg/L in July 2015. The last samplings for MW-9 (April 2014 and July 2015) showed a decline in the TCE concentration to below the MCL for the first time since the onset of sampling (3.72 µg/L and 1.0 µg/L, respectively). Prior to this sampling in April 2014, the concentrations ranged from 5.3 µg/L to 7.5 µg/L. All other compounds, if detected, were detected below the MCL for each compound. In addition, TCE concentrations were also detected in temporary shallow and deep well locations above the MCL for TCE at DTW-1, STW-2, STW-3, STW-4, and STW-6 at concentrations ranging from 6.76 µg/L to 18.4 µg/L. All of these locations are in the vicinity of MW-10 and the parking lot area of the school property.

In 2011, TCE was detected in two irrigation wells located north of Black Creek. These wells are screened in the deep aquifer. However, sampling completed in 2014 for the Supplemental RI in the irrigation wells did not exhibit TCE at detectable levels with the exception of irrigation well #2 at an estimated concentration of 0.90 J µg/L. Resampling conducted in May 2015 confirmed these results.

As part of the Supplemental RI, soil vapor analysis was conducted in the subsurface soils in the vicinity of buildings at the NEIP and the school property and along the length of the groundwater plume. The investigation conducted in 2014 identified PCE, TCE, cis-1,2-DCE, and VC in the soil gas. The results of the initial investigation determined that subslab samples from the buildings near and above the groundwater plume should be collected. This was conducted at 4 buildings, one on the NEIP property and 3 buildings on the school property in proximity to the groundwater plume. The subslab samples indicated only low to non-detect concentrations of the primary contaminants at the site with the exception of the subslab sample in Building #2 – Maintenance Garage on the school property. Elevated PCE concentrations detected in the subslab sample at Building #2 is thought to be from local sources and not from the AOC 3 burn pit area. This was determined from groundwater flow, historical analysis of impacted soil and groundwater, and current analytical data. The data indicate that most of the soil gas contamination is south of Black Creek, but vinyl chloride was detected in one subsurface sample collected north of Black Creek at low concentrations.

3.0 FATE AND TRANSPORT

AOC 3 is located in the northwestern most portion of the NEIP, bordered by Black Creek, the Guilderland Nursing Home and Route 146 on the north, by Guilderland High School to the west and northwest, and by NEIP to the south and east of the site. The dominant surface water feature in the vicinity is Black Creek to the north-northwest, which flows west/northwest into the Bozen Kill and subsequently into the Watervliet Reservoir. The New York State Bureau of Watershed Management and the New York State Department of Environmental Conservation (NYSDEC) have classified the section of Black Creek adjacent to the NEIP as a Class C stream, suitable for recreation and human consumption of fish. Based on the last measurements taken for the 2007 RI, the elevation of Black Creek is higher than the water table elevations at AOC 3, indicating that Black Creek is a "losing" stream in this area (recharging groundwater).

The shallow groundwater flow direction beneath the AOC 3 area, including the NEIP and Guilderland school properties, is to the northwest, grading to the north on the school property near Black Creek. There is no evidence of a continuous confining layer within the glacial sediments beneath the site area, so it is assumed the shallow and deep portions of the aquifer are hydraulically connected. Depth to water varies with the level of precipitation but can range from 23 feet bgs to 7 feet bgs, and averages between 15 to 20 feet bgs. Based on the 2007 RI, the hydraulic gradients in the area of AOC 3 are very low, ranging from 6.6 x 10-4 feet per foot to 1.0 x 10-3 feet per foot. Hydraulic gradients from the present Supplemental RI data indicate gradients ranging from 7.3 x 10-3 in the northern portion of the site near Black Creek to 1.6 x 10-3 feet per foot in the southern area of the AOC 3 study area.

In May 2012, HGL was subcontracted by H2H to research and construct a steady state groundwater flow model in the region around AOC 3 to investigate whether potential hydraulic flow paths exist from AOC 3 to or towards irrigation wells operated by the Guilderland High School that could support the transport of TCE known to have been disposed of at AOC 3. In addition, HGL was instructed to use the model to determine if operating irrigation wells might influence local groundwater flow patterns sufficiently to create flow conditions that might not otherwise exist and allow dissolved contaminants in the water to flow towards and be captured by the irrigation wells. Several steady state simulations with and without active pumping by 1 or 2 irrigation wells were conducted, followed by particle tracking, to observe the regional flow paths from the extent of AOC 3. In all cases, the general flow direction was NNE to NE from AOC 3 towards Normans Kill. No particles were captured by any of the irrigation wells. Additional simulations were conducted to assess the sensitivity of the model to global changes in recharge, river conductance, and hydraulic conductivity. In all cases, all particles moved to the NE and were not captured by any irrigation wells. The general flow directions simulated by the model are consistent with other regional representations of groundwater flow. The discrepancies that exist between the simulated and observed groundwater elevations in the vicinity of AOC 3 and the irrigations wells indicated that data gaps existed on site, which were addressed in the Supplemental RI.

Although groundwater is not known or expected to be used in the area, it is uncertain whether all homes in this area have converted to the public drinking water supply. There may still be a few homes or businesses that use private wells for drinking water or other purposes. In addition, the Guilderland Central School currently draws irrigation water from a well field located across Black

Creek from AOC 3. Therefore, a 1-Dimensional Fate and Transport Model (BIOCHLOR) was run to determine the fate and transport of the currently contaminated groundwater located in an area near monitoring wells MW-8, MW-9, and MW-10. The model showed that TCE did not propagate farther than 120 feet down gradient from any of the monitoring wells greater than 1 µg/L. In addition, 5 µg/L was observed no farther than 50 feet down gradient. The distance to the nearest Guilderland School District irrigation well is approximately 300 feet downgradient of monitoring wells MW-8, MW-9, and MW-10. Therefore, it can be assumed that the slightly elevated TCE concentrations currently observed in the area of monitoring wells MW-8, MW-9, and MW-10 will not impact the downgradient Guilderland School District irrigation wells in the future. Although low concentrations of TCE have been detected in the Guilderland School District irrigation wells, this contamination represents the migration of historical concentrations at monitoring wells MW-8, MW-9, and MW-10. The model indicates that current conditions at these three monitoring wells should not affect the irrigations wells in the future.

4.0 RISK EVALATION

In summary, evaluation of data for soil, groundwater, and soil gas identified no threats to human health under current site conditions. If a building is constructed over the area of highest soil gas concentrations, the vapor intrusion pathway may pose a threat to the indoor worker depending on the degree of contaminant attenuation that occurs as the soil gas migrates into the building. In addition, potential risks were identified for hypothetical, future on-site residents. The risk drivers for the on-site resident receptor consist of PCE and TCE in soil gas, and chromium and thallium in soil. As described in Appendix G, it is likely that the risks associated with these two metals are overestimated.